

Company: San Diego Gas & Electric Company (U 902 M)
Proceeding: 2024 General Rate Case
Application: A.22-05-____
Exhibit No: (SDGE-36-WP)

WORKPAPERS TO
PREPARED DIRECT TESTIMONY
OF DANE A. WATSON
ON BEHALF OF SAN DIEGO GAS & ELECTRIC COMPANY
VOLUME 9 of 12
BEFORE THE PUBLIC UTILITIES COMMISSION
OF THE STATE OF CALIFORNIA

MAY 2022



Actuarial Data Base (continued)

SDG&E
2024 GRC - APP
Depreciation

GRC Depr Study Transactional Data

hist acct	tran code	activity year	vintage	amount
G380.00-Services	Retirement	2016	1968	(2,404.17)
G380.00-Services	Retirement	1967	1949	(2,406.00)
G380.00-Services	Retirement	1973	1956	(2,409.00)
G380.00-Services	Retirement	1977	1929	(2,412.00)
G380.00-Services	Retirement	1978	1957	(2,691.00)
G380.00-Services	Retirement	2001	1951	(2,691.39)
G380.00-Services	Retirement	2001	1937	(66.47)
G380.00-Services	Retirement	2008	1949	(859.25)
G380.00-Services	Retirement	2019	1983	(49,635.98)
G380.00-Services	Retirement	1981	1964	(2,694.00)
G380.00-Services	Retirement	1955	1951	(2,696.00)
G380.00-Services	Retirement	2010	1997	(2,696.01)
G380.00-Services	Retirement	1982	1959	(2,697.00)
G380.00-Services	Retirement	1973	1930	(2,698.00)
G380.00-Services	Retirement	2004	1998	(2,698.13)
G380.00-Services	Retirement	1987	1924	(67.00)
G380.00-Services	Retirement	1980	1918	(67.00)
G380.00-Services	Retirement	2017	2007	(2,700.56)
G380.00-Services	Retirement	2000	1967	(2,703.29)
G380.00-Services	Retirement	1976	1959	(2,704.00)
G380.00-Services	Retirement	1960	1922	(2,704.00)
G380.00-Services	Retirement	2019	1929	(228.37)
G380.00-Services	Retirement	1953	1941	(2,706.00)
G380.00-Services	Retirement	2017	2004	(860.59)
G380.00-Services	Retirement	1997	1992	(2,708.00)
G380.00-Services	Retirement	1989	1938	(1,165.00)
G380.00-Services	Retirement	1974	1933	(1,165.00)
G380.00-Services	Retirement	1973	1921	(1,165.00)
G380.00-Services	Retirement	1969	1936	(1,166.00)
G380.00-Services	Retirement	1971	1929	(1,166.00)
G380.00-Services	Retirement	1954	1942	(1,169.00)
G380.00-Services	Retirement	1968	1922	(861.00)
G380.00-Services	Retirement	2013	2001	(1,169.08)
G380.00-Services	Retirement	2018	2009	(1,169.19)
G380.00-Services	Retirement	2001	1943	(228.38)
G380.00-Services	Retirement	2018	1929	(67.18)
G380.00-Services	Retirement	1947	1932	(1,172.00)
G380.00-Services	Retirement	2020	1931	(67.25)
G380.00-Services	Retirement	1997	1963	(1,173.00)
G380.00-Services	Retirement	2014	1998	(1,316.36)
G380.00-Services	Retirement	2019	1945	(228.47)
G380.00-Services	Retirement	2012	1966	(1,319.91)

SDG&E
2024 GRC - APP
Depreciation

GRC Depr Study Transactional Data

hist acct	tran code	activity year	vintage	amount
G380.00-Services	Retirement	1951	1943	(862.00)
G380.00-Services	Retirement	1994	1946	(1,320.00)
G380.00-Services	Retirement	1999	1932	(90.51)
G380.00-Services	Retirement	1970	1937	(862.00)
G380.00-Services	Retirement	1968	1943	(1,323.00)
G380.00-Services	Retirement	1995	1940	(229.00)
G380.00-Services	Retirement	1998	1947	(1,328.00)
G380.00-Services	Retirement	1972	1925	(1,328.00)
G380.00-Services	Retirement	2002	1997	(1,494.28)
G380.00-Services	Retirement	1950	1945	(1,497.00)
G380.00-Services	Retirement	1951	1936	(1,499.00)
G380.00-Services	Retirement	2017	1954	(1,501.40)
G380.00-Services	Retirement	1987	1923	(92.00)
G380.00-Services	Retirement	1955	1935	(1,503.00)
G380.00-Services	Retirement	1957	1933	(1,503.00)
G380.00-Services	Retirement	2011	1967	(1,503.16)
G380.00-Services	Retirement	1971	1941	(1,504.00)
G380.00-Services	Retirement	1989	1940	(1,504.00)
G380.00-Services	Retirement	1976	1930	(1,504.00)
G380.00-Services	Retirement	2003	1947	(1,504.10)
G380.00-Services	Retirement	1995	1962	(1,681.00)
G380.00-Services	Retirement	1957	1957	(1,681.00)
G380.00-Services	Retirement	1998	1994	(19,362.00)
G380.00-Services	Retirement	2003	1982	(1,682.81)
G380.00-Services	Retirement	1950	1949	(1,684.00)
G380.00-Services	Retirement	2010	2000	(1,685.80)
G380.00-Services	Retirement	1964	1945	(1,686.00)
G380.00-Services	Retirement	2012	1959	(1,690.40)
G380.00-Services	Retirement	1949	1932	(1,691.00)
G380.00-Services	Retirement	1955	1945	(1,693.00)
G380.00-Services	Retirement	1952	1936	(1,693.00)
G380.00-Services	Retirement	1973	1919	(117.00)
G380.00-Services	Retirement	1964	1942	(1,899.00)
G380.00-Services	Retirement	1967	1924	(1,899.00)
G380.00-Services	Retirement	1986	1918	(117.00)
G380.00-Services	Retirement	1964	1917	(117.00)
G380.00-Services	Retirement	2005	1953	(1,901.62)
G380.00-Services	Retirement	1991	1948	(1,902.00)
G380.00-Services	Retirement	1969	1928	(1,903.00)
G380.00-Services	Retirement	2003	1952	(1,904.91)
G380.00-Services	Retirement	2014	1949	(864.22)
G380.00-Services	Retirement	1976	1941	(1,907.00)

SDG&E
2024 GRC - APP
Depreciation

GRC Depr Study Transactional Data

hist acct	tran code	activity year	vintage	amount
G380.00-Services	Retirement	1996	1965	(1,908.00)
G380.00-Services	Retirement	2010	1958	(1,908.83)
G380.00-Services	Retirement	1963	1945	(1,909.00)
G380.00-Services	Retirement	2015	1964	(1,909.21)
G380.00-Services	Retirement	1976	1944	(1,910.00)
G380.00-Services	Retirement	2010	1963	(1,910.34)
G380.00-Services	Retirement	1973	1938	(2,143.00)
G380.00-Services	Retirement	1972	1949	(2,144.00)
G380.00-Services	Retirement	1965	1936	(2,144.00)
G380.00-Services	Retirement	2011	1989	(2,145.04)
G380.00-Services	Retirement	2019	1939	(865.85)
G380.00-Services	Retirement	2014	1999	(2,146.46)
G380.00-Services	Retirement	1977	1931	(2,147.00)
G380.00-Services	Retirement	1985	1926	(866.00)
G380.00-Services	Retirement	2001	1960	(2,147.55)
G380.00-Services	Retirement	2006	1932	(146.32)
G380.00-Services	Retirement	1950	1931	(2,150.00)
G380.00-Services	Retirement	1957	1929	(2,152.00)
G380.00-Services	Retirement	2000	1966	(1,549.26)
G380.00-Services	Retirement	2020	1961	(2,155.19)
G380.00-Services	Retirement	2017	1953	(2,155.26)
G380.00-Services	Retirement	1994	1949	(2,156.00)
G380.00-Services	Retirement	2005	1998	(2,156.17)
G380.00-Services	Retirement	2007	1948	(2,157.19)
G380.00-Services	Retirement	1981	1966	(2,160.00)
G380.00-Services	Retirement	2014	1966	(866.28)
G380.00-Services	Retirement	2005	1949	(2,412.83)
G380.00-Services	Retirement	2016	1941	(2,414.68)
G380.00-Services	Retirement	1963	1917	(148.00)
G380.00-Services	Retirement	2001	1961	(2,415.82)
G380.00-Services	Retirement	1962	1930	(2,416.00)
G380.00-Services	Retirement	2014	2005	(2,419.99)
G380.00-Services	Retirement	1999	1963	(2,422.40)
G380.00-Services	Retirement	1965	1939	(2,423.00)
G380.00-Services	Retirement	2018	1943	(148.20)
G380.00-Services	Retirement	1958	1937	(2,425.00)
G380.00-Services	Retirement	1985	1948	(2,427.00)
G380.00-Services	Retirement	2014	2004	(2,427.04)
G380.00-Services	Retirement	2000	1937	(181.37)
G380.00-Services	Retirement	1982	1952	(2,429.00)
G380.00-Services	Retirement	1974	1962	(2,710.00)
G380.00-Services	Retirement	2019	2003	(22,995.41)

SDG&E
2024 GRC - APP
Depreciation

GRC Depr Study Transactional Data

hist acct	tran code	activity year	vintage	amount
G380.00-Services	Retirement	1999	1951	(2,710.85)
G380.00-Services	Retirement	1970	1938	(1,007.00)
G380.00-Services	Retirement	2007	1952	(2,715.49)
G380.00-Services	Retirement	1994	1970	(2,717.00)
G380.00-Services	Retirement	2016	1966	(2,717.05)
G380.00-Services	Retirement	2013	1948	(962.42)
G380.00-Services	Retirement	1984	1931	(1,007.00)
G380.00-Services	Retirement	1952	1931	(2,718.00)
G380.00-Services	Retirement	1975	1922	(2,718.00)
G380.00-Services	Retirement	2020	1979	(23,035.94)
G380.00-Services	Retirement	1966	1937	(2,719.00)
G380.00-Services	Retirement	2014	2006	(2,721.49)
G380.00-Services	Retirement	1953	1938	(2,723.00)
G380.00-Services	Retirement	2008	1937	(182.51)
G380.00-Services	Retirement	1981	1954	(2,726.00)
G380.00-Services	Retirement	1973	1949	(2,726.00)
G380.00-Services	Retirement	2005	1950	(2,726.90)
G380.00-Services	Retirement	1990	1930	(183.00)
G380.00-Services	Retirement	1969	1944	(1,175.00)
G380.00-Services	Retirement	1973	1933	(1,175.00)
G380.00-Services	Retirement	1999	1946	(1,175.63)
G380.00-Services	Retirement	2010	2007	(1,176.29)
G380.00-Services	Retirement	1970	1925	(1,177.00)
G380.00-Services	Retirement	2009	1953	(1,179.04)
G380.00-Services	Retirement	2013	1944	(183.12)
G380.00-Services	Retirement	1965	1932	(1,181.00)
G380.00-Services	Retirement	1954	1920	(1,182.00)
G380.00-Services	Retirement	2001	1915	(14.05)
G380.00-Services	Retirement	2019	1923	(14.10)
G380.00-Services	Retirement	2019	1918	(14.34)
G380.00-Services	Retirement	2017	1926	(14.77)
G380.00-Services	Retirement	2014	2000	(1,331.30)
G380.00-Services	Retirement	1969	1937	(1,336.00)
G380.00-Services	Retirement	1994	1932	(15.00)
G380.00-Services	Retirement	1994	1925	(15.00)
G380.00-Services	Retirement	1981	1918	(15.00)
G380.00-Services	Retirement	1979	1917	(15.00)
G380.00-Services	Retirement	1974	1917	(15.00)
G380.00-Services	Retirement	1982	1916	(15.00)
G380.00-Services	Retirement	1968	1916	(15.00)
G380.00-Services	Retirement	2013	1956	(1,508.80)
G380.00-Services	Retirement	1950	1947	(1,510.00)

SDG&E
2024 GRC - APP
Depreciation

GRC Depr Study Transactional Data

hist acct	tran code	activity year	vintage	amount
G380.00-Services	Retirement	1950	1939	(1,512.00)
G380.00-Services	Retirement	1967	1938	(1,513.00)
G380.00-Services	Retirement	1999	1943	(229.02)
G380.00-Services	Retirement	1995	1950	(1,514.00)
G380.00-Services	Retirement	2011	1935	(29.15)
G380.00-Services	Retirement	2016	1942	(29.49)
G380.00-Services	Retirement	2016	1926	(29.53)
G380.00-Services	Retirement	2020	1951	(1,695.18)
G380.00-Services	Retirement	1967	1932	(1,696.00)
G380.00-Services	Retirement	2020	2002	(1,697.47)
G380.00-Services	Retirement	1984	1922	(30.00)
G380.00-Services	Retirement	1969	1941	(2,064.00)
G380.00-Services	Retirement	2019	1993	(32,498.25)
G380.00-Services	Retirement	1964	1936	(1,704.00)
G380.00-Services	Retirement	2008	1968	(1,704.62)
G380.00-Services	Retirement	1965	1935	(1,706.00)
G380.00-Services	Retirement	1959	1921	(1,706.00)
G380.00-Services	Retirement	1969	1945	(1,913.00)
G380.00-Services	Retirement	2015	1960	(1,913.42)
G380.00-Services	Retirement	1950	1921	(1,917.00)
G380.00-Services	Retirement	1975	1945	(1,918.00)
G380.00-Services	Retirement	1999	1931	(229.44)
G380.00-Services	Retirement	1997	1956	(1,920.00)
G380.00-Services	Retirement	2015	1968	(1,920.13)
G380.00-Services	Retirement	2012	2010	(1,920.17)
G380.00-Services	Retirement	2013	2006	(1,920.40)
G380.00-Services	Retirement	1992	1926	(1,921.00)
G380.00-Services	Retirement	2001	1935	(30.12)
G380.00-Services	Retirement	2020	1927	(30.19)
G380.00-Services	Retirement	2017	1955	(1,923.96)
G380.00-Services	Retirement	1978	1969	(1,924.00)
G380.00-Services	Retirement	2020	1928	(47.08)
G380.00-Services	Retirement	2011	1993	(1,924.54)
G380.00-Services	Retirement	2005	1954	(1,925.40)
G380.00-Services	Retirement	2009	1968	(1,927.27)
G380.00-Services	Retirement	1977	1941	(2,164.00)
G380.00-Services	Retirement	1993	1943	(2,165.00)
G380.00-Services	Retirement	1989	1923	(48.00)
G380.00-Services	Retirement	1955	1938	(2,166.00)
G380.00-Services	Retirement	1968	1930	(2,166.00)
G380.00-Services	Retirement	2000	1962	(2,166.79)
G380.00-Services	Retirement	1999	1955	(2,169.94)

SDG&E
2024 GRC - APP
Depreciation

GRC Depr Study Transactional Data

hist acct	tran code	activity year	vintage	amount
G380.00-Services	Retirement	1956	1921	(2,171.00)
G380.00-Services	Retirement	2015	1959	(2,171.28)
G380.00-Services	Retirement	1954	1950	(2,173.00)
G380.00-Services	Retirement	2015	2013	(2,173.44)
G380.00-Services	Retirement	1961	1937	(2,429.00)
G380.00-Services	Retirement	1983	1956	(2,431.00)
G380.00-Services	Retirement	1961	1938	(2,431.00)
G380.00-Services	Retirement	2016	2010	(2,435.70)
G380.00-Services	Retirement	1988	1955	(2,436.00)
G380.00-Services	Retirement	1966	1966	(2,438.00)
G380.00-Services	Retirement	2011	1978	(2,439.27)
G380.00-Services	Retirement	1960	1960	(2,441.00)
G380.00-Services	Retirement	1988	1958	(2,441.00)
G380.00-Services	Retirement	2017	1947	(67.82)
G380.00-Services	Retirement	1957	1919	(230.00)
G380.00-Services	Retirement	1988	1975	(2,442.00)
G380.00-Services	Retirement	1953	1946	(2,442.00)
G380.00-Services	Retirement	1965	1916	(68.00)
G380.00-Services	Retirement	2016	1950	(1,046.86)
G380.00-Services	Retirement	1990	1941	(1,048.00)
G380.00-Services	Retirement	1976	1936	(1,049.00)
G380.00-Services	Retirement	1960	1933	(1,049.00)
G380.00-Services	Retirement	1951	1945	(1,050.00)
G380.00-Services	Retirement	2010	2009	(1,050.38)
G380.00-Services	Retirement	1980	1924	(1,054.00)
G380.00-Services	Retirement	2015	1949	(1,184.55)
G380.00-Services	Retirement	1947	1935	(1,185.00)
G380.00-Services	Retirement	2010	1962	(963.69)
G380.00-Services	Retirement	2020	1940	(68.46)
G380.00-Services	Retirement	2002	1936	(68.97)
G380.00-Services	Retirement	1948	1944	(1,187.00)
G380.00-Services	Retirement	1980	1921	(69.00)
G380.00-Services	Retirement	1983	1946	(1,190.00)
G380.00-Services	Retirement	1966	1945	(1,190.00)
G380.00-Services	Retirement	1948	1940	(1,190.00)
G380.00-Services	Retirement	1981	1947	(1,191.00)
G380.00-Services	Retirement	2018	2015	(39,959.10)
G380.00-Services	Retirement	2004	1964	(1,337.16)
G380.00-Services	Retirement	1984	1940	(1,338.00)
G380.00-Services	Retirement	2018	1932	(92.13)
G380.00-Services	Retirement	1986	1940	(1,341.00)
G380.00-Services	Retirement	2019	1926	(92.55)

SDG&E
2024 GRC - APP
Depreciation

GRC Depr Study Transactional Data

hist acct	tran code	activity year	vintage	amount
G380.00-Services	Retirement	1969	1939	(1,342.00)
G380.00-Services	Retirement	1952	1933	(1,342.00)
G380.00-Services	Retirement	2017	2003	(1,342.39)
G380.00-Services	Retirement	1992	1932	(93.00)
G380.00-Services	Retirement	1976	1942	(1,346.00)
G380.00-Services	Retirement	2012	2008	(1,346.69)
G380.00-Services	Retirement	1951	1939	(1,347.00)
G380.00-Services	Retirement	1949	1920	(1,517.00)
G380.00-Services	Retirement	2008	1997	(1,519.37)
G380.00-Services	Retirement	2019	1950	(1,519.71)
G380.00-Services	Retirement	1972	1944	(1,521.00)
G380.00-Services	Retirement	1951	1932	(1,522.00)
G380.00-Services	Retirement	1972	1941	(1,523.00)
G380.00-Services	Retirement	1973	1923	(1,524.00)
G380.00-Services	Retirement	1953	1920	(1,526.00)
G380.00-Services	Retirement	1997	1964	(1,527.00)
G380.00-Services	Retirement	1972	1940	(1,030.00)
G380.00-Services	Retirement	2013	1962	(1,706.07)
G380.00-Services	Retirement	2016	1962	(1,706.83)
G380.00-Services	Retirement	2020	1943	(1,706.87)
G380.00-Services	Retirement	2004	1965	(1,707.99)
G380.00-Services	Retirement	1978	1942	(1,708.00)
G380.00-Services	Retirement	1958	1934	(1,709.00)
G380.00-Services	Retirement	1999	1950	(1,709.30)
G380.00-Services	Retirement	1951	1941	(1,714.00)
G380.00-Services	Retirement	1949	1939	(1,715.00)
G380.00-Services	Retirement	2019	1934	(118.83)
G380.00-Services	Retirement	2019	1935	(118.93)
G380.00-Services	Retirement	2020	1973	(50,390.13)
G380.00-Services	Retirement	2020	1953	(1,718.92)
G380.00-Services	Retirement	1974	1932	(1,928.00)
G380.00-Services	Retirement	1974	1921	(1,928.00)
G380.00-Services	Retirement	1974	1919	(119.00)
G380.00-Services	Retirement	2020	2009	(1,930.57)
G380.00-Services	Retirement	1979	1921	(1,932.00)
G380.00-Services	Retirement	1973	1937	(1,933.00)
G380.00-Services	Retirement	1967	1964	(1,935.00)
G380.00-Services	Retirement	2007	1934	(148.50)
G380.00-Services	Retirement	1988	1969	(2,177.00)
G380.00-Services	Retirement	1974	1957	(2,177.00)
G380.00-Services	Retirement	1962	1939	(2,177.00)
G380.00-Services	Retirement	1973	1928	(2,178.00)

SDG&E
2024 GRC - APP
Depreciation

GRC Depr Study Transactional Data

hist acct	tran code	activity year	vintage	amount
G380.00-Services	Retirement	1983	1959	(2,180.00)
G380.00-Services	Retirement	1994	1947	(2,180.00)
G380.00-Services	Retirement	2005	1951	(2,181.38)
G380.00-Services	Retirement	1957	1917	(150.00)
G380.00-Services	Retirement	2006	1998	(2,187.71)
G380.00-Services	Retirement	1952	1938	(2,189.00)
G380.00-Services	Retirement	1948	1948	(965.00)
G380.00-Services	Retirement	1962	1949	(2,446.00)
G380.00-Services	Retirement	2005	1999	(2,446.82)
G380.00-Services	Retirement	1997	1975	(2,452.00)
G380.00-Services	Retirement	1962	1938	(2,453.00)
G380.00-Services	Retirement	1993	1987	(19,399.00)
G380.00-Services	Retirement	2003	1957	(2,454.89)
G380.00-Services	Retirement	1978	1940	(2,456.00)
G380.00-Services	Retirement	2015	1994	(19,407.60)
G380.00-Services	Retirement	1980	1945	(1,008.00)
G380.00-Services	Retirement	1979	1963	(2,459.00)
G380.00-Services	Retirement	1994	1931	(184.00)
G380.00-Services	Retirement	1954	1916	(184.00)
G380.00-Services	Retirement	2019	1956	(2,459.15)
G380.00-Services	Retirement	1988	1983	(19,433.00)
G380.00-Services	Retirement	2011	1973	(2,460.51)
G380.00-Services	Retirement	1954	1954	(1,209.00)
G380.00-Services	Retirement	2014	2009	(2,463.67)
G380.00-Services	Retirement	1950	1920	(965.00)
G380.00-Services	Retirement	1969	1922	(1,055.00)
G380.00-Services	Retirement	1958	1943	(1,056.00)
G380.00-Services	Retirement	1977	1920	(1,057.00)
G380.00-Services	Retirement	1976	1943	(1,059.00)
G380.00-Services	Retirement	1993	1937	(1,059.00)
G380.00-Services	Retirement	1986	1926	(1,060.00)
G380.00-Services	Retirement	2005	1941	(1,060.64)
G380.00-Services	Retirement	1964	1934	(1,061.00)
G380.00-Services	Retirement	1988	1928	(185.00)
G380.00-Services	Retirement	2011	1966	(1,194.31)
G380.00-Services	Retirement	2011	1949	(1,194.91)
G380.00-Services	Retirement	2010	1964	(1,195.01)
G380.00-Services	Retirement	1996	1991	(19,524.00)
G380.00-Services	Retirement	2017	1970	(1,198.64)
G380.00-Services	Retirement	2008	1950	(1,199.24)
G380.00-Services	Retirement	2014	1983	(19,539.08)
G380.00-Services	Retirement	1962	1921	(1,200.00)

SDG&E
2024 GRC - APP
Depreciation

GRC Depr Study Transactional Data

hist acct	tran code	activity year	vintage	amount
G380.00-Services	Retirement	2008	1956	(1,349.53)
G380.00-Services	Retirement	2014	2013	(15.95)
G380.00-Services	Retirement	1986	1937	(1,355.00)
G380.00-Services	Retirement	1948	1936	(1,357.00)
G380.00-Services	Retirement	1962	1944	(1,358.00)
G380.00-Services	Retirement	1994	1934	(16.00)
G380.00-Services	Retirement	1990	1918	(16.00)
G380.00-Services	Retirement	1962	1962	(1,530.00)
G380.00-Services	Retirement	2001	1952	(1,530.42)
G380.00-Services	Retirement	1952	1935	(1,531.00)
G380.00-Services	Retirement	1948	1931	(1,532.00)
G380.00-Services	Retirement	2006	2003	(23,087.51)
G380.00-Services	Retirement	1968	1940	(1,534.00)
G380.00-Services	Retirement	2000	1982	(23,093.52)
G380.00-Services	Retirement	1960	1944	(1,535.00)
G380.00-Services	Retirement	1949	1940	(1,536.00)
G380.00-Services	Retirement	2013	1939	(30.74)
G380.00-Services	Retirement	2019	1925	(30.75)
G380.00-Services	Retirement	1982	1949	(1,537.00)
G380.00-Services	Retirement	2011	1933	(30.79)
G380.00-Services	Retirement	1999	1918	(30.81)
G380.00-Services	Retirement	2018	1926	(30.97)
G380.00-Services	Retirement	2019	1972	(71,183.89)
G380.00-Services	Retirement	1975	1939	(1,540.00)
G380.00-Services	Retirement	1971	1932	(1,540.00)
G380.00-Services	Retirement	1968	1923	(1,541.00)
G380.00-Services	Retirement	1995	1933	(31.00)
G380.00-Services	Retirement	1968	1929	(1,720.00)
G380.00-Services	Retirement	2015	2000	(1,721.25)
G380.00-Services	Retirement	1963	1934	(1,722.00)
G380.00-Services	Retirement	1977	1932	(1,722.00)
G380.00-Services	Retirement	1995	1963	(1,723.00)
G380.00-Services	Retirement	1972	1926	(1,723.00)
G380.00-Services	Retirement	1998	1987	(23,138.00)
G380.00-Services	Retirement	1957	1935	(1,727.00)
G380.00-Services	Retirement	1962	1945	(1,728.00)
G380.00-Services	Retirement	1954	1933	(1,728.00)
G380.00-Services	Retirement	1960	1945	(1,729.00)
G380.00-Services	Retirement	1968	1941	(1,731.00)
G380.00-Services	Retirement	1961	1944	(1,732.00)
G380.00-Services	Retirement	1961	1934	(1,941.00)
G380.00-Services	Retirement	2018	1927	(31.37)

SDG&E
2024 GRC - APP
Depreciation

GRC Depr Study Transactional Data

hist acct	tran code	activity year	vintage	amount
G380.00-Services	Retirement	1962	1935	(1,944.00)
G380.00-Services	Retirement	2000	1934	(31.55)
G380.00-Services	Retirement	1959	1943	(1,947.00)
G380.00-Services	Retirement	1966	1944	(1,948.00)
G380.00-Services	Retirement	2004	1936	(31.70)
G380.00-Services	Retirement	1976	1969	(1,949.00)
G380.00-Services	Retirement	1952	1939	(1,949.00)
G380.00-Services	Retirement	1968	1928	(1,949.00)
G380.00-Services	Retirement	1976	1971	(1,950.00)
G380.00-Services	Retirement	1952	1950	(1,952.00)
G380.00-Services	Retirement	1951	1937	(1,952.00)
G380.00-Services	Retirement	2007	1932	(48.34)
G380.00-Services	Retirement	2010	1992	(1,953.84)
G380.00-Services	Retirement	1960	1936	(1,954.00)
G380.00-Services	Retirement	1979	1928	(1,954.00)
G380.00-Services	Retirement	1964	1922	(1,954.00)
G380.00-Services	Retirement	2002	1925	(48.54)
G380.00-Services	Retirement	2012	1957	(1,955.59)
G380.00-Services	Retirement	1947	1942	(1,956.00)
G380.00-Services	Retirement	2000	1964	(1,956.75)
G380.00-Services	Retirement	2019	1984	(71,674.82)
G380.00-Services	Retirement	1981	1950	(2,192.00)
G380.00-Services	Retirement	1988	1935	(49.00)
G380.00-Services	Retirement	1995	1934	(49.00)
G380.00-Services	Retirement	1976	1938	(2,194.00)
G380.00-Services	Retirement	2004	1954	(2,194.46)
G380.00-Services	Retirement	2002	1962	(2,195.08)
G380.00-Services	Retirement	1992	1961	(2,201.00)
G380.00-Services	Retirement	1958	1930	(2,202.00)
G380.00-Services	Retirement	1988	1950	(2,206.00)
G380.00-Services	Retirement	1987	1939	(697.00)
G380.00-Services	Retirement	2019	1921	(49.52)
G380.00-Services	Retirement	2014	1938	(49.69)
G380.00-Services	Retirement	1977	1935	(698.00)
G380.00-Services	Retirement	2001	1933	(49.75)
G380.00-Services	Retirement	2007	1940	(700.54)
G380.00-Services	Retirement	2001	1946	(700.61)
G380.00-Services	Retirement	1996	1946	(701.00)
G380.00-Services	Retirement	2010	2001	(701.13)
G380.00-Services	Retirement	2012	1936	(69.66)
G380.00-Services	Retirement	2013	1942	(69.72)
G380.00-Services	Retirement	2000	1943	(69.84)

SDG&E
2024 GRC - APP
Depreciation

GRC Depr Study Transactional Data

hist acct	tran code	activity year	vintage	amount
G380.00-Services	Retirement	1955	1916	(237.00)
G380.00-Services	Retirement	2003	1946	(237.22)
G380.00-Services	Retirement	1995	1931	(239.00)
G380.00-Services	Retirement	1988	1931	(239.00)
G380.00-Services	Retirement	2005	1933	(284.75)
G380.00-Services	Retirement	1949	1935	(1,030.00)
G380.00-Services	Retirement	1996	1944	(286.00)
G380.00-Services	Retirement	2004	1944	(286.20)
G380.00-Services	Retirement	1990	1934	(94.00)
G380.00-Services	Retirement	1980	1932	(287.00)
G380.00-Services	Retirement	2012	1988	(32,898.21)
G380.00-Services	Retirement	2014	1940	(334.51)
G380.00-Services	Retirement	1991	1943	(335.00)
G380.00-Services	Retirement	1989	1934	(335.00)
G380.00-Services	Retirement	1990	1932	(336.00)
G380.00-Services	Retirement	1993	1932	(337.00)
G380.00-Services	Retirement	1986	1923	(337.00)
G380.00-Services	Retirement	1984	1923	(95.00)
G380.00-Services	Retirement	1975	1916	(95.00)
G380.00-Services	Retirement	1954	1918	(393.00)
G380.00-Services	Retirement	2015	1943	(119.10)
G380.00-Services	Retirement	2004	2001	(393.33)
G380.00-Services	Retirement	1985	1920	(120.00)
G380.00-Services	Retirement	2004	1945	(455.17)
G380.00-Services	Retirement	1992	1942	(456.00)
G380.00-Services	Retirement	2014	1936	(120.52)
G380.00-Services	Retirement	1999	1923	(120.53)
G380.00-Services	Retirement	2014	1939	(120.70)
G380.00-Services	Retirement	2006	1942	(526.85)
G380.00-Services	Retirement	1972	1930	(527.00)
G380.00-Services	Retirement	2017	1936	(150.13)
G380.00-Services	Retirement	2018	1950	(528.14)
G380.00-Services	Retirement	1957	1943	(967.00)
G380.00-Services	Retirement	2012	1940	(529.80)
G380.00-Services	Retirement	1998	1944	(530.00)
G380.00-Services	Retirement	1990	1936	(609.00)
G380.00-Services	Retirement	1989	1929	(609.00)
G380.00-Services	Retirement	1999	1937	(609.60)
G380.00-Services	Retirement	1960	1919	(612.00)
G380.00-Services	Retirement	2018	2017	(151.93)
G380.00-Services	Retirement	1981	1928	(152.00)
G380.00-Services	Retirement	1980	1944	(613.00)

SDG&E
2024 GRC - APP
Depreciation

GRC Depr Study Transactional Data

hist acct	tran code	activity year	vintage	amount
G380.00-Services	Retirement	1974	1918	(152.00)
G380.00-Services	Retirement	1996	1937	(614.00)
G380.00-Services	Retirement	1964	1920	(703.00)
G380.00-Services	Retirement	2012	1947	(703.95)
G380.00-Services	Retirement	1999	1938	(705.67)
G380.00-Services	Retirement	1968	1934	(1,009.00)
G380.00-Services	Retirement	1971	1935	(706.00)
G380.00-Services	Retirement	2012	1934	(3.26)
G380.00-Services	Retirement	2004	1926	(3.29)
G380.00-Services	Retirement	2019	1931	(239.28)
G380.00-Services	Retirement	2001	1936	(239.40)
G380.00-Services	Retirement	2020	1946	(239.81)
G380.00-Services	Retirement	1987	1936	(240.00)
G380.00-Services	Retirement	1977	1917	(240.00)
G380.00-Services	Retirement	2018	1924	(3.60)
G380.00-Services	Retirement	2000	1915	(3.66)
G380.00-Services	Retirement	2014	1925	(3.74)
G380.00-Services	Retirement	2005	1937	(241.97)
G380.00-Services	Retirement	1990	1939	(242.00)
G380.00-Services	Retirement	1971	1919	(4.00)
G380.00-Services	Retirement	1987	1942	(288.00)
G380.00-Services	Retirement	1961	1916	(288.00)
G380.00-Services	Retirement	1952	1916	(289.00)
G380.00-Services	Retirement	2009	1942	(289.47)
G380.00-Services	Retirement	1990	1938	(290.00)
G380.00-Services	Retirement	1996	1939	(339.00)
G380.00-Services	Retirement	1990	1929	(339.00)
G380.00-Services	Retirement	1968	1918	(17.00)
G380.00-Services	Retirement	2010	1940	(339.24)
G380.00-Services	Retirement	1986	1932	(340.00)
G380.00-Services	Retirement	1998	1930	(340.00)
G380.00-Services	Retirement	1985	1943	(397.00)
G380.00-Services	Retirement	1997	1920	(32.00)
G380.00-Services	Retirement	1989	1920	(32.00)
G380.00-Services	Retirement	1972	1919	(32.00)
G380.00-Services	Retirement	1993	1918	(32.00)
G380.00-Services	Retirement	1984	1935	(460.00)
G380.00-Services	Retirement	1987	1933	(460.00)
G380.00-Services	Retirement	1955	1919	(460.00)
G380.00-Services	Retirement	2011	2010	(461.23)
G380.00-Services	Retirement	2018	1948	(461.33)
G380.00-Services	Retirement	1997	1944	(462.00)

SDG&E
2024 GRC - APP
Depreciation

GRC Depr Study Transactional Data

hist acct	tran code	activity year	vintage	amount
G380.00-Services	Retirement	1997	1954	(19,621.00)
G380.00-Services	Retirement	2007	1925	(32.40)
G380.00-Services	Retirement	1988	1938	(533.00)
G380.00-Services	Retirement	1950	1919	(533.00)
G380.00-Services	Retirement	2017	1937	(533.29)
G380.00-Services	Retirement	2017	1999	(533.83)
G380.00-Services	Retirement	1976	1933	(534.00)
G380.00-Services	Retirement	1947	1918	(534.00)
G380.00-Services	Retirement	1988	1934	(50.00)
G380.00-Services	Retirement	1986	1924	(535.00)
G380.00-Services	Retirement	2009	1931	(614.14)
G380.00-Services	Retirement	1990	1940	(615.00)
G380.00-Services	Retirement	1982	1929	(615.00)
G380.00-Services	Retirement	2007	1939	(615.58)
G380.00-Services	Retirement	2019	1938	(616.98)
G380.00-Services	Retirement	2004	1988	(19,733.63)
G380.00-Services	Retirement	2019	1992	(19,736.44)
G380.00-Services	Retirement	2017	1983	(19,739.61)
G380.00-Services	Retirement	2003	1925	(50.60)
G380.00-Services	Retirement	2003	1922	(50.69)
G380.00-Services	Retirement	2015	1962	(709.27)
G380.00-Services	Retirement	1962	1920	(710.00)
G380.00-Services	Retirement	1990	1925	(51.00)
G380.00-Services	Retirement	1973	1934	(711.00)
G380.00-Services	Retirement	2006	1944	(711.45)
G380.00-Services	Retirement	2017	1930	(70.65)
G380.00-Services	Retirement	2009	1928	(70.74)
G380.00-Services	Retirement	1982	1943	(713.00)
G380.00-Services	Retirement	1994	1933	(244.00)
G380.00-Services	Retirement	1992	1929	(244.00)
G380.00-Services	Retirement	1986	1953	(23,389.00)
G380.00-Services	Retirement	2016	1932	(71.26)
G380.00-Services	Retirement	2017	1976	(290.05)
G380.00-Services	Retirement	1997	1938	(291.00)
G380.00-Services	Retirement	2002	1930	(291.16)
G380.00-Services	Retirement	1987	1929	(292.00)
G380.00-Services	Retirement	2000	1939	(292.49)
G380.00-Services	Retirement	1982	1920	(293.00)
G380.00-Services	Retirement	2012	1929	(1,009.05)
G380.00-Services	Retirement	2013	1925	(95.11)
G380.00-Services	Retirement	1977	1922	(341.00)
G380.00-Services	Retirement	1986	1933	(342.00)

SDG&E
2024 GRC - APP
Depreciation

GRC Depr Study Transactional Data

hist acct	tran code	activity year	vintage	amount
G380.00-Services	Retirement	1982	1921	(96.00)
G380.00-Services	Retirement	2013	1941	(343.07)
G380.00-Services	Retirement	2006	1985	(23,507.50)
G380.00-Services	Retirement	1978	1917	(344.00)
G380.00-Services	Retirement	1961	1918	(400.00)
G380.00-Services	Retirement	1989	1935	(401.00)
G380.00-Services	Retirement	1991	1930	(205.00)
G380.00-Services	Retirement	1984	1928	(402.00)
G380.00-Services	Retirement	2012	1942	(121.10)
G380.00-Services	Retirement	2004	1939	(121.85)
G380.00-Services	Retirement	2001	1931	(121.91)
G380.00-Services	Retirement	1996	1932	(122.00)
G380.00-Services	Retirement	2019	1942	(464.36)
G380.00-Services	Retirement	1995	1939	(465.00)
G380.00-Services	Retirement	1978	1938	(465.00)
G380.00-Services	Retirement	2019	1940	(465.25)
G380.00-Services	Retirement	2001	1939	(465.76)
G380.00-Services	Retirement	2007	2004	(27,777.32)
G380.00-Services	Retirement	1989	1927	(467.00)
G380.00-Services	Retirement	1973	1920	(467.00)
G380.00-Services	Retirement	2008	1934	(122.16)
G380.00-Services	Retirement	2000	1931	(122.41)
G380.00-Services	Retirement	1991	1940	(536.00)
G380.00-Services	Retirement	2013	1935	(152.55)
G380.00-Services	Retirement	1988	1944	(538.00)
G380.00-Services	Retirement	1962	1919	(153.00)
G380.00-Services	Retirement	1949	1934	(539.00)
G380.00-Services	Retirement	2003	1941	(619.90)
G380.00-Services	Retirement	1979	1937	(620.00)
G380.00-Services	Retirement	2016	2001	(620.24)
G380.00-Services	Retirement	1972	1937	(621.00)
G380.00-Services	Retirement	1948	1933	(621.00)
G380.00-Services	Retirement	1991	1942	(623.00)
G380.00-Services	Retirement	2018	1937	(154.70)
G380.00-Services	Retirement	1969	1943	(714.00)
G380.00-Services	Retirement	1990	1935	(155.00)
G380.00-Services	Retirement	1958	1919	(155.00)
G380.00-Services	Retirement	1970	1935	(717.00)
G380.00-Services	Retirement	1977	1942	(718.00)
G380.00-Services	Retirement	1997	1941	(718.00)
G380.00-Services	Retirement	1986	1931	(718.00)
G380.00-Services	Retirement	2013	1947	(244.19)

SDG&E
2024 GRC - APP
Depreciation

GRC Depr Study Transactional Data

hist acct	tran code	activity year	vintage	amount
G380.00-Services	Retirement	2017	1944	(244.59)
G380.00-Services	Retirement	1985	1934	(245.00)
G380.00-Services	Retirement	2014	1928	(4.37)
G380.00-Services	Retirement	2017	1961	(4.59)
G380.00-Services	Retirement	2003	1931	(245.34)
G380.00-Services	Retirement	1994	1938	(246.00)
G380.00-Services	Retirement	1989	1918	(5.00)
G380.00-Services	Retirement	2014	1943	(293.19)
G380.00-Services	Retirement	1981	1932	(294.00)
G380.00-Services	Retirement	1996	1994	(33,474.00)
G380.00-Services	Retirement	2016	1921	(17.06)
G380.00-Services	Retirement	2014	1917	(17.27)
G380.00-Services	Retirement	2007	1922	(17.44)
G380.00-Services	Retirement	1970	1921	(296.00)
G380.00-Services	Retirement	2000	1930	(17.68)
G380.00-Services	Retirement	2014	1933	(17.76)
G380.00-Services	Retirement	1985	1942	(345.00)
G380.00-Services	Retirement	1992	1930	(345.00)
G380.00-Services	Retirement	1948	1916	(346.00)
G380.00-Services	Retirement	2017	1969	(18.00)
G380.00-Services	Retirement	1996	1933	(18.00)
G380.00-Services	Retirement	1998	1921	(18.00)
G380.00-Services	Retirement	1986	1920	(18.00)
G380.00-Services	Retirement	1971	1916	(18.00)
G380.00-Services	Retirement	1989	1930	(403.00)
G380.00-Services	Retirement	1995	1932	(33.00)
G380.00-Services	Retirement	1988	1923	(33.00)
G380.00-Services	Retirement	1981	1920	(33.00)
G380.00-Services	Retirement	1990	1937	(405.00)
G380.00-Services	Retirement	2018	1946	(467.49)
G380.00-Services	Retirement	2003	1986	(40,726.39)
G380.00-Services	Retirement	2010	1929	(468.81)
G380.00-Services	Retirement	1980	1923	(470.00)
G380.00-Services	Retirement	1987	1938	(471.00)
G380.00-Services	Retirement	1981	1944	(540.00)
G380.00-Services	Retirement	1971	1922	(540.00)
G380.00-Services	Retirement	1981	1916	(34.00)
G380.00-Services	Retirement	1980	1916	(34.00)
G380.00-Services	Retirement	1991	1945	(541.00)
G380.00-Services	Retirement	1983	1936	(541.00)
G380.00-Services	Retirement	1963	1919	(541.00)
G380.00-Services	Retirement	1963	1916	(51.00)

SDG&E
2024 GRC - APP
Depreciation

GRC Depr Study Transactional Data

hist acct	tran code	activity year	vintage	amount
G380.00-Services	Retirement	1997	1958	(2,307.00)
G380.00-Services	Retirement	1998	1941	(543.00)
G380.00-Services	Retirement	1980	1935	(543.00)
G380.00-Services	Retirement	1980	1927	(543.00)
G380.00-Services	Retirement	1989	1986	(40,971.00)
G380.00-Services	Retirement	1976	1945	(625.00)
G380.00-Services	Retirement	1962	1917	(627.00)
G380.00-Services	Retirement	1986	1927	(628.00)
G380.00-Services	Retirement	2009	1943	(51.60)
G380.00-Services	Retirement	2000	1923	(51.70)
G380.00-Services	Retirement	2012	1949	(718.71)
G380.00-Services	Retirement	2017	1962	(719.20)
G380.00-Services	Retirement	1986	1921	(52.00)
G380.00-Services	Retirement	1972	1932	(721.00)
G380.00-Services	Retirement	1998	1938	(722.00)
G380.00-Services	Retirement	1947	1933	(722.00)
G380.00-Services	Retirement	1975	1920	(722.00)
G380.00-Services	Retirement	2007	1938	(722.80)
G380.00-Services	Retirement	1998	1946	(724.00)
G380.00-Services	Retirement	1983	1942	(724.00)
G380.00-Services	Retirement	2001	1947	(724.73)
G380.00-Services	Retirement	1982	1926	(725.00)
G380.00-Services	Retirement	2000	1935	(72.06)
G380.00-Services	Retirement	2016	1934	(72.30)
G380.00-Services	Retirement	1999	1933	(247.40)
G380.00-Services	Retirement	1994	1942	(248.00)
G380.00-Services	Retirement	2017	1933	(72.81)
G380.00-Services	Retirement	1998	1943	(249.00)
G380.00-Services	Retirement	1951	1918	(249.00)
G380.00-Services	Retirement	1996	1931	(73.00)
G380.00-Services	Retirement	1991	1928	(73.00)
G380.00-Services	Retirement	2019	2017	(249.03)
G380.00-Services	Retirement	1999	1942	(249.31)
G380.00-Services	Retirement	2017	1971	(52,197.12)
G380.00-Services	Retirement	1999	1936	(296.94)
G380.00-Services	Retirement	1978	1916	(97.00)
G380.00-Services	Retirement	1997	1942	(350.00)
G380.00-Services	Retirement	1997	1940	(350.00)
G380.00-Services	Retirement	2018	1942	(97.04)
G380.00-Services	Retirement	2011	1962	(97.45)
G380.00-Services	Retirement	2016	1946	(350.57)
G380.00-Services	Retirement	2011	1931	(97.83)

SDG&E
2024 GRC - APP
Depreciation

GRC Depr Study Transactional Data

hist acct	tran code	activity year	vintage	amount
G380.00-Services	Retirement	2006	1934	(97.89)
G380.00-Services	Retirement	2016	1945	(97.99)
G380.00-Services	Retirement	1971	1934	(407.00)
G380.00-Services	Retirement	2017	1956	(407.93)
G380.00-Services	Retirement	2017	1939	(408.61)
G380.00-Services	Retirement	2010	1946	(409.49)
G380.00-Services	Retirement	2010	1931	(409.77)
G380.00-Services	Retirement	1967	1943	(410.00)
G380.00-Services	Retirement	1981	1931	(410.00)
G380.00-Services	Retirement	1980	1933	(124.00)
G380.00-Services	Retirement	2002	1945	(472.25)
G380.00-Services	Retirement	2015	1946	(472.44)
G380.00-Services	Retirement	2009	1940	(473.42)
G380.00-Services	Retirement	2020	1937	(124.97)
G380.00-Services	Retirement	1995	1927	(125.00)
G380.00-Services	Retirement	1983	1940	(545.00)
G380.00-Services	Retirement	2003	1981	(19,956.62)
G380.00-Services	Retirement	2016	1937	(546.07)
G380.00-Services	Retirement	1989	1953	(13,612.00)
G380.00-Services	Retirement	1971	1942	(971.00)
G380.00-Services	Retirement	1983	1945	(547.00)
G380.00-Services	Retirement	2000	1992	(13,629.20)
G380.00-Services	Retirement	2017	2002	(630.87)
G380.00-Services	Retirement	2005	1974	(13,652.50)
G380.00-Services	Retirement	2019	1927	(186.98)
G380.00-Services	Retirement	2008	1993	(13,652.89)
G380.00-Services	Retirement	2008	1990	(13,654.28)
G380.00-Services	Retirement	1989	1943	(632.00)
G380.00-Services	Retirement	1953	1942	(634.00)
G380.00-Services	Retirement	2002	1938	(635.64)
G380.00-Services	Retirement	2006	1989	(13,698.51)
G380.00-Services	Retirement	2007	1942	(725.67)
G380.00-Services	Retirement	2004	1999	(726.55)
G380.00-Services	Retirement	1984	1944	(727.00)
G380.00-Services	Retirement	1972	1934	(727.00)
G380.00-Services	Retirement	1982	1981	(23,594.00)
G380.00-Services	Retirement	2008	2003	(23,598.07)
G380.00-Services	Retirement	2008	2007	(16,213.11)
G380.00-Services	Retirement	1986	1975	(16,216.00)
G380.00-Services	Retirement	1982	1935	(251.00)
G380.00-Services	Retirement	2019	1973	(103,370.03)
G380.00-Services	Retirement	1995	1943	(252.00)

SDG&E
2024 GRC - APP
Depreciation

GRC Depr Study Transactional Data

hist acct	tran code	activity year	vintage	amount
G380.00-Services	Retirement	2007	2003	(23,648.44)
G380.00-Services	Retirement	1987	1984	(23,657.00)
G380.00-Services	Retirement	2009	1938	(298.68)
G380.00-Services	Retirement	1970	1933	(299.00)
G380.00-Services	Retirement	1982	1932	(299.00)
G380.00-Services	Retirement	1982	1928	(299.00)
G380.00-Services	Retirement	1962	1916	(299.00)
G380.00-Services	Retirement	1985	1938	(1,041.00)
G380.00-Services	Retirement	1993	1938	(351.00)
G380.00-Services	Retirement	1972	1971	(7,558.00)
G380.00-Services	Retirement	1992	1931	(352.00)
G380.00-Services	Retirement	1985	1927	(352.00)
G380.00-Services	Retirement	2015	1969	(7,572.50)
G380.00-Services	Retirement	1991	1935	(353.00)
G380.00-Services	Retirement	1982	1934	(353.00)
G380.00-Services	Retirement	1999	1935	(353.02)
G380.00-Services	Retirement	1989	1967	(7,585.00)
G380.00-Services	Retirement	1980	1977	(7,587.00)
G380.00-Services	Retirement	1961	1917	(354.00)
G380.00-Services	Retirement	2009	1966	(7,588.76)
G380.00-Services	Retirement	1990	1980	(8,656.00)
G380.00-Services	Retirement	2012	1973	(8,668.46)
G380.00-Services	Retirement	2006	2002	(8,669.66)
G380.00-Services	Retirement	1993	1993	(8,683.00)
G380.00-Services	Retirement	2015	1974	(8,689.45)
G380.00-Services	Retirement	2017	1981	(8,699.55)
G380.00-Services	Retirement	1977	1934	(477.00)
G380.00-Services	Retirement	2013	1990	(8,702.88)
G380.00-Services	Retirement	1997	1937	(478.00)
G380.00-Services	Retirement	1995	1930	(478.00)
G380.00-Services	Retirement	1995	1937	(479.00)
G380.00-Services	Retirement	1997	1989	(8,713.00)
G380.00-Services	Retirement	1997	1979	(8,714.00)
G380.00-Services	Retirement	2001	1981	(8,714.53)
G380.00-Services	Retirement	1987	1940	(550.00)
G380.00-Services	Retirement	1989	1972	(10,037.00)
G380.00-Services	Retirement	1984	1936	(551.00)
G380.00-Services	Retirement	1979	1922	(552.00)
G380.00-Services	Retirement	2014	1961	(1,041.11)
G380.00-Services	Retirement	1987	1927	(554.00)
G380.00-Services	Retirement	1982	1923	(554.00)
G380.00-Services	Retirement	1985	1932	(636.00)

SDG&E
2024 GRC - APP
Depreciation

GRC Depr Study Transactional Data

hist acct	tran code	activity year	vintage	amount
G380.00-Services	Retirement	1966	1920	(636.00)
G380.00-Services	Retirement	1978	1937	(638.00)
G380.00-Services	Retirement	1953	1926	(10,098.00)
G380.00-Services	Retirement	2018	1947	(640.31)
G380.00-Services	Retirement	2017	1973	(187.06)
G380.00-Services	Retirement	2017	1950	(732.04)
G380.00-Services	Retirement	2009	1997	(11,652.51)
G380.00-Services	Retirement	2003	1990	(11,660.27)
G380.00-Services	Retirement	2011	1956	(733.77)
G380.00-Services	Retirement	2020	1944	(187.69)
G380.00-Services	Retirement	1982	1944	(734.00)
G380.00-Services	Retirement	1986	1981	(11,672.00)
G380.00-Services	Retirement	1997	1982	(11,676.00)
G380.00-Services	Retirement	1986	1942	(735.00)
G380.00-Services	Retirement	1979	1938	(735.00)
G380.00-Services	Retirement	1983	1980	(11,708.00)
G380.00-Services	Retirement	2018	1945	(253.35)
G380.00-Services	Retirement	2014	2003	(11,712.08)
G380.00-Services	Retirement	1950	1917	(254.00)
G380.00-Services	Retirement	2013	1937	(255.16)
G380.00-Services	Retirement	2015	1939	(255.90)
G380.00-Services	Retirement	1998	1935	(256.00)
G380.00-Services	Retirement	1969	1933	(256.00)
G380.00-Services	Retirement	1972	1920	(256.00)
G380.00-Services	Retirement	1989	1942	(972.00)
G380.00-Services	Retirement	1986	1983	(34,033.00)
G380.00-Services	Retirement	1998	1975	(13,751.00)
G380.00-Services	Retirement	1996	1942	(305.00)
G380.00-Services	Retirement	1977	1919	(355.00)
G380.00-Services	Retirement	2005	1931	(356.16)
G380.00-Services	Retirement	2019	1980	(41,282.75)
G380.00-Services	Retirement	2011	1929	(356.87)
G380.00-Services	Retirement	1998	1981	(13,820.00)
G380.00-Services	Retirement	1981	1973	(13,826.00)
G380.00-Services	Retirement	1999	1929	(414.11)
G380.00-Services	Retirement	1985	1921	(415.00)
G380.00-Services	Retirement	1953	1918	(415.00)
G380.00-Services	Retirement	1947	1916	(415.00)
G380.00-Services	Retirement	1977	1918	(416.00)
G380.00-Services	Retirement	2013	1993	(16,360.92)
G380.00-Services	Retirement	1995	1945	(417.00)
G380.00-Services	Retirement	1987	1937	(480.00)

SDG&E
2024 GRC - APP
Depreciation

GRC Depr Study Transactional Data

hist acct	tran code	activity year	vintage	amount
G380.00-Services	Retirement	1981	1925	(480.00)
G380.00-Services	Retirement	2020	1990	(16,409.72)
G380.00-Services	Retirement	1994	1983	(16,412.00)
G380.00-Services	Retirement	2017	1978	(41,567.28)
G380.00-Services	Retirement	1992	1987	(16,429.00)
G380.00-Services	Retirement	2020	1972	(16,429.58)
G380.00-Services	Retirement	2013	1949	(555.03)
G380.00-Services	Retirement	1978	1920	(556.00)
G380.00-Services	Retirement	1991	1976	(7,606.00)
G380.00-Services	Retirement	1989	1931	(557.00)
G380.00-Services	Retirement	1969	1920	(557.00)
G380.00-Services	Retirement	1993	1968	(7,611.00)
G380.00-Services	Retirement	2016	1981	(7,611.97)
G380.00-Services	Retirement	1983	1927	(558.00)
G380.00-Services	Retirement	1991	1972	(7,612.00)
G380.00-Services	Retirement	1974	1948	(7,612.00)
G380.00-Services	Retirement	1985	1965	(7,613.00)
G380.00-Services	Retirement	2020	1977	(52,933.58)
G380.00-Services	Retirement	2000	1995	(7,631.31)
G380.00-Services	Retirement	1979	1932	(644.00)
G380.00-Services	Retirement	1997	1984	(7,636.00)
G380.00-Services	Retirement	1987	1944	(645.00)
G380.00-Services	Retirement	2001	1990	(7,645.35)
G380.00-Services	Retirement	1996	1973	(7,646.00)
G380.00-Services	Retirement	2015	1947	(646.93)
G380.00-Services	Retirement	2005	1983	(8,730.03)
G380.00-Services	Retirement	2014	1994	(8,731.01)
G380.00-Services	Retirement	2007	1981	(8,734.07)
G380.00-Services	Retirement	2012	1995	(8,742.41)
G380.00-Services	Retirement	2011	1945	(742.39)
G380.00-Services	Retirement	2001	1989	(8,745.05)
G380.00-Services	Retirement	2020	1948	(742.73)
G380.00-Services	Retirement	2017	2015	(8,746.76)
G380.00-Services	Retirement	2014	1992	(8,748.58)
G380.00-Services	Retirement	2005	2003	(8,751.46)
G380.00-Services	Retirement	2014	1952	(744.12)
G380.00-Services	Retirement	2014	1965	(744.41)
G380.00-Services	Retirement	1992	1943	(257.00)
G380.00-Services	Retirement	1983	1935	(257.00)
G380.00-Services	Retirement	1992	1933	(257.00)
G380.00-Services	Retirement	1959	1919	(257.00)
G380.00-Services	Retirement	1992	1977	(8,772.00)

SDG&E
2024 GRC - APP
Depreciation

GRC Depr Study Transactional Data

hist acct	tran code	activity year	vintage	amount
G380.00-Services	Retirement	2016	1940	(257.15)
G380.00-Services	Retirement	1993	1935	(258.00)
G380.00-Services	Retirement	1972	1933	(258.00)
G380.00-Services	Retirement	1987	1930	(258.00)
G380.00-Services	Retirement	1983	1923	(258.00)
G380.00-Services	Retirement	1999	1934	(258.36)
G380.00-Services	Retirement	2013	2011	(1,600.40)
G380.00-Services	Retirement	1996	1935	(259.00)
G380.00-Services	Retirement	1991	1938	(305.00)
G380.00-Services	Retirement	1991	1936	(305.00)
G380.00-Services	Retirement	1982	1925	(305.00)
G380.00-Services	Retirement	1995	1929	(306.00)
G380.00-Services	Retirement	2019	1969	(20,027.74)
G380.00-Services	Retirement	2004	1969	(10,155.43)
G380.00-Services	Retirement	2000	1938	(307.55)
G380.00-Services	Retirement	1996	1996	(10,182.00)
G380.00-Services	Retirement	2017	1989	(10,184.82)
G380.00-Services	Retirement	2011	2001	(358.62)
G380.00-Services	Retirement	1965	1961	(10,198.00)
G380.00-Services	Retirement	2016	1974	(10,204.27)
G380.00-Services	Retirement	1998	1933	(361.00)
G380.00-Services	Retirement	1983	1933	(418.00)
G380.00-Services	Retirement	1999	1976	(11,797.14)
G380.00-Services	Retirement	2002	1944	(420.53)
G380.00-Services	Retirement	1985	1966	(11,805.00)
G380.00-Services	Retirement	1986	1979	(11,817.00)
G380.00-Services	Retirement	2015	1989	(11,824.71)
G380.00-Services	Retirement	2015	1996	(11,841.54)
G380.00-Services	Retirement	2005	1945	(485.28)
G380.00-Services	Retirement	2018	1997	(11,852.21)
G380.00-Services	Retirement	2006	1984	(20,205.17)
G380.00-Services	Retirement	1988	1940	(487.00)
G380.00-Services	Retirement	1971	1920	(487.00)
G380.00-Services	Retirement	1951	1935	(1,423.00)
G380.00-Services	Retirement	2014	1946	(487.89)
G380.00-Services	Retirement	2004	1940	(559.92)
G380.00-Services	Retirement	1988	1984	(13,870.00)
G380.00-Services	Retirement	2013	1951	(1,421.53)
G380.00-Services	Retirement	2008	1940	(562.07)
G380.00-Services	Retirement	1976	1974	(13,898.00)
G380.00-Services	Retirement	2004	1930	(205.19)
G380.00-Services	Retirement	2011	1947	(1,419.75)

SDG&E
2024 GRC - APP
Depreciation

GRC Depr Study Transactional Data

hist acct	tran code	activity year	vintage	amount
G380.00-Services	Retirement	1989	1974	(13,924.00)
G380.00-Services	Retirement	1991	1984	(13,966.00)
G380.00-Services	Retirement	1992	1984	(13,969.00)
G380.00-Services	Retirement	1982	1940	(650.00)
G380.00-Services	Retirement	2006	1987	(23,877.00)
G380.00-Services	Retirement	2007	1991	(23,884.22)
G380.00-Services	Retirement	1949	1949	(652.00)
G380.00-Services	Retirement	1970	1930	(745.00)
G380.00-Services	Retirement	2015	1941	(746.40)
G380.00-Services	Retirement	2008	1971	(23,940.61)
G380.00-Services	Retirement	1996	1995	(16,516.00)
G380.00-Services	Retirement	1970	1942	(748.00)
G380.00-Services	Retirement	1985	1931	(748.00)
G380.00-Services	Retirement	1992	1988	(16,539.00)
G380.00-Services	Retirement	1987	1965	(16,540.00)
G380.00-Services	Retirement	1985	1980	(16,555.00)
G380.00-Services	Retirement	1982	1927	(750.00)
G380.00-Services	Retirement	2018	1983	(16,587.84)
G380.00-Services	Retirement	1992	1981	(16,593.00)
G380.00-Services	Retirement	2015	2014	(260.04)
G380.00-Services	Retirement	2012	1944	(260.69)
G380.00-Services	Retirement	1983	1943	(206.00)
G380.00-Services	Retirement	1981	1927	(261.00)
G380.00-Services	Retirement	1956	1918	(261.00)
G380.00-Services	Retirement	1948	1917	(261.00)
G380.00-Services	Retirement	1994	1986	(7,655.00)
G380.00-Services	Retirement	2019	2018	(28,368.33)
G380.00-Services	Retirement	2020	1941	(308.19)
G380.00-Services	Retirement	1981	1922	(206.00)
G380.00-Services	Retirement	1987	1960	(7,659.00)
G380.00-Services	Retirement	1981	1930	(309.00)
G380.00-Services	Retirement	1970	1920	(309.00)
G380.00-Services	Retirement	1992	1936	(310.00)
G380.00-Services	Retirement	1977	1916	(206.00)
G380.00-Services	Retirement	1951	1942	(974.00)
G380.00-Services	Retirement	2012	1989	(7,685.68)
G380.00-Services	Retirement	1973	1972	(7,689.00)
G380.00-Services	Retirement	2013	1971	(7,693.84)
G380.00-Services	Retirement	2019	1997	(7,700.39)
G380.00-Services	Retirement	1959	1918	(363.00)
G380.00-Services	Retirement	1993	1977	(7,706.00)
G380.00-Services	Retirement	1988	1967	(7,712.00)

SDG&E
2024 GRC - APP
Depreciation

GRC Depr Study Transactional Data

hist acct	tran code	activity year	vintage	amount
G380.00-Services	Retirement	1994	1976	(8,806.00)
G380.00-Services	Retirement	1981	1938	(1,414.00)
G380.00-Services	Retirement	2016	1986	(8,829.93)
G380.00-Services	Retirement	2007	1937	(423.39)
G380.00-Services	Retirement	2010	1945	(423.72)
G380.00-Services	Retirement	2004	1938	(424.68)
G380.00-Services	Retirement	2017	1995	(8,847.50)
G380.00-Services	Retirement	1976	1935	(425.00)
G380.00-Services	Retirement	1982	1931	(425.00)
G380.00-Services	Retirement	1992	1937	(489.00)
G380.00-Services	Retirement	1989	1928	(489.00)
G380.00-Services	Retirement	2020	1969	(8,860.81)
G380.00-Services	Retirement	2019	1976	(34,135.74)
G380.00-Services	Retirement	2013	1992	(8,864.53)
G380.00-Services	Retirement	1981	1935	(491.00)
G380.00-Services	Retirement	1984	1975	(8,866.00)
G380.00-Services	Retirement	1965	1919	(493.00)
G380.00-Services	Retirement	1992	1989	(8,874.00)
G380.00-Services	Retirement	1952	1943	(566.00)
G380.00-Services	Retirement	1986	1955	(10,251.00)
G380.00-Services	Retirement	1982	1980	(10,255.00)
G380.00-Services	Retirement	2008	1945	(567.62)
G380.00-Services	Retirement	2008	1944	(568.21)
G380.00-Services	Retirement	1987	1973	(10,266.00)
G380.00-Services	Retirement	1994	1941	(569.00)
G380.00-Services	Retirement	1992	1979	(10,299.00)
G380.00-Services	Retirement	2015	1956	(654.74)
G380.00-Services	Retirement	1969	1935	(655.00)
G380.00-Services	Retirement	1986	1977	(10,305.00)
G380.00-Services	Retirement	2008	1941	(655.01)
G380.00-Services	Retirement	2001	1994	(10,327.95)
G380.00-Services	Retirement	2002	1929	(188.77)
G380.00-Services	Retirement	1990	1983	(11,913.00)
G380.00-Services	Retirement	1979	1942	(751.00)
G380.00-Services	Retirement	2019	1941	(974.56)
G380.00-Services	Retirement	1998	1926	(146.00)
G380.00-Services	Retirement	1964	1918	(755.00)
G380.00-Services	Retirement	1975	1919	(262.00)
G380.00-Services	Retirement	1959	1917	(262.00)
G380.00-Services	Retirement	2004	1933	(262.17)
G380.00-Services	Retirement	2014	1945	(262.18)
G380.00-Services	Retirement	1982	1930	(263.00)

SDG&E
2024 GRC - APP
Depreciation

GRC Depr Study Transactional Data

hist acct	tran code	activity year	vintage	amount
G380.00-Services	Retirement	2006	1973	(12,006.45)
G380.00-Services	Retirement	1973	1935	(1,257.00)
G380.00-Services	Retirement	1992	1986	(14,009.00)
G380.00-Services	Retirement	2000	1999	(14,013.65)
G380.00-Services	Retirement	1992	1935	(189.00)
G380.00-Services	Retirement	1995	1942	(312.00)
G380.00-Services	Retirement	1992	1934	(312.00)
G380.00-Services	Retirement	1953	1917	(312.00)
G380.00-Services	Retirement	2003	1942	(312.36)
G380.00-Services	Retirement	1996	1992	(14,073.00)
G380.00-Services	Retirement	2011	1984	(14,101.36)
G380.00-Services	Retirement	1998	1929	(314.00)
G380.00-Services	Retirement	1993	1991	(14,123.00)
G380.00-Services	Retirement	2020	1982	(42,117.86)
G380.00-Services	Retirement	2016	2012	(14,158.35)
G380.00-Services	Retirement	2016	1992	(14,160.27)
G380.00-Services	Retirement	2002	1932	(366.79)
G380.00-Services	Retirement	1989	1978	(14,179.00)
G380.00-Services	Retirement	1993	1978	(14,182.00)
G380.00-Services	Retirement	1985	1933	(368.00)
G380.00-Services	Retirement	2019	1946	(936.61)
G380.00-Services	Retirement	2011	1997	(427.45)
G380.00-Services	Retirement	2005	1938	(427.58)
G380.00-Services	Retirement	1989	1980	(16,722.00)
G380.00-Services	Retirement	1986	1982	(16,729.00)
G380.00-Services	Retirement	2001	1941	(429.79)
G380.00-Services	Retirement	1999	1997	(16,763.43)
G380.00-Services	Retirement	1993	1934	(494.00)
G380.00-Services	Retirement	2012	1939	(494.92)
G380.00-Services	Retirement	1991	1937	(495.00)
G380.00-Services	Retirement	2018	1979	(16,824.00)
G380.00-Services	Retirement	2017	2010	(496.90)
G380.00-Services	Retirement	1981	1943	(497.00)
G380.00-Services	Retirement	2002	1979	(7,734.04)
G380.00-Services	Retirement	1968	1920	(572.00)
G380.00-Services	Retirement	1952	1919	(572.00)
G380.00-Services	Retirement	1999	1973	(7,742.13)
G380.00-Services	Retirement	2015	1981	(7,742.75)
G380.00-Services	Retirement	1954	1928	(7,743.00)
G380.00-Services	Retirement	1996	1989	(7,751.00)
G380.00-Services	Retirement	1967	1959	(7,752.00)
G380.00-Services	Retirement	1988	1939	(575.00)

SDG&E
2024 GRC - APP
Depreciation

GRC Depr Study Transactional Data

hist acct	tran code	activity year	vintage	amount
G380.00-Services	Retirement	1970	1934	(575.00)
G380.00-Services	Retirement	2012	1941	(575.18)
G380.00-Services	Retirement	2017	1984	(575.88)
G380.00-Services	Retirement	1995	1928	(576.00)
G380.00-Services	Retirement	1954	1926	(7,767.00)
G380.00-Services	Retirement	1984	1930	(577.00)
G380.00-Services	Retirement	1956	1919	(577.00)
G380.00-Services	Retirement	1947	1919	(661.00)
G380.00-Services	Retirement	1995	1982	(7,777.00)
G380.00-Services	Retirement	2006	1945	(662.05)
G380.00-Services	Retirement	1969	1966	(7,779.00)
G380.00-Services	Retirement	1994	1940	(663.00)
G380.00-Services	Retirement	1972	1929	(663.00)
G380.00-Services	Retirement	1978	1948	(2,383.00)
G380.00-Services	Retirement	2017	1981	(663.55)
G380.00-Services	Retirement	1995	1941	(664.00)
G380.00-Services	Retirement	2012	2006	(664.77)
G380.00-Services	Retirement	1980	1968	(8,878.00)
G380.00-Services	Retirement	1970	1922	(666.00)
G380.00-Services	Retirement	1987	1964	(8,890.00)
G380.00-Services	Retirement	2017	2005	(758.18)
G380.00-Services	Retirement	1989	1982	(20,235.00)
G380.00-Services	Retirement	2000	1945	(759.29)
G380.00-Services	Retirement	2005	1928	(759.44)
G380.00-Services	Retirement	2001	1928	(1,107.23)
G380.00-Services	Retirement	2009	1952	(975.51)
G380.00-Services	Retirement	1995	1938	(265.00)
G380.00-Services	Retirement	1974	1926	(8,929.00)
G380.00-Services	Retirement	2003	1975	(8,929.37)
G380.00-Services	Retirement	1958	1916	(266.00)
G380.00-Services	Retirement	1988	1945	(267.00)
G380.00-Services	Retirement	2009	1936	(267.59)
G380.00-Services	Retirement	2011	1951	(975.74)
G380.00-Services	Retirement	1955	1949	(10,346.00)
G380.00-Services	Retirement	2011	1940	(314.91)
G380.00-Services	Retirement	2016	2011	(2,491.81)
G380.00-Services	Retirement	2003	1940	(315.94)
G380.00-Services	Retirement	1953	1916	(317.00)
G380.00-Services	Retirement	2014	1974	(10,383.70)
G380.00-Services	Retirement	2002	1931	(317.50)
G380.00-Services	Retirement	1989	1985	(20,360.00)
G380.00-Services	Retirement	2013	1945	(368.10)

SDG&E
2024 GRC - APP
Depreciation

GRC Depr Study Transactional Data

hist acct	tran code	activity year	vintage	amount
G380.00-Services	Retirement	1997	1974	(10,394.00)
G380.00-Services	Retirement	1985	1935	(369.00)
G380.00-Services	Retirement	1970	1969	(10,399.00)
G380.00-Services	Retirement	1968	1942	(1,035.00)
G380.00-Services	Retirement	1987	1931	(370.00)
G380.00-Services	Retirement	1969	1934	(372.00)
G380.00-Services	Retirement	2004	1993	(24,076.91)
G380.00-Services	Retirement	1978	1932	(430.00)
G380.00-Services	Retirement	1983	1928	(430.00)
G380.00-Services	Retirement	1949	1918	(431.00)
G380.00-Services	Retirement	2000	1940	(431.93)
G380.00-Services	Retirement	1968	1921	(432.00)
G380.00-Services	Retirement	1994	1981	(12,071.00)
G380.00-Services	Retirement	2004	1937	(432.44)
G380.00-Services	Retirement	2017	1985	(12,080.17)
G380.00-Services	Retirement	1999	1983	(12,080.27)
G380.00-Services	Retirement	1984	1924	(433.00)
G380.00-Services	Retirement	1952	1918	(433.00)
G380.00-Services	Retirement	2006	1938	(433.80)
G380.00-Services	Retirement	2015	1990	(12,087.90)
G380.00-Services	Retirement	1947	1947	(502.00)
G380.00-Services	Retirement	2012	1978	(12,091.03)
G380.00-Services	Retirement	1977	1939	(498.00)
G380.00-Services	Retirement	2020	1947	(498.65)
G380.00-Services	Retirement	1991	1988	(24,168.00)
G380.00-Services	Retirement	2019	1995	(14,192.03)
G380.00-Services	Retirement	1955	1943	(14,195.00)
G380.00-Services	Retirement	2013	1977	(14,214.89)
G380.00-Services	Retirement	2017	1947	(577.31)
G380.00-Services	Retirement	2012	2005	(577.36)
G380.00-Services	Retirement	1999	1939	(577.74)
G380.00-Services	Retirement	1987	1979	(14,247.00)
G380.00-Services	Retirement	1999	1944	(578.90)
G380.00-Services	Retirement	2017	2000	(579.75)
G380.00-Services	Retirement	1998	1939	(580.00)
G380.00-Services	Retirement	2017	1974	(580.67)
G380.00-Services	Retirement	1984	1963	(14,304.00)
G380.00-Services	Retirement	2017	2008	(580.82)
G380.00-Services	Retirement	1996	1983	(14,307.00)
G380.00-Services	Retirement	1993	1936	(667.00)
G380.00-Services	Retirement	2020	2003	(14,329.47)
G380.00-Services	Retirement	1999	1940	(667.90)

SDG&E
2024 GRC - APP
Depreciation

GRC Depr Study Transactional Data

hist acct	tran code	activity year	vintage	amount
G380.00-Services	Retirement	1989	1973	(14,335.00)
G380.00-Services	Retirement	1990	1944	(668.00)
G380.00-Services	Retirement	1972	1924	(668.00)
G380.00-Services	Retirement	1979	1978	(14,348.00)
G380.00-Services	Retirement	2016	1989	(16,827.34)
G380.00-Services	Retirement	2003	1976	(16,848.80)
G380.00-Services	Retirement	1986	1965	(16,855.00)
G380.00-Services	Retirement	1997	1945	(671.00)
G380.00-Services	Retirement	1985	1924	(190.00)
G380.00-Services	Retirement	1979	1943	(671.00)
G380.00-Services	Retirement	1950	1943	(672.00)
G380.00-Services	Retirement	1978	1936	(672.00)
G380.00-Services	Retirement	1988	1980	(761.00)
G380.00-Services	Retirement	2009	1992	(16,908.03)
G380.00-Services	Retirement	1993	1931	(763.00)
G380.00-Services	Retirement	1984	1978	(16,954.00)
G380.00-Services	Retirement	2006	1986	(16,958.44)
G380.00-Services	Retirement	2007	1977	(16,963.35)
G380.00-Services	Retirement	1986	1974	(16,975.00)
G380.00-Services	Retirement	1998	1992	(16,999.00)
G380.00-Services	Retirement	1988	1933	(269.00)
G380.00-Services	Retirement	1948	1919	(269.00)
G380.00-Services	Retirement	2018	1977	(17,042.56)
G380.00-Services	Retirement	2003	1945	(269.22)
G380.00-Services	Retirement	1977	1949	(2,570.00)
G380.00-Services	Retirement	2014	1942	(269.43)
G380.00-Services	Retirement	1984	1934	(270.00)
G380.00-Services	Retirement	2013	1995	(1,043.53)
G380.00-Services	Retirement	1988	1937	(271.00)
G380.00-Services	Retirement	1947	1917	(271.00)
G380.00-Services	Retirement	1995	1944	(318.00)
G380.00-Services	Retirement	1998	1942	(318.00)
G380.00-Services	Retirement	1994	1937	(318.00)
G380.00-Services	Retirement	1997	1932	(318.00)
G380.00-Services	Retirement	1950	1918	(318.00)
G380.00-Services	Retirement	2016	1994	(7,809.02)
G380.00-Services	Retirement	1985	1964	(7,811.00)
G380.00-Services	Retirement	1995	1980	(7,819.00)
G380.00-Services	Retirement	1986	1930	(319.00)
G380.00-Services	Retirement	1981	1924	(319.00)
G380.00-Services	Retirement	1953	1927	(7,827.00)
G380.00-Services	Retirement	1970	1943	(373.00)

SDG&E
2024 GRC - APP
Depreciation

GRC Depr Study Transactional Data

hist acct	tran code	activity year	vintage	amount
G380.00-Services	Retirement	1971	1933	(373.00)
G380.00-Services	Retirement	1983	1965	(7,857.00)
G380.00-Services	Retirement	1980	1972	(7,859.00)
G380.00-Services	Retirement	2005	1942	(374.26)
G380.00-Services	Retirement	2004	1992	(8,957.08)
G380.00-Services	Retirement	1992	1982	(8,958.00)
G380.00-Services	Retirement	1953	1925	(8,959.00)
G380.00-Services	Retirement	1980	1934	(376.00)
G380.00-Services	Retirement	1990	1973	(8,972.00)
G380.00-Services	Retirement	1998	1931	(435.00)
G380.00-Services	Retirement	1958	1920	(435.00)
G380.00-Services	Retirement	2010	1941	(435.03)
G380.00-Services	Retirement	1978	1974	(8,998.00)
G380.00-Services	Retirement	2005	1984	(34,745.16)
G380.00-Services	Retirement	1999	1945	(436.04)
G380.00-Services	Retirement	1995	1977	(9,010.00)
G380.00-Services	Retirement	2006	1997	(9,010.32)
G380.00-Services	Retirement	1992	1945	(504.00)
G380.00-Services	Retirement	1957	1920	(504.00)
G380.00-Services	Retirement	1990	1975	(9,042.00)
G380.00-Services	Retirement	1988	1986	(10,436.00)
G380.00-Services	Retirement	2016	1971	(34,875.69)
G380.00-Services	Retirement	1992	1927	(506.00)
G380.00-Services	Retirement	2017	1991	(10,444.60)
G380.00-Services	Retirement	2017	2011	(506.27)
G380.00-Services	Retirement	1999	1996	(34,916.65)
G380.00-Services	Retirement	1987	1975	(10,474.00)
G380.00-Services	Retirement	1970	1923	(584.00)
G380.00-Services	Retirement	2003	1988	(34,977.86)
G380.00-Services	Retirement	2020	1999	(584.28)
G380.00-Services	Retirement	1983	1924	(673.00)
G380.00-Services	Retirement	1988	1941	(674.00)
G380.00-Services	Retirement	2004	1985	(10,527.43)
G380.00-Services	Retirement	2001	1988	(42,476.76)
G380.00-Services	Retirement	1980	1936	(767.00)
G380.00-Services	Retirement	1981	1926	(767.00)
G380.00-Services	Retirement	1984	1937	(1,044.00)
G380.00-Services	Retirement	2006	1995	(12,171.73)
G380.00-Services	Retirement	2018	2001	(768.12)
G380.00-Services	Retirement	1992	1939	(770.00)
G380.00-Services	Retirement	1974	1973	(12,183.00)
G380.00-Services	Retirement	2008	1988	(87,884.99)

SDG&E
2024 GRC - APP
Depreciation

GRC Depr Study Transactional Data

hist acct	tran code	activity year	vintage	amount
G380.00-Services	Retirement	1984	1943	(771.00)
G380.00-Services	Retirement	1996	1928	(771.00)
G380.00-Services	Retirement	2007	1987	(42,662.32)
G380.00-Services	Retirement	2012	1993	(12,233.56)
G380.00-Services	Retirement	1978	1934	(273.00)
G380.00-Services	Retirement	1984	1954	(14,384.00)
G380.00-Services	Retirement	1990	1942	(274.00)
G380.00-Services	Retirement	2000	1928	(274.27)
G380.00-Services	Retirement	2019	1936	(274.97)
G380.00-Services	Retirement	1991	1939	(275.00)
G380.00-Services	Retirement	2001	1940	(321.97)
G380.00-Services	Retirement	1964	1919	(322.00)
G380.00-Services	Retirement	2017	1995	(14,476.08)
G380.00-Services	Retirement	2006	1936	(322.77)
G380.00-Services	Retirement	1990	1986	(14,479.00)
G380.00-Services	Retirement	1949	1916	(323.00)
G380.00-Services	Retirement	2006	2005	(14,492.02)
G380.00-Services	Retirement	1984	1953	(14,502.00)
G380.00-Services	Retirement	2011	1980	(14,502.93)
G380.00-Services	Retirement	2016	1948	(977.28)
G380.00-Services	Retirement	2011	1969	(377.99)
G380.00-Services	Retirement	1999	1979	(17,097.81)
G380.00-Services	Retirement	2017	1942	(379.85)
G380.00-Services	Retirement	2020	1966	(17,109.89)
G380.00-Services	Retirement	2018	1935	(190.36)
G380.00-Services	Retirement	1998	1988	(17,166.00)
G380.00-Services	Retirement	2020	1971	(17,175.14)
G380.00-Services	Retirement	2018	1941	(440.21)
G380.00-Services	Retirement	2019	1944	(441.68)
G380.00-Services	Retirement	1967	1920	(442.00)
G380.00-Services	Retirement	1997	1967	(507.00)
G380.00-Services	Retirement	1984	1933	(507.00)
G380.00-Services	Retirement	2017	1941	(507.76)
G380.00-Services	Retirement	1994	1945	(508.00)
G380.00-Services	Retirement	1956	1949	(55,194.00)
G380.00-Services	Retirement	1997	1939	(509.00)
G380.00-Services	Retirement	1984	1945	(978.00)
G380.00-Services	Retirement	1983	1976	(7,903.00)
G380.00-Services	Retirement	1988	1977	(7,920.00)
G380.00-Services	Retirement	2008	1989	(7,924.19)
G380.00-Services	Retirement	2019	1988	(55,586.09)
G380.00-Services	Retirement	1956	1948	(7,926.00)

SDG&E
2024 GRC - APP
Depreciation

GRC Depr Study Transactional Data

hist acct	tran code	activity year	vintage	amount
G380.00-Services	Retirement	1992	1944	(592.00)
G380.00-Services	Retirement	1983	1930	(679.00)
G380.00-Services	Retirement	2009	1971	(7,930.55)
G380.00-Services	Retirement	2011	2009	(679.50)
G380.00-Services	Retirement	1985	1944	(680.00)
G380.00-Services	Retirement	1988	1942	(191.00)
G380.00-Services	Retirement	1965	1920	(682.00)
G380.00-Services	Retirement	2012	1979	(9,062.62)
G380.00-Services	Retirement	1999	1941	(682.67)
G380.00-Services	Retirement	1985	1936	(683.00)
G380.00-Services	Retirement	1954	1919	(683.00)
G380.00-Services	Retirement	1983	1929	(684.00)
G380.00-Services	Retirement	2017	2003	(9,105.23)
G380.00-Services	Retirement	2017	1986	(20,492.87)
G380.00-Services	Retirement	2016	1995	(9,129.23)
G380.00-Services	Retirement	1976	1958	(2,728.00)
G380.00-Services	Retirement	2009	2007	(10,530.06)
G380.00-Services	Retirement	2016	1985	(20,520.09)
G380.00-Services	Retirement	2018	1992	(10,534.88)
G380.00-Services	Retirement	1994	1930	(277.00)
G380.00-Services	Retirement	1988	1974	(10,547.00)
G380.00-Services	Retirement	2006	1935	(277.60)
G380.00-Services	Retirement	1969	1930	(1,215.00)
G380.00-Services	Retirement	1986	1928	(324.00)
G380.00-Services	Retirement	1997	1946	(325.00)
G380.00-Services	Retirement	1983	1931	(325.00)
G380.00-Services	Retirement	2002	1940	(325.43)
G380.00-Services	Retirement	2017	1946	(326.52)
G380.00-Services	Retirement	2013	2010	(326.98)
G380.00-Services	Retirement	1995	1989	(10,615.00)
G380.00-Services	Retirement	2008	1938	(380.11)
G380.00-Services	Retirement	1996	1959	(10,621.00)
G380.00-Services	Retirement	2003	1999	(2,221.92)
G380.00-Services	Retirement	2020	2012	(12,240.42)
G380.00-Services	Retirement	2020	1980	(24,392.23)
G380.00-Services	Retirement	1994	1992	(12,245.00)
G380.00-Services	Retirement	2010	1948	(381.48)
G380.00-Services	Retirement	2006	1937	(381.69)
G380.00-Services	Retirement	2011	1999	(382.25)
G380.00-Services	Retirement	2006	1982	(12,294.49)
G380.00-Services	Retirement	1981	1936	(443.00)
G380.00-Services	Retirement	2017	1972	(109,522.54)

SDG&E
2024 GRC - APP
Depreciation

GRC Depr Study Transactional Data

hist acct	tran code	activity year	vintage	amount
G380.00-Services	Retirement	2007	1980	(12,316.84)
G380.00-Services	Retirement	1986	1954	(24,524.00)
G380.00-Services	Retirement	1972	1935	(511.00)
G380.00-Services	Retirement	1991	1986	(12,347.00)
G380.00-Services	Retirement	1989	1981	(24,566.00)
G380.00-Services	Retirement	1967	1931	(2,034.00)
G380.00-Services	Retirement	1984	1981	(14,532.00)
G380.00-Services	Retirement	2000	1986	(14,536.02)
G380.00-Services	Retirement	2002	1993	(14,536.40)
G380.00-Services	Retirement	1996	1943	(514.00)
G380.00-Services	Retirement	1981	1929	(514.00)
G380.00-Services	Retirement	2002	1939	(514.09)
G380.00-Services	Retirement	1984	1972	(14,573.00)
G380.00-Services	Retirement	1971	1943	(516.00)
G380.00-Services	Retirement	1972	1931	(516.00)
G380.00-Services	Retirement	1951	1917	(516.00)
G380.00-Services	Retirement	2017	1990	(14,605.96)
G380.00-Services	Retirement	2001	1945	(593.03)
G380.00-Services	Retirement	2018	1940	(593.31)
G380.00-Services	Retirement	2007	1945	(593.39)
G380.00-Services	Retirement	1951	1919	(594.00)
G380.00-Services	Retirement	2008	1939	(594.67)
G380.00-Services	Retirement	1998	1936	(596.00)
G380.00-Services	Retirement	1967	1921	(596.00)
G380.00-Services	Retirement	1998	1990	(28,988.00)
G380.00-Services	Retirement	1976	1934	(685.00)
G380.00-Services	Retirement	1992	1991	(17,264.00)
G380.00-Services	Retirement	2014	1960	(2,274.76)
G380.00-Services	Retirement	2011	1961	(686.87)
G380.00-Services	Retirement	1983	1938	(687.00)
G380.00-Services	Retirement	1988	1982	(17,291.00)
G380.00-Services	Retirement	1986	1935	(688.00)
G380.00-Services	Retirement	2018	1974	(17,342.94)
G380.00-Services	Retirement	2012	1991	(17,342.98)
G380.00-Services	Retirement	2006	1991	(17,357.51)
G380.00-Services	Retirement	1989	1979	(17,359.00)
G380.00-Services	Retirement	2014	1948	(232.71)
G380.00-Services	Retirement	2019	1928	(232.96)
G380.00-Services	Retirement	2007	1978	(17,405.81)
G380.00-Services	Retirement	2014	1962	(2,025.16)
G380.00-Services	Retirement	2016	1991	(17,441.65)
G380.00-Services	Retirement	2002	1995	(29,172.19)

SDG&E
2024 GRC - APP
Depreciation

GRC Depr Study Transactional Data

hist acct	tran code	activity year	vintage	amount
G380.00-Services	Retirement	1987	1967	(7,943.00)
G380.00-Services	Retirement	2013	1940	(280.87)
G380.00-Services	Retirement	1988	1979	(7,962.00)
G380.00-Services	Retirement	2006	1939	(327.95)
G380.00-Services	Retirement	1952	1926	(7,983.00)
G380.00-Services	Retirement	1984	1932	(329.00)
G380.00-Services	Retirement	1949	1919	(329.00)
G380.00-Services	Retirement	1992	1978	(7,988.00)
G380.00-Services	Retirement	2002	1937	(329.86)
G380.00-Services	Retirement	2004	1946	(979.36)
G380.00-Services	Retirement	2007	1988	(35,121.67)
G380.00-Services	Retirement	1991	1927	(384.00)
G380.00-Services	Retirement	1974	1925	(9,153.00)
G380.00-Services	Retirement	2017	1989	(9,153.98)
G380.00-Services	Retirement	1987	1977	(9,154.00)
G380.00-Services	Retirement	2000	1944	(385.27)
G380.00-Services	Retirement	2012	1946	(385.64)
G380.00-Services	Retirement	1971	1921	(386.00)
G380.00-Services	Retirement	1990	1989	(35,219.00)
G380.00-Services	Retirement	1983	1944	(446.00)
G380.00-Services	Retirement	1993	1930	(451.00)
G380.00-Services	Retirement	1994	1939	(446.00)
G380.00-Services	Retirement	2004	1987	(9,191.50)
G380.00-Services	Retirement	1949	1945	(941.00)
G380.00-Services	Retirement	1985	1978	(9,210.00)
G380.00-Services	Retirement	1989	1936	(517.00)
G380.00-Services	Retirement	1975	1934	(517.00)
G380.00-Services	Retirement	1972	1922	(517.00)
G380.00-Services	Retirement	2011	1960	(1,030.03)
G380.00-Services	Retirement	1993	1989	(10,640.00)
G380.00-Services	Retirement	2009	1941	(519.86)
G380.00-Services	Retirement	2001	1938	(520.34)
G380.00-Services	Retirement	1998	1945	(521.00)
G380.00-Services	Retirement	1983	1926	(521.00)
G380.00-Services	Retirement	1971	1923	(521.00)
G380.00-Services	Retirement	2016	1988	(10,682.87)
G380.00-Services	Retirement	1982	1938	(598.00)
G380.00-Services	Retirement	1982	1936	(598.00)
G380.00-Services	Retirement	1991	1979	(10,689.00)
G380.00-Services	Retirement	1977	1944	(599.00)
G380.00-Services	Retirement	2000	1974	(10,692.40)
G380.00-Services	Retirement	2002	1946	(599.11)

SDG&E
2024 GRC - APP
Depreciation

GRC Depr Study Transactional Data

hist acct	tran code	activity year	vintage	amount
G380.00-Services	Retirement	1980	1939	(600.00)
G380.00-Services	Retirement	1995	1946	(980.00)
G380.00-Services	Retirement	1981	1946	(690.00)
G380.00-Services	Retirement	1972	1942	(691.00)
G380.00-Services	Retirement	1998	1940	(691.00)
G380.00-Services	Retirement	1986	1980	(12,379.00)
G380.00-Services	Retirement	1980	1931	(692.00)
G380.00-Services	Retirement	2011	2008	(692.63)
G380.00-Services	Retirement	1991	1987	(12,397.00)
G380.00-Services	Retirement	1980	1928	(695.00)
G380.00-Services	Retirement	1995	1990	(12,411.00)
G380.00-Services	Retirement	1982	1958	(1,791.00)
G380.00-Services	Retirement	2004	1986	(12,415.14)
G380.00-Services	Retirement	2009	1939	(233.05)
G380.00-Services	Retirement	2003	1939	(233.99)
G380.00-Services	Retirement	1991	1929	(192.00)
G380.00-Services	Retirement	2009	1937	(234.75)
G380.00-Services	Retirement	1996	1936	(235.00)
G380.00-Services	Retirement	1985	1923	(235.00)
G380.00-Services	Retirement	1990	1982	(12,454.00)
G380.00-Services	Retirement	1998	1976	(12,465.00)
G380.00-Services	Retirement	1955	1918	(192.00)
G380.00-Services	Retirement	1995	1951	(1,789.00)
G380.00-Services	Retirement	1986	1961	(14,668.00)
G380.00-Services	Retirement	2010	1994	(14,668.04)
G380.00-Services	Retirement	1960	1916	(192.00)
G380.00-Services	Retirement	1960	1917	(282.00)
G380.00-Services	Retirement	2005	1939	(282.15)
G380.00-Services	Retirement	1996	1990	(14,722.00)
G380.00-Services	Retirement	2005	1988	(55,819.04)
G380.00-Services	Retirement	1986	1934	(284.00)
G380.00-Services	Retirement	1989	1933	(284.00)
G380.00-Services	Retirement	1994	1929	(284.00)
G380.00-Services	Retirement	2012	1983	(14,763.26)
G380.00-Services	Retirement	1968	1968	(2,216.00)
G380.00-Services	Retirement	2014	1944	(330.58)
G380.00-Services	Retirement	2020	1994	(14,782.46)
G380.00-Services	Retirement	1999	1998	(14,796.81)
G380.00-Services	Retirement	2007	1994	(14,800.46)
G380.00-Services	Retirement	1985	1968	(14,806.00)
G380.00-Services	Retirement	2002	1941	(331.83)
G380.00-Services	Retirement	1996	1938	(334.00)

SDG&E
2024 GRC - APP
Depreciation

GRC Depr Study Transactional Data

hist acct	tran code	activity year	vintage	amount
G380.00-Services	Retirement	2020	1983	(17,466.89)
G380.00-Services	Retirement	1948	1918	(388.00)
G380.00-Services	Retirement	2003	1983	(17,500.63)
G380.00-Services	Retirement	1974	1920	(451.00)
G380.00-Services	Retirement	1999	1994	(56,468.88)
G380.00-Services	Retirement	2016	1947	(451.17)
G380.00-Services	Retirement	1981	1939	(452.00)
G380.00-Services	Retirement	1983	1932	(452.00)
G380.00-Services	Retirement	1988	1985	(17,609.00)
G380.00-Services	Retirement	2020	1987	(20,618.43)
G380.00-Services	Retirement	2002	1990	(17,630.47)
G380.00-Services	Retirement	1978	1944	(522.00)
G380.00-Services	Retirement	1972	1943	(522.00)
G380.00-Services	Retirement	2005	1994	(8,008.78)
G380.00-Services	Retirement	2015	2004	(980.48)
G380.00-Services	Retirement	1963	1918	(941.00)
G380.00-Services	Retirement	1963	1926	(8,015.00)
G380.00-Services	Retirement	1989	1932	(523.00)
G380.00-Services	Retirement	2007	2005	(8,017.58)
G380.00-Services	Retirement	2006	1983	(8,018.67)
G380.00-Services	Retirement	2009	1930	(523.09)
G380.00-Services	Retirement	1978	1927	(524.00)
G380.00-Services	Retirement	1999	1987	(20,682.29)
G380.00-Services	Retirement	1996	1940	(525.00)
G380.00-Services	Retirement	1994	1979	(8,032.00)
G380.00-Services	Retirement	2013	1984	(8,032.58)
G380.00-Services	Retirement	2018	1949	(603.38)
G380.00-Services	Retirement	1953	1919	(604.00)
G380.00-Services	Retirement	2017	2011	(8,040.80)
G380.00-Services	Retirement	2017	1938	(604.27)
G380.00-Services	Retirement	1978	1924	(8,042.00)
G380.00-Services	Retirement	2005	1987	(20,720.15)
G380.00-Services	Retirement	2012	1974	(8,047.72)
G380.00-Services	Retirement	1977	1943	(607.00)
G380.00-Services	Retirement	2013	1976	(8,056.45)
G380.00-Services	Retirement	1986	1973	(8,057.00)
G380.00-Services	Retirement	1979	1951	(9,232.00)
G380.00-Services	Retirement	1983	1975	(6,497.00)
G380.00-Services	Retirement	2020	1970	(6,498.39)
G380.00-Services	Retirement	2013	1994	(6,502.13)
G380.00-Services	Retirement	1989	1975	(9,238.00)
G380.00-Services	Retirement	1972	1959	(6,511.00)

GRC Depr Study Transactional Data

hist acct	tran code	activity year	vintage	amount
G380.00-Services	Retirement	1971	1956	(6,518.00)
G380.00-Services	Retirement	2008	1974	(6,519.72)
G380.00-Services	Retirement	1992	1973	(6,520.00)
G380.00-Services	Retirement	1955	1927	(6,520.00)
G380.00-Services	Retirement	1984	1967	(9,251.00)
G380.00-Services	Retirement	1995	1988	(20,774.00)
G380.00-Services	Retirement	1965	1952	(6,526.00)
G380.00-Services	Retirement	2004	1971	(6,537.47)
G380.00-Services	Retirement	1965	1959	(6,540.00)
G380.00-Services	Retirement	1982	1977	(9,261.00)
G380.00-Services	Retirement	2009	1983	(2,769.29)
G380.00-Services	Retirement	2000	1971	(2,769.96)
G380.00-Services	Retirement	1967	1925	(2,770.00)
G380.00-Services	Retirement	1986	1984	(91,213.00)
G380.00-Services	Retirement	2010	1998	(2,772.31)
G380.00-Services	Retirement	2005	1968	(2,776.90)
G380.00-Services	Retirement	1964	1963	(2,777.00)
G380.00-Services	Retirement	2014	1950	(2,777.94)
G380.00-Services	Retirement	2013	1961	(2,777.97)
G380.00-Services	Retirement	1948	1928	(2,778.00)
G380.00-Services	Retirement	1993	1983	(9,283.00)
G380.00-Services	Retirement	1992	1964	(2,779.00)
G380.00-Services	Retirement	1961	1948	(2,779.00)
G380.00-Services	Retirement	1970	1947	(2,779.00)
G380.00-Services	Retirement	1975	1964	(2,780.00)
G380.00-Services	Retirement	1984	1948	(2,780.00)
G380.00-Services	Retirement	1975	1950	(2,781.00)
G380.00-Services	Retirement	1978	1953	(2,782.00)
G380.00-Services	Retirement	1959	1940	(2,784.00)
G380.00-Services	Retirement	2006	1996	(9,299.51)
G380.00-Services	Retirement	1977	1938	(2,786.00)
G380.00-Services	Retirement	2010	1951	(2,786.84)
G380.00-Services	Retirement	1999	1974	(10,739.34)
G380.00-Services	Retirement	1991	1952	(2,789.00)
G380.00-Services	Retirement	1975	1923	(2,789.00)
G380.00-Services	Retirement	1952	1922	(3,095.00)
G380.00-Services	Retirement	1957	1938	(3,096.00)
G380.00-Services	Retirement	1984	1969	(3,098.00)
G380.00-Services	Retirement	1969	1947	(3,101.00)
G380.00-Services	Retirement	2004	1980	(10,782.33)
G380.00-Services	Retirement	1991	1989	(10,783.00)
G380.00-Services	Retirement	1992	1954	(3,109.00)

SDG&E
2024 GRC - APP
Depreciation

GRC Depr Study Transactional Data

hist acct	tran code	activity year	vintage	amount
G380.00-Services	Retirement	1974	1940	(3,476.00)
G380.00-Services	Retirement	1958	1923	(3,477.00)
G380.00-Services	Retirement	1965	1927	(3,481.00)
G380.00-Services	Retirement	1981	1960	(3,482.00)
G380.00-Services	Retirement	2017	1990	(10,807.75)
G380.00-Services	Retirement	1976	1948	(3,483.00)
G380.00-Services	Retirement	1987	1948	(3,484.00)
G380.00-Services	Retirement	1957	1941	(3,487.00)
G380.00-Services	Retirement	1991	1957	(3,489.00)
G380.00-Services	Retirement	1978	1923	(3,490.00)
G380.00-Services	Retirement	1975	1930	(3,491.00)
G380.00-Services	Retirement	1954	1941	(3,492.00)
G380.00-Services	Retirement	2014	1973	(3,492.89)
G380.00-Services	Retirement	2011	1998	(3,493.70)
G380.00-Services	Retirement	2004	1991	(10,825.11)
G380.00-Services	Retirement	2006	1958	(3,494.44)
G380.00-Services	Retirement	1964	1962	(3,496.00)
G380.00-Services	Retirement	2007	1999	(10,837.56)
G380.00-Services	Retirement	1999	1964	(3,931.87)
G380.00-Services	Retirement	1961	1957	(3,933.00)
G380.00-Services	Retirement	2009	1990	(3,933.61)
G380.00-Services	Retirement	1966	1962	(3,938.00)
G380.00-Services	Retirement	1996	1961	(3,939.00)
G380.00-Services	Retirement	1986	1966	(12,529.00)
G380.00-Services	Retirement	1998	1993	(12,542.00)
G380.00-Services	Retirement	2018	1990	(12,551.91)
G380.00-Services	Retirement	1975	1952	(3,956.00)
G380.00-Services	Retirement	1977	1924	(3,957.00)
G380.00-Services	Retirement	2018	1921	(2.44)
G380.00-Services	Retirement	1962	1927	(3,961.00)
G380.00-Services	Retirement	2009	1987	(12,564.60)
G380.00-Services	Retirement	2015	1967	(4,465.03)
G380.00-Services	Retirement	2016	2006	(4,465.16)
G380.00-Services	Retirement	1979	1965	(4,468.00)
G380.00-Services	Retirement	1971	1961	(4,469.00)
G380.00-Services	Retirement	1962	1925	(4,474.00)
G380.00-Services	Retirement	1969	1953	(4,476.00)
G380.00-Services	Retirement	1955	1948	(4,476.00)
G380.00-Services	Retirement	1989	1976	(12,602.00)
G380.00-Services	Retirement	1957	1950	(4,479.00)
G380.00-Services	Retirement	1958	1954	(4,482.00)
G380.00-Services	Retirement	1969	1950	(4,482.00)

GRC Depr Study Transactional Data

hist acct	tran code	activity year	vintage	amount
G380.00-Services	Retirement	2002	1987	(12,607.98)
G380.00-Services	Retirement	1975	1969	(4,486.00)
G380.00-Services	Retirement	1984	1958	(4,487.00)
G380.00-Services	Retirement	1971	1955	(4,488.00)
G380.00-Services	Retirement	1966	1959	(4,489.00)
G380.00-Services	Retirement	1957	1949	(4,493.00)
G380.00-Services	Retirement	1987	1969	(4,494.00)
G380.00-Services	Retirement	1971	1954	(5,059.00)
G380.00-Services	Retirement	1958	1926	(5,060.00)
G380.00-Services	Retirement	1960	1951	(5,061.00)
G380.00-Services	Retirement	1999	1958	(5,062.54)
G380.00-Services	Retirement	1989	1958	(5,064.00)
G380.00-Services	Retirement	1999	1988	(29,394.10)
G380.00-Services	Retirement	2020	2005	(5,072.62)
G380.00-Services	Retirement	1978	1977	(14,915.00)
G380.00-Services	Retirement	2008	1975	(5,076.85)
G380.00-Services	Retirement	1970	1961	(5,080.00)
G380.00-Services	Retirement	1985	1967	(5,083.00)
G380.00-Services	Retirement	1982	1945	(1,012.00)
G380.00-Services	Retirement	2018	2008	(5,754.26)
G380.00-Services	Retirement	1968	1955	(5,765.00)
G380.00-Services	Retirement	2000	1973	(5,779.94)
G380.00-Services	Retirement	1955	1953	(5,789.00)
G380.00-Services	Retirement	1983	1953	(6,551.00)
G380.00-Services	Retirement	1982	1973	(6,553.00)
G380.00-Services	Retirement	2006	1972	(6,553.87)
G380.00-Services	Retirement	1998	1986	(17,697.00)
G380.00-Services	Retirement	1980	1970	(6,563.00)
G380.00-Services	Retirement	2005	1963	(6,563.64)
G380.00-Services	Retirement	1986	1962	(6,567.00)
G380.00-Services	Retirement	2011	1976	(6,579.42)
G380.00-Services	Retirement	2017	1988	(6,585.08)
G380.00-Services	Retirement	2018	2014	(6,587.19)
G380.00-Services	Retirement	2017	2012	(17,718.64)
G380.00-Services	Retirement	1981	1937	(1,012.00)
G380.00-Services	Retirement	2015	1987	(6,598.53)
G380.00-Services	Retirement	1988	1987	(35,795.00)
G380.00-Services	Retirement	2005	1915	(2.92)
G380.00-Services	Retirement	1986	1947	(2,793.00)
G380.00-Services	Retirement	2020	1984	(17,763.77)
G380.00-Services	Retirement	1974	1961	(2,802.00)
G380.00-Services	Retirement	1977	1967	(2,803.00)

SDG&E
2024 GRC - APP
Depreciation

GRC Depr Study Transactional Data

hist acct	tran code	activity year	vintage	amount
G380.00-Services	Retirement	2005	1960	(2,803.38)
G380.00-Services	Retirement	1994	1953	(2,805.00)
G380.00-Services	Retirement	1963	1931	(2,806.00)
G380.00-Services	Retirement	2018	1962	(2,806.17)
G380.00-Services	Retirement	2012	2007	(2,806.77)
G380.00-Services	Retirement	1954	1953	(2,807.00)
G380.00-Services	Retirement	1972	1962	(2,808.00)
G380.00-Services	Retirement	2004	1990	(8,064.46)
G380.00-Services	Retirement	2000	1956	(2,812.96)
G380.00-Services	Retirement	2017	1974	(35,915.89)
G380.00-Services	Retirement	1974	1930	(3,115.00)
G380.00-Services	Retirement	1956	1946	(3,118.00)
G380.00-Services	Retirement	1993	1981	(8,071.00)
G380.00-Services	Retirement	1960	1926	(8,071.00)
G380.00-Services	Retirement	1987	1918	(3.00)
G380.00-Services	Retirement	1985	1950	(3,120.00)
G380.00-Services	Retirement	1994	1975	(8,072.00)
G380.00-Services	Retirement	1982	1950	(3,121.00)
G380.00-Services	Retirement	1953	1948	(3,121.00)
G380.00-Services	Retirement	1967	1948	(3,122.00)
G380.00-Services	Retirement	1982	1978	(8,081.00)
G380.00-Services	Retirement	1983	1973	(8,084.00)
G380.00-Services	Retirement	1994	1993	(35,978.00)
G380.00-Services	Retirement	1969	1964	(3,125.00)
G380.00-Services	Retirement	1999	1966	(3,126.54)
G380.00-Services	Retirement	1966	1956	(3,127.00)
G380.00-Services	Retirement	2014	2011	(3,127.74)
G380.00-Services	Retirement	1963	1955	(3,498.00)
G380.00-Services	Retirement	2004	1961	(3,499.38)
G380.00-Services	Retirement	1974	1952	(3,500.00)
G380.00-Services	Retirement	2003	1996	(8,104.92)
G380.00-Services	Retirement	1976	1921	(1,012.00)
G380.00-Services	Retirement	1997	1972	(3,502.00)
G380.00-Services	Retirement	1993	1954	(3,503.00)
G380.00-Services	Retirement	1975	1975	(3,504.00)
G380.00-Services	Retirement	1974	1955	(3,504.00)
G380.00-Services	Retirement	1981	1953	(3,507.00)
G380.00-Services	Retirement	2013	1966	(3,507.05)
G380.00-Services	Retirement	1994	1961	(3,509.00)
G380.00-Services	Retirement	2006	1962	(3,512.20)
G380.00-Services	Retirement	1956	1941	(3,513.00)
G380.00-Services	Retirement	1993	1958	(3,516.00)

SDG&E
2024 GRC - APP
Depreciation

GRC Depr Study Transactional Data

hist acct	tran code	activity year	vintage	amount
G380.00-Services	Retirement	1987	1950	(3,516.00)
G380.00-Services	Retirement	2020	1988	(9,307.51)
G380.00-Services	Retirement	1973	1969	(3,520.00)
G380.00-Services	Retirement	1970	1966	(3,520.00)
G380.00-Services	Retirement	2004	1977	(9,317.58)
G380.00-Services	Retirement	2001	1967	(3,523.02)
G380.00-Services	Retirement	1963	1948	(3,524.00)
G380.00-Services	Retirement	1996	1984	(9,325.00)
G380.00-Services	Retirement	1985	1945	(1,024.00)
G380.00-Services	Retirement	2016	1951	(3,964.57)
G380.00-Services	Retirement	1965	1947	(3,966.00)
G380.00-Services	Retirement	2006	1965	(3,968.13)
G380.00-Services	Retirement	1987	1986	(43,691.00)
G380.00-Services	Retirement	1992	1983	(9,337.00)
G380.00-Services	Retirement	1979	1959	(3,978.00)
G380.00-Services	Retirement	2001	1958	(3,978.84)
G380.00-Services	Retirement	1980	1960	(3,979.00)
G380.00-Services	Retirement	2001	1976	(3,979.15)
G380.00-Services	Retirement	1973	1964	(3,981.00)
G380.00-Services	Retirement	1992	1956	(3,982.00)
G380.00-Services	Retirement	1997	1991	(9,346.00)
G380.00-Services	Retirement	2011	2005	(3,982.63)
G380.00-Services	Retirement	1955	1944	(9,348.00)
G380.00-Services	Retirement	2017	1998	(3,983.53)
G380.00-Services	Retirement	2005	1970	(3,983.56)
G380.00-Services	Retirement	1993	1952	(3,988.00)
G380.00-Services	Retirement	1951	1924	(3,988.00)
G380.00-Services	Retirement	1998	1984	(9,352.00)
G380.00-Services	Retirement	1967	1952	(3,991.00)
G380.00-Services	Retirement	2016	1978	(9,355.45)
G380.00-Services	Retirement	2016	2002	(4,501.51)
G380.00-Services	Retirement	2009	1972	(4,503.27)
G380.00-Services	Retirement	1961	1928	(4,505.00)
G380.00-Services	Retirement	1967	1961	(4,506.00)
G380.00-Services	Retirement	2019	1959	(4,509.31)
G380.00-Services	Retirement	2002	1994	(4,516.18)
G380.00-Services	Retirement	1993	1961	(4,523.00)
G380.00-Services	Retirement	1976	1953	(4,523.00)
G380.00-Services	Retirement	1948	1926	(4,526.00)
G380.00-Services	Retirement	2009	1984	(4,526.83)
G380.00-Services	Retirement	1975	1971	(4,529.00)
G380.00-Services	Retirement	2003	2002	(4,533.51)

GRC Depr Study Transactional Data

hist acct	tran code	activity year	vintage	amount
G380.00-Services	Retirement	1971	1952	(4,534.00)
G380.00-Services	Retirement	1957	1926	(4,534.00)
G380.00-Services	Retirement	2007	1972	(5,090.54)
G380.00-Services	Retirement	1971	1924	(982.00)
G380.00-Services	Retirement	2017	1996	(5,098.56)
G380.00-Services	Retirement	1959	1951	(5,099.00)
G380.00-Services	Retirement	1995	1979	(5,103.00)
G380.00-Services	Retirement	1984	1979	(10,867.00)
G380.00-Services	Retirement	1956	1943	(10,868.00)
G380.00-Services	Retirement	1989	1964	(5,107.00)
G380.00-Services	Retirement	2013	1982	(5,109.42)
G380.00-Services	Retirement	1965	1950	(5,110.00)
G380.00-Services	Retirement	2000	1993	(10,873.81)
G380.00-Services	Retirement	1962	1926	(5,111.00)
G380.00-Services	Retirement	1995	1973	(5,118.00)
G380.00-Services	Retirement	1947	1924	(5,119.00)
G380.00-Services	Retirement	1963	1924	(5,121.00)
G380.00-Services	Retirement	2007	1959	(5,123.98)
G380.00-Services	Retirement	1985	1957	(5,128.00)
G380.00-Services	Retirement	1985	1962	(5,796.00)
G380.00-Services	Retirement	2011	1950	(908.28)
G380.00-Services	Retirement	2006	1990	(10,924.06)
G380.00-Services	Retirement	1990	1972	(5,820.00)
G380.00-Services	Retirement	2018	1970	(5,820.83)
G380.00-Services	Retirement	1984	1976	(12,632.00)
G380.00-Services	Retirement	1995	1992	(5,824.00)
G380.00-Services	Retirement	1966	1952	(5,826.00)
G380.00-Services	Retirement	1998	1983	(5,831.00)
G380.00-Services	Retirement	1983	1951	(5,832.00)
G380.00-Services	Retirement	1984	1952	(5,833.00)
G380.00-Services	Retirement	2014	1995	(6,608.75)
G380.00-Services	Retirement	2003	1971	(6,613.09)
G380.00-Services	Retirement	1997	1976	(6,627.00)
G380.00-Services	Retirement	1995	1987	(6,636.00)
G380.00-Services	Retirement	2017	1984	(6,637.02)
G380.00-Services	Retirement	2000	1977	(6,643.25)
G380.00-Services	Retirement	1993	1990	(12,673.00)
G380.00-Services	Retirement	1985	1975	(6,649.00)
G380.00-Services	Retirement	1972	1965	(6,655.00)
G380.00-Services	Retirement	2020	1991	(6,655.26)
G380.00-Services	Retirement	2005	1985	(12,692.94)
G380.00-Services	Retirement	1981	1976	(6,660.00)

SDG&E
2024 GRC - APP
Depreciation

GRC Depr Study Transactional Data

hist acct	tran code	activity year	vintage	amount
G380.00-Services	Retirement	1948	1930	(2,814.00)
G380.00-Services	Retirement	1973	1929	(2,815.00)
G380.00-Services	Retirement	1963	1923	(2,816.00)
G380.00-Services	Retirement	1975	1940	(2,819.00)
G380.00-Services	Retirement	2006	1978	(12,726.80)
G380.00-Services	Retirement	1962	1940	(2,821.00)
G380.00-Services	Retirement	1949	1942	(12,733.00)
G380.00-Services	Retirement	1960	1920	(1,024.00)
G380.00-Services	Retirement	1967	1956	(2,824.00)
G380.00-Services	Retirement	1956	1952	(2,824.00)
G380.00-Services	Retirement	1987	1959	(2,826.00)
G380.00-Services	Retirement	1947	1928	(2,826.00)
G380.00-Services	Retirement	1986	1970	(15,049.00)
G380.00-Services	Retirement	2001	1959	(2,826.07)
G380.00-Services	Retirement	2008	1960	(2,826.31)
G380.00-Services	Retirement	1988	1972	(3,137.00)
G380.00-Services	Retirement	1947	1926	(3,140.00)
G380.00-Services	Retirement	1976	1940	(3,143.00)
G380.00-Services	Retirement	2009	1973	(3,144.38)
G380.00-Services	Retirement	1965	1928	(3,146.00)
G380.00-Services	Retirement	1990	1968	(3,149.00)
G380.00-Services	Retirement	1991	1960	(3,151.00)
G380.00-Services	Retirement	1963	1929	(3,153.00)
G380.00-Services	Retirement	1999	1952	(3,524.20)
G380.00-Services	Retirement	1960	1939	(3,526.00)
G380.00-Services	Retirement	1981	1958	(3,529.00)
G380.00-Services	Retirement	2009	1981	(3,529.23)
G380.00-Services	Retirement	2005	1957	(3,529.99)
G380.00-Services	Retirement	1999	1986	(15,171.24)
G380.00-Services	Retirement	1962	1960	(3,531.00)
G380.00-Services	Retirement	1994	1954	(3,538.00)
G380.00-Services	Retirement	2010	1984	(3,543.98)
G380.00-Services	Retirement	1998	1957	(3,545.00)
G380.00-Services	Retirement	1960	1946	(3,994.00)
G380.00-Services	Retirement	1964	1941	(3,994.00)
G380.00-Services	Retirement	1977	1965	(3,997.00)
G380.00-Services	Retirement	1977	1963	(3,997.00)
G380.00-Services	Retirement	2012	1977	(4,000.88)
G380.00-Services	Retirement	1986	1956	(4,001.00)
G380.00-Services	Retirement	2013	1997	(4,002.81)
G380.00-Services	Retirement	1950	1940	(911.00)
G380.00-Services	Retirement	1969	1952	(4,003.00)

SDG&E
2024 GRC - APP
Depreciation

GRC Depr Study Transactional Data

hist acct	tran code	activity year	vintage	amount
G380.00-Services	Retirement	1984	1950	(4,003.00)
G380.00-Services	Retirement	1961	1950	(4,008.00)
G380.00-Services	Retirement	2009	1960	(4,008.22)
G380.00-Services	Retirement	1998	1967	(4,017.00)
G380.00-Services	Retirement	1971	1957	(4,019.00)
G380.00-Services	Retirement	1959	1958	(4,538.00)
G380.00-Services	Retirement	2018	1973	(17,960.97)
G380.00-Services	Retirement	2004	1989	(4,541.24)
G380.00-Services	Retirement	2006	2000	(4,542.33)
G380.00-Services	Retirement	1970	1952	(4,544.00)
G380.00-Services	Retirement	1955	1923	(4,544.00)
G380.00-Services	Retirement	1955	1926	(8,130.00)
G380.00-Services	Retirement	2005	1986	(20,998.17)
G380.00-Services	Retirement	2001	1969	(4,557.32)
G380.00-Services	Retirement	2004	1966	(4,557.91)
G380.00-Services	Retirement	1999	1959	(4,563.41)
G380.00-Services	Retirement	2002	1958	(4,564.07)
G380.00-Services	Retirement	2014	1993	(5,128.52)
G380.00-Services	Retirement	1999	1980	(8,151.40)
G380.00-Services	Retirement	2009	2004	(5,132.73)
G380.00-Services	Retirement	1980	1951	(5,133.00)
G380.00-Services	Retirement	1998	1989	(8,157.00)
G380.00-Services	Retirement	1997	1981	(5,141.00)
G380.00-Services	Retirement	1986	1971	(5,142.00)
G380.00-Services	Retirement	1965	1960	(5,148.00)
G380.00-Services	Retirement	1958	1953	(5,157.00)
G380.00-Services	Retirement	2002	1975	(5,157.33)
G380.00-Services	Retirement	2018	1995	(5,160.90)
G380.00-Services	Retirement	2015	1978	(5,161.47)
G380.00-Services	Retirement	2010	1986	(5,163.00)
G380.00-Services	Retirement	1990	1971	(5,165.00)
G380.00-Services	Retirement	2016	1999	(5,166.80)
G380.00-Services	Retirement	1952	1929	(5,834.00)
G380.00-Services	Retirement	2000	1983	(8,185.20)
G380.00-Services	Retirement	2019	2010	(5,841.40)
G380.00-Services	Retirement	1983	1954	(5,851.00)
G380.00-Services	Retirement	2012	1987	(24,962.95)
G380.00-Services	Retirement	1968	1961	(5,853.00)
G380.00-Services	Retirement	1955	1929	(5,853.00)
G380.00-Services	Retirement	2016	1949	(912.29)
G380.00-Services	Retirement	2003	1974	(5,859.10)
G380.00-Services	Retirement	2013	1998	(1,012.38)

SDG&E
2024 GRC - APP
Depreciation

GRC Depr Study Transactional Data

hist acct	tran code	activity year	vintage	amount
G380.00-Services	Retirement	1952	1917	(194.00)
G380.00-Services	Retirement	1998	1997	(24,996.00)
G380.00-Services	Retirement	2019	1998	(5,872.05)
G380.00-Services	Retirement	2000	1996	(5,879.50)
G380.00-Services	Retirement	1968	1964	(6,667.00)
G380.00-Services	Retirement	2012	1980	(6,668.13)
G380.00-Services	Retirement	2018	1972	(6,669.94)
G380.00-Services	Retirement	1984	1961	(9,428.00)
G380.00-Services	Retirement	1963	1942	(913.00)
G380.00-Services	Retirement	2009	1986	(9,432.24)
G380.00-Services	Retirement	1960	1954	(6,685.00)
G380.00-Services	Retirement	1965	1957	(6,686.00)
G380.00-Services	Retirement	2011	1979	(9,436.68)
G380.00-Services	Retirement	2001	1978	(6,699.00)
G380.00-Services	Retirement	1970	1964	(6,701.00)
G380.00-Services	Retirement	1967	1960	(6,702.00)
G380.00-Services	Retirement	2019	1989	(25,084.27)
G380.00-Services	Retirement	1983	1972	(6,706.00)
G380.00-Services	Retirement	2004	1976	(6,706.02)
G380.00-Services	Retirement	1985	1961	(6,710.00)
G380.00-Services	Retirement	1998	1973	(9,453.00)
G380.00-Services	Retirement	1953	1928	(6,712.00)
G380.00-Services	Retirement	1977	1968	(6,716.00)
G380.00-Services	Retirement	2004	1994	(9,467.11)
G380.00-Services	Retirement	1956	1926	(6,723.00)
G380.00-Services	Retirement	1962	1946	(2,832.00)
G380.00-Services	Retirement	1973	1944	(2,835.00)
G380.00-Services	Retirement	1991	1958	(2,837.00)
G380.00-Services	Retirement	2011	1981	(2,839.14)
G380.00-Services	Retirement	1955	1947	(2,840.00)
G380.00-Services	Retirement	2011	1958	(913.31)
G380.00-Services	Retirement	1954	1938	(2,845.00)
G380.00-Services	Retirement	1988	1961	(2,846.00)
G380.00-Services	Retirement	1972	1955	(2,849.00)
G380.00-Services	Retirement	2019	1963	(10,965.93)
G380.00-Services	Retirement	1973	1967	(3,156.00)
G380.00-Services	Retirement	1975	1951	(3,156.00)
G380.00-Services	Retirement	2009	1996	(3,157.44)
G380.00-Services	Retirement	1999	1962	(3,157.64)
G380.00-Services	Retirement	1961	1932	(3,159.00)
G380.00-Services	Retirement	2019	1967	(3,159.56)
G380.00-Services	Retirement	1977	1959	(3,160.00)

SDG&E
2024 GRC - APP
Depreciation

GRC Depr Study Transactional Data

hist acct	tran code	activity year	vintage	amount
G380.00-Services	Retirement	2002	1953	(3,161.39)
G380.00-Services	Retirement	2018	1986	(10,990.86)
G380.00-Services	Retirement	1978	1967	(3,165.00)
G380.00-Services	Retirement	2017	1956	(3,165.82)
G380.00-Services	Retirement	1982	1970	(3,166.00)
G380.00-Services	Retirement	1971	1964	(3,172.00)
G380.00-Services	Retirement	1955	1937	(3,173.00)
G380.00-Services	Retirement	2003	1964	(3,173.03)
G380.00-Services	Retirement	1979	1974	(29,577.00)
G380.00-Services	Retirement	1997	1951	(3,175.00)
G380.00-Services	Retirement	1953	1932	(3,177.00)
G380.00-Services	Retirement	2012	1990	(3,552.23)
G380.00-Services	Retirement	2019	1960	(3,552.46)
G380.00-Services	Retirement	1960	1941	(3,553.00)
G380.00-Services	Retirement	1956	1954	(3,554.00)
G380.00-Services	Retirement	2011	2004	(3,554.91)
G380.00-Services	Retirement	1964	1948	(3,555.00)
G380.00-Services	Retirement	1962	1936	(3,556.00)
G380.00-Services	Retirement	1975	1960	(2,662.00)
G380.00-Services	Retirement	2006	1951	(3,571.94)
G380.00-Services	Retirement	1997	1960	(3,572.00)
G380.00-Services	Retirement	1964	1949	(3,573.00)
G380.00-Services	Retirement	2005	2000	(3,573.07)
G380.00-Services	Retirement	1968	1949	(3,575.00)
G380.00-Services	Retirement	1962	1957	(3,577.00)
G380.00-Services	Retirement	2019	1990	(12,756.73)
G380.00-Services	Retirement	1959	1945	(3,580.00)
G380.00-Services	Retirement	1968	1926	(3,580.00)
G380.00-Services	Retirement	2002	1965	(3,580.34)
G380.00-Services	Retirement	1980	1948	(3,581.00)
G380.00-Services	Retirement	1956	1923	(3,581.00)
G380.00-Services	Retirement	2015	2009	(3,582.14)
G380.00-Services	Retirement	2015	1971	(3,583.99)
G380.00-Services	Retirement	1966	1940	(3,584.00)
G380.00-Services	Retirement	1995	1976	(4,023.00)
G380.00-Services	Retirement	1991	1990	(29,680.00)
G380.00-Services	Retirement	1976	1956	(4,063.00)
G380.00-Services	Retirement	2019	2005	(12,781.55)
G380.00-Services	Retirement	2011	1938	(65.19)
G380.00-Services	Retirement	1991	1983	(12,786.00)
G380.00-Services	Retirement	2001	1957	(4,035.27)
G380.00-Services	Retirement	1972	1958	(4,041.00)

SDG&E
2024 GRC - APP
Depreciation

GRC Depr Study Transactional Data

hist acct	tran code	activity year	vintage	amount
G380.00-Services	Retirement	1999	1960	(4,042.39)
G380.00-Services	Retirement	1986	1964	(12,811.00)
G380.00-Services	Retirement	1967	1955	(4,047.00)
G380.00-Services	Retirement	1961	1955	(4,047.00)
G380.00-Services	Retirement	1965	1963	(4,051.00)
G380.00-Services	Retirement	1955	1952	(4,057.00)
G380.00-Services	Retirement	1962	1929	(4,059.00)
G380.00-Services	Retirement	1992	1953	(4,060.00)
G380.00-Services	Retirement	1994	1980	(12,842.00)
G380.00-Services	Retirement	2002	1981	(12,847.33)
G380.00-Services	Retirement	2020	1959	(4,061.32)
G380.00-Services	Retirement	1985	1952	(4,568.00)
G380.00-Services	Retirement	1963	1951	(4,570.00)
G380.00-Services	Retirement	2016	1993	(12,859.45)
G380.00-Services	Retirement	2005	1989	(12,859.48)
G380.00-Services	Retirement	1985	1960	(4,573.00)
G380.00-Services	Retirement	2019	1978	(29,788.15)
G380.00-Services	Retirement	1999	1953	(4,579.59)
G380.00-Services	Retirement	1985	1981	(15,191.00)
G380.00-Services	Retirement	2007	1984	(29,793.04)
G380.00-Services	Retirement	2006	1959	(4,586.23)
G380.00-Services	Retirement	1967	1957	(4,587.00)
G380.00-Services	Retirement	1998	1954	(4,589.00)
G380.00-Services	Retirement	1962	1954	(4,590.00)
G380.00-Services	Retirement	1965	1964	(4,592.00)
G380.00-Services	Retirement	1988	1949	(915.00)
G380.00-Services	Retirement	2015	1991	(4,597.62)
G380.00-Services	Retirement	1957	1951	(5,175.00)
G380.00-Services	Retirement	1953	1930	(5,177.00)
G380.00-Services	Retirement	2019	1981	(36,131.35)
G380.00-Services	Retirement	1959	1925	(5,179.00)
G380.00-Services	Retirement	1997	1996	(15,267.00)
G380.00-Services	Retirement	2011	2002	(984.00)
G380.00-Services	Retirement	1964	1950	(5,182.00)
G380.00-Services	Retirement	2000	1978	(2,656.90)
G380.00-Services	Retirement	2011	1983	(5,193.88)
G380.00-Services	Retirement	2009	1988	(15,296.53)
G380.00-Services	Retirement	2001	2000	(36,211.45)
G380.00-Services	Retirement	2019	1966	(5,208.69)
G380.00-Services	Retirement	2014	1991	(5,883.98)
G380.00-Services	Retirement	1999	1989	(15,331.36)
G380.00-Services	Retirement	2006	1963	(5,887.03)

SDG&E
2024 GRC - APP
Depreciation

GRC Depr Study Transactional Data

hist acct	tran code	activity year	vintage	amount
G380.00-Services	Retirement	2000	1979	(5,890.10)
G380.00-Services	Retirement	1971	1966	(5,891.00)
G380.00-Services	Retirement	1947	1939	(984.00)
G380.00-Services	Retirement	1979	1924	(5,895.00)
G380.00-Services	Retirement	1994	1982	(5,900.00)
G380.00-Services	Retirement	2004	1973	(5,900.12)
G380.00-Services	Retirement	1975	1926	(5,912.00)
G380.00-Services	Retirement	1980	1929	(922.00)
G380.00-Services	Retirement	2002	1959	(5,919.35)
G380.00-Services	Retirement	2017	1987	(5,919.82)
G380.00-Services	Retirement	2006	1970	(5,921.08)
G380.00-Services	Retirement	1951	1926	(5,925.00)
G380.00-Services	Retirement	1973	1963	(5,926.00)
G380.00-Services	Retirement	1968	1958	(6,727.00)
G380.00-Services	Retirement	1961	1926	(6,741.00)
G380.00-Services	Retirement	1997	1980	(6,746.00)
G380.00-Services	Retirement	2009	2003	(18,100.65)
G380.00-Services	Retirement	1947	1925	(6,758.00)
G380.00-Services	Retirement	2020	2001	(1,097.81)
G380.00-Services	Retirement	1974	1947	(6,766.00)
G380.00-Services	Retirement	2006	1974	(18,194.08)
G380.00-Services	Retirement	1960	1937	(2,852.00)
G380.00-Services	Retirement	2007	1996	(8,198.43)
G380.00-Services	Retirement	2016	1970	(2,853.21)
G380.00-Services	Retirement	2017	1952	(2,854.23)
G380.00-Services	Retirement	1977	1970	(2,855.00)
G380.00-Services	Retirement	1993	1973	(8,206.00)
G380.00-Services	Retirement	1991	1971	(2,857.00)
G380.00-Services	Retirement	1964	1924	(2,857.00)
G380.00-Services	Retirement	1974	1966	(2,858.00)
G380.00-Services	Retirement	1990	1985	(8,219.00)
G380.00-Services	Retirement	2010	1971	(2,859.35)
G380.00-Services	Retirement	2008	1955	(2,859.40)
G380.00-Services	Retirement	2011	1982	(2,860.32)
G380.00-Services	Retirement	2011	2006	(2,861.00)
G380.00-Services	Retirement	2013	1972	(8,223.00)
G380.00-Services	Retirement	2016	1977	(8,223.45)
G380.00-Services	Retirement	1966	1924	(2,862.00)
G380.00-Services	Retirement	1953	1952	(2,863.00)
G380.00-Services	Retirement	1997	1968	(2,864.00)
G380.00-Services	Retirement	2017	1997	(8,230.91)
G380.00-Services	Retirement	1990	1974	(8,239.00)

SDG&E
2024 GRC - APP
Depreciation

GRC Depr Study Transactional Data

hist acct	tran code	activity year	vintage	amount
G380.00-Services	Retirement	2005	1967	(3,177.67)
G380.00-Services	Retirement	1993	1966	(3,179.00)
G380.00-Services	Retirement	1987	1951	(3,179.00)
G380.00-Services	Retirement	1993	1980	(8,246.00)
G380.00-Services	Retirement	1978	1966	(3,181.00)
G380.00-Services	Retirement	1973	1950	(3,182.00)
G380.00-Services	Retirement	1998	1959	(3,183.00)
G380.00-Services	Retirement	1990	1959	(3,184.00)
G380.00-Services	Retirement	1987	1926	(3,188.00)
G380.00-Services	Retirement	1990	1965	(3,190.00)
G380.00-Services	Retirement	1993	1947	(3,192.00)
G380.00-Services	Retirement	1986	1957	(3,196.00)
G380.00-Services	Retirement	2014	1964	(3,196.93)
G380.00-Services	Retirement	1990	1970	(3,198.00)
G380.00-Services	Retirement	2003	1987	(3,199.30)
G380.00-Services	Retirement	1947	1922	(3,201.00)
G380.00-Services	Retirement	2010	1969	(3,203.28)
G380.00-Services	Retirement	1952	1937	(3,205.00)
G380.00-Services	Retirement	1954	1937	(3,207.00)
G380.00-Services	Retirement	1977	1958	(3,589.00)
G380.00-Services	Retirement	2017	1982	(9,490.81)
G380.00-Services	Retirement	2011	2007	(3,591.26)
G380.00-Services	Retirement	1987	1957	(3,592.00)
G380.00-Services	Retirement	1992	1952	(3,594.00)
G380.00-Services	Retirement	1998	1953	(3,597.00)
G380.00-Services	Retirement	2014	1969	(3,597.86)
G380.00-Services	Retirement	2019	2014	(3,598.61)
G380.00-Services	Retirement	1997	1983	(3,599.00)
G380.00-Services	Retirement	2015	1998	(3,599.54)
G380.00-Services	Retirement	1997	1973	(3,601.00)
G380.00-Services	Retirement	2020	1998	(9,514.31)
G380.00-Services	Retirement	1972	1953	(3,606.00)
G380.00-Services	Retirement	2018	1982	(3,608.53)
G380.00-Services	Retirement	1973	1959	(4,092.00)
G380.00-Services	Retirement	1993	1974	(9,532.00)
G380.00-Services	Retirement	2005	1997	(9,534.76)
G380.00-Services	Retirement	1985	1973	(9,535.00)
G380.00-Services	Retirement	2009	1979	(4,071.39)
G380.00-Services	Retirement	1987	1962	(4,076.00)
G380.00-Services	Retirement	2001	1985	(4,079.02)
G380.00-Services	Retirement	1998	1963	(4,080.00)
G380.00-Services	Retirement	1988	1963	(9,563.00)

SDG&E
2024 GRC - APP
Depreciation

GRC Depr Study Transactional Data

hist acct	tran code	activity year	vintage	amount
G380.00-Services	Retirement	2015	2005	(4,081.67)
G380.00-Services	Retirement	1997	1978	(4,082.00)
G380.00-Services	Retirement	1978	1964	(4,082.00)
G380.00-Services	Retirement	2002	1991	(9,569.37)
G380.00-Services	Retirement	2001	1973	(4,087.50)
G380.00-Services	Retirement	2005	1979	(9,579.27)
G380.00-Services	Retirement	2013	1986	(9,586.24)
G380.00-Services	Retirement	1999	1965	(4,090.42)
G380.00-Services	Retirement	1994	1988	(11,022.00)
G380.00-Services	Retirement	2018	2000	(4,599.58)
G380.00-Services	Retirement	1962	1941	(4,602.00)
G380.00-Services	Retirement	1959	1924	(4,603.00)
G380.00-Services	Retirement	2016	2014	(4,607.81)
G380.00-Services	Retirement	1976	1925	(4,610.00)
G380.00-Services	Retirement	1971	1958	(4,613.00)
G380.00-Services	Retirement	2004	1958	(4,614.72)
G380.00-Services	Retirement	1986	1952	(4,617.00)
G380.00-Services	Retirement	1965	1924	(4,618.00)
G380.00-Services	Retirement	1972	1966	(4,621.00)
G380.00-Services	Retirement	1986	1959	(4,622.00)
G380.00-Services	Retirement	1975	1974	(4,623.00)
G380.00-Services	Retirement	2016	2005	(4,624.46)
G380.00-Services	Retirement	1949	1923	(4,626.00)
G380.00-Services	Retirement	1988	1929	(195.00)
G380.00-Services	Retirement	2008	1992	(11,053.93)
G380.00-Services	Retirement	2018	2007	(4,627.16)
G380.00-Services	Retirement	1954	1923	(4,631.00)
G380.00-Services	Retirement	1987	1976	(11,058.00)
G380.00-Services	Retirement	1968	1944	(985.00)
G380.00-Services	Retirement	2015	1985	(4,634.08)
G380.00-Services	Retirement	1968	1951	(5,219.00)
G380.00-Services	Retirement	2000	1975	(5,219.42)
G380.00-Services	Retirement	2002	1998	(5,220.10)
G380.00-Services	Retirement	1950	1916	(195.00)
G380.00-Services	Retirement	1964	1952	(5,230.00)
G380.00-Services	Retirement	2017	2015	(925.34)
G380.00-Services	Retirement	2015	2003	(11,078.75)
G380.00-Services	Retirement	2006	1968	(5,239.23)
G380.00-Services	Retirement	1982	1979	(11,088.00)
G380.00-Services	Retirement	1964	1957	(5,241.00)
G380.00-Services	Retirement	1971	1962	(5,242.00)
G380.00-Services	Retirement	2008	1999	(5,247.45)

SDG&E
2024 GRC - APP
Depreciation

GRC Depr Study Transactional Data

hist acct	tran code	activity year	vintage	amount
G380.00-Services	Retirement	2016	1980	(11,101.50)
G380.00-Services	Retirement	1991	1975	(5,250.00)
G380.00-Services	Retirement	1979	1960	(5,256.00)
G380.00-Services	Retirement	2008	1985	(5,937.80)
G380.00-Services	Retirement	2017	1991	(12,868.57)
G380.00-Services	Retirement	2002	1972	(5,945.88)
G380.00-Services	Retirement	1953	1929	(5,946.00)
G380.00-Services	Retirement	2015	1966	(5,946.93)
G380.00-Services	Retirement	2013	1973	(5,954.95)
G380.00-Services	Retirement	1982	1976	(5,957.00)
G380.00-Services	Retirement	2019	1985	(58,200.92)
G380.00-Services	Retirement	1996	1960	(5,978.00)
G380.00-Services	Retirement	1980	1978	(12,917.00)
G380.00-Services	Retirement	2013	2009	(12,917.27)
G380.00-Services	Retirement	1983	1969	(6,777.00)
G380.00-Services	Retirement	1973	1966	(6,782.00)
G380.00-Services	Retirement	1974	1972	(6,798.00)
G380.00-Services	Retirement	1989	1937	(1,025.00)
G380.00-Services	Retirement	2018	1978	(21,025.71)
G380.00-Services	Retirement	1989	1954	(6,804.00)
G380.00-Services	Retirement	2008	1962	(6,812.22)
G380.00-Services	Retirement	1979	1977	(6,814.00)
G380.00-Services	Retirement	2020	2010	(6,817.24)
G380.00-Services	Retirement	1994	1985	(15,352.00)
G380.00-Services	Retirement	1975	1966	(2,874.00)
G380.00-Services	Retirement	1955	1946	(2,874.00)
G380.00-Services	Retirement	1980	1979	(15,369.00)
G380.00-Services	Retirement	2001	1983	(15,373.42)
G380.00-Services	Retirement	1954	1945	(2,875.00)
G380.00-Services	Retirement	1957	1930	(2,875.00)
G380.00-Services	Retirement	2004	1984	(15,390.11)
G380.00-Services	Retirement	1961	1959	(2,877.00)
G380.00-Services	Retirement	1959	1939	(2,877.00)
G380.00-Services	Retirement	1956	1922	(2,877.00)
G380.00-Services	Retirement	1968	1946	(2,878.00)
G380.00-Services	Retirement	1997	1970	(2,881.00)
G380.00-Services	Retirement	2001	1986	(15,422.91)
G380.00-Services	Retirement	1965	1930	(2,885.00)
G380.00-Services	Retirement	1963	1949	(2,886.00)
G380.00-Services	Retirement	1965	1946	(2,886.00)
G380.00-Services	Retirement	1983	1955	(2,888.00)
G380.00-Services	Retirement	1976	1923	(2,888.00)

GRC Depr Study Transactional Data

hist acct	tran code	activity year	vintage	amount
G380.00-Services	Retirement	2007	1982	(15,444.23)
G380.00-Services	Retirement	1966	1923	(2,888.00)
G380.00-Services	Retirement	1959	1937	(2,889.00)
G380.00-Services	Retirement	2018	1968	(3,209.77)
G380.00-Services	Retirement	2013	2007	(3,212.54)
G380.00-Services	Retirement	1998	1991	(15,476.00)
G380.00-Services	Retirement	1978	1960	(3,216.00)
G380.00-Services	Retirement	1956	1950	(3,219.00)
G380.00-Services	Retirement	2001	1979	(15,499.28)
G380.00-Services	Retirement	2013	1968	(3,220.46)
G380.00-Services	Retirement	2014	1951	(3,221.73)
G380.00-Services	Retirement	1991	1964	(3,222.00)
G380.00-Services	Retirement	1992	1962	(3,224.00)
G380.00-Services	Retirement	2013	1987	(15,514.28)
G380.00-Services	Retirement	1973	1962	(3,226.00)
G380.00-Services	Retirement	2010	1968	(3,226.93)
G380.00-Services	Retirement	2011	1946	(927.85)
G380.00-Services	Retirement	2019	1994	(15,532.04)
G380.00-Services	Retirement	1982	1966	(3,228.00)
G380.00-Services	Retirement	1975	1962	(3,229.00)
G380.00-Services	Retirement	2009	2000	(3,229.84)
G380.00-Services	Retirement	1952	1930	(3,610.00)
G380.00-Services	Retirement	2002	1967	(3,612.64)
G380.00-Services	Retirement	1995	1970	(3,613.00)
G380.00-Services	Retirement	1975	1961	(3,617.00)
G380.00-Services	Retirement	1954	1952	(3,617.00)
G380.00-Services	Retirement	1974	1941	(3,617.00)
G380.00-Services	Retirement	1979	1930	(3,617.00)
G380.00-Services	Retirement	1951	1928	(3,618.00)
G380.00-Services	Retirement	1976	1947	(3,620.00)
G380.00-Services	Retirement	1953	1921	(3,621.00)
G380.00-Services	Retirement	1975	1954	(3,623.00)
G380.00-Services	Retirement	1966	1955	(3,624.00)
G380.00-Services	Retirement	2007	1995	(18,299.01)
G380.00-Services	Retirement	1985	1971	(3,630.00)
G380.00-Services	Retirement	1980	1962	(3,632.00)
G380.00-Services	Retirement	1974	1951	(3,632.00)
G380.00-Services	Retirement	1979	1945	(3,634.00)
G380.00-Services	Retirement	2016	1987	(18,341.05)
G380.00-Services	Retirement	1964	1925	(4,094.00)
G380.00-Services	Retirement	1959	1947	(4,096.00)
G380.00-Services	Retirement	1978	1921	(929.00)

SDG&E
2024 GRC - APP
Depreciation

GRC Depr Study Transactional Data

hist acct	tran code	activity year	vintage	amount
G380.00-Services	Retirement	1995	1974	(4,100.00)
G380.00-Services	Retirement	1957	1947	(4,100.00)
G380.00-Services	Retirement	1982	1960	(4,105.00)
G380.00-Services	Retirement	1971	1967	(4,108.00)
G380.00-Services	Retirement	2002	1968	(4,108.01)
G380.00-Services	Retirement	1968	1967	(4,110.00)
G380.00-Services	Retirement	1996	1987	(8,280.00)
G380.00-Services	Retirement	1996	1974	(8,280.00)
G380.00-Services	Retirement	1977	1957	(4,114.00)
G380.00-Services	Retirement	1974	1946	(4,114.00)
G380.00-Services	Retirement	1985	1969	(4,640.00)
G380.00-Services	Retirement	1984	1956	(4,640.00)
G380.00-Services	Retirement	1951	1927	(4,640.00)
G380.00-Services	Retirement	2011	1986	(8,302.75)
G380.00-Services	Retirement	1968	1960	(4,657.00)
G380.00-Services	Retirement	1994	1978	(8,305.00)
G380.00-Services	Retirement	1974	1938	(4,666.00)
G380.00-Services	Retirement	1974	1963	(4,668.00)
G380.00-Services	Retirement	1970	1970	(4,669.00)
G380.00-Services	Retirement	1959	1927	(4,669.00)
G380.00-Services	Retirement	2020	1995	(4,669.65)
G380.00-Services	Retirement	1961	1953	(4,672.00)
G380.00-Services	Retirement	1966	1961	(4,676.00)
G380.00-Services	Retirement	1949	1925	(8,319.00)
G380.00-Services	Retirement	1999	1968	(4,679.78)
G380.00-Services	Retirement	1991	1977	(8,321.00)
G380.00-Services	Retirement	1991	1974	(5,261.00)
G380.00-Services	Retirement	1998	1968	(5,269.00)
G380.00-Services	Retirement	1989	1960	(5,270.00)
G380.00-Services	Retirement	2018	1989	(8,343.13)
G380.00-Services	Retirement	2016	2004	(8,345.39)
G380.00-Services	Retirement	1959	1957	(5,276.00)
G380.00-Services	Retirement	1965	1926	(5,284.00)
G380.00-Services	Retirement	1963	1961	(5,288.00)
G380.00-Services	Retirement	1993	1986	(8,354.00)
G380.00-Services	Retirement	2017	1975	(5,288.16)
G380.00-Services	Retirement	1960	1947	(5,289.00)
G380.00-Services	Retirement	2006	1967	(9,592.35)
G380.00-Services	Retirement	2006	1999	(9,594.96)
G380.00-Services	Retirement	1958	1925	(5,294.00)
G380.00-Services	Retirement	2012	1976	(5,298.24)
G380.00-Services	Retirement	2014	1976	(5,989.00)

SDG&E
2024 GRC - APP
Depreciation

GRC Depr Study Transactional Data

hist acct	tran code	activity year	vintage	amount
G380.00-Services	Retirement	2012	1971	(5,992.15)
G380.00-Services	Retirement	2020	1975	(25,307.07)
G380.00-Services	Retirement	1964	1955	(6,005.00)
G380.00-Services	Retirement	1966	1960	(6,015.00)
G380.00-Services	Retirement	2008	1979	(6,017.12)
G380.00-Services	Retirement	2003	1973	(6,018.38)
G380.00-Services	Retirement	2010	1953	(915.58)
G380.00-Services	Retirement	1974	1965	(6,020.00)
G380.00-Services	Retirement	1999	1992	(9,615.96)
G380.00-Services	Retirement	2020	2007	(6,032.69)
G380.00-Services	Retirement	1982	1974	(9,619.00)
G380.00-Services	Retirement	1956	1929	(6,033.00)
G380.00-Services	Retirement	2013	1991	(6,033.50)
G380.00-Services	Retirement	2002	1956	(6,035.69)
G380.00-Services	Retirement	1968	1953	(6,836.00)
G380.00-Services	Retirement	2002	1984	(6,837.98)
G380.00-Services	Retirement	2007	1989	(29,807.98)
G380.00-Services	Retirement	2005	1995	(6,841.26)
G380.00-Services	Retirement	1953	1943	(916.00)
G380.00-Services	Retirement	1992	1985	(6,851.00)
G380.00-Services	Retirement	1980	1938	(916.00)
G380.00-Services	Retirement	1986	1976	(6,865.00)
G380.00-Services	Retirement	1996	1978	(9,648.00)
G380.00-Services	Retirement	1989	1988	(6,872.00)
G380.00-Services	Retirement	1994	1991	(9,654.00)
G380.00-Services	Retirement	2015	2011	(6,876.32)
G380.00-Services	Retirement	1961	1924	(6,882.00)
G380.00-Services	Retirement	1957	1918	(196.00)
G380.00-Services	Retirement	1974	1970	(2,890.00)
G380.00-Services	Retirement	2000	1965	(2,890.05)
G380.00-Services	Retirement	1982	1957	(2,891.00)
G380.00-Services	Retirement	2002	1971	(2,895.87)
G380.00-Services	Retirement	1989	1950	(2,896.00)
G380.00-Services	Retirement	1970	1949	(2,896.00)
G380.00-Services	Retirement	1995	1966	(2,897.00)
G380.00-Services	Retirement	2010	2008	(2,898.46)
G380.00-Services	Retirement	1981	1972	(2,901.00)
G380.00-Services	Retirement	2019	1996	(11,159.76)
G380.00-Services	Retirement	2015	1997	(11,166.23)
G380.00-Services	Retirement	1986	1968	(29,951.00)
G380.00-Services	Retirement	1993	1965	(2,906.00)
G380.00-Services	Retirement	1975	1953	(2,906.00)

SDG&E
2024 GRC - APP
Depreciation

GRC Depr Study Transactional Data

hist acct	tran code	activity year	vintage	amount
G380.00-Services	Retirement	1967	1947	(2,909.00)
G380.00-Services	Retirement	1961	1946	(3,232.00)
G380.00-Services	Retirement	1988	1981	(3,234.00)
G380.00-Services	Retirement	1974	1949	(3,235.00)
G380.00-Services	Retirement	1975	1946	(3,235.00)
G380.00-Services	Retirement	1977	1951	(3,236.00)
G380.00-Services	Retirement	1986	1978	(11,203.00)
G380.00-Services	Retirement	2019	1953	(3,237.55)
G380.00-Services	Retirement	1972	1948	(3,238.00)
G380.00-Services	Retirement	2014	1963	(3,238.68)
G380.00-Services	Retirement	2008	1969	(3,241.36)
G380.00-Services	Retirement	2002	1989	(11,211.40)
G380.00-Services	Retirement	1982	1954	(3,243.00)
G380.00-Services	Retirement	2019	2006	(3,243.71)
G380.00-Services	Retirement	1986	1967	(30,041.00)
G380.00-Services	Retirement	1994	1958	(3,244.00)
G380.00-Services	Retirement	1990	1956	(3,246.00)
G380.00-Services	Retirement	1966	1941	(3,246.00)
G380.00-Services	Retirement	1987	1954	(30,061.00)
G380.00-Services	Retirement	2006	1956	(3,246.89)
G380.00-Services	Retirement	1964	1946	(3,248.00)
G380.00-Services	Retirement	1994	1951	(3,249.00)
G380.00-Services	Retirement	2020	2015	(30,101.64)
G380.00-Services	Retirement	1978	1945	(3,635.00)
G380.00-Services	Retirement	1996	1970	(3,636.00)
G380.00-Services	Retirement	2012	1972	(3,636.59)
G380.00-Services	Retirement	2005	1969	(3,638.12)
G380.00-Services	Retirement	2018	1991	(13,005.08)
G380.00-Services	Retirement	1977	1950	(3,640.00)
G380.00-Services	Retirement	1977	1962	(3,641.00)
G380.00-Services	Retirement	1976	1960	(3,641.00)
G380.00-Services	Retirement	1996	1988	(13,009.00)
G380.00-Services	Retirement	2013	1974	(13,009.56)
G380.00-Services	Retirement	2008	1994	(13,013.02)
G380.00-Services	Retirement	1983	1964	(3,644.00)
G380.00-Services	Retirement	1965	1949	(3,645.00)
G380.00-Services	Retirement	1962	1958	(3,650.00)
G380.00-Services	Retirement	1971	1951	(3,650.00)
G380.00-Services	Retirement	2008	1958	(3,652.64)
G380.00-Services	Retirement	1974	1923	(3,656.00)
G380.00-Services	Retirement	2007	1951	(3,656.68)
G380.00-Services	Retirement	1986	1949	(3,658.00)

SDG&E
2024 GRC - APP
Depreciation

GRC Depr Study Transactional Data

hist acct	tran code	activity year	vintage	amount
G380.00-Services	Retirement	1989	1977	(13,057.00)
G380.00-Services	Retirement	2002	1969	(4,116.43)
G380.00-Services	Retirement	1970	1953	(4,119.00)
G380.00-Services	Retirement	1970	1960	(4,125.00)
G380.00-Services	Retirement	1973	1957	(4,128.00)
G380.00-Services	Retirement	2018	1988	(13,074.41)
G380.00-Services	Retirement	2007	1976	(13,075.60)
G380.00-Services	Retirement	1972	1936	(1,014.00)
G380.00-Services	Retirement	1984	1977	(13,086.00)
G380.00-Services	Retirement	1975	1972	(4,137.00)
G380.00-Services	Retirement	1957	1955	(4,137.00)
G380.00-Services	Retirement	1957	1927	(4,138.00)
G380.00-Services	Retirement	1959	1955	(4,140.00)
G380.00-Services	Retirement	1990	1979	(4,142.00)
G380.00-Services	Retirement	1972	1957	(4,142.00)
G380.00-Services	Retirement	2000	1987	(15,533.65)
G380.00-Services	Retirement	1963	1941	(4,142.00)
G380.00-Services	Retirement	1949	1929	(4,145.00)
G380.00-Services	Retirement	2007	1979	(15,545.75)
G380.00-Services	Retirement	1963	1953	(4,717.00)
G380.00-Services	Retirement	1949	1943	(36,677.00)
G380.00-Services	Retirement	1960	1957	(4,682.00)
G380.00-Services	Retirement	1990	1976	(4,686.00)
G380.00-Services	Retirement	2002	1966	(4,689.71)
G380.00-Services	Retirement	2008	2000	(4,694.72)
G380.00-Services	Retirement	2011	1988	(4,699.03)
G380.00-Services	Retirement	1976	1972	(4,700.00)
G380.00-Services	Retirement	1989	1968	(4,705.00)
G380.00-Services	Retirement	1960	1950	(4,712.00)
G380.00-Services	Retirement	1958	1948	(4,714.00)
G380.00-Services	Retirement	2020	1956	(5,306.65)
G380.00-Services	Retirement	1974	1960	(5,307.00)
G380.00-Services	Retirement	1989	1957	(5,309.00)
G380.00-Services	Retirement	2003	1995	(36,842.18)
G380.00-Services	Retirement	2020	1993	(5,312.46)
G380.00-Services	Retirement	1969	1968	(5,315.00)
G380.00-Services	Retirement	2015	1993	(15,668.97)
G380.00-Services	Retirement	1979	1962	(5,316.00)
G380.00-Services	Retirement	2006	1961	(5,317.45)
G380.00-Services	Retirement	2002	1980	(15,675.49)
G380.00-Services	Retirement	2013	1983	(5,324.59)
G380.00-Services	Retirement	1956	1928	(5,325.00)

GRC Depr Study Transactional Data

hist acct	tran code	activity year	vintage	amount
G380.00-Services	Retirement	1950	1924	(5,325.00)
G380.00-Services	Retirement	1996	1985	(5,326.00)
G380.00-Services	Retirement	1970	1932	(918.00)
G380.00-Services	Retirement	2008	1972	(5,328.35)
G380.00-Services	Retirement	1968	1959	(5,332.00)
G380.00-Services	Retirement	1973	1971	(5,335.00)
G380.00-Services	Retirement	1979	1950	(5,339.00)
G380.00-Services	Retirement	1983	1981	(18,419.00)
G380.00-Services	Retirement	1999	1991	(18,433.23)
G380.00-Services	Retirement	1970	1956	(5,344.00)
G380.00-Services	Retirement	1994	1990	(18,436.00)
G380.00-Services	Retirement	2005	1973	(5,345.67)
G380.00-Services	Retirement	1995	1986	(18,437.00)
G380.00-Services	Retirement	2006	1988	(18,453.70)
G380.00-Services	Retirement	1971	1959	(6,052.00)
G380.00-Services	Retirement	2014	1982	(6,055.96)
G380.00-Services	Retirement	1966	1957	(6,063.00)
G380.00-Services	Retirement	1998	1995	(116,339.00)
G380.00-Services	Retirement	1984	1968	(6,073.00)
G380.00-Services	Retirement	1990	1984	(18,510.00)
G380.00-Services	Retirement	2007	1974	(18,511.44)
G380.00-Services	Retirement	2020	2004	(6,076.50)
G380.00-Services	Retirement	1985	1955	(6,077.00)
G380.00-Services	Retirement	1986	1972	(6,893.00)
G380.00-Services	Retirement	1999	1995	(45,092.90)
G380.00-Services	Retirement	1997	1987	(6,900.00)
G380.00-Services	Retirement	2020	1981	(18,567.43)
G380.00-Services	Retirement	2012	1992	(6,905.62)
G380.00-Services	Retirement	2013	1980	(918.33)
G380.00-Services	Retirement	2018	1980	(6,927.27)
G380.00-Services	Retirement	2001	1980	(6,928.58)
G380.00-Services	Retirement	2008	1980	(6,929.81)
G380.00-Services	Retirement	2000	1994	(6,930.62)
G380.00-Services	Retirement	1979	1976	(6,949.00)
G380.00-Services	Retirement	1969	1959	(6,951.00)
G380.00-Services	Retirement	2002	1978	(8,362.62)
G380.00-Services	Retirement	2005	1972	(6,962.14)
G380.00-Services	Retirement	1969	1954	(6,969.00)
G380.00-Services	Retirement	2009	1958	(2,909.79)
G380.00-Services	Retirement	1950	1922	(2,910.00)
G380.00-Services	Retirement	2020	1992	(8,380.84)
G380.00-Services	Retirement	1961	1921	(2,913.00)

SDG&E
2024 GRC - APP
Depreciation

GRC Depr Study Transactional Data

hist acct	tran code	activity year	vintage	amount
G380.00-Services	Retirement	2018	1981	(8,383.17)
G380.00-Services	Retirement	1975	1973	(8,391.00)
G380.00-Services	Retirement	1973	1925	(2,920.00)
G380.00-Services	Retirement	2002	1985	(8,393.31)
G380.00-Services	Retirement	2009	2001	(930.53)
G380.00-Services	Retirement	1954	1932	(2,922.00)
G380.00-Services	Retirement	2004	1967	(2,922.22)
G380.00-Services	Retirement	2016	1972	(45,431.39)
G380.00-Services	Retirement	2014	1958	(2,257.09)
G380.00-Services	Retirement	1983	1950	(2,924.00)
G380.00-Services	Retirement	1992	1950	(2,925.00)
G380.00-Services	Retirement	1971	1950	(2,925.00)
G380.00-Services	Retirement	1996	1977	(8,399.00)
G380.00-Services	Retirement	1999	1961	(2,925.27)
G380.00-Services	Retirement	2010	2006	(2,925.62)
G380.00-Services	Retirement	1999	1982	(8,405.81)
G380.00-Services	Retirement	1994	1964	(2,928.00)
G380.00-Services	Retirement	1983	1968	(3,251.00)
G380.00-Services	Retirement	1993	1970	(3,252.00)
G380.00-Services	Retirement	1959	1938	(3,254.00)
G380.00-Services	Retirement	1973	1947	(3,256.00)
G380.00-Services	Retirement	2003	1968	(3,259.03)
G380.00-Services	Retirement	1972	1972	(3,260.00)
G380.00-Services	Retirement	1981	1965	(3,260.00)
G380.00-Services	Retirement	1958	1956	(3,262.00)
G380.00-Services	Retirement	1982	1962	(3,264.00)
G380.00-Services	Retirement	1954	1936	(3,266.00)
G380.00-Services	Retirement	1954	1947	(3,269.00)
G380.00-Services	Retirement	1963	1960	(3,270.00)
G380.00-Services	Retirement	1957	1940	(3,271.00)
G380.00-Services	Retirement	2015	1980	(3,660.41)
G380.00-Services	Retirement	1990	1957	(3,667.00)
G380.00-Services	Retirement	1964	1926	(3,667.00)
G380.00-Services	Retirement	2005	1992	(9,691.53)
G380.00-Services	Retirement	2007	1936	(196.81)
G380.00-Services	Retirement	2014	1981	(3,670.02)
G380.00-Services	Retirement	1948	1923	(3,673.00)
G380.00-Services	Retirement	1951	1929	(3,674.00)
G380.00-Services	Retirement	2001	1982	(3,675.52)
G380.00-Services	Retirement	1984	1947	(3,676.00)
G380.00-Services	Retirement	1980	1958	(3,677.00)
G380.00-Services	Retirement	1980	1956	(3,677.00)

SDG&E
2024 GRC - APP
Depreciation

GRC Depr Study Transactional Data

hist acct	tran code	activity year	vintage	amount
G380.00-Services	Retirement	2015	2006	(3,681.56)
G380.00-Services	Retirement	2009	1989	(3,683.27)
G380.00-Services	Retirement	2012	1986	(9,718.12)
G380.00-Services	Retirement	2000	1958	(4,158.48)
G380.00-Services	Retirement	1967	1965	(4,163.00)
G380.00-Services	Retirement	1985	1976	(4,164.00)
G380.00-Services	Retirement	1979	1927	(4,164.00)
G380.00-Services	Retirement	2012	2009	(4,167.39)
G380.00-Services	Retirement	1994	1960	(4,171.00)
G380.00-Services	Retirement	1956	1955	(4,172.00)
G380.00-Services	Retirement	1962	1961	(4,173.00)
G380.00-Services	Retirement	1972	1963	(4,175.00)
G380.00-Services	Retirement	1989	1951	(4,175.00)
G380.00-Services	Retirement	1954	1946	(4,176.00)
G380.00-Services	Retirement	1974	1931	(4,176.00)
G380.00-Services	Retirement	1976	1950	(4,180.00)
G380.00-Services	Retirement	1982	1967	(4,181.00)
G380.00-Services	Retirement	1955	1941	(4,181.00)
G380.00-Services	Retirement	2006	1975	(11,241.35)
G380.00-Services	Retirement	1990	1977	(4,718.00)
G380.00-Services	Retirement	2015	2007	(4,725.75)
G380.00-Services	Retirement	1980	1957	(4,729.00)
G380.00-Services	Retirement	2007	1998	(4,731.16)
G380.00-Services	Retirement	1990	1943	(197.00)
G380.00-Services	Retirement	1994	1971	(4,734.00)
G380.00-Services	Retirement	2017	1977	(4,734.70)
G380.00-Services	Retirement	1968	1966	(4,737.00)
G380.00-Services	Retirement	1969	1956	(4,737.00)
G380.00-Services	Retirement	1999	1977	(11,280.85)
G380.00-Services	Retirement	2008	1986	(4,738.68)
G380.00-Services	Retirement	2016	1973	(11,281.83)
G380.00-Services	Retirement	1980	1965	(4,741.00)
G380.00-Services	Retirement	2007	1964	(4,741.09)
G380.00-Services	Retirement	1954	1922	(4,743.00)
G380.00-Services	Retirement	2009	1965	(4,743.35)
G380.00-Services	Retirement	2016	1997	(4,750.27)
G380.00-Services	Retirement	2012	2003	(11,298.65)
G380.00-Services	Retirement	2007	1965	(4,752.32)
G380.00-Services	Retirement	1996	1953	(4,753.00)
G380.00-Services	Retirement	2004	1979	(11,303.80)
G380.00-Services	Retirement	1988	1968	(5,349.00)
G380.00-Services	Retirement	1980	1974	(11,309.00)

SDG&E
2024 GRC - APP
Depreciation

GRC Depr Study Transactional Data

hist acct	tran code	activity year	vintage	amount
G380.00-Services	Retirement	1972	1968	(5,350.00)
G380.00-Services	Retirement	1963	1927	(5,350.00)
G380.00-Services	Retirement	1948	1924	(5,350.00)
G380.00-Services	Retirement	1994	1973	(11,313.00)
G380.00-Services	Retirement	2007	1990	(21,308.05)
G380.00-Services	Retirement	1962	1952	(5,351.00)
G380.00-Services	Retirement	2019	2015	(98,750.95)
G380.00-Services	Retirement	2003	1991	(11,321.19)
G380.00-Services	Retirement	1965	1954	(5,360.00)
G380.00-Services	Retirement	2019	1949	(919.47)
G380.00-Services	Retirement	1980	1971	(5,366.00)
G380.00-Services	Retirement	1974	1924	(5,366.00)
G380.00-Services	Retirement	1969	1960	(5,367.00)
G380.00-Services	Retirement	2004	1972	(5,369.62)
G380.00-Services	Retirement	2003	1997	(5,370.06)
G380.00-Services	Retirement	2007	1997	(5,374.89)
G380.00-Services	Retirement	1985	1954	(5,377.00)
G380.00-Services	Retirement	1961	1927	(5,377.00)
G380.00-Services	Retirement	2010	1977	(5,381.70)
G380.00-Services	Retirement	1999	1993	(21,336.81)
G380.00-Services	Retirement	1974	1968	(5,386.00)
G380.00-Services	Retirement	1964	1961	(5,389.00)
G380.00-Services	Retirement	2017	1987	(5,389.44)
G380.00-Services	Retirement	1977	1973	(6,092.00)
G380.00-Services	Retirement	1998	1958	(6,093.00)
G380.00-Services	Retirement	1968	1952	(6,098.00)
G380.00-Services	Retirement	1973	1973	(6,100.00)
G380.00-Services	Retirement	1985	1970	(6,103.00)
G380.00-Services	Retirement	1987	1983	(13,159.00)
G380.00-Services	Retirement	1984	1951	(6,109.00)
G380.00-Services	Retirement	1957	1953	(6,115.00)
G380.00-Services	Retirement	2011	1994	(13,175.35)
G380.00-Services	Retirement	2001	1995	(13,178.42)
G380.00-Services	Retirement	1995	1994	(21,429.00)
G380.00-Services	Retirement	1973	1965	(6,133.00)
G380.00-Services	Retirement	2003	1979	(6,135.38)
G380.00-Services	Retirement	1960	1943	(6,971.00)
G380.00-Services	Retirement	1993	1984	(13,188.00)
G380.00-Services	Retirement	1957	1942	(2,018.00)
G380.00-Services	Retirement	1971	1970	(6,974.00)
G380.00-Services	Retirement	1953	1923	(6,977.00)
G380.00-Services	Retirement	2005	1993	(13,194.18)

SDG&E
2024 GRC - APP
Depreciation

GRC Depr Study Transactional Data

hist acct	tran code	activity year	vintage	amount
G380.00-Services	Retirement	2015	1986	(6,977.75)
G380.00-Services	Retirement	2002	1986	(21,471.56)
G380.00-Services	Retirement	2007	2002	(6,991.67)
G380.00-Services	Retirement	1956	1927	(6,994.00)
G380.00-Services	Retirement	2010	1974	(7,000.47)
G380.00-Services	Retirement	1952	1925	(7,002.00)
G380.00-Services	Retirement	1999	1978	(7,007.45)
G380.00-Services	Retirement	2008	1973	(7,011.24)
G380.00-Services	Retirement	2014	1986	(7,012.73)
G380.00-Services	Retirement	2016	1998	(7,013.37)
G380.00-Services	Retirement	2010	1985	(7,018.49)
G380.00-Services	Retirement	1996	1993	(15,739.00)
G380.00-Services	Retirement	1996	1968	(2,930.00)
G380.00-Services	Retirement	1979	1957	(2,930.00)
G380.00-Services	Retirement	1997	1994	(2,931.00)
G380.00-Services	Retirement	2012	1955	(2,931.97)
G380.00-Services	Retirement	2011	1965	(920.84)
G380.00-Services	Retirement	1976	1966	(2,933.00)
G380.00-Services	Retirement	1949	1930	(2,933.00)
G380.00-Services	Retirement	1996	1962	(2,934.00)
G380.00-Services	Retirement	1991	1951	(2,935.00)
G380.00-Services	Retirement	2015	1970	(2,936.80)
G380.00-Services	Retirement	1980	1969	(2,940.00)
G380.00-Services	Retirement	2007	1966	(2,941.37)
G380.00-Services	Retirement	1979	1946	(2,945.00)
G380.00-Services	Retirement	1981	1970	(2,946.00)
G380.00-Services	Retirement	1960	1955	(3,273.00)
G380.00-Services	Retirement	2014	1977	(3,276.68)
G380.00-Services	Retirement	1987	1955	(3,277.00)
G380.00-Services	Retirement	1989	1946	(3,277.00)
G380.00-Services	Retirement	1993	1949	(3,279.00)
G380.00-Services	Retirement	1963	1959	(3,283.00)
G380.00-Services	Retirement	2017	2008	(3,284.79)
G380.00-Services	Retirement	1982	1964	(7,343.00)
G380.00-Services	Retirement	1981	1969	(3,289.00)
G380.00-Services	Retirement	1978	1925	(3,290.00)
G380.00-Services	Retirement	1997	1949	(989.00)
G380.00-Services	Retirement	2014	1978	(7,349.21)
G380.00-Services	Retirement	2004	1997	(3,293.28)
G380.00-Services	Retirement	1968	1950	(3,294.00)
G380.00-Services	Retirement	1972	1947	(3,294.00)
G380.00-Services	Retirement	2017	1993	(7,350.53)

SDG&E
2024 GRC - APP
Depreciation

GRC Depr Study Transactional Data

hist acct	tran code	activity year	vintage	amount
G380.00-Services	Retirement	2005	2002	(7,351.94)
G380.00-Services	Retirement	1983	1977	(7,359.00)
G380.00-Services	Retirement	1993	1971	(3,700.00)
G380.00-Services	Retirement	1982	1968	(7,362.00)
G380.00-Services	Retirement	1995	1995	(25,524.00)
G380.00-Services	Retirement	2016	1996	(7,368.67)
G380.00-Services	Retirement	1961	1956	(3,705.00)
G380.00-Services	Retirement	1967	1953	(3,705.00)
G380.00-Services	Retirement	1968	1948	(3,707.00)
G380.00-Services	Retirement	2002	1957	(3,711.61)
G380.00-Services	Retirement	1966	1942	(3,712.00)
G380.00-Services	Retirement	1978	1965	(3,715.00)
G380.00-Services	Retirement	1947	1944	(989.00)
G380.00-Services	Retirement	2018	1996	(4,219.20)
G380.00-Services	Retirement	1989	1926	(4,183.00)
G380.00-Services	Retirement	1969	1963	(4,184.00)
G380.00-Services	Retirement	1961	1920	(989.00)
G380.00-Services	Retirement	2013	1978	(7,390.19)
G380.00-Services	Retirement	1958	1957	(4,186.00)
G380.00-Services	Retirement	1949	1928	(4,187.00)
G380.00-Services	Retirement	1993	1962	(4,200.00)
G380.00-Services	Retirement	2001	1998	(4,201.46)
G380.00-Services	Retirement	2007	1985	(25,583.78)
G380.00-Services	Retirement	1972	1961	(4,202.00)
G380.00-Services	Retirement	1966	1950	(4,208.00)
G380.00-Services	Retirement	2017	1992	(8,454.59)
G380.00-Services	Retirement	1964	1947	(4,212.00)
G380.00-Services	Retirement	1977	1976	(8,456.00)
G380.00-Services	Retirement	1960	1928	(4,755.00)
G380.00-Services	Retirement	2007	1970	(4,798.07)
G380.00-Services	Retirement	1987	1972	(4,758.00)
G380.00-Services	Retirement	1973	1961	(4,764.00)
G380.00-Services	Retirement	2015	1984	(8,467.86)
G380.00-Services	Retirement	1978	1971	(4,765.00)
G380.00-Services	Retirement	1970	1959	(4,766.00)
G380.00-Services	Retirement	1989	1962	(4,769.00)
G380.00-Services	Retirement	1993	1960	(4,775.00)
G380.00-Services	Retirement	2016	1975	(4,777.55)
G380.00-Services	Retirement	1973	1954	(4,778.00)
G380.00-Services	Retirement	2019	2002	(2,011.07)
G380.00-Services	Retirement	1984	1957	(4,781.00)
G380.00-Services	Retirement	1959	1950	(4,788.00)

SDG&E
2024 GRC - APP
Depreciation

GRC Depr Study Transactional Data

hist acct	tran code	activity year	vintage	amount
G380.00-Services	Retirement	2017	1965	(8,492.10)
G380.00-Services	Retirement	1988	1953	(8,494.00)
G380.00-Services	Retirement	1977	1972	(4,797.00)
G380.00-Services	Retirement	1983	1978	(5,392.00)
G380.00-Services	Retirement	1965	1958	(5,392.00)
G380.00-Services	Retirement	2007	2001	(5,394.54)
G380.00-Services	Retirement	2001	1930	(208.41)
G380.00-Services	Retirement	2019	2000	(5,398.58)
G380.00-Services	Retirement	1962	1953	(5,400.00)
G380.00-Services	Retirement	1979	1971	(9,750.00)
G380.00-Services	Retirement	2003	1937	(208.60)
G380.00-Services	Retirement	2007	1971	(9,754.23)
G380.00-Services	Retirement	1984	1960	(5,404.00)
G380.00-Services	Retirement	1960	1948	(5,409.00)
G380.00-Services	Retirement	2006	1971	(5,426.03)
G380.00-Services	Retirement	1968	1965	(5,429.00)
G380.00-Services	Retirement	1989	1959	(5,433.00)
G380.00-Services	Retirement	1995	1978	(6,138.00)
G380.00-Services	Retirement	2001	1975	(6,139.24)
G380.00-Services	Retirement	2019	2004	(9,789.00)
G380.00-Services	Retirement	2020	1978	(30,339.36)
G380.00-Services	Retirement	1969	1951	(6,145.00)
G380.00-Services	Retirement	1994	1989	(9,798.00)
G380.00-Services	Retirement	1972	1967	(6,148.00)
G380.00-Services	Retirement	1949	1926	(6,149.00)
G380.00-Services	Retirement	2012	1937	(208.97)
G380.00-Services	Retirement	2010	1999	(6,152.16)
G380.00-Services	Retirement	1987	1968	(6,154.00)
G380.00-Services	Retirement	1967	1962	(6,154.00)
G380.00-Services	Retirement	2010	1990	(6,169.60)
G380.00-Services	Retirement	2002	1970	(6,170.32)
G380.00-Services	Retirement	1993	1979	(9,812.00)
G380.00-Services	Retirement	1984	1974	(9,829.00)
G380.00-Services	Retirement	2017	2014	(9,829.35)
G380.00-Services	Retirement	2005	1975	(7,024.20)
G380.00-Services	Retirement	1976	1975	(7,036.00)
G380.00-Services	Retirement	2013	1988	(30,462.87)
G380.00-Services	Retirement	2002	2000	(7,064.05)
G380.00-Services	Retirement	1998	1972	(7,065.00)
G380.00-Services	Retirement	1999	1985	(11,361.33)
G380.00-Services	Retirement	1952	1924	(7,072.00)
G380.00-Services	Retirement	2009	1985	(7,083.72)

SDG&E
2024 GRC - APP
Depreciation

GRC Depr Study Transactional Data

hist acct	tran code	activity year	vintage	amount
G380.00-Services	Retirement	2003	1980	(11,368.27)
G380.00-Services	Retirement	2008	1995	(7,089.28)
G380.00-Services	Retirement	2002	1973	(7,089.70)
G380.00-Services	Retirement	1977	1974	(11,391.00)
G380.00-Services	Retirement	1983	1974	(11,392.00)
G380.00-Services	Retirement	1982	1951	(2,954.00)
G380.00-Services	Retirement	1963	1956	(2,955.00)
G380.00-Services	Retirement	2009	1978	(2,955.73)
G380.00-Services	Retirement	1989	1983	(37,000.00)
G380.00-Services	Retirement	2013	2002	(2,956.40)
G380.00-Services	Retirement	1964	1937	(2,957.00)
G380.00-Services	Retirement	1961	1941	(2,958.00)
G380.00-Services	Retirement	1987	1978	(11,413.00)
G380.00-Services	Retirement	2011	2003	(2,960.62)
G380.00-Services	Retirement	2005	1961	(2,960.86)
G380.00-Services	Retirement	1994	1963	(2,961.00)
G380.00-Services	Retirement	2000	1980	(2,962.45)
G380.00-Services	Retirement	2020	1986	(11,419.46)
G380.00-Services	Retirement	2005	1996	(11,421.87)
G380.00-Services	Retirement	2008	1951	(2,966.87)
G380.00-Services	Retirement	1962	1955	(3,300.00)
G380.00-Services	Retirement	2002	1977	(3,300.22)
G380.00-Services	Retirement	2020	1996	(3,302.31)
G380.00-Services	Retirement	1995	1969	(3,304.00)
G380.00-Services	Retirement	2017	1986	(13,210.77)
G380.00-Services	Retirement	1991	1954	(3,307.00)
G380.00-Services	Retirement	1958	1941	(3,307.00)
G380.00-Services	Retirement	1955	1936	(3,307.00)
G380.00-Services	Retirement	2000	1997	(13,219.79)
G380.00-Services	Retirement	1984	1982	(13,221.00)
G380.00-Services	Retirement	1953	1951	(3,309.00)
G380.00-Services	Retirement	1980	1950	(3,309.00)
G380.00-Services	Retirement	1961	1922	(3,309.00)
G380.00-Services	Retirement	1975	1959	(3,311.00)
G380.00-Services	Retirement	1948	1922	(3,313.00)
G380.00-Services	Retirement	1959	1931	(3,315.00)
G380.00-Services	Retirement	1994	1994	(13,258.00)
G380.00-Services	Retirement	1990	1987	(13,267.00)
G380.00-Services	Retirement	2009	1995	(3,318.71)
G380.00-Services	Retirement	2000	1985	(13,273.57)
G380.00-Services	Retirement	1973	1951	(3,718.00)
G380.00-Services	Retirement	1992	1971	(3,719.00)

SDG&E
2024 GRC - APP
Depreciation

GRC Depr Study Transactional Data

hist acct	tran code	activity year	vintage	amount
G380.00-Services	Retirement	1978	1950	(3,719.00)
G380.00-Services	Retirement	2015	2012	(3,722.85)
G380.00-Services	Retirement	1982	1971	(3,725.00)
G380.00-Services	Retirement	2013	1985	(13,292.79)
G380.00-Services	Retirement	1986	1958	(3,726.00)
G380.00-Services	Retirement	1964	1956	(3,726.00)
G380.00-Services	Retirement	2008	1987	(37,255.87)
G380.00-Services	Retirement	1957	1924	(3,729.00)
G380.00-Services	Retirement	1977	1954	(3,732.00)
G380.00-Services	Retirement	2009	1993	(3,732.65)
G380.00-Services	Retirement	2011	1977	(3,732.70)
G380.00-Services	Retirement	1958	1928	(3,735.00)
G380.00-Services	Retirement	2016	1969	(3,735.55)
G380.00-Services	Retirement	2008	1964	(3,736.82)
G380.00-Services	Retirement	1975	1943	(1,016.00)
G380.00-Services	Retirement	1947	1923	(3,745.00)
G380.00-Services	Retirement	2004	1959	(3,745.46)
G380.00-Services	Retirement	2014	1959	(3,746.37)
G380.00-Services	Retirement	2001	1944	(206.95)
G380.00-Services	Retirement	2001	1999	(4,222.02)
G380.00-Services	Retirement	2009	1977	(4,223.04)
G380.00-Services	Retirement	1994	1965	(4,224.00)
G380.00-Services	Retirement	2012	1996	(15,873.32)
G380.00-Services	Retirement	1973	1948	(4,225.00)
G380.00-Services	Retirement	1979	1953	(4,226.00)
G380.00-Services	Retirement	1998	1979	(15,884.00)
G380.00-Services	Retirement	2014	1972	(4,231.09)
G380.00-Services	Retirement	2014	1955	(4,231.45)
G380.00-Services	Retirement	1989	1948	(4,232.00)
G380.00-Services	Retirement	2018	1994	(15,889.35)
G380.00-Services	Retirement	2013	1970	(4,233.53)
G380.00-Services	Retirement	1987	1952	(4,234.00)
G380.00-Services	Retirement	1993	1950	(4,236.00)
G380.00-Services	Retirement	2010	1979	(4,236.43)
G380.00-Services	Retirement	1998	1998	(4,238.00)
G380.00-Services	Retirement	2006	1981	(15,904.23)
G380.00-Services	Retirement	1978	1968	(4,243.00)
G380.00-Services	Retirement	2013	1981	(15,914.24)
G380.00-Services	Retirement	1957	1948	(4,246.00)
G380.00-Services	Retirement	1996	1952	(4,247.00)
G380.00-Services	Retirement	1992	1949	(4,247.00)
G380.00-Services	Retirement	1980	1954	(4,248.00)

SDG&E
2024 GRC - APP
Depreciation

GRC Depr Study Transactional Data

hist acct	tran code	activity year	vintage	amount
G380.00-Services	Retirement	1973	1968	(4,249.00)
G380.00-Services	Retirement	1996	1958	(4,249.00)
G380.00-Services	Retirement	2014	1975	(4,249.55)
G380.00-Services	Retirement	1982	1975	(4,251.00)
G380.00-Services	Retirement	2010	1988	(4,798.17)
G380.00-Services	Retirement	1966	1951	(4,801.00)
G380.00-Services	Retirement	1951	1925	(4,802.00)
G380.00-Services	Retirement	1961	1947	(4,808.00)
G380.00-Services	Retirement	2019	1958	(4,810.85)
G380.00-Services	Retirement	1983	1967	(4,812.00)
G380.00-Services	Retirement	1970	1957	(4,813.00)
G380.00-Services	Retirement	2015	1992	(4,815.86)
G380.00-Services	Retirement	2015	1988	(4,816.07)
G380.00-Services	Retirement	1960	1958	(4,817.00)
G380.00-Services	Retirement	1994	1969	(4,818.00)
G380.00-Services	Retirement	2000	1989	(4,819.23)
G380.00-Services	Retirement	1963	1928	(4,821.00)
G380.00-Services	Retirement	1991	1980	(4,826.00)
G380.00-Services	Retirement	1981	1975	(4,827.00)
G380.00-Services	Retirement	2008	1996	(4,827.09)
G380.00-Services	Retirement	2011	1971	(4,827.73)
G380.00-Services	Retirement	1973	1952	(4,828.00)
G380.00-Services	Retirement	2014	1988	(4,828.24)
G380.00-Services	Retirement	1985	1958	(4,829.00)
G380.00-Services	Retirement	1987	1961	(4,831.00)
G380.00-Services	Retirement	1964	1960	(4,832.00)
G380.00-Services	Retirement	1954	1931	(4,834.00)
G380.00-Services	Retirement	1960	1929	(4,839.00)
G380.00-Services	Retirement	1971	1968	(7,397.00)
G380.00-Services	Retirement	1959	1954	(5,433.00)
G380.00-Services	Retirement	1980	1964	(5,434.00)
G380.00-Services	Retirement	1993	1988	(5,437.00)
G380.00-Services	Retirement	1993	1976	(7,400.00)
G380.00-Services	Retirement	1989	1966	(5,437.00)
G380.00-Services	Retirement	1969	1965	(5,439.00)
G380.00-Services	Retirement	1966	1954	(7,401.00)
G380.00-Services	Retirement	1998	1978	(5,440.00)
G380.00-Services	Retirement	2014	1985	(7,401.58)
G380.00-Services	Retirement	1996	1980	(7,403.00)
G380.00-Services	Retirement	1950	1925	(5,445.00)
G380.00-Services	Retirement	1965	1941	(5,450.00)
G380.00-Services	Retirement	1954	1944	(5,453.00)

SDG&E
2024 GRC - APP
Depreciation

GRC Depr Study Transactional Data

hist acct	tran code	activity year	vintage	amount
G380.00-Services	Retirement	2015	1972	(5,453.54)
G380.00-Services	Retirement	1993	1972	(5,455.00)
G380.00-Services	Retirement	1989	1970	(5,457.00)
G380.00-Services	Retirement	1992	1974	(5,461.00)
G380.00-Services	Retirement	2013	1959	(5,467.23)
G380.00-Services	Retirement	1985	1959	(5,469.00)
G380.00-Services	Retirement	1991	1982	(46,031.00)
G380.00-Services	Retirement	1988	1943	(207.00)
G380.00-Services	Retirement	2005	1990	(5,470.44)
G380.00-Services	Retirement	1950	1926	(5,473.00)
G380.00-Services	Retirement	1999	1971	(5,475.32)
G380.00-Services	Retirement	1992	1959	(5,476.00)
G380.00-Services	Retirement	1991	1931	(207.00)
G380.00-Services	Retirement	2004	2003	(6,185.07)
G380.00-Services	Retirement	2008	1983	(6,230.73)
G380.00-Services	Retirement	1988	1930	(207.00)
G380.00-Services	Retirement	1960	1927	(6,202.00)
G380.00-Services	Retirement	2017	2005	(6,205.77)
G380.00-Services	Retirement	2017	2016	(6,207.60)
G380.00-Services	Retirement	2007	1973	(7,444.11)
G380.00-Services	Retirement	1964	1958	(6,209.00)
G380.00-Services	Retirement	1998	1985	(6,214.00)
G380.00-Services	Retirement	2016	1959	(7,446.91)
G380.00-Services	Retirement	2002	1974	(6,215.93)
G380.00-Services	Retirement	2019	2008	(7,449.25)
G380.00-Services	Retirement	2017	1993	(7,450.63)
G380.00-Services	Retirement	1981	1974	(7,455.00)
G380.00-Services	Retirement	2009	1974	(6,226.09)
G380.00-Services	Retirement	1984	1927	(1,026.00)
G380.00-Services	Retirement	2008	1984	(7,091.10)
G380.00-Services	Retirement	1954	1927	(7,098.00)
G380.00-Services	Retirement	1999	1967	(7,099.96)
G380.00-Services	Retirement	2020	1934	(217.70)
G380.00-Services	Retirement	1999	1981	(7,110.18)
G380.00-Services	Retirement	1977	1923	(8,518.00)
G380.00-Services	Retirement	2018	1976	(8,518.21)
G380.00-Services	Retirement	2005	1978	(7,135.28)
G380.00-Services	Retirement	1994	1972	(7,138.00)
G380.00-Services	Retirement	1982	1924	(218.00)
G380.00-Services	Retirement	2007	2000	(7,153.99)
G380.00-Services	Retirement	1966	1947	(2,967.00)
G380.00-Services	Retirement	2005	1991	(8,535.61)

SDG&E
2024 GRC - APP
Depreciation

GRC Depr Study Transactional Data

hist acct	tran code	activity year	vintage	amount
G380.00-Services	Retirement	2011	1974	(8,538.93)
G380.00-Services	Retirement	2015	1995	(2,972.59)
G380.00-Services	Retirement	1955	1921	(2,973.00)
G380.00-Services	Retirement	2018	1969	(2,973.55)
G380.00-Services	Retirement	1990	1951	(2,975.00)
G380.00-Services	Retirement	2008	1991	(8,553.76)
G380.00-Services	Retirement	2018	1965	(2,976.73)
G380.00-Services	Retirement	1998	1970	(2,979.00)
G380.00-Services	Retirement	1992	1970	(2,980.00)
G380.00-Services	Retirement	1997	1990	(8,560.00)
G380.00-Services	Retirement	2005	1964	(2,980.29)
G380.00-Services	Retirement	2001	1968	(2,981.71)
G380.00-Services	Retirement	2015	1977	(8,570.58)
G380.00-Services	Retirement	1964	1927	(3,323.00)
G380.00-Services	Retirement	1986	1963	(9,847.00)
G380.00-Services	Retirement	2013	1952	(990.22)
G380.00-Services	Retirement	1972	1956	(3,327.00)
G380.00-Services	Retirement	1955	1954	(3,327.00)
G380.00-Services	Retirement	2000	1998	(9,851.31)
G380.00-Services	Retirement	1998	1980	(9,856.00)
G380.00-Services	Retirement	1964	1940	(3,331.00)
G380.00-Services	Retirement	1990	1978	(9,858.00)
G380.00-Services	Retirement	1966	1927	(3,332.00)
G380.00-Services	Retirement	1999	1954	(3,332.58)
G380.00-Services	Retirement	2018	2006	(3,333.98)
G380.00-Services	Retirement	1995	1972	(3,335.00)
G380.00-Services	Retirement	1995	1959	(3,339.00)
G380.00-Services	Retirement	1971	1969	(3,344.00)
G380.00-Services	Retirement	1967	1966	(3,348.00)
G380.00-Services	Retirement	1975	1949	(3,348.00)
G380.00-Services	Retirement	2006	1979	(9,885.92)
G380.00-Services	Retirement	1977	1952	(3,748.00)
G380.00-Services	Retirement	1979	1969	(3,749.00)
G380.00-Services	Retirement	1958	1946	(3,749.00)
G380.00-Services	Retirement	1966	1931	(3,750.00)
G380.00-Services	Retirement	1978	1975	(9,900.00)
G380.00-Services	Retirement	1998	1952	(3,753.00)
G380.00-Services	Retirement	1977	1966	(3,755.00)
G380.00-Services	Retirement	1991	1965	(3,755.00)
G380.00-Services	Retirement	2007	1956	(3,755.66)
G380.00-Services	Retirement	1997	1993	(3,760.00)
G380.00-Services	Retirement	1998	1960	(3,760.00)

SDG&E
2024 GRC - APP
Depreciation

GRC Depr Study Transactional Data

hist acct	tran code	activity year	vintage	amount
G380.00-Services	Retirement	2011	1991	(3,761.21)
G380.00-Services	Retirement	2016	1976	(9,918.83)
G380.00-Services	Retirement	1959	1923	(3,768.00)
G380.00-Services	Retirement	2006	1955	(3,769.40)
G380.00-Services	Retirement	1961	1949	(3,770.00)
G380.00-Services	Retirement	2019	1970	(3,770.29)
G380.00-Services	Retirement	2016	1983	(9,921.71)
G380.00-Services	Retirement	1961	1951	(3,773.00)
G380.00-Services	Retirement	1989	1987	(101,629.00)
G380.00-Services	Retirement	1965	1925	(4,253.00)
G380.00-Services	Retirement	2006	1960	(4,253.02)
G380.00-Services	Retirement	2007	1961	(4,255.12)
G380.00-Services	Retirement	1993	1985	(11,453.00)
G380.00-Services	Retirement	2008	1982	(11,457.79)
G380.00-Services	Retirement	1966	1949	(11,458.00)
G380.00-Services	Retirement	2003	1955	(4,261.84)
G380.00-Services	Retirement	2006	1994	(11,475.53)
G380.00-Services	Retirement	1959	1928	(4,274.00)
G380.00-Services	Retirement	1963	1954	(4,275.00)
G380.00-Services	Retirement	2015	1999	(4,275.16)
G380.00-Services	Retirement	2020	1997	(4,277.89)
G380.00-Services	Retirement	2008	2005	(4,278.24)
G380.00-Services	Retirement	2017	1992	(4,280.27)
G380.00-Services	Retirement	1996	1982	(4,282.00)
G380.00-Services	Retirement	2011	1992	(4,841.58)
G380.00-Services	Retirement	2018	1985	(11,499.13)
G380.00-Services	Retirement	1994	1959	(4,843.00)
G380.00-Services	Retirement	1974	1967	(4,844.00)
G380.00-Services	Retirement	1984	1980	(11,513.00)
G380.00-Services	Retirement	1985	1979	(11,514.00)
G380.00-Services	Retirement	1977	1971	(4,851.00)
G380.00-Services	Retirement	1980	1976	(11,516.00)
G380.00-Services	Retirement	1991	1970	(4,854.00)
G380.00-Services	Retirement	1979	1961	(4,857.00)
G380.00-Services	Retirement	2019	2001	(4,857.62)
G380.00-Services	Retirement	2006	1976	(11,520.06)
G380.00-Services	Retirement	1975	1948	(4,858.00)
G380.00-Services	Retirement	1948	1925	(4,861.00)
G380.00-Services	Retirement	1956	1942	(11,540.00)
G380.00-Services	Retirement	1995	1991	(11,542.00)
G380.00-Services	Retirement	1955	1924	(4,864.00)
G380.00-Services	Retirement	2020	1968	(11,543.15)

SDG&E
2024 GRC - APP
Depreciation

GRC Depr Study Transactional Data

hist acct	tran code	activity year	vintage	amount
G380.00-Services	Retirement	1961	1952	(4,866.00)
G380.00-Services	Retirement	2016	1960	(4,867.66)
G380.00-Services	Retirement	1960	1959	(4,872.00)
G380.00-Services	Retirement	1985	1956	(5,488.00)
G380.00-Services	Retirement	1980	1961	(5,490.00)
G380.00-Services	Retirement	1971	1960	(5,497.00)
G380.00-Services	Retirement	1985	1977	(5,500.00)
G380.00-Services	Retirement	1971	1963	(5,502.00)
G380.00-Services	Retirement	1969	1955	(5,505.00)
G380.00-Services	Retirement	1990	1981	(13,377.00)
G380.00-Services	Retirement	1977	1947	(5,506.00)
G380.00-Services	Retirement	1989	1969	(5,510.00)
G380.00-Services	Retirement	1955	1930	(5,510.00)
G380.00-Services	Retirement	1965	1956	(5,512.00)
G380.00-Services	Retirement	1952	1923	(5,514.00)
G380.00-Services	Retirement	1957	1954	(5,524.00)
G380.00-Services	Retirement	1966	1958	(5,527.00)
G380.00-Services	Retirement	1981	1979	(6,232.00)
G380.00-Services	Retirement	1955	1928	(6,232.00)
G380.00-Services	Retirement	1994	1987	(13,414.00)
G380.00-Services	Retirement	1982	1933	(222.00)
G380.00-Services	Retirement	1983	1963	(6,239.00)
G380.00-Services	Retirement	1987	1974	(13,428.00)
G380.00-Services	Retirement	1954	1924	(6,244.00)
G380.00-Services	Retirement	2004	1975	(6,248.61)
G380.00-Services	Retirement	1979	1975	(13,440.00)
G380.00-Services	Retirement	1980	1973	(13,446.00)
G380.00-Services	Retirement	1994	1984	(6,257.00)
G380.00-Services	Retirement	2019	2007	(13,448.60)
G380.00-Services	Retirement	1998	1974	(6,260.00)
G380.00-Services	Retirement	1991	1978	(6,261.00)
G380.00-Services	Retirement	1995	1981	(6,267.00)
G380.00-Services	Retirement	1989	1963	(6,268.00)
G380.00-Services	Retirement	1987	1953	(6,272.00)
G380.00-Services	Retirement	1997	1997	(7,160.00)
G380.00-Services	Retirement	2010	1996	(7,163.85)
G380.00-Services	Retirement	1970	1962	(7,169.00)
G380.00-Services	Retirement	1979	1972	(7,173.00)
G380.00-Services	Retirement	2001	1991	(16,039.06)
G380.00-Services	Retirement	2015	1979	(7,173.83)
G380.00-Services	Retirement	2006	1992	(16,053.35)
G380.00-Services	Retirement	1994	1974	(7,188.00)

SDG&E
2024 GRC - APP
Depreciation

GRC Depr Study Transactional Data

hist acct	tran code	activity year	vintage	amount
G380.00-Services	Retirement	1999	1990	(16,081.47)
G380.00-Services	Retirement	2002	1976	(7,197.29)
G380.00-Services	Retirement	1998	1971	(7,198.00)
G380.00-Services	Retirement	1984	1964	(21,616.00)
G380.00-Services	Retirement	1969	1958	(7,218.00)
G380.00-Services	Retirement	1952	1948	(2,989.00)
G380.00-Services	Retirement	2009	2006	(2,989.66)
G380.00-Services	Retirement	2002	1964	(2,989.92)
G380.00-Services	Retirement	1997	1971	(2,990.00)
G380.00-Services	Retirement	1977	1926	(2,990.00)
G380.00-Services	Retirement	1967	1926	(2,991.00)
G380.00-Services	Retirement	1973	1922	(1,584.00)
G380.00-Services	Retirement	2004	1995	(16,113.57)
G380.00-Services	Retirement	1981	1968	(2,999.00)
G380.00-Services	Retirement	1987	1958	(2,999.00)
G380.00-Services	Retirement	1983	1982	(16,134.00)
G380.00-Services	Retirement	1964	1923	(2,999.00)
G380.00-Services	Retirement	1996	1963	(3,000.00)
G380.00-Services	Retirement	2008	1959	(3,000.20)
G380.00-Services	Retirement	1985	1982	(16,152.00)
G380.00-Services	Retirement	1989	1941	(3,005.00)
G380.00-Services	Retirement	1958	1938	(3,005.00)
G380.00-Services	Retirement	1991	1985	(3,007.00)
G380.00-Services	Retirement	1971	1945	(1,017.00)
G380.00-Services	Retirement	1981	1955	(3,008.00)
G380.00-Services	Retirement	2011	1964	(1,581.12)
G380.00-Services	Retirement	1949	1922	(3,350.00)
G380.00-Services	Retirement	1971	1948	(3,351.00)
G380.00-Services	Retirement	2014	1971	(3,359.25)
G380.00-Services	Retirement	1963	1947	(3,360.00)
G380.00-Services	Retirement	1966	1939	(3,361.00)
G380.00-Services	Retirement	2017	1980	(7,484.19)
G380.00-Services	Retirement	1996	1971	(3,363.00)
G380.00-Services	Retirement	1979	1958	(3,363.00)
G380.00-Services	Retirement	1964	1928	(3,363.00)
G380.00-Services	Retirement	1974	1950	(3,366.00)
G380.00-Services	Retirement	1972	1960	(3,367.00)
G380.00-Services	Retirement	2010	2003	(7,495.15)
G380.00-Services	Retirement	1964	1929	(3,368.00)
G380.00-Services	Retirement	1969	1948	(3,369.00)
G380.00-Services	Retirement	1976	1968	(3,370.00)
G380.00-Services	Retirement	1964	1939	(3,370.00)

SDG&E
2024 GRC - APP
Depreciation

GRC Depr Study Transactional Data

hist acct	tran code	activity year	vintage	amount
G380.00-Services	Retirement	1995	1993	(25,671.00)
G380.00-Services	Retirement	1980	1963	(3,372.00)
G380.00-Services	Retirement	2016	1967	(3,372.10)
G380.00-Services	Retirement	1999	1969	(3,373.83)
G380.00-Services	Retirement	2005	1965	(3,373.95)
G380.00-Services	Retirement	1959	1929	(3,775.00)
G380.00-Services	Retirement	2014	1987	(7,504.52)
G380.00-Services	Retirement	1973	1953	(3,777.00)
G380.00-Services	Retirement	1961	1954	(3,778.00)
G380.00-Services	Retirement	1990	1958	(3,780.00)
G380.00-Services	Retirement	1981	1977	(3,783.00)
G380.00-Services	Retirement	1998	1969	(3,786.00)
G380.00-Services	Retirement	1991	1959	(3,787.00)
G380.00-Services	Retirement	2010	1980	(3,789.02)
G380.00-Services	Retirement	2009	1975	(3,792.56)
G380.00-Services	Retirement	2020	2011	(3,794.09)
G380.00-Services	Retirement	1991	1961	(3,797.00)
G380.00-Services	Retirement	1980	1959	(3,797.00)
G380.00-Services	Retirement	1991	1973	(3,798.00)
G380.00-Services	Retirement	1954	1948	(3,799.00)
G380.00-Services	Retirement	1989	1984	(25,738.00)
G380.00-Services	Retirement	1968	1962	(3,802.00)
G380.00-Services	Retirement	2004	1974	(8,583.59)
G380.00-Services	Retirement	1963	1957	(4,287.00)
G380.00-Services	Retirement	1974	1958	(4,289.00)
G380.00-Services	Retirement	2018	1987	(4,291.17)
G380.00-Services	Retirement	1989	1947	(4,294.00)
G380.00-Services	Retirement	1972	1969	(4,297.00)
G380.00-Services	Retirement	1987	1980	(8,597.00)
G380.00-Services	Retirement	1993	1939	(1,017.00)
G380.00-Services	Retirement	1986	1960	(4,298.00)
G380.00-Services	Retirement	1999	1975	(4,300.52)
G380.00-Services	Retirement	1951	1923	(4,302.00)
G380.00-Services	Retirement	1966	1964	(4,304.00)
G380.00-Services	Retirement	1965	1955	(4,305.00)
G380.00-Services	Retirement	1993	1982	(8,608.00)
G380.00-Services	Retirement	1980	1955	(4,310.00)
G380.00-Services	Retirement	1968	1956	(4,312.00)
G380.00-Services	Retirement	1962	1924	(4,317.00)
G380.00-Services	Retirement	2002	1992	(8,618.56)
G380.00-Services	Retirement	1983	1979	(8,624.00)
G380.00-Services	Retirement	2007	1992	(25,820.91)

SDG&E
2024 GRC - APP
Depreciation

GRC Depr Study Transactional Data

hist acct	tran code	activity year	vintage	amount
G380.00-Services	Retirement	1979	1964	(4,875.00)
G380.00-Services	Retirement	2008	1931	(207.71)
G380.00-Services	Retirement	1983	1966	(4,878.00)
G380.00-Services	Retirement	1960	1924	(4,878.00)
G380.00-Services	Retirement	1986	1969	(4,881.00)
G380.00-Services	Retirement	1993	1953	(4,885.00)
G380.00-Services	Retirement	2003	1970	(4,885.34)
G380.00-Services	Retirement	1971	1953	(4,890.00)
G380.00-Services	Retirement	1958	1955	(4,895.00)
G380.00-Services	Retirement	2019	2013	(4,900.80)
G380.00-Services	Retirement	1961	1958	(4,902.00)
G380.00-Services	Retirement	2002	1983	(4,904.14)
G380.00-Services	Retirement	1954	1925	(9,933.00)
G380.00-Services	Retirement	1953	1931	(4,905.00)
G380.00-Services	Retirement	2014	1979	(4,905.97)
G380.00-Services	Retirement	1984	1965	(9,937.00)
G380.00-Services	Retirement	2013	1938	(207.95)
G380.00-Services	Retirement	2020	1967	(4,909.11)
G380.00-Services	Retirement	1998	1966	(5,529.00)
G380.00-Services	Retirement	1992	1965	(5,530.00)
G380.00-Services	Retirement	1985	1953	(5,534.00)
G380.00-Services	Retirement	2010	1993	(9,944.98)
G380.00-Services	Retirement	1969	1957	(5,536.00)
G380.00-Services	Retirement	1978	1976	(5,541.00)
G380.00-Services	Retirement	2001	1993	(9,953.71)
G380.00-Services	Retirement	1964	1954	(5,545.00)
G380.00-Services	Retirement	2003	1978	(5,547.92)
G380.00-Services	Retirement	1957	1952	(5,548.00)
G380.00-Services	Retirement	2012	1985	(9,965.04)
G380.00-Services	Retirement	1960	1952	(5,553.00)
G380.00-Services	Retirement	2011	1995	(9,978.96)
G380.00-Services	Retirement	1989	1952	(5,556.00)
G380.00-Services	Retirement	1986	1948	(5,557.00)
G380.00-Services	Retirement	2016	1984	(9,991.65)
G380.00-Services	Retirement	1949	1927	(5,566.00)
G380.00-Services	Retirement	1996	1981	(9,993.00)
G380.00-Services	Retirement	2000	1990	(9,994.64)
G380.00-Services	Retirement	2011	1972	(5,568.42)
G380.00-Services	Retirement	1996	1986	(9,995.00)
G380.00-Services	Retirement	2008	1976	(9,997.62)
G380.00-Services	Retirement	1985	1972	(5,570.00)
G380.00-Services	Retirement	1979	1967	(5,571.00)

SDG&E
2024 GRC - APP
Depreciation

GRC Depr Study Transactional Data

hist acct	tran code	activity year	vintage	amount
G380.00-Services	Retirement	1995	1975	(6,283.00)
G380.00-Services	Retirement	1991	1981	(10,009.00)
G380.00-Services	Retirement	2017	1994	(6,286.41)
G380.00-Services	Retirement	1988	1978	(6,292.00)
G380.00-Services	Retirement	2017	1988	(10,017.09)
G380.00-Services	Retirement	2019	2016	(6,295.38)
G380.00-Services	Retirement	1995	1984	(10,018.00)
G380.00-Services	Retirement	1985	1963	(6,299.00)
G380.00-Services	Retirement	2020	2018	(6,299.43)
G380.00-Services	Retirement	1997	1988	(6,303.00)
G380.00-Services	Retirement	1977	1975	(10,023.00)
G380.00-Services	Retirement	2006	1977	(10,025.86)
G380.00-Services	Retirement	2005	1982	(6,316.12)
G380.00-Services	Retirement	2003	1993	(6,316.37)
G380.00-Services	Retirement	1990	1988	(11,555.00)
G380.00-Services	Retirement	1984	1962	(11,557.00)
G380.00-Services	Retirement	1955	1925	(6,321.00)
G380.00-Services	Retirement	1989	1955	(6,322.00)
G380.00-Services	Retirement	2006	2004	(6,324.24)
G380.00-Services	Retirement	1960	1923	(6,327.00)
G380.00-Services	Retirement	1980	1975	(11,577.00)
G380.00-Services	Retirement	1965	1951	(7,226.00)
G380.00-Services	Retirement	1988	1976	(7,242.00)
G380.00-Services	Retirement	1995	1983	(7,245.00)
G380.00-Services	Retirement	1989	1965	(7,250.00)
G380.00-Services	Retirement	2018	2003	(11,595.11)
G380.00-Services	Retirement	1953	1924	(7,253.00)
G380.00-Services	Retirement	1960	1925	(7,269.00)
G380.00-Services	Retirement	2005	1981	(11,611.20)
G380.00-Services	Retirement	2008	1978	(7,278.05)
G380.00-Services	Retirement	2009	1959	(3,010.97)
G380.00-Services	Retirement	1965	1938	(3,011.00)
G380.00-Services	Retirement	1981	1978	(11,614.00)
G380.00-Services	Retirement	1986	1946	(3,012.00)
G380.00-Services	Retirement	2006	1969	(3,013.34)
G380.00-Services	Retirement	1988	1966	(3,014.00)
G380.00-Services	Retirement	2015	1983	(11,620.89)
G380.00-Services	Retirement	1976	1954	(3,015.00)
G380.00-Services	Retirement	1948	1943	(3,015.00)
G380.00-Services	Retirement	2013	2003	(11,623.65)
G380.00-Services	Retirement	2014	1989	(11,628.63)
G380.00-Services	Retirement	1988	1964	(3,017.00)

SDG&E
2024 GRC - APP
Depreciation

GRC Depr Study Transactional Data

hist acct	tran code	activity year	vintage	amount
G380.00-Services	Retirement	1981	1971	(3,020.00)
G380.00-Services	Retirement	1981	1961	(3,023.00)
G380.00-Services	Retirement	1950	1930	(3,374.00)
G380.00-Services	Retirement	1949	1917	(224.00)
G380.00-Services	Retirement	1966	1926	(3,379.00)
G380.00-Services	Retirement	1958	1927	(3,382.00)
G380.00-Services	Retirement	1987	1963	(13,515.00)
G380.00-Services	Retirement	1954	1951	(3,386.00)
G380.00-Services	Retirement	1987	1971	(3,387.00)
G380.00-Services	Retirement	2020	2014	(13,531.03)
G380.00-Services	Retirement	1989	1949	(3,388.00)
G380.00-Services	Retirement	1971	1949	(3,388.00)
G380.00-Services	Retirement	1994	1957	(3,393.00)
G380.00-Services	Retirement	2007	1962	(3,397.23)
G380.00-Services	Retirement	1974	1929	(3,400.00)
G380.00-Services	Retirement	2004	1983	(13,578.43)
G380.00-Services	Retirement	1977	1925	(3,809.00)
G380.00-Services	Retirement	2005	1976	(13,582.43)
G380.00-Services	Retirement	2018	2011	(3,813.54)
G380.00-Services	Retirement	1993	1948	(3,815.00)
G380.00-Services	Retirement	2003	1989	(13,589.63)
G380.00-Services	Retirement	1994	1962	(3,817.00)
G380.00-Services	Retirement	2013	2005	(3,817.36)
G380.00-Services	Retirement	1987	1970	(3,818.00)
G380.00-Services	Retirement	1978	1961	(3,820.00)
G380.00-Services	Retirement	1986	1950	(3,820.00)
G380.00-Services	Retirement	2003	1962	(3,822.08)
G380.00-Services	Retirement	2015	1973	(3,825.09)
G380.00-Services	Retirement	1973	1960	(3,826.00)
G380.00-Services	Retirement	1991	1953	(3,828.00)
G380.00-Services	Retirement	1958	1947	(3,828.00)
G380.00-Services	Retirement	2000	1959	(3,830.28)
G380.00-Services	Retirement	1963	1925	(4,338.00)
G380.00-Services	Retirement	1950	1927	(4,340.00)
G380.00-Services	Retirement	2001	1971	(4,340.81)
G380.00-Services	Retirement	2005	1958	(4,343.83)
G380.00-Services	Retirement	1975	1967	(4,344.00)
G380.00-Services	Retirement	1958	1952	(4,344.00)
G380.00-Services	Retirement	1985	1951	(4,345.00)
G380.00-Services	Retirement	1989	1971	(4,347.00)
G380.00-Services	Retirement	1978	1962	(4,348.00)
G380.00-Services	Retirement	1982	1963	(4,350.00)

SDG&E
2024 GRC - APP
Depreciation

GRC Depr Study Transactional Data

hist acct	tran code	activity year	vintage	amount
G380.00-Services	Retirement	1978	1959	(4,351.00)
G380.00-Services	Retirement	1974	1953	(4,352.00)
G380.00-Services	Retirement	1989	1956	(4,358.00)
G380.00-Services	Retirement	2004	2002	(4,912.52)
G380.00-Services	Retirement	1974	1971	(4,916.00)
G380.00-Services	Retirement	1964	1959	(4,920.00)
G380.00-Services	Retirement	1986	1985	(46,780.00)
G380.00-Services	Retirement	1967	1954	(4,939.00)
G380.00-Services	Retirement	2008	1966	(4,939.92)
G380.00-Services	Retirement	1970	1963	(4,942.00)
G380.00-Services	Retirement	1986	1951	(4,943.00)
G380.00-Services	Retirement	1971	1965	(4,945.00)
G380.00-Services	Retirement	1970	1967	(5,580.00)
G380.00-Services	Retirement	1950	1929	(5,580.00)
G380.00-Services	Retirement	2008	1977	(5,582.12)
G380.00-Services	Retirement	2006	1966	(5,586.41)
G380.00-Services	Retirement	2001	1977	(5,589.96)
G380.00-Services	Retirement	2000	1972	(5,599.05)
G380.00-Services	Retirement	2017	1977	(5,601.61)
G380.00-Services	Retirement	2014	1984	(5,603.64)
G380.00-Services	Retirement	1976	1926	(5,605.00)
G380.00-Services	Retirement	1954	1930	(5,618.00)
G380.00-Services	Retirement	2007	1969	(5,619.47)
G380.00-Services	Retirement	1959	1953	(5,621.00)
G380.00-Services	Retirement	2015	1975	(6,338.61)
G380.00-Services	Retirement	2007	1986	(60,749.28)
G380.00-Services	Retirement	1996	1979	(6,347.00)
G380.00-Services	Retirement	2012	1984	(6,347.16)
G380.00-Services	Retirement	1989	1961	(6,352.00)
G380.00-Services	Retirement	1984	1966	(6,358.00)
G380.00-Services	Retirement	1995	1985	(6,380.00)
G380.00-Services	Retirement	2000	1981	(6,380.49)
G380.00-Services	Retirement	2015	1976	(6,385.58)
G380.00-Services	Retirement	1970	1968	(7,284.00)
G380.00-Services	Retirement	2008	2006	(7,285.62)
G380.00-Services	Retirement	1979	1970	(7,306.00)
G380.00-Services	Retirement	2010	1982	(7,308.35)
G380.00-Services	Retirement	2000	1991	(7,319.95)
G380.00-Services	Retirement	1979	1968	(7,324.00)
G380.00-Services	Retirement	1998	1996	(61,234.00)
G380.00-Services	Retirement	2018	1975	(7,328.50)
G380.00-Services	Retirement	2020	1989	(7,328.68)

SDG&E
2024 GRC - APP
Depreciation

GRC Depr Study Transactional Data

hist acct	tran code	activity year	vintage	amount
G380.00-Services	Retirement	2014	1922	(1.64)
G380.00-Services	Retirement	1975	1963	(3,032.00)
G380.00-Services	Retirement	1981	1967	(3,034.00)
G380.00-Services	Retirement	1976	1924	(3,035.00)
G380.00-Services	Retirement	1962	1956	(3,036.00)
G380.00-Services	Retirement	1979	1956	(3,041.00)
G380.00-Services	Retirement	1948	1929	(3,041.00)
G380.00-Services	Retirement	2014	1920	(1.89)
G380.00-Services	Retirement	1993	1946	(3,042.00)
G380.00-Services	Retirement	2019	1919	(1.99)
G380.00-Services	Retirement	1987	1982	(18,606.00)
G380.00-Services	Retirement	1987	1922	(2.00)
G380.00-Services	Retirement	1972	1917	(2.00)
G380.00-Services	Retirement	1983	1916	(2.00)
G380.00-Services	Retirement	1959	1932	(3,046.00)
G380.00-Services	Retirement	2017	1964	(3,402.45)
G380.00-Services	Retirement	1998	1961	(3,404.00)
G380.00-Services	Retirement	1992	1958	(3,404.00)
G380.00-Services	Retirement	1975	1956	(3,405.00)
G380.00-Services	Retirement	2008	1998	(3,406.65)
G380.00-Services	Retirement	1998	1977	(18,626.00)
G380.00-Services	Retirement	1992	1990	(18,631.00)
G380.00-Services	Retirement	1994	1968	(3,415.00)
G380.00-Services	Retirement	2020	1957	(3,415.92)
G380.00-Services	Retirement	1998	1982	(18,634.00)
G380.00-Services	Retirement	1982	1965	(3,418.00)
G380.00-Services	Retirement	1992	1980	(3,419.00)
G380.00-Services	Retirement	1968	1947	(3,420.00)
G380.00-Services	Retirement	1972	1952	(3,421.00)
G380.00-Services	Retirement	2000	1918	(2.13)
G380.00-Services	Retirement	1965	1948	(3,421.00)
G380.00-Services	Retirement	2000	1925	(2.25)
G380.00-Services	Retirement	2010	1937	(215.98)
G380.00-Services	Retirement	2002	1952	(3,428.71)
G380.00-Services	Retirement	2003	1949	(1,017.49)
G380.00-Services	Retirement	2007	1958	(3,837.75)
G380.00-Services	Retirement	1965	1962	(3,838.00)
G380.00-Services	Retirement	2004	1982	(3,838.59)
G380.00-Services	Retirement	1986	1943	(1,018.00)
G380.00-Services	Retirement	1983	1970	(3,848.00)
G380.00-Services	Retirement	1963	1958	(3,850.00)
G380.00-Services	Retirement	1958	1924	(3,850.00)

SDG&E
2024 GRC - APP
Depreciation

GRC Depr Study Transactional Data

hist acct	tran code	activity year	vintage	amount
G380.00-Services	Retirement	1977	1961	(3,852.00)
G380.00-Services	Retirement	1978	1958	(3,857.00)
G380.00-Services	Retirement	1958	1950	(3,859.00)
G380.00-Services	Retirement	1974	1943	(994.00)
G380.00-Services	Retirement	1970	1965	(4,363.00)
G380.00-Services	Retirement	2017	1979	(18,715.58)
G380.00-Services	Retirement	1962	1959	(4,364.00)
G380.00-Services	Retirement	1967	1951	(4,364.00)
G380.00-Services	Retirement	1970	1954	(4,366.00)
G380.00-Services	Retirement	1959	1948	(4,366.00)
G380.00-Services	Retirement	2016	2009	(4,368.73)
G380.00-Services	Retirement	1950	1923	(4,370.00)
G380.00-Services	Retirement	1961	1929	(4,374.00)
G380.00-Services	Retirement	2018	1993	(18,738.00)
G380.00-Services	Retirement	1972	1954	(4,376.00)
G380.00-Services	Retirement	2009	1994	(4,381.39)
G380.00-Services	Retirement	2013	2008	(1,558.44)
G380.00-Services	Retirement	2016	1938	(198.45)
G380.00-Services	Retirement	1997	1977	(4,387.00)
G380.00-Services	Retirement	1977	1969	(4,387.00)
G380.00-Services	Retirement	2010	1978	(4,387.29)
G380.00-Services	Retirement	1970	1958	(4,391.00)
G380.00-Services	Retirement	1966	1965	(4,952.00)
G380.00-Services	Retirement	1974	1928	(4,952.00)
G380.00-Services	Retirement	1996	1976	(4,956.00)
G380.00-Services	Retirement	2019	1975	(21,726.92)
G380.00-Services	Retirement	1977	1964	(4,959.00)
G380.00-Services	Retirement	2017	1979	(198.55)
G380.00-Services	Retirement	1958	1949	(4,963.00)
G380.00-Services	Retirement	1961	1923	(4,963.00)
G380.00-Services	Retirement	1991	1969	(4,966.00)
G380.00-Services	Retirement	1950	1928	(4,973.00)
G380.00-Services	Retirement	1975	1947	(4,977.00)
G380.00-Services	Retirement	1974	1927	(4,977.00)
G380.00-Services	Retirement	2006	1964	(4,977.56)
G380.00-Services	Retirement	1960	1918	(216.00)
G380.00-Services	Retirement	1966	1953	(4,982.00)
G380.00-Services	Retirement	1962	1943	(4,983.00)
G380.00-Services	Retirement	2003	1965	(5,632.76)
G380.00-Services	Retirement	1968	1957	(5,633.00)
G380.00-Services	Retirement	1981	1980	(21,807.00)
G380.00-Services	Retirement	2016	2003	(5,640.26)

SDG&E
2024 GRC - APP
Depreciation

GRC Depr Study Transactional Data

hist acct	tran code	activity year	vintage	amount
G380.00-Services	Retirement	1999	1972	(5,642.20)
G380.00-Services	Retirement	2001	1996	(5,644.61)
G380.00-Services	Retirement	2013	1989	(5,649.74)
G380.00-Services	Retirement	1956	1924	(5,652.00)
G380.00-Services	Retirement	1963	1952	(5,659.00)
G380.00-Services	Retirement	1975	1965	(5,661.00)
G380.00-Services	Retirement	1968	1954	(6,392.00)
G380.00-Services	Retirement	1967	1945	(943.00)
G380.00-Services	Retirement	1954	1929	(6,400.00)
G380.00-Services	Retirement	1997	1986	(6,403.00)
G380.00-Services	Retirement	1952	1927	(6,412.00)
G380.00-Services	Retirement	1984	1971	(6,413.00)
G380.00-Services	Retirement	1983	1971	(6,414.00)
G380.00-Services	Retirement	2010	1983	(6,416.89)
G380.00-Services	Retirement	2014	1990	(6,420.95)
G380.00-Services	Retirement	1961	1943	(6,426.00)
G380.00-Services	Retirement	1980	1953	(6,430.00)
G380.00-Services	Retirement	1983	1948	(2,730.00)
G380.00-Services	Retirement	1957	1931	(2,730.00)
G380.00-Services	Retirement	1979	1966	(2,731.00)
G380.00-Services	Retirement	1969	1949	(2,732.00)
G380.00-Services	Retirement	1981	1957	(2,735.00)
G380.00-Services	Retirement	1973	1945	(2,737.00)
G380.00-Services	Retirement	1990	1953	(2,738.00)
G380.00-Services	Retirement	2009	1955	(2,745.21)
G380.00-Services	Retirement	2018	1966	(2,747.15)
G380.00-Services	Retirement	1963	1930	(3,047.00)
G380.00-Services	Retirement	1993	1963	(3,049.00)
G380.00-Services	Retirement	1966	1938	(3,049.00)
G380.00-Services	Retirement	2016	1961	(3,049.22)
G380.00-Services	Retirement	1994	1950	(3,050.00)
G380.00-Services	Retirement	1977	1948	(3,053.00)
G380.00-Services	Retirement	2012	1998	(3,054.26)
G380.00-Services	Retirement	1974	1974	(3,056.00)
G380.00-Services	Retirement	1966	1963	(3,058.00)
G380.00-Services	Retirement	1962	1928	(3,062.00)
G380.00-Services	Retirement	2000	1988	(25,955.71)
G380.00-Services	Retirement	2017	1998	(3,064.91)
G380.00-Services	Retirement	1974	1959	(3,067.00)
G380.00-Services	Retirement	2002	1960	(3,068.04)
G380.00-Services	Retirement	1996	1955	(3,069.00)
G380.00-Services	Retirement	1993	1955	(3,433.00)

SDG&E
2024 GRC - APP
Depreciation

GRC Depr Study Transactional Data

hist acct	tran code	activity year	vintage	amount
G380.00-Services	Retirement	1987	1956	(3,434.00)
G380.00-Services	Retirement	1975	1957	(3,435.00)
G380.00-Services	Retirement	1956	1951	(3,435.00)
G380.00-Services	Retirement	1973	1926	(3,435.00)
G380.00-Services	Retirement	2013	1999	(3,437.47)
G380.00-Services	Retirement	2009	2002	(3,443.30)
G380.00-Services	Retirement	2005	1962	(3,444.44)
G380.00-Services	Retirement	2017	1968	(3,446.79)
G380.00-Services	Retirement	1993	1957	(3,448.00)
G380.00-Services	Retirement	1955	1931	(3,448.00)
G380.00-Services	Retirement	2005	1971	(3,449.64)
G380.00-Services	Retirement	1966	1925	(3,450.00)
G380.00-Services	Retirement	2014	1968	(3,451.58)
G380.00-Services	Retirement	1962	1923	(3,452.00)
G380.00-Services	Retirement	2018	2012	(26,060.86)
G380.00-Services	Retirement	1978	1955	(3,874.00)
G380.00-Services	Retirement	1963	1950	(3,877.00)
G380.00-Services	Retirement	1976	1973	(3,879.00)
G380.00-Services	Retirement	1951	1930	(3,885.00)
G380.00-Services	Retirement	1960	1949	(3,886.00)
G380.00-Services	Retirement	1962	1948	(3,886.00)
G380.00-Services	Retirement	2009	1976	(3,888.41)
G380.00-Services	Retirement	1978	1954	(3,893.00)
G380.00-Services	Retirement	1958	1929	(3,894.00)
G380.00-Services	Retirement	2012	1981	(3,894.24)
G380.00-Services	Retirement	1956	1930	(3,895.00)
G380.00-Services	Retirement	1990	1964	(3,896.00)
G380.00-Services	Retirement	2007	1963	(3,896.07)
G380.00-Services	Retirement	2014	1980	(4,395.46)
G380.00-Services	Retirement	1959	1949	(4,396.00)
G380.00-Services	Retirement	2007	1960	(4,399.93)
G380.00-Services	Retirement	1972	1964	(4,400.00)
G380.00-Services	Retirement	1980	1952	(4,400.00)
G380.00-Services	Retirement	1997	1985	(4,402.00)
G380.00-Services	Retirement	1957	1956	(4,405.00)
G380.00-Services	Retirement	1969	1961	(4,407.00)
G380.00-Services	Retirement	2007	1967	(4,408.92)
G380.00-Services	Retirement	1959	1956	(4,412.00)
G380.00-Services	Retirement	1957	1925	(4,414.00)
G380.00-Services	Retirement	1980	1966	(4,415.00)
G380.00-Services	Retirement	2008	1970	(4,415.76)
G380.00-Services	Retirement	1953	1922	(4,416.00)

SDG&E
2024 GRC - APP
Depreciation

GRC Depr Study Transactional Data

hist acct	tran code	activity year	vintage	amount
G380.00-Services	Retirement	2015	1937	(199.93)
G380.00-Services	Retirement	2003	2000	(4,421.30)
G380.00-Services	Retirement	1984	1959	(4,422.00)
G380.00-Services	Retirement	2011	1987	(4,424.44)
G380.00-Services	Retirement	1982	1972	(4,426.00)
G380.00-Services	Retirement	1958	1951	(4,426.00)
G380.00-Services	Retirement	1978	1972	(4,993.00)
G380.00-Services	Retirement	1992	1957	(4,994.00)
G380.00-Services	Retirement	1952	1928	(4,994.00)
G380.00-Services	Retirement	1966	1948	(4,996.00)
G380.00-Services	Retirement	1996	1975	(4,997.00)
G380.00-Services	Retirement	2002	1999	(5,000.32)
G380.00-Services	Retirement	1997	1929	(217.00)
G380.00-Services	Retirement	2013	1996	(31,011.98)
G380.00-Services	Retirement	1984	1970	(5,021.00)
G380.00-Services	Retirement	1969	1967	(5,024.00)
G380.00-Services	Retirement	1949	1924	(5,024.00)
G380.00-Services	Retirement	1997	1995	(5,670.00)
G380.00-Services	Retirement	2001	1974	(5,670.09)
G380.00-Services	Retirement	2006	1980	(5,677.10)
G380.00-Services	Retirement	1964	1951	(5,679.00)
G380.00-Services	Retirement	1996	1969	(5,680.00)
G380.00-Services	Retirement	1983	1961	(5,682.00)
G380.00-Services	Retirement	1965	1953	(5,685.00)
G380.00-Services	Retirement	2011	1985	(5,694.99)
G380.00-Services	Retirement	1994	1977	(5,695.00)
G380.00-Services	Retirement	2003	1984	(5,699.20)
G380.00-Services	Retirement	1982	1961	(5,700.00)
G380.00-Services	Retirement	1959	1952	(5,701.00)
G380.00-Services	Retirement	2013	1975	(5,703.99)
G380.00-Services	Retirement	1984	1973	(5,705.00)
G380.00-Services	Retirement	2005	1980	(6,437.29)
G380.00-Services	Retirement	1978	1973	(6,457.00)
G380.00-Services	Retirement	2016	1990	(31,152.96)
G380.00-Services	Retirement	2009	1944	(209.20)
G380.00-Services	Retirement	2001	1984	(6,472.34)
G380.00-Services	Retirement	1979	1925	(6,474.00)
G380.00-Services	Retirement	1992	1976	(6,487.00)
G380.00-Services	Retirement	2003	1936	(209.35)
G380.00-Services	Retirement	1990	1952	(2,751.00)
G380.00-Services	Retirement	1971	1947	(2,751.00)
G380.00-Services	Retirement	1961	1940	(2,758.00)

SDG&E
2024 GRC - APP
Depreciation

GRC Depr Study Transactional Data

hist acct	tran code	activity year	vintage	amount
G380.00-Services	Retirement	2008	1961	(2,759.67)
G380.00-Services	Retirement	1963	1938	(2,760.00)
G380.00-Services	Retirement	1961	1930	(2,760.00)
G380.00-Services	Retirement	2000	1955	(2,760.60)
G380.00-Services	Retirement	1969	1926	(2,761.00)
G380.00-Services	Retirement	1988	1970	(2,763.00)
G380.00-Services	Retirement	2009	1999	(1,018.62)
G380.00-Services	Retirement	1975	1958	(2,765.00)
G380.00-Services	Retirement	2003	1977	(2,765.73)
G380.00-Services	Retirement	2005	1948	(2,768.50)
G380.00-Services	Retirement	1967	1963	(2,769.00)
G380.00-Services	Retirement	1957	1946	(3,071.00)
G380.00-Services	Retirement	2019	1987	(38,024.26)
G380.00-Services	Retirement	2019	2009	(3,071.11)
G380.00-Services	Retirement	1954	1935	(3,077.00)
G380.00-Services	Retirement	1985	1947	(3,080.00)
G380.00-Services	Retirement	1978	1970	(3,082.00)
G380.00-Services	Retirement	1961	1931	(3,084.00)
G380.00-Services	Retirement	1976	1957	(3,085.00)
G380.00-Services	Retirement	2004	1978	(3,087.08)
G380.00-Services	Retirement	1992	1967	(3,088.00)
G380.00-Services	Retirement	2000	1969	(3,088.74)
G380.00-Services	Retirement	1990	1954	(3,089.00)
G380.00-Services	Retirement	1993	1951	(3,089.00)
G380.00-Services	Retirement	2006	1957	(3,089.98)
G380.00-Services	Retirement	2010	2004	(3,090.21)
G380.00-Services	Retirement	2002	1955	(3,091.60)
G380.00-Services	Retirement	1970	1951	(3,454.00)
G380.00-Services	Retirement	1963	1963	(3,459.00)
G380.00-Services	Retirement	1976	1967	(3,462.00)
G380.00-Services	Retirement	1960	1956	(3,462.00)
G380.00-Services	Retirement	2013	1979	(3,462.99)
G380.00-Services	Retirement	1977	1956	(3,466.00)
G380.00-Services	Retirement	2018	1998	(3,466.29)
G380.00-Services	Retirement	2016	1953	(3,469.22)
G380.00-Services	Retirement	1948	1927	(3,470.00)
G380.00-Services	Retirement	2003	1994	(38,231.95)
G380.00-Services	Retirement	1967	1950	(3,471.00)
G380.00-Services	Retirement	1984	1983	(38,234.00)
G380.00-Services	Retirement	1956	1947	(3,472.00)
G380.00-Services	Retirement	1992	1975	(3,473.00)
G380.00-Services	Retirement	2007	1957	(3,901.05)

SDG&E
2024 GRC - APP
Depreciation

GRC Depr Study Transactional Data

hist acct	tran code	activity year	vintage	amount
G380.00-Services	Retirement	1983	1962	(3,902.00)
G380.00-Services	Retirement	1963	1962	(3,902.00)
G380.00-Services	Retirement	2002	1961	(3,902.50)
G380.00-Services	Retirement	2000	1970	(3,905.46)
G380.00-Services	Retirement	1970	1955	(3,906.00)
G380.00-Services	Retirement	1959	1941	(3,907.00)
G380.00-Services	Retirement	1973	1958	(3,911.00)
G380.00-Services	Retirement	2019	1968	(3,915.63)
G380.00-Services	Retirement	2007	2006	(3,916.10)
G380.00-Services	Retirement	2005	1959	(3,916.34)
G380.00-Services	Retirement	1997	1957	(3,918.00)
G380.00-Services	Retirement	1979	1935	(3,919.00)
G380.00-Services	Retirement	1976	1976	(3,921.00)
G380.00-Services	Retirement	1993	1959	(3,922.00)
G380.00-Services	Retirement	2010	1989	(3,930.32)
G380.00-Services	Retirement	1999	1957	(4,436.73)
G380.00-Services	Retirement	1968	1963	(4,443.00)
G380.00-Services	Retirement	1967	1958	(4,448.00)
G380.00-Services	Retirement	2007	1968	(4,450.79)
G380.00-Services	Retirement	1962	1951	(4,454.00)
G380.00-Services	Retirement	1962	1950	(4,455.00)
G380.00-Services	Retirement	1977	1953	(4,457.00)
G380.00-Services	Retirement	1994	1967	(1,027.00)
G380.00-Services	Retirement	1959	1946	(4,461.00)
G380.00-Services	Retirement	2001	1992	(5,028.53)
G380.00-Services	Retirement	1961	1925	(5,034.00)
G380.00-Services	Retirement	2017	2010	(5,035.33)
G380.00-Services	Retirement	1984	1955	(5,038.00)
G380.00-Services	Retirement	2000	1961	(1,558.70)
G380.00-Services	Retirement	1969	1962	(5,043.00)
G380.00-Services	Retirement	1956	1953	(5,045.00)
G380.00-Services	Retirement	2004	1981	(5,045.48)
G380.00-Services	Retirement	1959	1926	(5,048.00)
G380.00-Services	Retirement	1997	1943	(211.00)
G380.00-Services	Retirement	1999	1970	(5,053.46)
G380.00-Services	Retirement	1982	1953	(5,055.00)
G380.00-Services	Retirement	1960	1953	(5,710.00)
G380.00-Services	Retirement	2000	1976	(5,710.98)
G380.00-Services	Retirement	1992	1972	(5,722.00)
G380.00-Services	Retirement	1993	1975	(5,726.00)
G380.00-Services	Retirement	2014	1967	(5,728.92)
G380.00-Services	Retirement	1956	1925	(5,730.00)

SDG&E
2024 GRC - APP
Depreciation

GRC Depr Study Transactional Data

hist acct	tran code	activity year	vintage	amount
G380.00-Services	Retirement	1979	1955	(5,740.00)
G380.00-Services	Retirement	1996	1972	(5,744.00)
G380.00-Services	Retirement	2016	2007	(5,745.48)
G380.00-Services	Retirement	2008	2004	(5,745.69)
G380.00-Services	Retirement	1964	1953	(5,749.00)
G380.00-Services	Retirement	2001	1987	(5,751.85)
G380.00-Services	Retirement	2016	1982	(5,752.63)
G380.00-Services	Retirement	2017	1978	(155.26)
G380.00-Services	Retirement	2014	2001	(155.50)
G380.00-Services	Retirement	2020	1942	(155.71)
G380.00-Services	Retirement	2005	1929	(155.75)
G380.00-Services	Retirement	1993	1933	(156.00)
G380.00-Services	Retirement	2011	1942	(156.17)
G380.00-Services	Retirement	2004	1931	(156.22)
G380.00-Services	Retirement	2008	1933	(156.97)
G380.00-Services	Retirement	2012	1921	(5.08)
G380.00-Services	Retirement	2013	1917	(5.11)
G380.00-Services	Retirement	2019	1991	(18,786.92)
G380.00-Services	Retirement	2017	1943	(18.70)
G380.00-Services	Retirement	2010	1933	(18.84)
G380.00-Services	Retirement	2006	1921	(18.98)
G380.00-Services	Retirement	1971	1918	(19.00)
G380.00-Services	Retirement	1964	1935	(1,032.00)
G380.00-Services	Retirement	2003	1932	(34.89)
G380.00-Services	Retirement	2001	1950	(1,558.46)
G380.00-Services	Retirement	1988	1927	(35.00)
G380.00-Services	Retirement	1980	1922	(35.00)
G380.00-Services	Retirement	1972	1918	(35.00)
G380.00-Services	Retirement	2008	1932	(52.83)
G380.00-Services	Retirement	2017	1951	(52.89)
G380.00-Services	Retirement	2019	1933	(73.06)
G380.00-Services	Retirement	1994	1943	(75.00)
G380.00-Services	Retirement	1987	1928	(98.00)
G380.00-Services	Retirement	1997	1933	(99.00)
G380.00-Services	Retirement	1975	1917	(99.00)
G380.00-Services	Retirement	2019	1971	(22,055.08)
G380.00-Services	Retirement	2005	1932	(219.15)
G380.00-Services	Retirement	2011	1937	(125.49)
G380.00-Services	Retirement	1990	1927	(126.00)
G380.00-Services	Retirement	2009	1945	(219.81)
G380.00-Services	Retirement	2017	1999	(946.89)
G380.00-Services	Retirement	2007	1931	(157.44)

SDG&E
2024 GRC - APP
Depreciation

GRC Depr Study Transactional Data

hist acct	tran code	activity year	vintage	amount
G380.00-Services	Retirement	2012	1963	(1,019.93)
G380.00-Services	Retirement	2015	1940	(158.00)
G380.00-Services	Retirement	1994	1936	(220.00)
G380.00-Services	Retirement	1982	1939	(947.00)
G380.00-Services	Retirement	1993	1926	(6.00)
G380.00-Services	Retirement	1970	1919	(6.00)
G380.00-Services	Retirement	1989	1916	(6.00)
G380.00-Services	Retirement	1987	1916	(6.00)
G380.00-Services	Retirement	2017	1963	(6.01)
G380.00-Services	Retirement	2016	1930	(6.38)
G380.00-Services	Retirement	1992	1925	(20.00)
G380.00-Services	Retirement	1973	1917	(20.00)
G380.00-Services	Retirement	2004	1932	(35.39)
G380.00-Services	Retirement	2019	1924	(35.40)
G380.00-Services	Retirement	2012	1925	(35.94)
G380.00-Services	Retirement	2016	1979	(26,308.29)
G380.00-Services	Retirement	1985	1922	(36.00)
G380.00-Services	Retirement	1970	1918	(36.00)
G380.00-Services	Retirement	1967	1917	(36.00)
G380.00-Services	Retirement	2018	1928	(53.40)
G380.00-Services	Retirement	2012	1935	(53.42)
G380.00-Services	Retirement	1988	1932	(54.00)
G380.00-Services	Retirement	2019	1979	(26,392.59)
G380.00-Services	Retirement	2017	1972	(54.55)
G380.00-Services	Retirement	2012	1943	(54.62)
G380.00-Services	Retirement	2009	1935	(75.25)
G380.00-Services	Retirement	2017	1929	(75.54)
G380.00-Services	Retirement	2005	1935	(220.06)
G380.00-Services	Retirement	2017	1957	(99.96)
G380.00-Services	Retirement	1990	1926	(948.00)
G380.00-Services	Retirement	2018	1971	(31,270.34)
G380.00-Services	Retirement	2020	1985	(31,411.81)
G380.00-Services	Retirement	1995	1922	(128.00)
G380.00-Services	Retirement	1958	1917	(128.00)
G380.00-Services	Retirement	2002	1943	(159.12)
G380.00-Services	Retirement	2013	1931	(159.30)
G380.00-Services	Retirement	2002	1934	(159.39)
G380.00-Services	Retirement	2006	1933	(159.88)
G380.00-Services	Retirement	1968	1919	(160.00)
G380.00-Services	Retirement	1954	1917	(160.00)
G380.00-Services	Retirement	2002	1942	(160.63)
G380.00-Services	Retirement	1979	1973	(31,545.00)

SDG&E
2024 GRC - APP
Depreciation

GRC Depr Study Transactional Data

hist acct	tran code	activity year	vintage	amount
G380.00-Services	Retirement	2007	1975	(38,270.27)
G380.00-Services	Retirement	1996	1924	(7.00)
G380.00-Services	Retirement	1981	1921	(7.00)
G380.00-Services	Retirement	1987	1935	(225.00)
G380.00-Services	Retirement	1981	1933	(225.00)
G380.00-Services	Retirement	2016	1931	(20.01)
G380.00-Services	Retirement	2001	1927	(20.02)
G380.00-Services	Retirement	2010	1934	(20.13)
G380.00-Services	Retirement	2009	1932	(20.44)
G380.00-Services	Retirement	2017	1944	(20.64)
G380.00-Services	Retirement	1996	1929	(225.00)
G380.00-Services	Retirement	2020	1935	(20.75)
G380.00-Services	Retirement	2019	2012	(38,475.89)
G380.00-Services	Retirement	1993	1922	(21.00)
G380.00-Services	Retirement	1980	1941	(949.00)
G380.00-Services	Retirement	2005	1917	(36.11)
G380.00-Services	Retirement	2013	1933	(36.12)
G380.00-Services	Retirement	2017	1939	(36.22)
G380.00-Services	Retirement	2016	1943	(36.25)
G380.00-Services	Retirement	2017	1931	(36.51)
G380.00-Services	Retirement	2015	1931	(36.88)
G380.00-Services	Retirement	1996	1934	(37.00)
G380.00-Services	Retirement	1992	1923	(37.00)
G380.00-Services	Retirement	1970	1917	(37.00)
G380.00-Services	Retirement	1991	1933	(56.00)
G380.00-Services	Retirement	2013	1930	(77.00)
G380.00-Services	Retirement	2006	1931	(77.57)
G380.00-Services	Retirement	2010	1965	(999.40)
G380.00-Services	Retirement	2004	1942	(1,020.71)
G380.00-Services	Retirement	1966	1919	(102.00)
G380.00-Services	Retirement	1964	1921	(1,036.00)
G380.00-Services	Retirement	1997	1931	(129.00)
G380.00-Services	Retirement	1976	1919	(129.00)
G380.00-Services	Retirement	2017	1943	(129.72)
G380.00-Services	Retirement	1980	1920	(130.00)
G380.00-Services	Retirement	1956	1917	(130.00)
G380.00-Services	Retirement	1985	1984	(48,390.00)
G380.00-Services	Retirement	1982	1922	(163.00)
G380.00-Services	Retirement	1999	1925	(7.02)
G380.00-Services	Retirement	2018	1934	(7.05)
G380.00-Services	Retirement	2010	1922	(7.63)
G380.00-Services	Retirement	1965	1943	(1,028.00)

GRC Depr Study Transactional Data

hist acct	tran code	activity year	vintage	amount
G380.00-Services	Retirement	1979	1919	(8.00)
G380.00-Services	Retirement	2010	1921	(21.86)
G380.00-Services	Retirement	2001	1929	(21.87)
G380.00-Services	Retirement	1967	1919	(22.00)
G380.00-Services	Retirement	1966	1916	(22.00)
G380.00-Services	Retirement	1952	1944	(823.00)
G380.00-Services	Retirement	2016	1927	(37.38)
G380.00-Services	Retirement	2020	1936	(37.49)
G380.00-Services	Retirement	2014	1931	(37.51)
G380.00-Services	Retirement	1950	1942	(824.00)
G380.00-Services	Retirement	2019	1920	(37.70)
G380.00-Services	Retirement	2010	1944	(37.74)
G380.00-Services	Retirement	1994	1935	(38.00)
G380.00-Services	Retirement	1991	1921	(38.00)
G380.00-Services	Retirement	1983	1920	(38.00)
G380.00-Services	Retirement	1966	1918	(38.00)
G380.00-Services	Retirement	2014	1941	(824.43)
G380.00-Services	Retirement	1991	1926	(1,037.00)
G380.00-Services	Retirement	1997	1934	(57.00)
G380.00-Services	Retirement	1981	1942	(794.00)
G380.00-Services	Retirement	1993	1929	(794.00)
G380.00-Services	Retirement	2020	1945	(77.68)
G380.00-Services	Retirement	2007	1943	(77.75)
G380.00-Services	Retirement	1965	1917	(79.00)
G380.00-Services	Retirement	2010	1950	(1,037.62)
G380.00-Services	Retirement	1980	1943	(103.00)
G380.00-Services	Retirement	1981	1923	(103.00)
G380.00-Services	Retirement	1997	1947	(796.00)
G380.00-Services	Retirement	1992	1928	(796.00)
G380.00-Services	Retirement	2015	1935	(103.96)
G380.00-Services	Retirement	1985	1928	(227.00)
G380.00-Services	Retirement	1978	1918	(227.00)
G380.00-Services	Retirement	1991	1934	(131.00)
G380.00-Services	Retirement	1973	1918	(131.00)
G380.00-Services	Retirement	1983	1925	(798.00)
G380.00-Services	Retirement	2018	1944	(131.69)
G380.00-Services	Retirement	1998	1937	(1,038.00)
G380.00-Services	Retirement	1985	1930	(132.00)
G380.00-Services	Retirement	2005	1943	(164.90)
G380.00-Services	Retirement	1951	1933	(836.00)
G380.00-Services	Retirement	1997	1935	(166.00)
G380.00-Services	Retirement	1972	1921	(166.00)

SDG&E
2024 GRC - APP
Depreciation

GRC Depr Study Transactional Data

hist acct	tran code	activity year	vintage	amount
G380.00-Services	Retirement	1957	1916	(166.00)
G380.00-Services	Retirement	1980	1942	(837.00)
G380.00-Services	Retirement	2020	2016	(1,021.09)
G380.00-Services	Retirement	2017	1949	(8.15)
G380.00-Services	Retirement	2014	1930	(8.73)
G380.00-Services	Retirement	2000	2000	(8.80)
G380.00-Services	Retirement	2017	1971	(8.87)
G380.00-Services	Retirement	1990	1922	(9.00)
G380.00-Services	Retirement	1994	1919	(9.00)
G380.00-Services	Retirement	1984	1918	(9.00)
G380.00-Services	Retirement	1983	1917	(9.00)
G380.00-Services	Retirement	2018	1930	(22.08)
G380.00-Services	Retirement	1969	1918	(23.00)
G380.00-Services	Retirement	2017	1966	(804.11)
G380.00-Services	Retirement	2011	1923	(38.19)
G380.00-Services	Retirement	2017	1959	(38.37)
G380.00-Services	Retirement	2011	1930	(38.77)
G380.00-Services	Retirement	2012	1967	(1,021.70)
G380.00-Services	Retirement	1987	1941	(805.00)
G380.00-Services	Retirement	1995	1925	(39.00)
G380.00-Services	Retirement	1951	1934	(805.00)
G380.00-Services	Retirement	1988	1971	(806.00)
G380.00-Services	Retirement	1969	1919	(58.00)
G380.00-Services	Retirement	1983	1937	(807.00)
G380.00-Services	Retirement	2000	1946	(1,039.53)
G380.00-Services	Retirement	2014	1937	(80.23)
G380.00-Services	Retirement	2002	1926	(80.39)
G380.00-Services	Retirement	2010	1936	(80.46)
G380.00-Services	Retirement	2003	1944	(809.36)
G380.00-Services	Retirement	2003	1929	(104.18)
G380.00-Services	Retirement	2006	1930	(104.47)
G380.00-Services	Retirement	2010	2005	(846.57)
G380.00-Services	Retirement	1987	1921	(105.00)
G380.00-Services	Retirement	2017	1960	(132.10)
G380.00-Services	Retirement	2003	1930	(132.87)
G380.00-Services	Retirement	2013	1923	(132.98)
G380.00-Services	Retirement	2009	1926	(133.58)
G380.00-Services	Retirement	2000	1942	(166.22)
G380.00-Services	Retirement	2012	1930	(166.94)
G380.00-Services	Retirement	1978	1929	(851.00)
G380.00-Services	Retirement	1990	1928	(168.00)
G380.00-Services	Retirement	2015	1926	(9.02)

SDG&E
2024 GRC - APP
Depreciation

GRC Depr Study Transactional Data

hist acct	tran code	activity year	vintage	amount
G380.00-Services	Retirement	2014	1926	(9.02)
G380.00-Services	Retirement	2015	1927	(9.34)
G380.00-Services	Retirement	1950	1933	(811.00)
G380.00-Services	Retirement	1983	1941	(1,041.00)
G380.00-Services	Retirement	2012	1950	(812.09)
G380.00-Services	Retirement	1984	1942	(813.00)
G380.00-Services	Retirement	1967	1933	(944.00)
G380.00-Services	Retirement	2018	1936	(39.33)
G380.00-Services	Retirement	2013	1943	(39.93)
G380.00-Services	Retirement	1995	1936	(222.00)
G380.00-Services	Retirement	1990	1966	(2,464.00)
G380.00-Services	Retirement	2003	1956	(2,464.32)
G380.00-Services	Retirement	1970	1950	(2,465.00)
G380.00-Services	Retirement	1980	1937	(814.00)
G380.00-Services	Retirement	1977	1933	(2,468.00)
G380.00-Services	Retirement	2009	1964	(2,469.49)
G380.00-Services	Retirement	1965	1931	(2,470.00)
G380.00-Services	Retirement	1955	1940	(2,471.00)
G380.00-Services	Retirement	1973	1946	(2,472.00)
G380.00-Services	Retirement	2010	1995	(2,472.07)
G380.00-Services	Retirement	1988	1951	(2,473.00)
G380.00-Services	Retirement	1977	1945	(2,473.00)
G380.00-Services	Retirement	1998	1950	(2,474.00)
G380.00-Services	Retirement	1978	1956	(2,476.00)
G380.00-Services	Retirement	2009	2005	(2,476.43)
G380.00-Services	Retirement	2006	1952	(2,480.89)
G380.00-Services	Retirement	1976	1931	(1,063.00)
G380.00-Services	Retirement	1975	1918	(59.00)
G380.00-Services	Retirement	1965	1933	(1,069.00)
G380.00-Services	Retirement	1951	1950	(1,070.00)
G380.00-Services	Retirement	2014	1935	(59.35)
G380.00-Services	Retirement	2018	1954	(1,207.09)
G380.00-Services	Retirement	2015	1929	(59.39)
G380.00-Services	Retirement	2010	1981	(785.06)
G380.00-Services	Retirement	1969	1938	(1,209.00)
G380.00-Services	Retirement	2011	1968	(1,210.93)
G380.00-Services	Retirement	2009	1961	(1,358.08)
G380.00-Services	Retirement	2015	1954	(1,358.20)
G380.00-Services	Retirement	1991	1946	(1,359.00)
G380.00-Services	Retirement	1950	1938	(1,362.00)
G380.00-Services	Retirement	1967	1936	(1,365.00)
G380.00-Services	Retirement	2012	1917	(81.25)

SDG&E
2024 GRC - APP
Depreciation

GRC Depr Study Transactional Data

hist acct	tran code	activity year	vintage	amount
G380.00-Services	Retirement	2014	1929	(227.75)
G380.00-Services	Retirement	1961	1942	(1,368.00)
G380.00-Services	Retirement	1963	1921	(1,541.00)
G380.00-Services	Retirement	1974	1916	(82.00)
G380.00-Services	Retirement	1990	1946	(1,542.00)
G380.00-Services	Retirement	1972	1946	(1,542.00)
G380.00-Services	Retirement	2013	2000	(1,543.44)
G380.00-Services	Retirement	2015	2001	(1,544.28)
G380.00-Services	Retirement	1976	1937	(1,548.00)
G380.00-Services	Retirement	2015	1963	(1,548.28)
G380.00-Services	Retirement	2020	2008	(1,548.29)
G380.00-Services	Retirement	1949	1946	(1,549.00)
G380.00-Services	Retirement	2016	1944	(105.15)
G380.00-Services	Retirement	1974	1942	(1,550.00)
G380.00-Services	Retirement	1971	1926	(1,551.00)
G380.00-Services	Retirement	2010	1942	(105.42)
G380.00-Services	Retirement	2011	1944	(105.54)
G380.00-Services	Retirement	1953	1950	(1,734.00)
G380.00-Services	Retirement	2016	1954	(1,734.95)
G380.00-Services	Retirement	1965	1940	(1,736.00)
G380.00-Services	Retirement	2000	1954	(1,736.86)
G380.00-Services	Retirement	2006	2001	(1,737.24)
G380.00-Services	Retirement	2017	1951	(1,738.43)
G380.00-Services	Retirement	1997	1955	(1,740.00)
G380.00-Services	Retirement	1978	1926	(1,746.00)
G380.00-Services	Retirement	2017	1935	(106.39)
G380.00-Services	Retirement	2005	2004	(1,746.80)
G380.00-Services	Retirement	2000	1936	(106.57)
G380.00-Services	Retirement	1996	1951	(1,960.00)
G380.00-Services	Retirement	1991	1949	(1,960.00)
G380.00-Services	Retirement	2008	1936	(106.90)
G380.00-Services	Retirement	2017	1961	(1,961.23)
G380.00-Services	Retirement	1981	1959	(1,965.00)
G380.00-Services	Retirement	1978	1947	(1,966.00)
G380.00-Services	Retirement	2009	1967	(1,967.42)
G380.00-Services	Retirement	1974	1937	(2,207.00)
G380.00-Services	Retirement	1972	1951	(2,208.00)
G380.00-Services	Retirement	1965	1923	(2,210.00)
G380.00-Services	Retirement	1948	1921	(2,213.00)
G380.00-Services	Retirement	1978	1933	(789.00)
G380.00-Services	Retirement	1957	1923	(2,216.00)
G380.00-Services	Retirement	2020	1939	(135.12)

SDG&E
2024 GRC - APP
Depreciation

GRC Depr Study Transactional Data

hist acct	tran code	activity year	vintage	amount
G380.00-Services	Retirement	1982	1955	(2,217.00)
G380.00-Services	Retirement	2011	2000	(2,218.12)
G380.00-Services	Retirement	2008	1967	(2,484.36)
G380.00-Services	Retirement	2017	2016	(2,485.33)
G380.00-Services	Retirement	1991	1962	(2,486.00)
G380.00-Services	Retirement	1965	1929	(2,489.00)
G380.00-Services	Retirement	1983	1952	(2,490.00)
G380.00-Services	Retirement	1976	1928	(2,490.00)
G380.00-Services	Retirement	1984	1929	(944.00)
G380.00-Services	Retirement	1993	1969	(2,492.00)
G380.00-Services	Retirement	1981	1962	(2,492.00)
G380.00-Services	Retirement	1954	1939	(2,492.00)
G380.00-Services	Retirement	1999	1956	(2,492.02)
G380.00-Services	Retirement	1991	1947	(2,493.00)
G380.00-Services	Retirement	1956	1937	(2,493.00)
G380.00-Services	Retirement	1974	1956	(2,494.00)
G380.00-Services	Retirement	1959	1959	(2,496.00)
G380.00-Services	Retirement	1983	1957	(2,496.00)
G380.00-Services	Retirement	2000	1960	(2,497.48)
G380.00-Services	Retirement	2008	1954	(2,498.79)
G380.00-Services	Retirement	2016	1965	(2,500.65)
G380.00-Services	Retirement	1956	1940	(2,501.00)
G380.00-Services	Retirement	1963	1937	(2,501.00)
G380.00-Services	Retirement	2002	1982	(2,501.23)
G380.00-Services	Retirement	1967	1937	(1,070.00)
G380.00-Services	Retirement	1970	1940	(1,071.00)
G380.00-Services	Retirement	2018	1963	(1,071.39)
G380.00-Services	Retirement	2019	1943	(168.91)
G380.00-Services	Retirement	1948	1942	(1,073.00)
G380.00-Services	Retirement	1978	1919	(169.00)
G380.00-Services	Retirement	2017	2006	(1,073.96)
G380.00-Services	Retirement	1948	1945	(1,074.00)
G380.00-Services	Retirement	1992	1941	(1,075.00)
G380.00-Services	Retirement	1972	1939	(1,076.00)
G380.00-Services	Retirement	1947	1936	(1,077.00)
G380.00-Services	Retirement	1947	1937	(1,213.00)
G380.00-Services	Retirement	2017	1948	(827.77)
G380.00-Services	Retirement	2008	1942	(169.01)
G380.00-Services	Retirement	2014	2008	(1,215.41)
G380.00-Services	Retirement	1962	1933	(1,216.00)
G380.00-Services	Retirement	2009	1948	(1,216.08)
G380.00-Services	Retirement	2020	1952	(1,218.94)

SDG&E
2024 GRC - APP
Depreciation

GRC Depr Study Transactional Data

hist acct	tran code	activity year	vintage	amount
G380.00-Services	Retirement	1994	1944	(1,219.00)
G380.00-Services	Retirement	1955	1920	(1,220.00)
G380.00-Services	Retirement	2002	1928	(1,221.09)
G380.00-Services	Retirement	1996	1948	(1,223.00)
G380.00-Services	Retirement	1958	1935	(1,370.00)
G380.00-Services	Retirement	2016	1955	(1,371.06)
G380.00-Services	Retirement	1969	1929	(1,374.00)
G380.00-Services	Retirement	1986	1925	(1,375.00)
G380.00-Services	Retirement	2018	2016	(828.92)
G380.00-Services	Retirement	1964	1932	(1,378.00)
G380.00-Services	Retirement	1953	1945	(1,380.00)
G380.00-Services	Retirement	1952	1945	(1,380.00)
G380.00-Services	Retirement	1978	1928	(1,380.00)
G380.00-Services	Retirement	2014	2012	(1,380.54)
G380.00-Services	Retirement	1981	1949	(1,555.00)
G380.00-Services	Retirement	2006	1925	(10.48)
G380.00-Services	Retirement	2019	1937	(829.50)
G380.00-Services	Retirement	1989	1944	(1,558.00)
G380.00-Services	Retirement	1970	1927	(1,558.00)
G380.00-Services	Retirement	2005	1923	(10.58)
G380.00-Services	Retirement	1976	1929	(1,559.00)
G380.00-Services	Retirement	1998	1948	(1,747.00)
G380.00-Services	Retirement	1968	1945	(1,747.00)
G380.00-Services	Retirement	1988	1956	(1,748.00)
G380.00-Services	Retirement	1947	1946	(1,749.00)
G380.00-Services	Retirement	2017	2013	(830.67)
G380.00-Services	Retirement	2013	1958	(1,753.82)
G380.00-Services	Retirement	1974	1945	(1,755.00)
G380.00-Services	Retirement	2010	1970	(1,756.91)
G380.00-Services	Retirement	2002	1947	(1,757.68)
G380.00-Services	Retirement	1973	1941	(1,758.00)
G380.00-Services	Retirement	1963	1946	(1,976.00)
G380.00-Services	Retirement	1961	1945	(1,979.00)
G380.00-Services	Retirement	2003	1953	(1,979.10)
G380.00-Services	Retirement	1990	1948	(1,980.00)
G380.00-Services	Retirement	1956	1931	(1,980.00)
G380.00-Services	Retirement	1997	1965	(1,983.00)
G380.00-Services	Retirement	2018	1960	(1,983.65)
G380.00-Services	Retirement	2017	1967	(1,984.60)
G380.00-Services	Retirement	1960	1935	(1,987.00)
G380.00-Services	Retirement	1995	1957	(1,990.00)
G380.00-Services	Retirement	1947	1930	(1,990.00)

SDG&E
2024 GRC - APP
Depreciation

GRC Depr Study Transactional Data

hist acct	tran code	activity year	vintage	amount
G380.00-Services	Retirement	1961	1960	(2,223.00)
G380.00-Services	Retirement	1998	1964	(2,225.00)
G380.00-Services	Retirement	1999	1927	(40.71)
G380.00-Services	Retirement	2019	1962	(2,228.47)
G380.00-Services	Retirement	1971	1946	(2,229.00)
G380.00-Services	Retirement	1998	1955	(2,231.00)
G380.00-Services	Retirement	1957	1945	(2,231.00)
G380.00-Services	Retirement	1989	1925	(41.00)
G380.00-Services	Retirement	1967	1918	(41.00)
G380.00-Services	Retirement	1969	1969	(2,234.00)
G380.00-Services	Retirement	1958	1940	(2,234.00)
G380.00-Services	Retirement	1996	1966	(2,235.00)
G380.00-Services	Retirement	1992	1963	(2,235.00)
G380.00-Services	Retirement	2019	1947	(2,235.49)
G380.00-Services	Retirement	1956	1936	(2,236.00)
G380.00-Services	Retirement	2004	1955	(2,506.59)
G380.00-Services	Retirement	1996	1967	(2,511.00)
G380.00-Services	Retirement	1976	1946	(2,511.00)
G380.00-Services	Retirement	1998	1927	(60.00)
G380.00-Services	Retirement	1990	1962	(2,514.00)
G380.00-Services	Retirement	1975	1925	(2,514.00)
G380.00-Services	Retirement	1982	1948	(2,516.00)
G380.00-Services	Retirement	2003	1961	(2,517.02)
G380.00-Services	Retirement	1971	1944	(1,078.00)
G380.00-Services	Retirement	1980	1925	(1,079.00)
G380.00-Services	Retirement	2011	1957	(1,079.57)
G380.00-Services	Retirement	1972	1928	(1,080.00)
G380.00-Services	Retirement	2010	1961	(1,080.46)
G380.00-Services	Retirement	2017	2001	(1,081.81)
G380.00-Services	Retirement	2017	1929	(60.78)
G380.00-Services	Retirement	1967	1935	(803.00)
G380.00-Services	Retirement	2014	1954	(1,223.59)
G380.00-Services	Retirement	2013	1967	(1,225.44)
G380.00-Services	Retirement	2014	2002	(1,226.82)
G380.00-Services	Retirement	1962	1934	(1,227.00)
G380.00-Services	Retirement	1985	1940	(1,231.00)
G380.00-Services	Retirement	2017	2007	(1,381.31)
G380.00-Services	Retirement	1956	1944	(1,382.00)
G380.00-Services	Retirement	1971	1928	(1,383.00)
G380.00-Services	Retirement	1981	1934	(83.00)
G380.00-Services	Retirement	2019	1954	(1,384.85)
G380.00-Services	Retirement	1979	1948	(1,385.00)

SDG&E
2024 GRC - APP
Depreciation

GRC Depr Study Transactional Data

hist acct	tran code	activity year	vintage	amount
G380.00-Services	Retirement	2017	2000	(803.01)
G380.00-Services	Retirement	1967	1940	(1,386.00)
G380.00-Services	Retirement	1969	1923	(1,386.00)
G380.00-Services	Retirement	2012	1948	(1,386.74)
G380.00-Services	Retirement	2003	1950	(1,387.06)
G380.00-Services	Retirement	2020	1963	(1,388.08)
G380.00-Services	Retirement	2012	1932	(83.23)
G380.00-Services	Retirement	2006	1948	(1,563.62)
G380.00-Services	Retirement	2019	1932	(83.48)
G380.00-Services	Retirement	1948	1937	(1,565.00)
G380.00-Services	Retirement	2020	1964	(1,566.00)
G380.00-Services	Retirement	2020	1938	(83.68)
G380.00-Services	Retirement	2004	1970	(1,566.67)
G380.00-Services	Retirement	1950	1937	(1,567.00)
G380.00-Services	Retirement	1974	1939	(1,571.00)
G380.00-Services	Retirement	2009	1929	(1,571.17)
G380.00-Services	Retirement	1983	1947	(1,572.00)
G380.00-Services	Retirement	2015	1955	(1,022.37)
G380.00-Services	Retirement	1968	1931	(1,574.00)
G380.00-Services	Retirement	2002	1933	(107.78)
G380.00-Services	Retirement	1997	1930	(108.00)
G380.00-Services	Retirement	1952	1934	(1,765.00)
G380.00-Services	Retirement	1949	1937	(1,766.00)
G380.00-Services	Retirement	1958	1932	(1,766.00)
G380.00-Services	Retirement	2017	1996	(1,768.33)
G380.00-Services	Retirement	1992	1960	(1,769.00)
G380.00-Services	Retirement	2007	1930	(108.23)
G380.00-Services	Retirement	2010	1935	(108.34)
G380.00-Services	Retirement	1973	1936	(1,772.00)
G380.00-Services	Retirement	2001	1934	(108.80)
G380.00-Services	Retirement	2004	1950	(1,994.90)
G380.00-Services	Retirement	1958	1939	(1,997.00)
G380.00-Services	Retirement	2000	1948	(1,997.26)
G380.00-Services	Retirement	1956	1916	(109.00)
G380.00-Services	Retirement	1997	1948	(2,000.00)
G380.00-Services	Retirement	1995	1948	(2,000.00)
G380.00-Services	Retirement	1969	1931	(2,000.00)
G380.00-Services	Retirement	2012	1960	(2,000.32)
G380.00-Services	Retirement	1985	1939	(855.00)
G380.00-Services	Retirement	1979	1931	(2,004.00)
G380.00-Services	Retirement	2012	1954	(2,004.50)
G380.00-Services	Retirement	2018	1964	(2,007.44)

SDG&E
2024 GRC - APP
Depreciation

GRC Depr Study Transactional Data

hist acct	tran code	activity year	vintage	amount
G380.00-Services	Retirement	2013	1954	(2,007.63)
G380.00-Services	Retirement	1995	1954	(2,008.00)
G380.00-Services	Retirement	1983	1958	(2,240.00)
G380.00-Services	Retirement	1968	1939	(2,240.00)
G380.00-Services	Retirement	1958	1936	(2,240.00)
G380.00-Services	Retirement	2011	1953	(1,002.98)
G380.00-Services	Retirement	2016	2000	(2,240.99)
G380.00-Services	Retirement	2003	1967	(2,241.19)
G380.00-Services	Retirement	1949	1931	(2,242.00)
G380.00-Services	Retirement	1964	1930	(2,246.00)
G380.00-Services	Retirement	1949	1921	(2,247.00)
G380.00-Services	Retirement	1975	1937	(2,248.00)
G380.00-Services	Retirement	2000	1949	(2,249.83)
G380.00-Services	Retirement	1973	1955	(2,252.00)
G380.00-Services	Retirement	1958	1922	(2,254.00)
G380.00-Services	Retirement	1985	1949	(2,520.00)
G380.00-Services	Retirement	2016	1952	(2,521.07)
G380.00-Services	Retirement	1970	1948	(2,524.00)
G380.00-Services	Retirement	2016	2008	(2,524.73)
G380.00-Services	Retirement	1972	1950	(2,526.00)
G380.00-Services	Retirement	2019	1952	(2,526.43)
G380.00-Services	Retirement	1976	1963	(2,527.00)
G380.00-Services	Retirement	1957	1932	(2,528.00)
G380.00-Services	Retirement	1965	1922	(2,530.00)
G380.00-Services	Retirement	2017	2002	(2,530.09)
G380.00-Services	Retirement	1965	1937	(2,531.00)
G380.00-Services	Retirement	2019	1964	(2,531.42)
G380.00-Services	Retirement	2013	1964	(2,535.22)
G380.00-Services	Retirement	1981	1963	(2,536.00)
G380.00-Services	Retirement	1962	1947	(2,536.00)
G380.00-Services	Retirement	2008	2002	(2,537.28)
G380.00-Services	Retirement	2016	1956	(1,086.52)
G380.00-Services	Retirement	2004	1956	(1,086.53)
G380.00-Services	Retirement	1972	1938	(1,087.00)
G380.00-Services	Retirement	2000	1929	(170.86)
G380.00-Services	Retirement	1959	1920	(858.00)
G380.00-Services	Retirement	2005	2001	(1,088.12)
G380.00-Services	Retirement	2017	1940	(171.27)
G380.00-Services	Retirement	1986	1936	(1,094.00)
G380.00-Services	Retirement	1948	1947	(2,231.00)
G380.00-Services	Retirement	2015	2002	(1,232.10)
G380.00-Services	Retirement	1963	1933	(1,233.00)

SDG&E
2024 GRC - APP
Depreciation

GRC Depr Study Transactional Data

hist acct	tran code	activity year	vintage	amount
G380.00-Services	Retirement	1959	1933	(1,233.00)
G380.00-Services	Retirement	2010	1954	(1,233.31)
G380.00-Services	Retirement	2014	1953	(1,233.80)
G380.00-Services	Retirement	2009	1982	(1,234.96)
G380.00-Services	Retirement	1971	1936	(859.00)
G380.00-Services	Retirement	2017	2009	(1,237.32)
G380.00-Services	Retirement	2020	2013	(1,237.65)
G380.00-Services	Retirement	1970	1939	(1,238.00)
G380.00-Services	Retirement	1954	1943	(1,239.00)
G380.00-Services	Retirement	1950	1935	(1,241.00)
G380.00-Services	Retirement	1957	1934	(1,241.00)
G380.00-Services	Retirement	1995	1958	(2,230.00)
G380.00-Services	Retirement	2003	1951	(1,022.89)
G380.00-Services	Retirement	2018	2013	(1,392.85)
G380.00-Services	Retirement	1986	1939	(1,393.00)
G380.00-Services	Retirement	1951	1938	(1,393.00)
G380.00-Services	Retirement	1984	1939	(1,394.00)
G380.00-Services	Retirement	2012	1982	(1,394.50)
G380.00-Services	Retirement	1991	1923	(11.00)
G380.00-Services	Retirement	1965	1965	(1,395.00)
G380.00-Services	Retirement	1948	1938	(1,395.00)
G380.00-Services	Retirement	1992	1921	(11.00)
G380.00-Services	Transfer	1997	1965	64.00
G380.00-Services	Transfer	1997	1974	47.00
G380.00-Services	Transfer	1997	1956	40.00
G380.00-Services	Transfer	1997	1946	14.00
G380.00-Services	Transfer	2005	2004	(2,023.52)
G380.00-Services	Transfer	1997	1989	15,488.00
G380.00-Services	Transfer	1997	1953	7.00
G380.00-Services	Transfer	1997	1991	14,631.00
G380.00-Services	Transfer	1997	1992	14,203.00
G380.00-Services	Transfer	1997	1992	(48,753.00)
G380.00-Services	Transfer	1986	1968	(2,096.00)
G380.00-Services	Transfer	2007	2006	(180.81)
G380.00-Services	Transfer	1997	1992	(2,146.00)
G380.00-Services	Transfer	1997	1976	(402.00)
G380.00-Services	Transfer	1999	1973	(33,340.97)
G380.00-Services	Transfer	1997	1994	(122,333.00)
G380.00-Services	Transfer	1997	1990	(16,439.00)
G380.00-Services	Transfer	1997	1968	(7,775.00)
G380.00-Services	Transfer	1997	1994	(43,441.00)
G380.00-Services	Transfer	1997	1990	(3,105.00)

GRC Depr Study Transactional Data

hist acct	tran code	activity year	vintage	amount
G380.00-Services	Transfer	2004	2004	(10,927.13)
G380.00-Services	Transfer	2009	2009	(44,316.26)
G380.00-Services	Transfer	1997	1993	(84,309.00)
G380.00-Services	Transfer	1999	1999	384,000.34
G380.00-Services	Transfer	1997	1991	12,753.00
G380.00-Services	Transfer	1997	1995	(4,949.00)
G380.00-Services	Transfer	1997	1986	327,094.00
G380.00-Services	Transfer	1997	1993	(163,204.00)
G380.00-Services	Transfer	1997	1996	9,639.00
G380.00-Services	Transfer	2003	2002	8,611.80
G380.00-Services	Transfer	1997	1988	8,516.00
G380.00-Services	Transfer	1997	1996	6,004.00
G380.00-Services	Transfer	1997	1943	4,336.00
G380.00-Services	Transfer	1997	1988	4,151.00
G380.00-Services	Transfer	1997	1992	123,667.00
G380.00-Services	Transfer	1997	1987	117,198.00
G380.00-Services	Transfer	1997	1944	3,920.00
G380.00-Services	Transfer	1997	1989	3,749.00
G380.00-Services	Transfer	1997	1989	3,350.00
G380.00-Services	Transfer	2001	2001	3,056.55
G380.00-Services	Transfer	1997	1992	2,442.00
G380.00-Services	Transfer	1997	1990	2,367.00
G380.00-Services	Transfer	1997	1986	90,248.00
G380.00-Services	Transfer	1997	1988	86,297.00
G380.00-Services	Transfer	1997	1987	2,080.00
G380.00-Services	Transfer	2005	2005	2,023.52
G380.00-Services	Transfer	1997	1996	1,759.00
G380.00-Services	Transfer	1997	1992	1,278.00
G380.00-Services	Transfer	1997	1995	1,250.00
G380.00-Services	Transfer	1997	1991	1,103.00
G380.00-Services	Transfer	1997	1942	1,087.00
G380.00-Services	Transfer	1997	1991	783.00
G380.00-Services	Transfer	1997	1989	759.00
G380.00-Services	Transfer	1997	1993	674.00
G380.00-Services	Transfer	1997	1961	614.00
G380.00-Services	Transfer	1997	1987	609.00
G380.00-Services	Transfer	1997	1988	530.00
G380.00-Services	Transfer	1997	1995	33,706.00
G380.00-Services	Transfer	2000	2000	31,810.24
G380.00-Services	Transfer	1997	1996	442.00
G380.00-Services	Transfer	1997	1995	387.00
G380.00-Services	Transfer	1997	1959	344.00

GRC Depr Study Transactional Data

hist acct	tran code	activity year	vintage	amount
G380.00-Services	Transfer	1997	1995	25,218.00
G380.00-Services	Transfer	1997	1964	322.00
G380.00-Services	Transfer	1997	1950	300.00
G380.00-Services	Transfer	1997	1994	295.00
G380.00-Services	Transfer	2007	2007	180.81
G380.00-Services	Transfer	1997	1960	(109.00)
G380.00-Services	Transfer	1997	1994	21,216.00
G380.00-Services	Transfer	2002	2002	20,324.76
G380.00-Services	Transfer	1997	1994	19,706.00
G381.00-Meters & Regulators	Addition	1919	1919	212.00
G381.00-Meters & Regulators	Addition	1916	1916	570.00
G381.00-Meters & Regulators	Addition	1920	1920	635.00
G381.00-Meters & Regulators	Addition	1934	1934	2,014.00
G381.00-Meters & Regulators	Addition	1917	1917	2,186.00
G381.00-Meters & Regulators	Addition	1918	1918	8,049.00
G381.00-Meters & Regulators	Addition	1921	1921	16,055.00
G381.00-Meters & Regulators	Addition	1932	1932	23,096.21
G381.00-Meters & Regulators	Addition	1933	1933	26,454.44
G381.00-Meters & Regulators	Addition	1931	1931	28,859.42
G381.00-Meters & Regulators	Addition	1945	1945	30,107.36
G381.00-Meters & Regulators	Addition	1938	1938	35,278.91
G381.00-Meters & Regulators	Addition	1922	1922	38,889.00
G381.00-Meters & Regulators	Addition	1935	1935	39,875.33
G381.00-Meters & Regulators	Addition	1930	1930	41,603.70
G381.00-Meters & Regulators	Addition	1939	1939	44,490.23
G381.00-Meters & Regulators	Addition	1944	1944	47,232.81
G381.00-Meters & Regulators	Addition	1928	1928	48,081.39
G381.00-Meters & Regulators	Addition	1929	1929	48,897.07
G381.00-Meters & Regulators	Addition	1924	1924	51,597.00
G381.00-Meters & Regulators	Addition	1936	1936	58,258.47
G381.00-Meters & Regulators	Addition	1940	1940	58,835.84
G381.00-Meters & Regulators	Addition	1923	1923	62,154.00
G381.00-Meters & Regulators	Addition	1937	1937	62,869.51
G381.00-Meters & Regulators	Addition	1943	1943	63,480.51
G381.00-Meters & Regulators	Addition	1927	1927	65,090.75
G381.00-Meters & Regulators	Addition	1925	1925	67,570.00
G381.00-Meters & Regulators	Addition	1946	1946	69,603.35
G381.00-Meters & Regulators	Addition	1926	1926	77,927.56
G381.00-Meters & Regulators	Addition	1942	1942	79,076.18
G381.00-Meters & Regulators	Addition	1947	1947	141,831.20
G381.00-Meters & Regulators	Addition	1941	1941	143,761.57
G381.00-Meters & Regulators	Addition	1949	1949	203,414.13

GRC Depr Study Transactional Data

hist acct	tran code	activity year	vintage	amount
G381.00-Meters & Regulators	Addition	1948	1948	211,667.88
G381.00-Meters & Regulators	Addition	1950	1950	252,849.86
G381.00-Meters & Regulators	Addition	1955	1955	311,049.69
G381.00-Meters & Regulators	Addition	1954	1954	312,458.57
G381.00-Meters & Regulators	Addition	1956	1956	339,594.04
G381.00-Meters & Regulators	Addition	1952	1952	343,505.10
G381.00-Meters & Regulators	Addition	1974	1974	354,772.99
G381.00-Meters & Regulators	Addition	1963	1963	356,735.28
G381.00-Meters & Regulators	Addition	1962	1962	357,963.59
G381.00-Meters & Regulators	Addition	1953	1953	380,212.33
G381.00-Meters & Regulators	Addition	1961	1961	410,664.92
G381.00-Meters & Regulators	Addition	1964	1964	459,528.91
G381.00-Meters & Regulators	Addition	1965	1965	502,352.05
G381.00-Meters & Regulators	Addition	1957	1957	503,324.51
G381.00-Meters & Regulators	Addition	1951	1951	509,721.41
G381.00-Meters & Regulators	Addition	1967	1967	538,822.62
G381.00-Meters & Regulators	Addition	1976	1976	562,138.04
G381.00-Meters & Regulators	Addition	1966	1966	564,999.09
G381.00-Meters & Regulators	Addition	1983	1983	576,754.87
G381.00-Meters & Regulators	Addition	1958	1958	578,098.94
G381.00-Meters & Regulators	Addition	1970	1970	612,588.48
G381.00-Meters & Regulators	Addition	1978	1978	654,503.45
G381.00-Meters & Regulators	Addition	1960	1960	769,917.81
G381.00-Meters & Regulators	Addition	1981	1981	772,659.73
G381.00-Meters & Regulators	Addition	1969	1969	780,665.43
G381.00-Meters & Regulators	Addition	1973	1973	829,486.67
G381.00-Meters & Regulators	Addition	1959	1959	897,391.64
G381.00-Meters & Regulators	Addition	1971	1971	909,398.89
G381.00-Meters & Regulators	Addition	1972	1972	925,111.70
G381.00-Meters & Regulators	Addition	1968	1968	1,004,778.93
G381.00-Meters & Regulators	Addition	1982	1982	1,136,377.99
G381.00-Meters & Regulators	Addition	1977	1977	1,159,402.06
G381.00-Meters & Regulators	Addition	1975	1975	1,368,902.90
G381.00-Meters & Regulators	Addition	1979	1979	1,459,100.55
G381.00-Meters & Regulators	Addition	1985	1985	1,487,967.05
G381.00-Meters & Regulators	Addition	2017	2017	1,576,234.62
G381.00-Meters & Regulators	Addition	1992	1992	1,650,369.30
G381.00-Meters & Regulators	Addition	1990	1990	1,688,333.36
G381.00-Meters & Regulators	Addition	2018	2018	1,689,171.02
G381.00-Meters & Regulators	Addition	1996	1996	1,802,021.38
G381.00-Meters & Regulators	Addition	2011	2011	1,873,668.58
G381.00-Meters & Regulators	Addition	1999	1999	1,898,266.78

GRC Depr Study Transactional Data

hist acct	tran code	activity year	vintage	amount
G381.00-Meters & Regulators	Addition	1994	1994	1,946,975.41
G381.00-Meters & Regulators	Addition	1984	1984	1,962,090.50
G381.00-Meters & Regulators	Addition	2010	2010	1,989,817.73
G381.00-Meters & Regulators	Addition	1988	1988	2,081,922.58
G381.00-Meters & Regulators	Addition	1993	1993	2,129,082.24
G381.00-Meters & Regulators	Addition	1997	1997	2,130,525.54
G381.00-Meters & Regulators	Addition	1989	1989	2,224,775.64
G381.00-Meters & Regulators	Addition	2002	2002	2,225,609.33
G381.00-Meters & Regulators	Addition	1980	1980	2,312,072.39
G381.00-Meters & Regulators	Addition	2019	2019	2,322,028.13
G381.00-Meters & Regulators	Addition	1995	1995	2,332,203.53
G381.00-Meters & Regulators	Addition	2016	2016	2,338,270.21
G381.00-Meters & Regulators	Addition	2000	2000	2,403,919.32
G381.00-Meters & Regulators	Addition	2001	2001	2,441,819.81
G381.00-Meters & Regulators	Addition	1998	1998	2,511,474.40
G381.00-Meters & Regulators	Addition	1987	1987	2,693,496.01
G381.00-Meters & Regulators	Addition	2004	2004	2,714,200.67
G381.00-Meters & Regulators	Addition	2013	2013	2,720,686.73
G381.00-Meters & Regulators	Addition	2015	2015	2,785,867.00
G381.00-Meters & Regulators	Addition	1986	1986	2,884,265.81
G381.00-Meters & Regulators	Addition	1991	1991	2,904,405.96
G381.00-Meters & Regulators	Addition	2003	2003	3,068,660.43
G381.00-Meters & Regulators	Addition	2012	2012	3,096,579.92
G381.00-Meters & Regulators	Addition	2008	2008	3,561,761.78
G381.00-Meters & Regulators	Addition	2005	2005	3,562,330.48
G381.00-Meters & Regulators	Addition	2014	2014	4,048,561.07
G381.00-Meters & Regulators	Addition	2009	2009	4,517,052.35
G381.00-Meters & Regulators	Addition	2007	2007	4,537,517.84
G381.00-Meters & Regulators	Addition	2020	2020	4,846,539.28
G381.00-Meters & Regulators	Addition	2006	2006	5,198,258.12
G381.00-Meters & Regulators	Balance	2020	1982	519,105.57
G381.00-Meters & Regulators	Balance	2020	1944	16,085.97
G381.00-Meters & Regulators	Balance	2020	1935	15,402.07
G381.00-Meters & Regulators	Balance	2020	1984	476,080.96
G381.00-Meters & Regulators	Balance	2020	1985	444,845.42
G381.00-Meters & Regulators	Balance	2020	1974	14,654.77
G381.00-Meters & Regulators	Balance	2020	1978	13,579.83
G381.00-Meters & Regulators	Balance	2020	1981	402,728.86
G381.00-Meters & Regulators	Balance	2020	1960	370,223.81
G381.00-Meters & Regulators	Balance	2020	1977	360,344.25
G381.00-Meters & Regulators	Balance	2020	1959	357,463.75
G381.00-Meters & Regulators	Balance	2020	1945	10,805.03

GRC Depr Study Transactional Data

hist acct	tran code	activity year	vintage	amount
G381.00-Meters & Regulators	Balance	2020	2006	4,953,842.95
G381.00-Meters & Regulators	Balance	2020	2020	4,846,539.28
G381.00-Meters & Regulators	Balance	2020	1966	263,202.35
G381.00-Meters & Regulators	Balance	2020	1965	230,175.95
G381.00-Meters & Regulators	Balance	2020	2009	4,273,384.55
G381.00-Meters & Regulators	Balance	2020	2007	3,978,495.46
G381.00-Meters & Regulators	Balance	2020	2014	3,925,397.49
G381.00-Meters & Regulators	Balance	2020	2005	3,350,099.85
G381.00-Meters & Regulators	Balance	2020	1972	216,478.99
G381.00-Meters & Regulators	Balance	2020	1971	203,491.32
G381.00-Meters & Regulators	Balance	2020	1964	190,016.49
G381.00-Meters & Regulators	Balance	2020	2012	2,903,367.16
G381.00-Meters & Regulators	Balance	2020	2008	2,792,315.45
G381.00-Meters & Regulators	Balance	2020	2003	2,777,301.23
G381.00-Meters & Regulators	Balance	2020	2015	2,718,884.01
G381.00-Meters & Regulators	Balance	2020	1968	184,168.18
G381.00-Meters & Regulators	Balance	2020	1961	180,373.60
G381.00-Meters & Regulators	Balance	2020	1957	156,741.10
G381.00-Meters & Regulators	Balance	2020	1963	151,902.76
G381.00-Meters & Regulators	Balance	2020	2013	2,513,040.98
G381.00-Meters & Regulators	Balance	2020	2004	2,414,273.21
G381.00-Meters & Regulators	Balance	2020	2019	2,322,028.13
G381.00-Meters & Regulators	Balance	2020	2016	2,267,745.02
G381.00-Meters & Regulators	Balance	2020	1962	140,652.70
G381.00-Meters & Regulators	Balance	2020	1967	133,906.96
G381.00-Meters & Regulators	Balance	2020	1956	127,851.67
G381.00-Meters & Regulators	Balance	2020	1951	123,849.74
G381.00-Meters & Regulators	Balance	2020	1958	119,958.30
G381.00-Meters & Regulators	Balance	2020	1942	3,504.71
G381.00-Meters & Regulators	Balance	2020	2001	2,117,882.36
G381.00-Meters & Regulators	Balance	2020	2000	2,032,856.48
G381.00-Meters & Regulators	Balance	2020	2002	2,005,865.49
G381.00-Meters & Regulators	Balance	2020	1999	1,884,258.88
G381.00-Meters & Regulators	Balance	2020	1955	112,127.07
G381.00-Meters & Regulators	Balance	2020	1953	107,504.79
G381.00-Meters & Regulators	Balance	2020	1954	101,201.69
G381.00-Meters & Regulators	Balance	2020	2011	1,684,922.74
G381.00-Meters & Regulators	Balance	2020	2018	1,672,536.83
G381.00-Meters & Regulators	Balance	2020	2010	1,656,401.23
G381.00-Meters & Regulators	Balance	2020	1980	1,655,575.52
G381.00-Meters & Regulators	Balance	2020	1991	1,641,140.54
G381.00-Meters & Regulators	Balance	2020	1952	91,799.58

SDG&E
2024 GRC - APP
Depreciation

GRC Depr Study Transactional Data

hist acct	tran code	activity year	vintage	amount
G381.00-Meters & Regulators	Balance	2020	1949	77,713.20
G381.00-Meters & Regulators	Balance	2020	1986	1,588,104.29
G381.00-Meters & Regulators	Balance	2020	1989	1,586,259.73
G381.00-Meters & Regulators	Balance	2020	1998	1,553,383.85
G381.00-Meters & Regulators	Balance	2020	2017	1,544,385.90
G381.00-Meters & Regulators	Balance	2020	1997	1,484,487.61
G381.00-Meters & Regulators	Balance	2020	1994	1,413,637.42
G381.00-Meters & Regulators	Balance	2020	1976	70,251.26
G381.00-Meters & Regulators	Balance	2020	1950	62,436.80
G381.00-Meters & Regulators	Balance	2020	1995	1,353,991.02
G381.00-Meters & Regulators	Balance	2020	1996	1,243,610.39
G381.00-Meters & Regulators	Balance	2020	1988	1,240,665.56
G381.00-Meters & Regulators	Balance	2020	1993	1,236,629.93
G381.00-Meters & Regulators	Balance	2020	1948	57,270.69
G381.00-Meters & Regulators	Balance	2020	1947	53,115.92
G381.00-Meters & Regulators	Balance	2020	1941	51,358.54
G381.00-Meters & Regulators	Balance	2020	1990	1,135,053.11
G381.00-Meters & Regulators	Balance	2020	1992	1,090,953.62
G381.00-Meters & Regulators	Balance	2020	1943	37,483.62
G381.00-Meters & Regulators	Balance	2020	1987	956,007.34
G381.00-Meters & Regulators	Balance	2020	1975	875,139.55
G381.00-Meters & Regulators	Balance	2020	1979	873,680.53
G381.00-Meters & Regulators	Balance	2020	1939	25,850.34
G381.00-Meters & Regulators	Balance	2020	1946	24,957.45
G381.00-Meters & Regulators	Balance	2020	1936	20,854.66
G381.00-Meters & Regulators	Balance	2020	1983	19,872.18
G381.00-Meters & Regulators	Balance	2020	1937	19,439.48
G381.00-Meters & Regulators	Balance	2020	1940	19,224.34
G381.00-Meters & Regulators	Retirement	2019	2017	(1,576.37)
G381.00-Meters & Regulators	Retirement	1981	1955	(1,577.00)
G381.00-Meters & Regulators	Retirement	2002	1986	(200.43)
G381.00-Meters & Regulators	Retirement	1998	1947	(1,003.00)
G381.00-Meters & Regulators	Retirement	2014	1949	(1,578.93)
G381.00-Meters & Regulators	Retirement	1990	1943	(25.00)
G381.00-Meters & Regulators	Retirement	1996	1930	(25.00)
G381.00-Meters & Regulators	Retirement	2008	1935	(1,773.21)
G381.00-Meters & Regulators	Retirement	1987	1951	(952.00)
G381.00-Meters & Regulators	Retirement	2003	1940	(1,785.10)
G381.00-Meters & Regulators	Retirement	2010	1938	(2,009.88)
G381.00-Meters & Regulators	Retirement	2017	1955	(25.15)
G381.00-Meters & Regulators	Retirement	2014	1955	(2,011.74)
G381.00-Meters & Regulators	Retirement	1975	1958	(2,012.00)

GRC Depr Study Transactional Data

hist acct	tran code	activity year	vintage	amount
G381.00-Meters & Regulators	Retirement	2017	2011	(2,012.37)
G381.00-Meters & Regulators	Retirement	1996	1988	(2,013.00)
G381.00-Meters & Regulators	Retirement	1991	1955	(201.00)
G381.00-Meters & Regulators	Retirement	1993	1990	(2,256.00)
G381.00-Meters & Regulators	Retirement	1957	1925	(2,260.00)
G381.00-Meters & Regulators	Retirement	2010	1935	(876.30)
G381.00-Meters & Regulators	Retirement	2017	2004	(2,270.53)
G381.00-Meters & Regulators	Retirement	2007	2005	(2,539.44)
G381.00-Meters & Regulators	Retirement	2002	1941	(2,540.50)
G381.00-Meters & Regulators	Retirement	1998	1950	(2,554.00)
G381.00-Meters & Regulators	Retirement	2017	1983	(1,095.94)
G381.00-Meters & Regulators	Retirement	2017	1935	(61.86)
G381.00-Meters & Regulators	Retirement	1976	1953	(62.00)
G381.00-Meters & Regulators	Retirement	1990	1935	(62.00)
G381.00-Meters & Regulators	Retirement	2012	1983	(1,101.06)
G381.00-Meters & Regulators	Retirement	1998	1941	(1,243.00)
G381.00-Meters & Regulators	Retirement	1985	1980	(84.00)
G381.00-Meters & Regulators	Retirement	2000	1946	(1,246.92)
G381.00-Meters & Regulators	Retirement	1990	1978	(1,248.00)
G381.00-Meters & Regulators	Retirement	2015	1957	(1,404.96)
G381.00-Meters & Regulators	Retirement	2017	1957	(1,404.96)
G381.00-Meters & Regulators	Retirement	2019	1961	(1,408.88)
G381.00-Meters & Regulators	Retirement	2015	2014	(84.75)
G381.00-Meters & Regulators	Retirement	2017	2014	(84.76)
G381.00-Meters & Regulators	Retirement	1975	1931	(85.00)
G381.00-Meters & Regulators	Retirement	1984	1961	(1,589.00)
G381.00-Meters & Regulators	Retirement	1976	1952	(1,596.00)
G381.00-Meters & Regulators	Retirement	1976	1960	(1,599.00)
G381.00-Meters & Regulators	Retirement	1979	1960	(1,789.00)
G381.00-Meters & Regulators	Retirement	2007	1977	(180,305.57)
G381.00-Meters & Regulators	Retirement	2002	1997	(2,023.51)
G381.00-Meters & Regulators	Retirement	2001	1947	(2,025.18)
G381.00-Meters & Regulators	Retirement	2015	1945	(110.90)
G381.00-Meters & Regulators	Retirement	2017	1945	(110.90)
G381.00-Meters & Regulators	Retirement	2019	1945	(110.90)
G381.00-Meters & Regulators	Retirement	2011	1945	(2,027.92)
G381.00-Meters & Regulators	Retirement	1995	1927	(111.00)
G381.00-Meters & Regulators	Retirement	1975	1949	(2,033.00)
G381.00-Meters & Regulators	Retirement	2017	1943	(138.88)
G381.00-Meters & Regulators	Retirement	2011	1946	(2,033.44)
G381.00-Meters & Regulators	Retirement	2017	2011	(2,034.11)
G381.00-Meters & Regulators	Retirement	1991	1972	(139.00)

SDG&E
2024 GRC - APP
Depreciation

GRC Depr Study Transactional Data

hist acct	tran code	activity year	vintage	amount
G381.00-Meters & Regulators	Retirement	2017	2008	(2,276.44)
G381.00-Meters & Regulators	Retirement	1991	1948	(815.00)
G381.00-Meters & Regulators	Retirement	2020	1957	(2,283.06)
G381.00-Meters & Regulators	Retirement	2000	1947	(2,285.85)
G381.00-Meters & Regulators	Retirement	2001	1942	(2,290.51)
G381.00-Meters & Regulators	Retirement	1996	1947	(140.00)
G381.00-Meters & Regulators	Retirement	1976	1935	(140.00)
G381.00-Meters & Regulators	Retirement	1981	1948	(2,562.00)
G381.00-Meters & Regulators	Retirement	1979	1959	(2,570.00)
G381.00-Meters & Regulators	Retirement	2005	1939	(1,103.60)
G381.00-Meters & Regulators	Retirement	1974	1973	(1,105.00)
G381.00-Meters & Regulators	Retirement	1977	1954	(817.00)
G381.00-Meters & Regulators	Retirement	1994	1952	(1,251.00)
G381.00-Meters & Regulators	Retirement	2017	1936	(212.81)
G381.00-Meters & Regulators	Retirement	2015	1952	(1,251.44)
G381.00-Meters & Regulators	Retirement	2012	1945	(1,251.62)
G381.00-Meters & Regulators	Retirement	2018	1936	(174.10)
G381.00-Meters & Regulators	Retirement	1992	1991	(1,257.00)
G381.00-Meters & Regulators	Retirement	2015	1955	(1,257.30)
G381.00-Meters & Regulators	Retirement	2003	1944	(1,260.71)
G381.00-Meters & Regulators	Retirement	2009	1944	(1,260.72)
G381.00-Meters & Regulators	Retirement	2011	1932	(11.39)
G381.00-Meters & Regulators	Retirement	2009	1932	(11.39)
G381.00-Meters & Regulators	Retirement	2007	1932	(11.39)
G381.00-Meters & Regulators	Retirement	2003	1932	(11.39)
G381.00-Meters & Regulators	Retirement	2001	1932	(11.39)
G381.00-Meters & Regulators	Retirement	1996	1959	(818.00)
G381.00-Meters & Regulators	Retirement	2017	1951	(1,414.95)
G381.00-Meters & Regulators	Retirement	1985	1936	(1,419.00)
G381.00-Meters & Regulators	Retirement	1998	1936	(213.00)
G381.00-Meters & Regulators	Retirement	1979	1944	(12.00)
G381.00-Meters & Regulators	Retirement	1976	1944	(12.00)
G381.00-Meters & Regulators	Retirement	1997	1930	(12.00)
G381.00-Meters & Regulators	Retirement	1994	1930	(12.00)
G381.00-Meters & Regulators	Retirement	1994	1929	(12.00)
G381.00-Meters & Regulators	Retirement	1990	1929	(12.00)
G381.00-Meters & Regulators	Retirement	1998	1928	(12.00)
G381.00-Meters & Regulators	Retirement	1997	1928	(12.00)
G381.00-Meters & Regulators	Retirement	2004	1943	(1,603.37)
G381.00-Meters & Regulators	Retirement	1991	1925	(12.00)
G381.00-Meters & Regulators	Retirement	1957	1922	(12.00)
G381.00-Meters & Regulators	Retirement	1981	1965	(26.00)

GRC Depr Study Transactional Data

hist acct	tran code	activity year	vintage	amount
G381.00-Meters & Regulators	Retirement	1962	1957	(26.00)
G381.00-Meters & Regulators	Retirement	1990	1930	(26.00)
G381.00-Meters & Regulators	Retirement	1998	1948	(1,609.00)
G381.00-Meters & Regulators	Retirement	2007	1935	(1,804.11)
G381.00-Meters & Regulators	Retirement	2017	1941	(26.74)
G381.00-Meters & Regulators	Retirement	2000	1955	(2,036.84)
G381.00-Meters & Regulators	Retirement	2010	1974	(2,038.98)
G381.00-Meters & Regulators	Retirement	2018	1978	(2,041.40)
G381.00-Meters & Regulators	Retirement	2010	1944	(2,042.66)
G381.00-Meters & Regulators	Retirement	2007	2006	(954.53)
G381.00-Meters & Regulators	Retirement	2004	1937	(954.95)
G381.00-Meters & Regulators	Retirement	1980	1965	(43.00)
G381.00-Meters & Regulators	Retirement	1973	1936	(43.00)
G381.00-Meters & Regulators	Retirement	1998	1949	(2,048.00)
G381.00-Meters & Regulators	Retirement	2003	1980	(2,297.10)
G381.00-Meters & Regulators	Retirement	2002	1954	(2,301.69)
G381.00-Meters & Regulators	Retirement	2003	1982	(2,306.79)
G381.00-Meters & Regulators	Retirement	1992	1960	(2,589.00)
G381.00-Meters & Regulators	Retirement	1960	1942	(887.00)
G381.00-Meters & Regulators	Retirement	2017	1966	(2,592.52)
G381.00-Meters & Regulators	Retirement	1990	1957	(1,112.00)
G381.00-Meters & Regulators	Retirement	1991	1943	(63.00)
G381.00-Meters & Regulators	Retirement	1976	1937	(63.00)
G381.00-Meters & Regulators	Retirement	2017	1967	(1,118.61)
G381.00-Meters & Regulators	Retirement	1995	1980	(1,119.00)
G381.00-Meters & Regulators	Retirement	2018	1974	(888.00)
G381.00-Meters & Regulators	Retirement	2008	1974	(888.00)
G381.00-Meters & Regulators	Retirement	2009	1943	(1,262.50)
G381.00-Meters & Regulators	Retirement	2013	1946	(1,266.09)
G381.00-Meters & Regulators	Retirement	2007	1974	(888.01)
G381.00-Meters & Regulators	Retirement	2015	1961	(1,268.00)
G381.00-Meters & Regulators	Retirement	1992	1978	(1,426.00)
G381.00-Meters & Regulators	Retirement	1985	1950	(86.00)
G381.00-Meters & Regulators	Retirement	2019	1963	(1,429.96)
G381.00-Meters & Regulators	Retirement	1993	1992	(1,433.00)
G381.00-Meters & Regulators	Retirement	1975	1964	(1,433.00)
G381.00-Meters & Regulators	Retirement	2011	1980	(1,434.37)
G381.00-Meters & Regulators	Retirement	1983	1924	(1,435.00)
G381.00-Meters & Regulators	Retirement	2008	1928	(86.52)
G381.00-Meters & Regulators	Retirement	2007	2004	(1,617.45)
G381.00-Meters & Regulators	Retirement	2017	2005	(1,623.12)
G381.00-Meters & Regulators	Retirement	2017	1987	(111.58)

SDG&E
2024 GRC - APP
Depreciation

GRC Depr Study Transactional Data

hist acct	tran code	activity year	vintage	amount
G381.00-Meters & Regulators	Retirement	2014	1944	(111.72)
G381.00-Meters & Regulators	Retirement	2018	1944	(111.72)
G381.00-Meters & Regulators	Retirement	2000	1998	(1,815.15)
G381.00-Meters & Regulators	Retirement	1987	1937	(112.00)
G381.00-Meters & Regulators	Retirement	1984	1959	(2,053.00)
G381.00-Meters & Regulators	Retirement	2015	1966	(2,055.05)
G381.00-Meters & Regulators	Retirement	2004	2002	(2,057.24)
G381.00-Meters & Regulators	Retirement	2019	1968	(2,060.38)
G381.00-Meters & Regulators	Retirement	1993	1962	(2,314.00)
G381.00-Meters & Regulators	Retirement	2008	2007	(2,317.21)
G381.00-Meters & Regulators	Retirement	1981	1924	(2,318.00)
G381.00-Meters & Regulators	Retirement	1997	1994	(2,321.00)
G381.00-Meters & Regulators	Retirement	1983	1969	(18,919.00)
G381.00-Meters & Regulators	Retirement	1993	1989	(142.00)
G381.00-Meters & Regulators	Retirement	2012	1946	(2,321.17)
G381.00-Meters & Regulators	Retirement	1957	1936	(2,323.00)
G381.00-Meters & Regulators	Retirement	2012	1940	(2,595.27)
G381.00-Meters & Regulators	Retirement	2014	2012	(2,596.06)
G381.00-Meters & Regulators	Retirement	2014	1956	(2,599.08)
G381.00-Meters & Regulators	Retirement	1994	1973	(18,935.00)
G381.00-Meters & Regulators	Retirement	2009	2004	(2,600.48)
G381.00-Meters & Regulators	Retirement	1997	1971	(18,937.00)
G381.00-Meters & Regulators	Retirement	2011	1986	(588,369.20)
G381.00-Meters & Regulators	Retirement	1984	1982	(1,121.00)
G381.00-Meters & Regulators	Retirement	1992	1976	(1,121.00)
G381.00-Meters & Regulators	Retirement	1990	1989	(214.00)
G381.00-Meters & Regulators	Retirement	2014	1997	(18,990.44)
G381.00-Meters & Regulators	Retirement	1986	1962	(1,273.00)
G381.00-Meters & Regulators	Retirement	2006	1995	(19,040.74)
G381.00-Meters & Regulators	Retirement	2004	1936	(889.92)
G381.00-Meters & Regulators	Retirement	2011	1935	(1,278.35)
G381.00-Meters & Regulators	Retirement	1998	1956	(1,438.00)
G381.00-Meters & Regulators	Retirement	1996	1951	(1,442.00)
G381.00-Meters & Regulators	Retirement	2006	1931	(12.06)
G381.00-Meters & Regulators	Retirement	2017	2002	(1,442.68)
G381.00-Meters & Regulators	Retirement	2001	1931	(12.06)
G381.00-Meters & Regulators	Retirement	2011	1928	(12.36)
G381.00-Meters & Regulators	Retirement	2005	1928	(12.36)
G381.00-Meters & Regulators	Retirement	1983	1957	(22,238.00)
G381.00-Meters & Regulators	Retirement	1983	1963	(1,445.00)
G381.00-Meters & Regulators	Retirement	2014	1947	(1,624.14)
G381.00-Meters & Regulators	Retirement	2001	1998	(1,624.23)

GRC Depr Study Transactional Data

hist acct	tran code	activity year	vintage	amount
G381.00-Meters & Regulators	Retirement	2015	2010	(1,626.78)
G381.00-Meters & Regulators	Retirement	2010	1943	(1,628.63)
G381.00-Meters & Regulators	Retirement	2017	1956	(1,631.34)
G381.00-Meters & Regulators	Retirement	2017	1955	(1,634.51)
G381.00-Meters & Regulators	Retirement	1990	1962	(1,825.00)
G381.00-Meters & Regulators	Retirement	1991	1960	(1,826.00)
G381.00-Meters & Regulators	Retirement	2018	1953	(891.34)
G381.00-Meters & Regulators	Retirement	2019	1966	(1,833.75)
G381.00-Meters & Regulators	Retirement	2017	1956	(27.65)
G381.00-Meters & Regulators	Retirement	2012	2009	(22,398.02)
G381.00-Meters & Regulators	Retirement	2017	1951	(27.74)
G381.00-Meters & Regulators	Retirement	2001	1969	(22,398.19)
G381.00-Meters & Regulators	Retirement	1979	1951	(44.00)
G381.00-Meters & Regulators	Retirement	2001	1974	(22,444.17)
G381.00-Meters & Regulators	Retirement	2020	2008	(634,549.36)
G381.00-Meters & Regulators	Retirement	1995	1973	(22,449.00)
G381.00-Meters & Regulators	Retirement	2017	1984	(22,449.24)
G381.00-Meters & Regulators	Retirement	1993	1985	(2,079.00)
G381.00-Meters & Regulators	Retirement	1991	1964	(2,327.00)
G381.00-Meters & Regulators	Retirement	2009	2002	(2,328.69)
G381.00-Meters & Regulators	Retirement	2017	1984	(44.85)
G381.00-Meters & Regulators	Retirement	2020	1955	(2,338.61)
G381.00-Meters & Regulators	Retirement	2004	1946	(2,340.36)
G381.00-Meters & Regulators	Retirement	2011	1952	(26,530.41)
G381.00-Meters & Regulators	Retirement	1976	1942	(45.00)
G381.00-Meters & Regulators	Retirement	2017	1943	(63.13)
G381.00-Meters & Regulators	Retirement	2018	2008	(26,563.50)
G381.00-Meters & Regulators	Retirement	2009	1936	(2,621.33)
G381.00-Meters & Regulators	Retirement	1991	1939	(64.00)
G381.00-Meters & Regulators	Retirement	2013	1950	(2,628.64)
G381.00-Meters & Regulators	Retirement	2003	1997	(2,630.56)
G381.00-Meters & Regulators	Retirement	2014	1936	(841.54)
G381.00-Meters & Regulators	Retirement	2009	1972	(26,643.00)
G381.00-Meters & Regulators	Retirement	2017	1939	(64.91)
G381.00-Meters & Regulators	Retirement	2018	1939	(64.91)
G381.00-Meters & Regulators	Retirement	2011	1990	(26,668.71)
G381.00-Meters & Regulators	Retirement	2016	1939	(64.92)
G381.00-Meters & Regulators	Retirement	1998	1930	(65.00)
G381.00-Meters & Regulators	Retirement	1976	1928	(65.00)
G381.00-Meters & Regulators	Retirement	2000	1944	(957.48)
G381.00-Meters & Regulators	Retirement	1997	1949	(1,282.00)
G381.00-Meters & Regulators	Retirement	1979	1971	(87.00)

GRC Depr Study Transactional Data

hist acct	tran code	activity year	vintage	amount
G381.00-Meters & Regulators	Retirement	2007	2002	(1,287.15)
G381.00-Meters & Regulators	Retirement	1981	1962	(1,288.00)
G381.00-Meters & Regulators	Retirement	2013	1942	(1,448.81)
G381.00-Meters & Regulators	Retirement	2002	1988	(1,453.03)
G381.00-Meters & Regulators	Retirement	1991	1981	(88.00)
G381.00-Meters & Regulators	Retirement	1984	1977	(88.00)
G381.00-Meters & Regulators	Retirement	2000	1940	(1,455.55)
G381.00-Meters & Regulators	Retirement	1998	1982	(958.00)
G381.00-Meters & Regulators	Retirement	1990	1926	(31,770.00)
G381.00-Meters & Regulators	Retirement	1991	1937	(113.00)
G381.00-Meters & Regulators	Retirement	2010	1953	(31,889.97)
G381.00-Meters & Regulators	Retirement	1985	1948	(114.00)
G381.00-Meters & Regulators	Retirement	2008	2003	(1,848.27)
G381.00-Meters & Regulators	Retirement	2005	1944	(1,851.16)
G381.00-Meters & Regulators	Retirement	1995	1950	(1,852.00)
G381.00-Meters & Regulators	Retirement	2003	1993	(38,800.48)
G381.00-Meters & Regulators	Retirement	2015	1939	(142.82)
G381.00-Meters & Regulators	Retirement	2005	1940	(2,087.22)
G381.00-Meters & Regulators	Retirement	2002	1926	(2,343.01)
G381.00-Meters & Regulators	Retirement	2013	1947	(2,345.99)
G381.00-Meters & Regulators	Retirement	2017	1944	(143.62)
G381.00-Meters & Regulators	Retirement	2016	1944	(143.63)
G381.00-Meters & Regulators	Retirement	2019	1944	(143.63)
G381.00-Meters & Regulators	Retirement	2006	1977	(38,986.83)
G381.00-Meters & Regulators	Retirement	1999	1942	(2,359.49)
G381.00-Meters & Regulators	Retirement	2017	1961	(2,359.87)
G381.00-Meters & Regulators	Retirement	1994	1935	(144.00)
G381.00-Meters & Regulators	Retirement	1993	1981	(177.00)
G381.00-Meters & Regulators	Retirement	2004	1977	(39,098.34)
G381.00-Meters & Regulators	Retirement	2008	1943	(2,638.63)
G381.00-Meters & Regulators	Retirement	2001	1955	(2,640.36)
G381.00-Meters & Regulators	Retirement	1993	1961	(2,641.00)
G381.00-Meters & Regulators	Retirement	2020	1968	(2,649.04)
G381.00-Meters & Regulators	Retirement	1996	1940	(178.00)
G381.00-Meters & Regulators	Retirement	1952	1923	(178.00)
G381.00-Meters & Regulators	Retirement	2013	2001	(48,551.33)
G381.00-Meters & Regulators	Retirement	1998	1963	(1,139.00)
G381.00-Meters & Regulators	Retirement	2020	2001	(48,606.11)
G381.00-Meters & Regulators	Retirement	1993	1971	(48,635.00)
G381.00-Meters & Regulators	Retirement	1962	1944	(13.00)
G381.00-Meters & Regulators	Retirement	1958	1941	(13.00)
G381.00-Meters & Regulators	Retirement	2015	1968	(1,295.10)

GRC Depr Study Transactional Data

hist acct	tran code	activity year	vintage	amount
G381.00-Meters & Regulators	Retirement	1998	1942	(1,297.00)
G381.00-Meters & Regulators	Retirement	2007	1957	(48,822.41)
G381.00-Meters & Regulators	Retirement	1991	1957	(1,463.00)
G381.00-Meters & Regulators	Retirement	2003	1964	(48,965.63)
G381.00-Meters & Regulators	Retirement	2016	1951	(1,470.44)
G381.00-Meters & Regulators	Retirement	2016	1963	(1,470.82)
G381.00-Meters & Regulators	Retirement	2019	1981	(1,471.75)
G381.00-Meters & Regulators	Retirement	2015	1988	(49,053.66)
G381.00-Meters & Regulators	Retirement	1979	1934	(28.00)
G381.00-Meters & Regulators	Retirement	2010	1976	(49,073.19)
G381.00-Meters & Regulators	Retirement	1994	1950	(901.00)
G381.00-Meters & Regulators	Retirement	2014	1950	(1,652.28)
G381.00-Meters & Regulators	Retirement	2011	1998	(19,119.73)
G381.00-Meters & Regulators	Retirement	2004	1983	(1,654.35)
G381.00-Meters & Regulators	Retirement	2016	2004	(19,128.11)
G381.00-Meters & Regulators	Retirement	1990	1963	(1,854.00)
G381.00-Meters & Regulators	Retirement	2009	1928	(19,133.04)
G381.00-Meters & Regulators	Retirement	2016	1964	(1,856.73)
G381.00-Meters & Regulators	Retirement	1998	1994	(1,857.00)
G381.00-Meters & Regulators	Retirement	1994	1951	(1,858.00)
G381.00-Meters & Regulators	Retirement	1981	1958	(1,861.00)
G381.00-Meters & Regulators	Retirement	1995	1947	(1,864.00)
G381.00-Meters & Regulators	Retirement	1998	1981	(1,866.00)
G381.00-Meters & Regulators	Retirement	2001	1946	(959.16)
G381.00-Meters & Regulators	Retirement	1995	1991	(2,096.00)
G381.00-Meters & Regulators	Retirement	2014	1958	(2,097.27)
G381.00-Meters & Regulators	Retirement	1990	1966	(2,101.00)
G381.00-Meters & Regulators	Retirement	1995	1968	(19,184.00)
G381.00-Meters & Regulators	Retirement	2019	1962	(2,106.23)
G381.00-Meters & Regulators	Retirement	2002	1995	(2,366.56)
G381.00-Meters & Regulators	Retirement	2000	1956	(2,377.89)
G381.00-Meters & Regulators	Retirement	2000	1942	(2,649.25)
G381.00-Meters & Regulators	Retirement	2014	2001	(22,532.60)
G381.00-Meters & Regulators	Retirement	2000	1987	(2,651.58)
G381.00-Meters & Regulators	Retirement	2007	1960	(22,533.46)
G381.00-Meters & Regulators	Retirement	1995	1956	(2,654.00)
G381.00-Meters & Regulators	Retirement	1999	1963	(2,654.72)
G381.00-Meters & Regulators	Retirement	2003	1977	(22,567.10)
G381.00-Meters & Regulators	Retirement	2010	1957	(22,596.44)
G381.00-Meters & Regulators	Retirement	2019	1954	(2,665.11)
G381.00-Meters & Regulators	Retirement	1991	1973	(783.00)
G381.00-Meters & Regulators	Retirement	1997	1997	(933.00)

GRC Depr Study Transactional Data

hist acct	tran code	activity year	vintage	amount
G381.00-Meters & Regulators	Retirement	1996	1937	(66.00)
G381.00-Meters & Regulators	Retirement	2002	1998	(1,145.82)
G381.00-Meters & Regulators	Retirement	2010	1966	(22,668.60)
G381.00-Meters & Regulators	Retirement	2013	1967	(1,148.05)
G381.00-Meters & Regulators	Retirement	1990	1981	(89.00)
G381.00-Meters & Regulators	Retirement	2003	1938	(783.34)
G381.00-Meters & Regulators	Retirement	2003	1936	(783.49)
G381.00-Meters & Regulators	Retirement	1993	1988	(1,474.00)
G381.00-Meters & Regulators	Retirement	2016	1948	(901.23)
G381.00-Meters & Regulators	Retirement	1960	1944	(1,477.00)
G381.00-Meters & Regulators	Retirement	1999	1946	(901.59)
G381.00-Meters & Regulators	Retirement	1980	1959	(1,479.00)
G381.00-Meters & Regulators	Retirement	2008	1939	(1,480.13)
G381.00-Meters & Regulators	Retirement	2017	1974	(1,480.50)
G381.00-Meters & Regulators	Retirement	2016	1993	(26,714.45)
G381.00-Meters & Regulators	Retirement	1961	1943	(903.00)
G381.00-Meters & Regulators	Retirement	2007	1945	(1,663.53)
G381.00-Meters & Regulators	Retirement	2011	1991	(26,799.30)
G381.00-Meters & Regulators	Retirement	1999	1944	(1,005.36)
G381.00-Meters & Regulators	Retirement	1980	1971	(115.00)
G381.00-Meters & Regulators	Retirement	1980	1960	(904.00)
G381.00-Meters & Regulators	Retirement	1997	1926	(904.00)
G381.00-Meters & Regulators	Retirement	2014	1963	(1,879.38)
G381.00-Meters & Regulators	Retirement	2017	1963	(1,879.38)
G381.00-Meters & Regulators	Retirement	2009	1946	(1,879.96)
G381.00-Meters & Regulators	Retirement	1962	1928	(1,882.00)
G381.00-Meters & Regulators	Retirement	2009	2001	(2,113.74)
G381.00-Meters & Regulators	Retirement	1998	1955	(905.00)
G381.00-Meters & Regulators	Retirement	2010	1937	(2,117.92)
G381.00-Meters & Regulators	Retirement	2017	1968	(2,119.23)
G381.00-Meters & Regulators	Retirement	1976	1962	(145.00)
G381.00-Meters & Regulators	Retirement	1996	1954	(145.00)
G381.00-Meters & Regulators	Retirement	1997	1936	(145.00)
G381.00-Meters & Regulators	Retirement	1999	1947	(2,125.42)
G381.00-Meters & Regulators	Retirement	1997	1950	(2,127.00)
G381.00-Meters & Regulators	Retirement	2020	1996	(32,136.03)
G381.00-Meters & Regulators	Retirement	1991	1976	(2,382.00)
G381.00-Meters & Regulators	Retirement	1981	1927	(961.00)
G381.00-Meters & Regulators	Retirement	2009	1985	(32,205.05)
G381.00-Meters & Regulators	Retirement	1999	1955	(2,388.87)
G381.00-Meters & Regulators	Retirement	2004	1929	(145.48)
G381.00-Meters & Regulators	Retirement	2019	2005	(32,237.83)

GRC Depr Study Transactional Data

hist acct	tran code	activity year	vintage	amount
G381.00-Meters & Regulators	Retirement	1998	1967	(2,392.00)
G381.00-Meters & Regulators	Retirement	1998	1952	(2,670.00)
G381.00-Meters & Regulators	Retirement	1992	1963	(2,673.00)
G381.00-Meters & Regulators	Retirement	2009	1977	(32,310.28)
G381.00-Meters & Regulators	Retirement	2020	1964	(2,674.95)
G381.00-Meters & Regulators	Retirement	2014	1954	(2,689.35)
G381.00-Meters & Regulators	Retirement	2016	1958	(1,152.03)
G381.00-Meters & Regulators	Retirement	1999	1940	(1,153.45)
G381.00-Meters & Regulators	Retirement	2019	1989	(32,433.10)
G381.00-Meters & Regulators	Retirement	2017	1953	(1,163.70)
G381.00-Meters & Regulators	Retirement	2019	1949	(789.45)
G381.00-Meters & Regulators	Retirement	1997	1948	(1,308.00)
G381.00-Meters & Regulators	Retirement	2014	1989	(39,241.40)
G381.00-Meters & Regulators	Retirement	1962	1942	(14.00)
G381.00-Meters & Regulators	Retirement	1950	1942	(14.00)
G381.00-Meters & Regulators	Retirement	1955	1940	(14.00)
G381.00-Meters & Regulators	Retirement	2018	1993	(39,335.28)
G381.00-Meters & Regulators	Retirement	2006	1933	(1,490.06)
G381.00-Meters & Regulators	Retirement	1992	1969	(39,411.00)
G381.00-Meters & Regulators	Retirement	1994	1957	(1,492.00)
G381.00-Meters & Regulators	Retirement	2016	1956	(1,493.08)
G381.00-Meters & Regulators	Retirement	2011	1938	(1,669.72)
G381.00-Meters & Regulators	Retirement	2004	1979	(39,473.45)
G381.00-Meters & Regulators	Retirement	1976	1971	(29.00)
G381.00-Meters & Regulators	Retirement	1977	1962	(29.00)
G381.00-Meters & Regulators	Retirement	2008	1988	(39,523.23)
G381.00-Meters & Regulators	Retirement	2016	1966	(1,675.65)
G381.00-Meters & Regulators	Retirement	1993	1991	(1,676.00)
G381.00-Meters & Regulators	Retirement	2013	1949	(1,677.60)
G381.00-Meters & Regulators	Retirement	2016	1962	(1,677.85)
G381.00-Meters & Regulators	Retirement	2011	1973	(39,610.07)
G381.00-Meters & Regulators	Retirement	1987	1924	(1,890.00)
G381.00-Meters & Regulators	Retirement	1994	1953	(792.00)
G381.00-Meters & Regulators	Retirement	1978	1957	(1,892.00)
G381.00-Meters & Regulators	Retirement	1959	1939	(792.00)
G381.00-Meters & Regulators	Retirement	1994	1961	(1,896.00)
G381.00-Meters & Regulators	Retirement	1996	1984	(2,128.00)
G381.00-Meters & Regulators	Retirement	2010	1984	(673,231.54)
G381.00-Meters & Regulators	Retirement	1998	1997	(2,136.00)
G381.00-Meters & Regulators	Retirement	1992	1962	(2,136.00)
G381.00-Meters & Regulators	Retirement	2020	2015	(49,336.70)
G381.00-Meters & Regulators	Retirement	1991	1944	(47.00)

GRC Depr Study Transactional Data

hist acct	tran code	activity year	vintage	amount
G381.00-Meters & Regulators	Retirement	2013	2002	(49,426.89)
G381.00-Meters & Regulators	Retirement	2013	1936	(793.17)
G381.00-Meters & Regulators	Retirement	2020	1966	(2,402.83)
G381.00-Meters & Regulators	Retirement	2014	1948	(2,403.28)
G381.00-Meters & Regulators	Retirement	2020	1956	(2,405.53)
G381.00-Meters & Regulators	Retirement	1993	1978	(2,407.00)
G381.00-Meters & Regulators	Retirement	2017	2008	(228.18)
G381.00-Meters & Regulators	Retirement	1959	1941	(2,411.00)
G381.00-Meters & Regulators	Retirement	2013	1987	(685,889.48)
G381.00-Meters & Regulators	Retirement	1997	1952	(2,697.00)
G381.00-Meters & Regulators	Retirement	1984	1950	(1,165.00)
G381.00-Meters & Regulators	Retirement	2004	1965	(49,827.26)
G381.00-Meters & Regulators	Retirement	1990	1976	(1,171.00)
G381.00-Meters & Regulators	Retirement	2017	2015	(67.06)
G381.00-Meters & Regulators	Retirement	1981	1947	(1,172.00)
G381.00-Meters & Regulators	Retirement	2004	1945	(1,172.39)
G381.00-Meters & Regulators	Retirement	2006	1972	(141,081.14)
G381.00-Meters & Regulators	Retirement	2013	1985	(141,114.89)
G381.00-Meters & Regulators	Retirement	1998	1962	(1,320.00)
G381.00-Meters & Regulators	Retirement	1996	1926	(229.00)
G381.00-Meters & Regulators	Retirement	1986	1959	(19,297.00)
G381.00-Meters & Regulators	Retirement	2003	1946	(1,496.30)
G381.00-Meters & Regulators	Retirement	2011	1936	(1,499.30)
G381.00-Meters & Regulators	Retirement	2012	1944	(1,500.07)
G381.00-Meters & Regulators	Retirement	1977	1966	(92.00)
G381.00-Meters & Regulators	Retirement	2015	1954	(1,502.16)
G381.00-Meters & Regulators	Retirement	2017	2010	(1,503.61)
G381.00-Meters & Regulators	Retirement	1984	1972	(1,689.00)
G381.00-Meters & Regulators	Retirement	2012	1994	(22,791.03)
G381.00-Meters & Regulators	Retirement	2015	1990	(22,791.32)
G381.00-Meters & Regulators	Retirement	2011	1944	(1,691.56)
G381.00-Meters & Regulators	Retirement	2002	1930	(116.82)
G381.00-Meters & Regulators	Retirement	2011	1937	(1,692.44)
G381.00-Meters & Regulators	Retirement	1986	1956	(117.00)
G381.00-Meters & Regulators	Retirement	1988	1957	(1,007.00)
G381.00-Meters & Regulators	Retirement	2014	1999	(22,823.52)
G381.00-Meters & Regulators	Retirement	1997	1959	(1,910.00)
G381.00-Meters & Regulators	Retirement	2010	1990	(22,852.80)
G381.00-Meters & Regulators	Retirement	1955	1925	(2,151.00)
G381.00-Meters & Regulators	Retirement	1997	1953	(2,154.00)
G381.00-Meters & Regulators	Retirement	2004	1951	(22,972.11)
G381.00-Meters & Regulators	Retirement	2017	1981	(2,422.19)

GRC Depr Study Transactional Data

hist acct	tran code	activity year	vintage	amount
G381.00-Meters & Regulators	Retirement	2019	1958	(2,422.23)
G381.00-Meters & Regulators	Retirement	1999	1997	(2,428.18)
G381.00-Meters & Regulators	Retirement	2004	1930	(181.72)
G381.00-Meters & Regulators	Retirement	2002	1961	(2,712.11)
G381.00-Meters & Regulators	Retirement	1980	1962	(182.00)
G381.00-Meters & Regulators	Retirement	1978	1962	(182.00)
G381.00-Meters & Regulators	Retirement	1999	1996	(2,719.08)
G381.00-Meters & Regulators	Retirement	2000	1999	(2,720.50)
G381.00-Meters & Regulators	Retirement	2016	1992	(27,005.17)
G381.00-Meters & Regulators	Retirement	2010	1954	(27,014.57)
G381.00-Meters & Regulators	Retirement	1990	1975	(869.00)
G381.00-Meters & Regulators	Retirement	2012	1995	(27,018.49)
G381.00-Meters & Regulators	Retirement	1990	1984	(183.00)
G381.00-Meters & Regulators	Retirement	2002	1993	(27,037.99)
G381.00-Meters & Regulators	Retirement	1959	1940	(1,180.00)
G381.00-Meters & Regulators	Retirement	2020	2004	(27,053.05)
G381.00-Meters & Regulators	Retirement	2004	1939	(1,181.50)
G381.00-Meters & Regulators	Retirement	2017	1958	(1,181.58)
G381.00-Meters & Regulators	Retirement	2013	1991	(27,076.97)
G381.00-Meters & Regulators	Retirement	2013	1937	(869.86)
G381.00-Meters & Regulators	Retirement	2014	2003	(27,108.44)
G381.00-Meters & Regulators	Retirement	2005	1977	(27,109.42)
G381.00-Meters & Regulators	Retirement	2008	1945	(1,330.84)
G381.00-Meters & Regulators	Retirement	2013	1974	(1,332.00)
G381.00-Meters & Regulators	Retirement	1996	1983	(15.00)
G381.00-Meters & Regulators	Retirement	1991	1962	(1,335.00)
G381.00-Meters & Regulators	Retirement	1993	1983	(15.00)
G381.00-Meters & Regulators	Retirement	1992	1983	(15.00)
G381.00-Meters & Regulators	Retirement	1963	1938	(15.00)
G381.00-Meters & Regulators	Retirement	2014	1980	(27,163.28)
G381.00-Meters & Regulators	Retirement	2004	1927	(1,505.35)
G381.00-Meters & Regulators	Retirement	2008	1960	(27,190.14)
G381.00-Meters & Regulators	Retirement	2018	1990	(27,201.91)
G381.00-Meters & Regulators	Retirement	2020	1958	(1,506.52)
G381.00-Meters & Regulators	Retirement	1995	1992	(1,509.00)
G381.00-Meters & Regulators	Retirement	2018	1964	(1,510.56)
G381.00-Meters & Regulators	Retirement	2003	1994	(27,279.44)
G381.00-Meters & Regulators	Retirement	2017	1957	(29.27)
G381.00-Meters & Regulators	Retirement	2010	1958	(27,294.16)
G381.00-Meters & Regulators	Retirement	2003	1945	(871.37)
G381.00-Meters & Regulators	Retirement	1998	1926	(1,515.00)
G381.00-Meters & Regulators	Retirement	2008	1989	(27,296.84)

SDG&E
2024 GRC - APP
Depreciation

GRC Depr Study Transactional Data

hist acct	tran code	activity year	vintage	amount
G381.00-Meters & Regulators	Retirement	2017	1968	(29.43)
G381.00-Meters & Regulators	Retirement	2000	1954	(1,695.98)
G381.00-Meters & Regulators	Retirement	2000	1978	(27,308.22)
G381.00-Meters & Regulators	Retirement	1979	1961	(1,697.00)
G381.00-Meters & Regulators	Retirement	2016	1965	(1,699.97)
G381.00-Meters & Regulators	Retirement	1991	1933	(30.00)
G381.00-Meters & Regulators	Retirement	2020	1951	(1,914.32)
G381.00-Meters & Regulators	Retirement	2019	1951	(1,914.33)
G381.00-Meters & Regulators	Retirement	2016	1972	(1,916.76)
G381.00-Meters & Regulators	Retirement	2018	1972	(1,916.79)
G381.00-Meters & Regulators	Retirement	1991	1961	(1,917.00)
G381.00-Meters & Regulators	Retirement	1960	1928	(1,920.00)
G381.00-Meters & Regulators	Retirement	1987	1928	(1,921.00)
G381.00-Meters & Regulators	Retirement	2007	1939	(1,921.58)
G381.00-Meters & Regulators	Retirement	2016	1945	(47.52)
G381.00-Meters & Regulators	Retirement	1995	1955	(2,162.00)
G381.00-Meters & Regulators	Retirement	2020	1963	(2,165.38)
G381.00-Meters & Regulators	Retirement	1990	1944	(48.00)
G381.00-Meters & Regulators	Retirement	1983	1960	(2,166.00)
G381.00-Meters & Regulators	Retirement	2007	1950	(32,670.36)
G381.00-Meters & Regulators	Retirement	1992	1987	(230.00)
G381.00-Meters & Regulators	Retirement	1984	1958	(2,432.00)
G381.00-Meters & Regulators	Retirement	1983	1939	(230.00)
G381.00-Meters & Regulators	Retirement	2004	1970	(32,847.20)
G381.00-Meters & Regulators	Retirement	2017	1971	(2,441.31)
G381.00-Meters & Regulators	Retirement	1994	1962	(2,445.00)
G381.00-Meters & Regulators	Retirement	1991	1982	(68.00)
G381.00-Meters & Regulators	Retirement	1987	1932	(68.00)
G381.00-Meters & Regulators	Retirement	2020	2013	(69,052.51)
G381.00-Meters & Regulators	Retirement	1974	1931	(68.00)
G381.00-Meters & Regulators	Retirement	2018	2012	(39,752.59)
G381.00-Meters & Regulators	Retirement	1977	1972	(1,048.00)
G381.00-Meters & Regulators	Retirement	2006	1993	(69,089.48)
G381.00-Meters & Regulators	Retirement	1992	1980	(1,049.00)
G381.00-Meters & Regulators	Retirement	2019	2007	(39,784.53)
G381.00-Meters & Regulators	Retirement	1978	1966	(1,049.00)
G381.00-Meters & Regulators	Retirement	2020	1948	(1,051.46)
G381.00-Meters & Regulators	Retirement	1992	1988	(1,187.00)
G381.00-Meters & Regulators	Retirement	2018	1956	(1,188.95)
G381.00-Meters & Regulators	Retirement	1984	1966	(1,192.00)
G381.00-Meters & Regulators	Retirement	2007	1933	(1,192.07)
G381.00-Meters & Regulators	Retirement	2015	1953	(1,337.01)

GRC Depr Study Transactional Data

hist acct	tran code	activity year	vintage	amount
G381.00-Meters & Regulators	Retirement	2018	1935	(92.79)
G381.00-Meters & Regulators	Retirement	2017	1960	(1,343.87)
G381.00-Meters & Regulators	Retirement	1990	1972	(93.00)
G381.00-Meters & Regulators	Retirement	2007	1996	(49,974.58)
G381.00-Meters & Regulators	Retirement	1994	1983	(1,524.00)
G381.00-Meters & Regulators	Retirement	1969	1923	(50,124.00)
G381.00-Meters & Regulators	Retirement	1984	1943	(118.00)
G381.00-Meters & Regulators	Retirement	2008	1986	(50,203.41)
G381.00-Meters & Regulators	Retirement	1995	1953	(1,708.00)
G381.00-Meters & Regulators	Retirement	2012	1993	(69,651.02)
G381.00-Meters & Regulators	Retirement	2007	1959	(50,238.97)
G381.00-Meters & Regulators	Retirement	1953	1952	(1,711.00)
G381.00-Meters & Regulators	Retirement	2009	1930	(1,713.26)
G381.00-Meters & Regulators	Retirement	2017	1962	(1,713.56)
G381.00-Meters & Regulators	Retirement	2004	2000	(1,715.50)
G381.00-Meters & Regulators	Retirement	2009	1938	(1,927.42)
G381.00-Meters & Regulators	Retirement	2015	2011	(1,927.52)
G381.00-Meters & Regulators	Retirement	2018	1994	(50,464.10)
G381.00-Meters & Regulators	Retirement	2011	1977	(69,947.67)
G381.00-Meters & Regulators	Retirement	2005	1946	(1,937.51)
G381.00-Meters & Regulators	Retirement	2018	1965	(1,937.97)
G381.00-Meters & Regulators	Retirement	1999	1954	(1,938.26)
G381.00-Meters & Regulators	Retirement	1979	1942	(149.00)
G381.00-Meters & Regulators	Retirement	2008	2004	(2,175.28)
G381.00-Meters & Regulators	Retirement	1997	1957	(965.00)
G381.00-Meters & Regulators	Retirement	1995	1954	(1,817.00)
G381.00-Meters & Regulators	Retirement	2008	1976	(19,402.47)
G381.00-Meters & Regulators	Retirement	1985	1944	(184.00)
G381.00-Meters & Regulators	Retirement	2015	2004	(19,436.85)
G381.00-Meters & Regulators	Retirement	2003	1999	(2,462.53)
G381.00-Meters & Regulators	Retirement	2014	1962	(2,463.22)
G381.00-Meters & Regulators	Retirement	2010	1963	(19,447.47)
G381.00-Meters & Regulators	Retirement	1997	1941	(1,056.00)
G381.00-Meters & Regulators	Retirement	2001	1933	(184.97)
G381.00-Meters & Regulators	Retirement	1999	1933	(184.98)
G381.00-Meters & Regulators	Retirement	2001	1989	(70,607.57)
G381.00-Meters & Regulators	Retirement	1990	1959	(1,061.00)
G381.00-Meters & Regulators	Retirement	1992	1979	(185.00)
G381.00-Meters & Regulators	Retirement	1990	1979	(185.00)
G381.00-Meters & Regulators	Retirement	2012	1938	(1,061.62)
G381.00-Meters & Regulators	Retirement	1998	1933	(185.00)
G381.00-Meters & Regulators	Retirement	2002	1940	(1,194.66)

GRC Depr Study Transactional Data

hist acct	tran code	activity year	vintage	amount
G381.00-Meters & Regulators	Retirement	2004	1938	(1,195.63)
G381.00-Meters & Regulators	Retirement	2015	1964	(1,195.86)
G381.00-Meters & Regulators	Retirement	2010	1967	(19,545.92)
G381.00-Meters & Regulators	Retirement	2019	1948	(1,201.64)
G381.00-Meters & Regulators	Retirement	2015	1971	(1,201.87)
G381.00-Meters & Regulators	Retirement	2005	1943	(1,350.87)
G381.00-Meters & Regulators	Retirement	1994	1948	(1,351.00)
G381.00-Meters & Regulators	Retirement	2018	1962	(1,356.55)
G381.00-Meters & Regulators	Retirement	1998	1983	(16.00)
G381.00-Meters & Regulators	Retirement	1976	1974	(16.00)
G381.00-Meters & Regulators	Retirement	1983	1948	(1,358.00)
G381.00-Meters & Regulators	Retirement	1985	1925	(16.00)
G381.00-Meters & Regulators	Retirement	1976	1925	(16.00)
G381.00-Meters & Regulators	Retirement	2011	1992	(23,054.87)
G381.00-Meters & Regulators	Retirement	1993	1970	(71,098.00)
G381.00-Meters & Regulators	Retirement	1979	1948	(231.00)
G381.00-Meters & Regulators	Retirement	2007	2000	(1,528.50)
G381.00-Meters & Regulators	Retirement	1995	1949	(1,529.00)
G381.00-Meters & Regulators	Retirement	1994	1958	(1,536.00)
G381.00-Meters & Regulators	Retirement	2009	1940	(1,537.92)
G381.00-Meters & Regulators	Retirement	1998	1964	(1,541.00)
G381.00-Meters & Regulators	Retirement	1996	1945	(31.00)
G381.00-Meters & Regulators	Retirement	1991	1945	(31.00)
G381.00-Meters & Regulators	Retirement	1998	1960	(1,719.00)
G381.00-Meters & Regulators	Retirement	2000	1995	(1,721.12)
G381.00-Meters & Regulators	Retirement	1995	1941	(1,724.00)
G381.00-Meters & Regulators	Retirement	2006	1975	(191,604.03)
G381.00-Meters & Regulators	Retirement	2017	2009	(1,724.09)
G381.00-Meters & Regulators	Retirement	2020	1952	(1,724.21)
G381.00-Meters & Regulators	Retirement	2002	1947	(1,724.44)
G381.00-Meters & Regulators	Retirement	2006	1945	(1,726.90)
G381.00-Meters & Regulators	Retirement	2003	1984	(23,144.13)
G381.00-Meters & Regulators	Retirement	2003	1971	(23,150.24)
G381.00-Meters & Regulators	Retirement	1958	1937	(1,941.00)
G381.00-Meters & Regulators	Retirement	2017	1964	(31.47)
G381.00-Meters & Regulators	Retirement	2019	1952	(1,946.69)
G381.00-Meters & Regulators	Retirement	2004	1944	(1,946.90)
G381.00-Meters & Regulators	Retirement	2008	1952	(23,193.24)
G381.00-Meters & Regulators	Retirement	2006	1939	(1,947.53)
G381.00-Meters & Regulators	Retirement	2010	1931	(48.24)
G381.00-Meters & Regulators	Retirement	2000	1929	(48.48)
G381.00-Meters & Regulators	Retirement	2015	1983	(2,191.88)

SDG&E
2024 GRC - APP
Depreciation

GRC Depr Study Transactional Data

hist acct	tran code	activity year	vintage	amount
G381.00-Meters & Regulators	Retirement	1996	1979	(2,195.00)
G381.00-Meters & Regulators	Retirement	1956	1918	(2,196.00)
G381.00-Meters & Regulators	Retirement	1955	1918	(2,196.00)
G381.00-Meters & Regulators	Retirement	1950	1918	(2,196.00)
G381.00-Meters & Regulators	Retirement	2000	1928	(49.44)
G381.00-Meters & Regulators	Retirement	2003	1927	(49.76)
G381.00-Meters & Regulators	Retirement	2001	1927	(49.76)
G381.00-Meters & Regulators	Retirement	2013	1940	(700.30)
G381.00-Meters & Regulators	Retirement	2004	1978	(72,160.76)
G381.00-Meters & Regulators	Retirement	2002	1935	(237.13)
G381.00-Meters & Regulators	Retirement	1979	1935	(70.00)
G381.00-Meters & Regulators	Retirement	1987	1933	(239.00)
G381.00-Meters & Regulators	Retirement	1984	1949	(285.00)
G381.00-Meters & Regulators	Retirement	1999	1969	(27,587.40)
G381.00-Meters & Regulators	Retirement	1997	1939	(285.00)
G381.00-Meters & Regulators	Retirement	1983	1955	(72,432.00)
G381.00-Meters & Regulators	Retirement	2003	1972	(27,603.05)
G381.00-Meters & Regulators	Retirement	1974	1925	(286.00)
G381.00-Meters & Regulators	Retirement	2017	2004	(32,889.59)
G381.00-Meters & Regulators	Retirement	1994	1946	(287.00)
G381.00-Meters & Regulators	Retirement	1993	1982	(204.00)
G381.00-Meters & Regulators	Retirement	1988	1951	(95.00)
G381.00-Meters & Regulators	Retirement	2015	1963	(939.69)
G381.00-Meters & Regulators	Retirement	1985	1951	(95.00)
G381.00-Meters & Regulators	Retirement	2006	1984	(32,979.32)
G381.00-Meters & Regulators	Retirement	1994	1945	(95.00)
G381.00-Meters & Regulators	Retirement	1996	1944	(95.00)
G381.00-Meters & Regulators	Retirement	2015	1943	(391.37)
G381.00-Meters & Regulators	Retirement	1994	1990	(392.00)
G381.00-Meters & Regulators	Retirement	1989	1925	(33,036.00)
G381.00-Meters & Regulators	Retirement	2005	1976	(33,037.10)
G381.00-Meters & Regulators	Retirement	1989	1959	(33,060.00)
G381.00-Meters & Regulators	Retirement	1958	1938	(394.00)
G381.00-Meters & Regulators	Retirement	2003	2000	(394.22)
G381.00-Meters & Regulators	Retirement	2018	1949	(394.72)
G381.00-Meters & Regulators	Retirement	2019	1936	(454.62)
G381.00-Meters & Regulators	Retirement	1984	1944	(120.00)
G381.00-Meters & Regulators	Retirement	1975	1927	(456.00)
G381.00-Meters & Regulators	Retirement	1975	1969	(457.00)
G381.00-Meters & Regulators	Retirement	1979	1931	(457.00)
G381.00-Meters & Regulators	Retirement	1989	1968	(528.00)
G381.00-Meters & Regulators	Retirement	2011	1971	(33,239.18)

GRC Depr Study Transactional Data

hist acct	tran code	activity year	vintage	amount
G381.00-Meters & Regulators	Retirement	2001	1937	(529.48)
G381.00-Meters & Regulators	Retirement	2018	1967	(529.87)
G381.00-Meters & Regulators	Retirement	1984	1935	(530.00)
G381.00-Meters & Regulators	Retirement	2018	1937	(151.28)
G381.00-Meters & Regulators	Retirement	1999	1961	(40,337.27)
G381.00-Meters & Regulators	Retirement	2016	1952	(611.82)
G381.00-Meters & Regulators	Retirement	2007	2001	(611.91)
G381.00-Meters & Regulators	Retirement	1998	1990	(706.00)
G381.00-Meters & Regulators	Retirement	2018	2000	(40,570.49)
G381.00-Meters & Regulators	Retirement	2019	1943	(239.88)
G381.00-Meters & Regulators	Retirement	1991	1988	(240.00)
G381.00-Meters & Regulators	Retirement	1993	1974	(40,592.00)
G381.00-Meters & Regulators	Retirement	1996	1986	(242.00)
G381.00-Meters & Regulators	Retirement	1960	1926	(4.00)
G381.00-Meters & Regulators	Retirement	1959	1926	(4.00)
G381.00-Meters & Regulators	Retirement	2003	1933	(287.74)
G381.00-Meters & Regulators	Retirement	1978	1971	(288.00)
G381.00-Meters & Regulators	Retirement	1975	1932	(339.00)
G381.00-Meters & Regulators	Retirement	1994	1947	(340.00)
G381.00-Meters & Regulators	Retirement	2000	1936	(396.61)
G381.00-Meters & Regulators	Retirement	1976	1969	(397.00)
G381.00-Meters & Regulators	Retirement	1952	1918	(397.00)
G381.00-Meters & Regulators	Retirement	1990	1945	(32.00)
G381.00-Meters & Regulators	Retirement	2002	1937	(397.11)
G381.00-Meters & Regulators	Retirement	2005	1936	(967.28)
G381.00-Meters & Regulators	Retirement	2020	1940	(398.21)
G381.00-Meters & Regulators	Retirement	1997	1944	(462.00)
G381.00-Meters & Regulators	Retirement	2007	1951	(66,141.92)
G381.00-Meters & Regulators	Retirement	2018	1963	(939.70)
G381.00-Meters & Regulators	Retirement	1995	1974	(19,646.00)
G381.00-Meters & Regulators	Retirement	1987	1931	(531.00)
G381.00-Meters & Regulators	Retirement	1983	1966	(532.00)
G381.00-Meters & Regulators	Retirement	1990	1958	(532.00)
G381.00-Meters & Regulators	Retirement	1981	1935	(532.00)
G381.00-Meters & Regulators	Retirement	1999	1927	(49.76)
G381.00-Meters & Regulators	Retirement	2009	1945	(934.75)
G381.00-Meters & Regulators	Retirement	1996	1960	(19,693.00)
G381.00-Meters & Regulators	Retirement	2018	2009	(19,696.22)
G381.00-Meters & Regulators	Retirement	1954	1923	(50.00)
G381.00-Meters & Regulators	Retirement	2010	1933	(534.38)
G381.00-Meters & Regulators	Retirement	1997	1940	(535.00)
G381.00-Meters & Regulators	Retirement	2008	1950	(19,702.34)

GRC Depr Study Transactional Data

hist acct	tran code	activity year	vintage	amount
G381.00-Meters & Regulators	Retirement	2008	1978	(66,454.97)
G381.00-Meters & Regulators	Retirement	1999	1945	(617.88)
G381.00-Meters & Regulators	Retirement	1998	1980	(618.00)
G381.00-Meters & Regulators	Retirement	1980	1936	(618.00)
G381.00-Meters & Regulators	Retirement	2013	1938	(618.42)
G381.00-Meters & Regulators	Retirement	1949	1923	(619.00)
G381.00-Meters & Regulators	Retirement	1987	1950	(709.00)
G381.00-Meters & Regulators	Retirement	1991	1938	(51.00)
G381.00-Meters & Regulators	Retirement	1991	1935	(51.00)
G381.00-Meters & Regulators	Retirement	1998	1987	(19,801.00)
G381.00-Meters & Regulators	Retirement	2002	1973	(23,335.09)
G381.00-Meters & Regulators	Retirement	2000	1938	(711.19)
G381.00-Meters & Regulators	Retirement	2013	1935	(711.36)
G381.00-Meters & Regulators	Retirement	2010	1995	(23,338.09)
G381.00-Meters & Regulators	Retirement	1992	1989	(71.00)
G381.00-Meters & Regulators	Retirement	1993	1987	(71.00)
G381.00-Meters & Regulators	Retirement	1976	1936	(71.00)
G381.00-Meters & Regulators	Retirement	1948	1928	(71.00)
G381.00-Meters & Regulators	Retirement	1994	1985	(968.00)
G381.00-Meters & Regulators	Retirement	1985	1962	(243.00)
G381.00-Meters & Regulators	Retirement	1973	1922	(243.00)
G381.00-Meters & Regulators	Retirement	2003	1976	(23,409.77)
G381.00-Meters & Regulators	Retirement	2006	1929	(290.94)
G381.00-Meters & Regulators	Retirement	1986	1923	(291.00)
G381.00-Meters & Regulators	Retirement	2019	2004	(66,874.22)
G381.00-Meters & Regulators	Retirement	1978	1974	(72.00)
G381.00-Meters & Regulators	Retirement	1979	1969	(72.00)
G381.00-Meters & Regulators	Retirement	1979	1968	(72.00)
G381.00-Meters & Regulators	Retirement	1977	1968	(72.00)
G381.00-Meters & Regulators	Retirement	2006	1978	(66,875.37)
G381.00-Meters & Regulators	Retirement	2014	1973	(292.78)
G381.00-Meters & Regulators	Retirement	1993	1984	(341.00)
G381.00-Meters & Regulators	Retirement	1991	1984	(341.00)
G381.00-Meters & Regulators	Retirement	1990	1947	(341.00)
G381.00-Meters & Regulators	Retirement	1998	1986	(96.00)
G381.00-Meters & Regulators	Retirement	1979	1966	(96.00)
G381.00-Meters & Regulators	Retirement	1991	1940	(96.00)
G381.00-Meters & Regulators	Retirement	1984	1925	(96.00)
G381.00-Meters & Regulators	Retirement	1987	1936	(343.00)
G381.00-Meters & Regulators	Retirement	2019	1940	(343.29)
G381.00-Meters & Regulators	Retirement	2018	1999	(23,502.79)
G381.00-Meters & Regulators	Retirement	1997	1945	(205.00)

SDG&E
2024 GRC - APP
Depreciation

GRC Depr Study Transactional Data

hist acct	tran code	activity year	vintage	amount
G381.00-Meters & Regulators	Retirement	1984	1916	(205.00)
G381.00-Meters & Regulators	Retirement	2002	1946	(939.98)
G381.00-Meters & Regulators	Retirement	2001	1991	(23,521.45)
G381.00-Meters & Regulators	Retirement	1969	1917	(400.00)
G381.00-Meters & Regulators	Retirement	1994	1955	(402.00)
G381.00-Meters & Regulators	Retirement	2017	2016	(121.14)
G381.00-Meters & Regulators	Retirement	2014	1939	(402.48)
G381.00-Meters & Regulators	Retirement	1980	1966	(464.00)
G381.00-Meters & Regulators	Retirement	1969	1930	(465.00)
G381.00-Meters & Regulators	Retirement	1981	1939	(467.00)
G381.00-Meters & Regulators	Retirement	2019	1995	(67,301.78)
G381.00-Meters & Regulators	Retirement	2019	2018	(535.06)
G381.00-Meters & Regulators	Retirement	2014	1993	(27,786.47)
G381.00-Meters & Regulators	Retirement	2012	2011	(968.67)
G381.00-Meters & Regulators	Retirement	1980	1955	(123.00)
G381.00-Meters & Regulators	Retirement	1974	1929	(123.00)
G381.00-Meters & Regulators	Retirement	1954	1929	(123.00)
G381.00-Meters & Regulators	Retirement	1986	1921	(123.00)
G381.00-Meters & Regulators	Retirement	1985	1963	(538.00)
G381.00-Meters & Regulators	Retirement	1990	1946	(153.00)
G381.00-Meters & Regulators	Retirement	1970	1934	(539.00)
G381.00-Meters & Regulators	Retirement	1975	1923	(969.00)
G381.00-Meters & Regulators	Retirement	2017	1991	(27,933.50)
G381.00-Meters & Regulators	Retirement	1995	1981	(621.00)
G381.00-Meters & Regulators	Retirement	1975	1966	(621.00)
G381.00-Meters & Regulators	Retirement	1995	1970	(27,959.00)
G381.00-Meters & Regulators	Retirement	1997	1975	(154.00)
G381.00-Meters & Regulators	Retirement	1993	1968	(67,721.00)
G381.00-Meters & Regulators	Retirement	1991	1936	(154.00)
G381.00-Meters & Regulators	Retirement	2020	1947	(621.59)
G381.00-Meters & Regulators	Retirement	2006	1999	(27,968.62)
G381.00-Meters & Regulators	Retirement	2017	2012	(622.02)
G381.00-Meters & Regulators	Retirement	2009	1981	(147,862.49)
G381.00-Meters & Regulators	Retirement	2003	1939	(714.10)
G381.00-Meters & Regulators	Retirement	2010	1971	(67,905.57)
G381.00-Meters & Regulators	Retirement	1994	1949	(715.00)
G381.00-Meters & Regulators	Retirement	2006	1997	(148,188.68)
G381.00-Meters & Regulators	Retirement	2009	1966	(33,323.17)
G381.00-Meters & Regulators	Retirement	1996	1953	(718.00)
G381.00-Meters & Regulators	Retirement	1987	1943	(245.00)
G381.00-Meters & Regulators	Retirement	2008	1957	(33,338.57)
G381.00-Meters & Regulators	Retirement	1995	1939	(246.00)

GRC Depr Study Transactional Data

hist acct	tran code	activity year	vintage	amount
G381.00-Meters & Regulators	Retirement	2012	1933	(246.63)
G381.00-Meters & Regulators	Retirement	2018	2013	(33,410.15)
G381.00-Meters & Regulators	Retirement	1991	1953	(247.00)
G381.00-Meters & Regulators	Retirement	2007	1997	(121,776.79)
G381.00-Meters & Regulators	Retirement	1997	1938	(247.00)
G381.00-Meters & Regulators	Retirement	1973	1947	(5.00)
G381.00-Meters & Regulators	Retirement	1958	1927	(5.00)
G381.00-Meters & Regulators	Retirement	2020	1989	(33,421.83)
G381.00-Meters & Regulators	Retirement	2007	1983	(17.47)
G381.00-Meters & Regulators	Retirement	1981	1943	(296.00)
G381.00-Meters & Regulators	Retirement	1991	1971	(33,520.00)
G381.00-Meters & Regulators	Retirement	1997	1946	(345.00)
G381.00-Meters & Regulators	Retirement	2015	1949	(345.39)
G381.00-Meters & Regulators	Retirement	1962	1948	(18.00)
G381.00-Meters & Regulators	Retirement	1984	1942	(347.00)
G381.00-Meters & Regulators	Retirement	1998	1946	(403.00)
G381.00-Meters & Regulators	Retirement	2007	1979	(122,819.05)
G381.00-Meters & Regulators	Retirement	1998	1943	(404.00)
G381.00-Meters & Regulators	Retirement	1975	1936	(404.00)
G381.00-Meters & Regulators	Retirement	1987	1930	(33.00)
G381.00-Meters & Regulators	Retirement	2014	1943	(467.13)
G381.00-Meters & Regulators	Retirement	1981	1925	(468.00)
G381.00-Meters & Regulators	Retirement	2005	1996	(123,254.69)
G381.00-Meters & Regulators	Retirement	2007	1993	(123,315.30)
G381.00-Meters & Regulators	Retirement	1997	1956	(470.00)
G381.00-Meters & Regulators	Retirement	2004	1993	(40,811.30)
G381.00-Meters & Regulators	Retirement	2017	1965	(34.00)
G381.00-Meters & Regulators	Retirement	1969	1927	(34.00)
G381.00-Meters & Regulators	Retirement	2012	1936	(541.68)
G381.00-Meters & Regulators	Retirement	1984	1962	(625.00)
G381.00-Meters & Regulators	Retirement	2016	1950	(625.86)
G381.00-Meters & Regulators	Retirement	1996	1990	(627.00)
G381.00-Meters & Regulators	Retirement	2017	1985	(51.37)
G381.00-Meters & Regulators	Retirement	2005	1935	(628.89)
G381.00-Meters & Regulators	Retirement	1983	1964	(630.00)
G381.00-Meters & Regulators	Retirement	1997	1947	(721.00)
G381.00-Meters & Regulators	Retirement	2004	1935	(721.67)
G381.00-Meters & Regulators	Retirement	1996	1952	(723.00)
G381.00-Meters & Regulators	Retirement	2006	1951	(51,936.95)
G381.00-Meters & Regulators	Retirement	2009	1931	(72.37)
G381.00-Meters & Regulators	Retirement	1979	1924	(248.00)
G381.00-Meters & Regulators	Retirement	1976	1924	(248.00)

GRC Depr Study Transactional Data

hist acct	tran code	activity year	vintage	amount
G381.00-Meters & Regulators	Retirement	2003	1929	(72.74)
G381.00-Meters & Regulators	Retirement	2002	1929	(72.74)
G381.00-Meters & Regulators	Retirement	2001	1929	(72.74)
G381.00-Meters & Regulators	Retirement	2018	2007	(52,270.62)
G381.00-Meters & Regulators	Retirement	2018	2011	(52,334.82)
G381.00-Meters & Regulators	Retirement	2015	1936	(96.73)
G381.00-Meters & Regulators	Retirement	2005	1929	(96.99)
G381.00-Meters & Regulators	Retirement	1975	1933	(298.00)
G381.00-Meters & Regulators	Retirement	2005	1933	(298.02)
G381.00-Meters & Regulators	Retirement	2003	1943	(1,010.01)
G381.00-Meters & Regulators	Retirement	1990	1954	(97.00)
G381.00-Meters & Regulators	Retirement	1990	1941	(348.00)
G381.00-Meters & Regulators	Retirement	2013	1945	(348.54)
G381.00-Meters & Regulators	Retirement	1992	1977	(350.00)
G381.00-Meters & Regulators	Retirement	1999	1939	(350.54)
G381.00-Meters & Regulators	Retirement	1999	1937	(406.58)
G381.00-Meters & Regulators	Retirement	1981	1931	(407.00)
G381.00-Meters & Regulators	Retirement	2008	1953	(19,832.19)
G381.00-Meters & Regulators	Retirement	1994	1982	(408.00)
G381.00-Meters & Regulators	Retirement	1975	1954	(408.00)
G381.00-Meters & Regulators	Retirement	2000	1933	(123.33)
G381.00-Meters & Regulators	Retirement	2016	1940	(123.58)
G381.00-Meters & Regulators	Retirement	1986	1948	(410.00)
G381.00-Meters & Regulators	Retirement	2008	1972	(19,896.00)
G381.00-Meters & Regulators	Retirement	1987	1938	(124.00)
G381.00-Meters & Regulators	Retirement	1998	1935	(124.00)
G381.00-Meters & Regulators	Retirement	1980	1944	(474.00)
G381.00-Meters & Regulators	Retirement	1972	1932	(971.00)
G381.00-Meters & Regulators	Retirement	2015	1984	(19,941.02)
G381.00-Meters & Regulators	Retirement	2014	1933	(544.65)
G381.00-Meters & Regulators	Retirement	1994	1936	(125.00)
G381.00-Meters & Regulators	Retirement	2002	1939	(545.29)
G381.00-Meters & Regulators	Retirement	2002	1976	(13,613.09)
G381.00-Meters & Regulators	Retirement	2005	1994	(13,628.34)
G381.00-Meters & Regulators	Retirement	1991	1977	(631.00)
G381.00-Meters & Regulators	Retirement	1995	1940	(631.00)
G381.00-Meters & Regulators	Retirement	2008	1993	(102,534.16)
G381.00-Meters & Regulators	Retirement	1990	1988	(632.00)
G381.00-Meters & Regulators	Retirement	2011	1965	(13,667.76)
G381.00-Meters & Regulators	Retirement	2017	2003	(13,674.82)
G381.00-Meters & Regulators	Retirement	1997	1982	(634.00)
G381.00-Meters & Regulators	Retirement	2014	1975	(13,688.73)

GRC Depr Study Transactional Data

hist acct	tran code	activity year	vintage	amount
G381.00-Meters & Regulators	Retirement	1980	1952	(635.00)
G381.00-Meters & Regulators	Retirement	1975	1920	(635.00)
G381.00-Meters & Regulators	Retirement	2007	1980	(23,549.86)
G381.00-Meters & Regulators	Retirement	2020	2011	(102,832.74)
G381.00-Meters & Regulators	Retirement	2011	1993	(13,698.51)
G381.00-Meters & Regulators	Retirement	2006	2001	(1,010.95)
G381.00-Meters & Regulators	Retirement	2015	2003	(13,702.42)
G381.00-Meters & Regulators	Retirement	2017	2014	(726.04)
G381.00-Meters & Regulators	Retirement	1969	1928	(187.00)
G381.00-Meters & Regulators	Retirement	2000	1968	(16,187.50)
G381.00-Meters & Regulators	Retirement	1987	1927	(729.00)
G381.00-Meters & Regulators	Retirement	1994	1987	(730.00)
G381.00-Meters & Regulators	Retirement	1977	1957	(730.00)
G381.00-Meters & Regulators	Retirement	1981	1961	(251.00)
G381.00-Meters & Regulators	Retirement	2012	2008	(16,259.93)
G381.00-Meters & Regulators	Retirement	2017	1993	(16,276.14)
G381.00-Meters & Regulators	Retirement	2001	1935	(298.99)
G381.00-Meters & Regulators	Retirement	2001	1967	(7,532.06)
G381.00-Meters & Regulators	Retirement	1999	1984	(7,533.27)
G381.00-Meters & Regulators	Retirement	2005	1968	(23,708.46)
G381.00-Meters & Regulators	Retirement	2018	1947	(300.75)
G381.00-Meters & Regulators	Retirement	1982	1960	(301.00)
G381.00-Meters & Regulators	Retirement	1995	1943	(353.00)
G381.00-Meters & Regulators	Retirement	2010	1959	(28,014.97)
G381.00-Meters & Regulators	Retirement	2005	2002	(412.20)
G381.00-Meters & Regulators	Retirement	1999	1938	(412.28)
G381.00-Meters & Regulators	Retirement	2012	1935	(412.39)
G381.00-Meters & Regulators	Retirement	2010	1956	(8,681.97)
G381.00-Meters & Regulators	Retirement	1991	1956	(414.00)
G381.00-Meters & Regulators	Retirement	1995	1944	(414.00)
G381.00-Meters & Regulators	Retirement	2018	2014	(28,194.01)
G381.00-Meters & Regulators	Retirement	1987	1954	(476.00)
G381.00-Meters & Regulators	Retirement	1994	1977	(8,699.00)
G381.00-Meters & Regulators	Retirement	2012	1972	(8,702.09)
G381.00-Meters & Regulators	Retirement	1979	1958	(478.00)
G381.00-Meters & Regulators	Retirement	2014	1968	(8,712.44)
G381.00-Meters & Regulators	Retirement	2014	2013	(549.22)
G381.00-Meters & Regulators	Retirement	2014	1940	(549.25)
G381.00-Meters & Regulators	Retirement	2016	1989	(28,237.62)
G381.00-Meters & Regulators	Retirement	2013	1956	(10,036.80)
G381.00-Meters & Regulators	Retirement	2010	1964	(28,260.14)
G381.00-Meters & Regulators	Retirement	1994	1956	(552.00)

GRC Depr Study Transactional Data

hist acct	tran code	activity year	vintage	amount
G381.00-Meters & Regulators	Retirement	1999	1977	(10,045.98)
G381.00-Meters & Regulators	Retirement	2005	1983	(10,053.34)
G381.00-Meters & Regulators	Retirement	2019	2014	(10,054.71)
G381.00-Meters & Regulators	Retirement	2013	2003	(28,293.77)
G381.00-Meters & Regulators	Retirement	2009	2006	(10,065.37)
G381.00-Meters & Regulators	Retirement	2013	1971	(10,065.66)
G381.00-Meters & Regulators	Retirement	2014	1995	(28,351.43)
G381.00-Meters & Regulators	Retirement	2018	1952	(639.63)
G381.00-Meters & Regulators	Retirement	2003	1960	(10,126.00)
G381.00-Meters & Regulators	Retirement	1995	1965	(11,653.00)
G381.00-Meters & Regulators	Retirement	2020	2000	(103,614.30)
G381.00-Meters & Regulators	Retirement	1998	1968	(11,693.00)
G381.00-Meters & Regulators	Retirement	1995	1937	(737.00)
G381.00-Meters & Regulators	Retirement	2007	1984	(33,817.53)
G381.00-Meters & Regulators	Retirement	1969	1921	(11,701.00)
G381.00-Meters & Regulators	Retirement	2007	1971	(11,702.01)
G381.00-Meters & Regulators	Retirement	1986	1937	(253.00)
G381.00-Meters & Regulators	Retirement	2010	1961	(11,729.03)
G381.00-Meters & Regulators	Retirement	2012	1992	(33,893.42)
G381.00-Meters & Regulators	Retirement	1987	1944	(255.00)
G381.00-Meters & Regulators	Retirement	2020	1992	(33,923.15)
G381.00-Meters & Regulators	Retirement	2000	1971	(13,708.90)
G381.00-Meters & Regulators	Retirement	2005	1971	(104,511.99)
G381.00-Meters & Regulators	Retirement	2007	1929	(303.08)
G381.00-Meters & Regulators	Retirement	1974	1923	(304.00)
G381.00-Meters & Regulators	Retirement	2005	2003	(13,756.61)
G381.00-Meters & Regulators	Retirement	2004	1994	(13,763.40)
G381.00-Meters & Regulators	Retirement	1986	1936	(355.00)
G381.00-Meters & Regulators	Retirement	1979	1936	(355.00)
G381.00-Meters & Regulators	Retirement	1994	1989	(356.00)
G381.00-Meters & Regulators	Retirement	1991	1989	(356.00)
G381.00-Meters & Regulators	Retirement	1976	1954	(416.00)
G381.00-Meters & Regulators	Retirement	2013	1943	(416.63)
G381.00-Meters & Regulators	Retirement	2004	1992	(16,366.34)
G381.00-Meters & Regulators	Retirement	2001	1977	(16,369.39)
G381.00-Meters & Regulators	Retirement	2009	1968	(105,167.47)
G381.00-Meters & Regulators	Retirement	2003	1990	(16,389.68)
G381.00-Meters & Regulators	Retirement	2007	1999	(41,529.79)
G381.00-Meters & Regulators	Retirement	2016	1947	(481.22)
G381.00-Meters & Regulators	Retirement	2008	1992	(105,248.86)
G381.00-Meters & Regulators	Retirement	2017	1954	(1,041.82)
G381.00-Meters & Regulators	Retirement	2016	2000	(16,423.40)

GRC Depr Study Transactional Data

hist acct	tran code	activity year	vintage	amount
G381.00-Meters & Regulators	Retirement	1995	1935	(484.00)
G381.00-Meters & Regulators	Retirement	2008	1948	(16,458.11)
G381.00-Meters & Regulators	Retirement	1990	1951	(555.00)
G381.00-Meters & Regulators	Retirement	2017	1989	(7,609.96)
G381.00-Meters & Regulators	Retirement	2008	1930	(558.09)
G381.00-Meters & Regulators	Retirement	2000	1939	(558.30)
G381.00-Meters & Regulators	Retirement	2008	1942	(7,616.59)
G381.00-Meters & Regulators	Retirement	2001	1965	(7,618.96)
G381.00-Meters & Regulators	Retirement	2000	1967	(7,620.97)
G381.00-Meters & Regulators	Retirement	2015	1967	(559.30)
G381.00-Meters & Regulators	Retirement	2008	1982	(52,903.58)
G381.00-Meters & Regulators	Retirement	1974	1966	(1,042.00)
G381.00-Meters & Regulators	Retirement	2014	1977	(7,643.27)
G381.00-Meters & Regulators	Retirement	2005	1973	(53,037.42)
G381.00-Meters & Regulators	Retirement	1987	1959	(53,125.00)
G381.00-Meters & Regulators	Retirement	2009	1939	(740.06)
G381.00-Meters & Regulators	Retirement	2012	1974	(740.10)
G381.00-Meters & Regulators	Retirement	1981	1936	(741.00)
G381.00-Meters & Regulators	Retirement	2004	1984	(53,319.73)
G381.00-Meters & Regulators	Retirement	2001	1962	(53,325.99)
G381.00-Meters & Regulators	Retirement	2000	1943	(744.88)
G381.00-Meters & Regulators	Retirement	2011	1972	(53,400.99)
G381.00-Meters & Regulators	Retirement	2013	1983	(1,602.13)
G381.00-Meters & Regulators	Retirement	2017	2001	(8,777.48)
G381.00-Meters & Regulators	Retirement	2020	1935	(257.75)
G381.00-Meters & Regulators	Retirement	2013	1932	(8,779.45)
G381.00-Meters & Regulators	Retirement	2007	1975	(128,767.81)
G381.00-Meters & Regulators	Retirement	2010	1979	(53,506.93)
G381.00-Meters & Regulators	Retirement	1984	1976	(259.00)
G381.00-Meters & Regulators	Retirement	1995	1930	(259.00)
G381.00-Meters & Regulators	Retirement	1978	1929	(259.00)
G381.00-Meters & Regulators	Retirement	1990	1952	(306.00)
G381.00-Meters & Regulators	Retirement	2019	1979	(10,154.93)
G381.00-Meters & Regulators	Retirement	2017	1946	(306.94)
G381.00-Meters & Regulators	Retirement	1981	1928	(307.00)
G381.00-Meters & Regulators	Retirement	2015	1941	(307.53)
G381.00-Meters & Regulators	Retirement	1983	1927	(308.00)
G381.00-Meters & Regulators	Retirement	2019	1972	(10,197.19)
G381.00-Meters & Regulators	Retirement	2018	1942	(358.76)
G381.00-Meters & Regulators	Retirement	2015	1978	(358.83)
G381.00-Meters & Regulators	Retirement	1980	1970	(359.00)
G381.00-Meters & Regulators	Retirement	1991	1951	(360.00)

GRC Depr Study Transactional Data

hist acct	tran code	activity year	vintage	amount
G381.00-Meters & Regulators	Retirement	2000	1972	(20,111.05)
G381.00-Meters & Regulators	Retirement	2017	1992	(10,209.20)
G381.00-Meters & Regulators	Retirement	2000	1976	(20,112.09)
G381.00-Meters & Regulators	Retirement	2007	1941	(10,215.54)
G381.00-Meters & Regulators	Retirement	1996	1941	(361.00)
G381.00-Meters & Regulators	Retirement	2012	1982	(20,134.52)
G381.00-Meters & Regulators	Retirement	2014	2002	(11,783.70)
G381.00-Meters & Regulators	Retirement	2008	1965	(11,797.81)
G381.00-Meters & Regulators	Retirement	2007	1927	(11,831.33)
G381.00-Meters & Regulators	Retirement	1987	1952	(485.00)
G381.00-Meters & Regulators	Retirement	2018	1966	(1,422.77)
G381.00-Meters & Regulators	Retirement	2017	1979	(11,872.72)
G381.00-Meters & Regulators	Retirement	2005	1985	(20,226.75)
G381.00-Meters & Regulators	Retirement	1991	1941	(561.00)
G381.00-Meters & Regulators	Retirement	2013	1982	(13,871.33)
G381.00-Meters & Regulators	Retirement	1981	1938	(562.00)
G381.00-Meters & Regulators	Retirement	1998	1973	(13,891.00)
G381.00-Meters & Regulators	Retirement	2013	1933	(13,903.89)
G381.00-Meters & Regulators	Retirement	1997	1966	(13,924.00)
G381.00-Meters & Regulators	Retirement	2001	1973	(23,793.96)
G381.00-Meters & Regulators	Retirement	2019	2013	(75,989.11)
G381.00-Meters & Regulators	Retirement	2006	1930	(648.95)
G381.00-Meters & Regulators	Retirement	1981	1942	(649.00)
G381.00-Meters & Regulators	Retirement	1974	1924	(650.00)
G381.00-Meters & Regulators	Retirement	1975	1925	(651.00)
G381.00-Meters & Regulators	Retirement	1996	1971	(14,005.00)
G381.00-Meters & Regulators	Retirement	2006	2002	(652.65)
G381.00-Meters & Regulators	Retirement	2020	1986	(23,891.69)
G381.00-Meters & Regulators	Retirement	2006	1948	(16,479.57)
G381.00-Meters & Regulators	Retirement	2013	1990	(16,492.91)
G381.00-Meters & Regulators	Retirement	2014	2004	(16,500.67)
G381.00-Meters & Regulators	Retirement	2009	1965	(16,523.72)
G381.00-Meters & Regulators	Retirement	2004	1975	(16,535.03)
G381.00-Meters & Regulators	Retirement	1996	1966	(16,568.00)
G381.00-Meters & Regulators	Retirement	2007	1989	(16,575.42)
G381.00-Meters & Regulators	Retirement	2000	1930	(259.60)
G381.00-Meters & Regulators	Retirement	1984	1973	(206.00)
G381.00-Meters & Regulators	Retirement	1994	1994	(260.00)
G381.00-Meters & Regulators	Retirement	1975	1955	(260.00)
G381.00-Meters & Regulators	Retirement	1983	1945	(260.00)
G381.00-Meters & Regulators	Retirement	2014	1979	(16,621.81)
G381.00-Meters & Regulators	Retirement	2005	1972	(24,038.89)

GRC Depr Study Transactional Data

hist acct	tran code	activity year	vintage	amount
G381.00-Meters & Regulators	Retirement	1980	1931	(261.00)
G381.00-Meters & Regulators	Retirement	1974	1928	(261.00)
G381.00-Meters & Regulators	Retirement	2004	1959	(16,645.25)
G381.00-Meters & Regulators	Retirement	2004	1933	(308.31)
G381.00-Meters & Regulators	Retirement	1998	1938	(309.00)
G381.00-Meters & Regulators	Retirement	2010	2001	(7,685.24)
G381.00-Meters & Regulators	Retirement	1999	1967	(7,689.01)
G381.00-Meters & Regulators	Retirement	2016	2012	(7,700.32)
G381.00-Meters & Regulators	Retirement	2007	2003	(1,423.20)
G381.00-Meters & Regulators	Retirement	1980	1958	(363.00)
G381.00-Meters & Regulators	Retirement	1994	1954	(363.00)
G381.00-Meters & Regulators	Retirement	2016	1996	(28,518.09)
G381.00-Meters & Regulators	Retirement	1992	1971	(28,525.00)
G381.00-Meters & Regulators	Retirement	1983	1942	(364.00)
G381.00-Meters & Regulators	Retirement	2009	1949	(7,721.97)
G381.00-Meters & Regulators	Retirement	2013	1999	(8,805.90)
G381.00-Meters & Regulators	Retirement	2020	1946	(364.47)
G381.00-Meters & Regulators	Retirement	2014	1960	(8,813.37)
G381.00-Meters & Regulators	Retirement	2003	1935	(422.69)
G381.00-Meters & Regulators	Retirement	1977	1927	(423.00)
G381.00-Meters & Regulators	Retirement	1976	1922	(423.00)
G381.00-Meters & Regulators	Retirement	2017	1993	(8,819.65)
G381.00-Meters & Regulators	Retirement	1984	1948	(8,830.00)
G381.00-Meters & Regulators	Retirement	1977	1928	(424.00)
G381.00-Meters & Regulators	Retirement	2012	1996	(8,860.11)
G381.00-Meters & Regulators	Retirement	2002	2000	(489.82)
G381.00-Meters & Regulators	Retirement	2002	1982	(8,863.23)
G381.00-Meters & Regulators	Retirement	1990	1977	(491.00)
G381.00-Meters & Regulators	Retirement	1994	1960	(8,866.00)
G381.00-Meters & Regulators	Retirement	1983	1961	(492.00)
G381.00-Meters & Regulators	Retirement	2015	2006	(10,231.76)
G381.00-Meters & Regulators	Retirement	2002	1936	(493.33)
G381.00-Meters & Regulators	Retirement	1991	1979	(494.00)
G381.00-Meters & Regulators	Retirement	1990	1948	(494.00)
G381.00-Meters & Regulators	Retirement	2011	1933	(565.21)
G381.00-Meters & Regulators	Retirement	2020	1942	(565.73)
G381.00-Meters & Regulators	Retirement	1972	1922	(566.00)
G381.00-Meters & Regulators	Retirement	2016	1949	(567.42)
G381.00-Meters & Regulators	Retirement	1986	1951	(568.00)
G381.00-Meters & Regulators	Retirement	1998	1989	(570.00)
G381.00-Meters & Regulators	Retirement	2007	1954	(10,272.81)
G381.00-Meters & Regulators	Retirement	2012	1959	(10,278.21)

GRC Depr Study Transactional Data

hist acct	tran code	activity year	vintage	amount
G381.00-Meters & Regulators	Retirement	2010	1955	(10,284.82)
G381.00-Meters & Regulators	Retirement	2013	1979	(10,306.52)
G381.00-Meters & Regulators	Retirement	2005	1982	(10,320.13)
G381.00-Meters & Regulators	Retirement	1999	1951	(10,320.78)
G381.00-Meters & Regulators	Retirement	1972	1964	(659.00)
G381.00-Meters & Regulators	Retirement	2002	1944	(750.02)
G381.00-Meters & Regulators	Retirement	1994	1926	(751.00)
G381.00-Meters & Regulators	Retirement	2006	1976	(34,526.61)
G381.00-Meters & Regulators	Retirement	2017	1996	(11,936.27)
G381.00-Meters & Regulators	Retirement	2009	1961	(11,940.34)
G381.00-Meters & Regulators	Retirement	2004	1953	(11,958.75)
G381.00-Meters & Regulators	Retirement	1994	1971	(34,583.00)
G381.00-Meters & Regulators	Retirement	2008	1971	(11,981.13)
G381.00-Meters & Regulators	Retirement	1996	1942	(262.00)
G381.00-Meters & Regulators	Retirement	1984	1929	(263.00)
G381.00-Meters & Regulators	Retirement	1951	1923	(263.00)
G381.00-Meters & Regulators	Retirement	2010	1981	(12,005.66)
G381.00-Meters & Regulators	Retirement	2015	1986	(12,021.52)
G381.00-Meters & Regulators	Retirement	2020	1980	(12,022.03)
G381.00-Meters & Regulators	Retirement	2003	1973	(41,839.73)
G381.00-Meters & Regulators	Retirement	2013	1939	(311.60)
G381.00-Meters & Regulators	Retirement	2009	2007	(14,042.21)
G381.00-Meters & Regulators	Retirement	2005	1974	(14,054.34)
G381.00-Meters & Regulators	Retirement	1995	1986	(14,082.00)
G381.00-Meters & Regulators	Retirement	2016	1995	(87,127.61)
G381.00-Meters & Regulators	Retirement	1995	1990	(313.00)
G381.00-Meters & Regulators	Retirement	1985	1959	(365.00)
G381.00-Meters & Regulators	Retirement	1986	1916	(365.00)
G381.00-Meters & Regulators	Retirement	2008	1949	(14,136.39)
G381.00-Meters & Regulators	Retirement	2019	2003	(42,201.79)
G381.00-Meters & Regulators	Retirement	2019	2011	(16,649.39)
G381.00-Meters & Regulators	Retirement	1984	1978	(426.00)
G381.00-Meters & Regulators	Retirement	1973	1925	(426.00)
G381.00-Meters & Regulators	Retirement	2020	2005	(42,300.47)
G381.00-Meters & Regulators	Retirement	2014	1990	(42,330.72)
G381.00-Meters & Regulators	Retirement	1987	1917	(427.00)
G381.00-Meters & Regulators	Retirement	2002	1945	(427.77)
G381.00-Meters & Regulators	Retirement	2020	1984	(16,722.35)
G381.00-Meters & Regulators	Retirement	1996	1948	(429.00)
G381.00-Meters & Regulators	Retirement	1987	1935	(494.00)
G381.00-Meters & Regulators	Retirement	2012	2004	(16,781.27)
G381.00-Meters & Regulators	Retirement	2016	1941	(494.74)

GRC Depr Study Transactional Data

hist acct	tran code	activity year	vintage	amount
G381.00-Meters & Regulators	Retirement	2005	1997	(16,790.86)
G381.00-Meters & Regulators	Retirement	2009	1971	(16,826.17)
G381.00-Meters & Regulators	Retirement	2017	1942	(496.73)
G381.00-Meters & Regulators	Retirement	1981	1969	(7,727.00)
G381.00-Meters & Regulators	Retirement	2013	1954	(7,728.82)
G381.00-Meters & Regulators	Retirement	1983	1926	(497.00)
G381.00-Meters & Regulators	Retirement	1983	1954	(53,936.00)
G381.00-Meters & Regulators	Retirement	2017	2006	(7,745.27)
G381.00-Meters & Regulators	Retirement	2006	1962	(7,746.60)
G381.00-Meters & Regulators	Retirement	1996	1950	(575.00)
G381.00-Meters & Regulators	Retirement	1981	1926	(575.00)
G381.00-Meters & Regulators	Retirement	2000	1959	(7,761.71)
G381.00-Meters & Regulators	Retirement	2011	1995	(7,762.73)
G381.00-Meters & Regulators	Retirement	2008	1977	(54,165.20)
G381.00-Meters & Regulators	Retirement	2000	1992	(7,776.57)
G381.00-Meters & Regulators	Retirement	2006	1966	(7,777.51)
G381.00-Meters & Regulators	Retirement	2006	1961	(7,784.11)
G381.00-Meters & Regulators	Retirement	2014	2010	(7,788.86)
G381.00-Meters & Regulators	Retirement	2004	1948	(7,789.18)
G381.00-Meters & Regulators	Retirement	2020	2016	(54,414.47)
G381.00-Meters & Regulators	Retirement	1987	1934	(756.00)
G381.00-Meters & Regulators	Retirement	1997	1986	(20,236.00)
G381.00-Meters & Regulators	Retirement	2002	1980	(8,924.40)
G381.00-Meters & Regulators	Retirement	2016	2006	(8,928.46)
G381.00-Meters & Regulators	Retirement	2000	1969	(20,256.90)
G381.00-Meters & Regulators	Retirement	1991	1986	(8,937.00)
G381.00-Meters & Regulators	Retirement	2007	1948	(20,299.05)
G381.00-Meters & Regulators	Retirement	1994	1940	(315.00)
G381.00-Meters & Regulators	Retirement	2010	1994	(20,318.80)
G381.00-Meters & Regulators	Retirement	1998	1969	(20,333.00)
G381.00-Meters & Regulators	Retirement	2014	2005	(10,371.90)
G381.00-Meters & Regulators	Retirement	2017	1966	(316.17)
G381.00-Meters & Regulators	Retirement	2009	1953	(10,374.17)
G381.00-Meters & Regulators	Retirement	2012	1960	(10,376.02)
G381.00-Meters & Regulators	Retirement	2001	1951	(10,376.31)
G381.00-Meters & Regulators	Retirement	1996	1995	(10,389.00)
G381.00-Meters & Regulators	Retirement	1981	1979	(369.00)
G381.00-Meters & Regulators	Retirement	2017	2006	(10,398.10)
G381.00-Meters & Regulators	Retirement	2009	1993	(10,403.69)
G381.00-Meters & Regulators	Retirement	2010	1948	(10,407.03)
G381.00-Meters & Regulators	Retirement	1979	1956	(370.00)
G381.00-Meters & Regulators	Retirement	1993	1972	(20,390.00)

GRC Depr Study Transactional Data

hist acct	tran code	activity year	vintage	amount
G381.00-Meters & Regulators	Retirement	2018	1984	(12,031.89)
G381.00-Meters & Regulators	Retirement	2009	1992	(12,031.92)
G381.00-Meters & Regulators	Retirement	1998	1998	(372.00)
G381.00-Meters & Regulators	Retirement	1980	1942	(372.00)
G381.00-Meters & Regulators	Retirement	1996	1969	(12,037.00)
G381.00-Meters & Regulators	Retirement	1999	1995	(430.28)
G381.00-Meters & Regulators	Retirement	1985	1957	(24,098.00)
G381.00-Meters & Regulators	Retirement	2009	1973	(131,370.07)
G381.00-Meters & Regulators	Retirement	1993	1979	(432.00)
G381.00-Meters & Regulators	Retirement	1998	1970	(12,066.00)
G381.00-Meters & Regulators	Retirement	2002	1938	(432.91)
G381.00-Meters & Regulators	Retirement	2017	1995	(12,082.22)
G381.00-Meters & Regulators	Retirement	2001	1970	(24,163.67)
G381.00-Meters & Regulators	Retirement	1972	1917	(500.00)
G381.00-Meters & Regulators	Retirement	2012	1976	(12,113.71)
G381.00-Meters & Regulators	Retirement	2005	1992	(14,191.28)
G381.00-Meters & Regulators	Retirement	1981	1944	(501.00)
G381.00-Meters & Regulators	Retirement	1983	1934	(501.00)
G381.00-Meters & Regulators	Retirement	2010	1986	(14,212.88)
G381.00-Meters & Regulators	Retirement	2000	1962	(24,225.17)
G381.00-Meters & Regulators	Retirement	2012	1998	(14,256.86)
G381.00-Meters & Regulators	Retirement	2002	1969	(14,261.30)
G381.00-Meters & Regulators	Retirement	1990	1960	(24,281.00)
G381.00-Meters & Regulators	Retirement	2000	1975	(580.24)
G381.00-Meters & Regulators	Retirement	2002	1943	(580.74)
G381.00-Meters & Regulators	Retirement	1999	1943	(580.76)
G381.00-Meters & Regulators	Retirement	1997	1954	(581.00)
G381.00-Meters & Regulators	Retirement	2006	1974	(14,318.32)
G381.00-Meters & Regulators	Retirement	2010	1983	(303,299.03)
G381.00-Meters & Regulators	Retirement	2017	1949	(666.11)
G381.00-Meters & Regulators	Retirement	2011	1984	(132,998.40)
G381.00-Meters & Regulators	Retirement	2017	1941	(668.55)
G381.00-Meters & Regulators	Retirement	1979	1963	(670.00)
G381.00-Meters & Regulators	Retirement	2009	1996	(28,653.52)
G381.00-Meters & Regulators	Retirement	1983	1956	(76,956.00)
G381.00-Meters & Regulators	Retirement	1992	1984	(672.00)
G381.00-Meters & Regulators	Retirement	1994	1974	(76,964.00)
G381.00-Meters & Regulators	Retirement	2012	1951	(16,923.89)
G381.00-Meters & Regulators	Retirement	2020	1949	(764.78)
G381.00-Meters & Regulators	Retirement	2014	1937	(765.86)
G381.00-Meters & Regulators	Retirement	2012	1937	(765.86)
G381.00-Meters & Regulators	Retirement	2017	2013	(765.93)

GRC Depr Study Transactional Data

hist acct	tran code	activity year	vintage	amount
G381.00-Meters & Regulators	Retirement	2000	1935	(268.06)
G381.00-Meters & Regulators	Retirement	1995	1945	(269.00)
G381.00-Meters & Regulators	Retirement	1990	1970	(17,016.00)
G381.00-Meters & Regulators	Retirement	2009	1998	(17,030.03)
G381.00-Meters & Regulators	Retirement	2002	1989	(77,287.92)
G381.00-Meters & Regulators	Retirement	1963	1925	(270.00)
G381.00-Meters & Regulators	Retirement	2011	2000	(28,780.22)
G381.00-Meters & Regulators	Retirement	2019	2006	(28,780.40)
G381.00-Meters & Regulators	Retirement	1994	1944	(271.00)
G381.00-Meters & Regulators	Retirement	2009	1957	(28,801.72)
G381.00-Meters & Regulators	Retirement	1998	1944	(319.00)
G381.00-Meters & Regulators	Retirement	1999	1936	(319.19)
G381.00-Meters & Regulators	Retirement	2020	1936	(319.20)
G381.00-Meters & Regulators	Retirement	2014	1976	(28,896.15)
G381.00-Meters & Regulators	Retirement	2015	1942	(372.56)
G381.00-Meters & Regulators	Retirement	1990	1942	(373.00)
G381.00-Meters & Regulators	Retirement	1985	1924	(373.00)
G381.00-Meters & Regulators	Retirement	1999	1992	(7,864.50)
G381.00-Meters & Regulators	Retirement	2005	1957	(8,956.62)
G381.00-Meters & Regulators	Retirement	2012	1932	(8,961.64)
G381.00-Meters & Regulators	Retirement	2004	1966	(34,659.11)
G381.00-Meters & Regulators	Retirement	1995	1959	(8,974.00)
G381.00-Meters & Regulators	Retirement	2006	1973	(77,884.26)
G381.00-Meters & Regulators	Retirement	2015	1980	(8,996.26)
G381.00-Meters & Regulators	Retirement	2008	1963	(9,029.18)
G381.00-Meters & Regulators	Retirement	2006	1967	(34,852.93)
G381.00-Meters & Regulators	Retirement	2014	1938	(505.06)
G381.00-Meters & Regulators	Retirement	2018	1998	(34,879.01)
G381.00-Meters & Regulators	Retirement	1950	1923	(506.00)
G381.00-Meters & Regulators	Retirement	2001	1939	(506.34)
G381.00-Meters & Regulators	Retirement	2015	1947	(581.49)
G381.00-Meters & Regulators	Retirement	2017	1947	(581.50)
G381.00-Meters & Regulators	Retirement	2009	1929	(581.90)
G381.00-Meters & Regulators	Retirement	2010	1950	(10,464.53)
G381.00-Meters & Regulators	Retirement	1997	1972	(10,482.00)
G381.00-Meters & Regulators	Retirement	2006	1968	(78,412.01)
G381.00-Meters & Regulators	Retirement	2001	1972	(10,484.82)
G381.00-Meters & Regulators	Retirement	2019	1996	(35,003.49)
G381.00-Meters & Regulators	Retirement	2007	1930	(674.91)
G381.00-Meters & Regulators	Retirement	1994	1988	(675.00)
G381.00-Meters & Regulators	Retirement	1984	1956	(676.00)
G381.00-Meters & Regulators	Retirement	2016	1987	(12,130.16)

GRC Depr Study Transactional Data

hist acct	tran code	activity year	vintage	amount
G381.00-Meters & Regulators	Retirement	2011	1981	(12,133.53)
G381.00-Meters & Regulators	Retirement	2014	2009	(12,137.79)
G381.00-Meters & Regulators	Retirement	2002	1968	(12,144.95)
G381.00-Meters & Regulators	Retirement	1973	1949	(678.00)
G381.00-Meters & Regulators	Retirement	2020	1991	(87,718.61)
G381.00-Meters & Regulators	Retirement	2015	1958	(768.03)
G381.00-Meters & Regulators	Retirement	2018	1958	(768.03)
G381.00-Meters & Regulators	Retirement	2000	1990	(12,179.51)
G381.00-Meters & Regulators	Retirement	2010	1985	(42,632.48)
G381.00-Meters & Regulators	Retirement	2007	1973	(42,653.92)
G381.00-Meters & Regulators	Retirement	1992	1982	(272.00)
G381.00-Meters & Regulators	Retirement	2020	1939	(272.66)
G381.00-Meters & Regulators	Retirement	1989	1971	(273.00)
G381.00-Meters & Regulators	Retirement	1986	1971	(273.00)
G381.00-Meters & Regulators	Retirement	2010	1988	(42,763.71)
G381.00-Meters & Regulators	Retirement	1977	1965	(275.00)
G381.00-Meters & Regulators	Retirement	2011	1955	(14,408.79)
G381.00-Meters & Regulators	Retirement	2018	1987	(14,452.64)
G381.00-Meters & Regulators	Retirement	1984	1946	(323.00)
G381.00-Meters & Regulators	Retirement	2020	1945	(190.12)
G381.00-Meters & Regulators	Retirement	2007	1972	(14,487.23)
G381.00-Meters & Regulators	Retirement	2012	1930	(14,497.71)
G381.00-Meters & Regulators	Retirement	2010	1929	(17,117.12)
G381.00-Meters & Regulators	Retirement	1984	1981	(438.00)
G381.00-Meters & Regulators	Retirement	1999	1974	(17,144.78)
G381.00-Meters & Regulators	Retirement	2001	1979	(17,165.18)
G381.00-Meters & Regulators	Retirement	1991	1947	(441.00)
G381.00-Meters & Regulators	Retirement	2004	1973	(55,034.46)
G381.00-Meters & Regulators	Retirement	2019	1946	(441.21)
G381.00-Meters & Regulators	Retirement	2005	1930	(441.30)
G381.00-Meters & Regulators	Retirement	2019	1942	(441.54)
G381.00-Meters & Regulators	Retirement	1992	1974	(17,211.00)
G381.00-Meters & Regulators	Retirement	2019	1984	(17,214.41)
G381.00-Meters & Regulators	Retirement	2017	1980	(17,248.19)
G381.00-Meters & Regulators	Retirement	2006	1996	(55,212.59)
G381.00-Meters & Regulators	Retirement	2013	1944	(510.66)
G381.00-Meters & Regulators	Retirement	1966	1928	(587.00)
G381.00-Meters & Regulators	Retirement	2006	1982	(7,890.95)
G381.00-Meters & Regulators	Retirement	2007	1968	(89,449.76)
G381.00-Meters & Regulators	Retirement	2009	1955	(7,895.91)
G381.00-Meters & Regulators	Retirement	2009	1952	(7,897.95)
G381.00-Meters & Regulators	Retirement	2007	1966	(7,903.98)

GRC Depr Study Transactional Data

hist acct	tran code	activity year	vintage	amount
G381.00-Meters & Regulators	Retirement	2019	1941	(588.32)
G381.00-Meters & Regulators	Retirement	2004	1974	(7,914.49)
G381.00-Meters & Regulators	Retirement	2012	1968	(7,917.74)
G381.00-Meters & Regulators	Retirement	1991	1958	(590.00)
G381.00-Meters & Regulators	Retirement	1998	1940	(590.00)
G381.00-Meters & Regulators	Retirement	1986	1917	(592.00)
G381.00-Meters & Regulators	Retirement	2009	1933	(678.24)
G381.00-Meters & Regulators	Retirement	2007	1955	(9,052.64)
G381.00-Meters & Regulators	Retirement	2001	1943	(681.75)
G381.00-Meters & Regulators	Retirement	1983	1949	(684.00)
G381.00-Meters & Regulators	Retirement	1990	1987	(9,095.00)
G381.00-Meters & Regulators	Retirement	2019	2009	(20,459.79)
G381.00-Meters & Regulators	Retirement	2013	1957	(9,102.97)
G381.00-Meters & Regulators	Retirement	2012	2001	(108,276.97)
G381.00-Meters & Regulators	Retirement	2020	1950	(776.05)
G381.00-Meters & Regulators	Retirement	2017	1950	(776.06)
G381.00-Meters & Regulators	Retirement	2014	1988	(108,288.71)
G381.00-Meters & Regulators	Retirement	1983	1937	(9,116.00)
G381.00-Meters & Regulators	Retirement	2014	1959	(9,126.08)
G381.00-Meters & Regulators	Retirement	2018	1989	(20,508.89)
G381.00-Meters & Regulators	Retirement	1990	1956	(276.00)
G381.00-Meters & Regulators	Retirement	2019	1980	(10,534.19)
G381.00-Meters & Regulators	Retirement	1981	1952	(10,547.00)
G381.00-Meters & Regulators	Retirement	2020	1943	(277.75)
G381.00-Meters & Regulators	Retirement	1991	1952	(278.00)
G381.00-Meters & Regulators	Retirement	1984	1932	(278.00)
G381.00-Meters & Regulators	Retirement	2007	1953	(20,550.22)
G381.00-Meters & Regulators	Retirement	2009	1976	(20,551.01)
G381.00-Meters & Regulators	Retirement	2009	1970	(108,756.52)
G381.00-Meters & Regulators	Retirement	1998	1966	(10,572.00)
G381.00-Meters & Regulators	Retirement	2008	1964	(10,573.93)
G381.00-Meters & Regulators	Retirement	2006	1989	(10,582.95)
G381.00-Meters & Regulators	Retirement	1997	1955	(326.00)
G381.00-Meters & Regulators	Retirement	1991	1969	(24,356.00)
G381.00-Meters & Regulators	Retirement	1984	1957	(24,372.00)
G381.00-Meters & Regulators	Retirement	2000	1945	(380.23)
G381.00-Meters & Regulators	Retirement	2014	1945	(380.24)
G381.00-Meters & Regulators	Retirement	2011	1964	(12,241.84)
G381.00-Meters & Regulators	Retirement	1990	1974	(12,242.00)
G381.00-Meters & Regulators	Retirement	2012	1952	(12,291.87)
G381.00-Meters & Regulators	Retirement	2017	1987	(12,309.33)
G381.00-Meters & Regulators	Retirement	2015	1974	(444.00)

GRC Depr Study Transactional Data

hist acct	tran code	activity year	vintage	amount
G381.00-Meters & Regulators	Retirement	2019	1974	(444.00)
G381.00-Meters & Regulators	Retirement	1996	1987	(444.00)
G381.00-Meters & Regulators	Retirement	1994	1981	(444.00)
G381.00-Meters & Regulators	Retirement	2009	1974	(444.00)
G381.00-Meters & Regulators	Retirement	2001	1936	(444.95)
G381.00-Meters & Regulators	Retirement	1987	1956	(445.00)
G381.00-Meters & Regulators	Retirement	1976	1955	(511.00)
G381.00-Meters & Regulators	Retirement	2007	1995	(24,565.46)
G381.00-Meters & Regulators	Retirement	1981	1946	(513.00)
G381.00-Meters & Regulators	Retirement	2009	1964	(14,539.16)
G381.00-Meters & Regulators	Retirement	2000	1970	(24,601.28)
G381.00-Meters & Regulators	Retirement	2001	2000	(514.44)
G381.00-Meters & Regulators	Retirement	2001	1938	(515.36)
G381.00-Meters & Regulators	Retirement	2016	1974	(592.20)
G381.00-Meters & Regulators	Retirement	2017	1974	(592.20)
G381.00-Meters & Regulators	Retirement	2020	1974	(592.20)
G381.00-Meters & Regulators	Retirement	1991	1967	(14,604.00)
G381.00-Meters & Regulators	Retirement	2016	2003	(24,654.41)
G381.00-Meters & Regulators	Retirement	2012	1984	(28,962.46)
G381.00-Meters & Regulators	Retirement	2006	1992	(28,972.25)
G381.00-Meters & Regulators	Retirement	2002	1977	(14,646.59)
G381.00-Meters & Regulators	Retirement	1984	1938	(596.00)
G381.00-Meters & Regulators	Retirement	2004	1991	(29,011.96)
G381.00-Meters & Regulators	Retirement	2009	1989	(17,264.69)
G381.00-Meters & Regulators	Retirement	2018	1948	(686.65)
G381.00-Meters & Regulators	Retirement	1991	1926	(687.00)
G381.00-Meters & Regulators	Retirement	1997	1973	(17,281.00)
G381.00-Meters & Regulators	Retirement	2014	1996	(17,340.77)
G381.00-Meters & Regulators	Retirement	2014	1998	(17,380.23)
G381.00-Meters & Regulators	Retirement	2010	2000	(29,173.95)
G381.00-Meters & Regulators	Retirement	1999	1935	(278.35)
G381.00-Meters & Regulators	Retirement	2008	1929	(278.83)
G381.00-Meters & Regulators	Retirement	2011	2007	(7,940.21)
G381.00-Meters & Regulators	Retirement	2003	1953	(7,947.74)
G381.00-Meters & Regulators	Retirement	1994	1965	(7,951.00)
G381.00-Meters & Regulators	Retirement	2007	1952	(29,227.94)
G381.00-Meters & Regulators	Retirement	1986	1958	(29,231.00)
G381.00-Meters & Regulators	Retirement	2011	1954	(29,243.58)
G381.00-Meters & Regulators	Retirement	2006	1979	(29,248.68)
G381.00-Meters & Regulators	Retirement	2016	1946	(191.83)
G381.00-Meters & Regulators	Retirement	1948	1923	(328.00)
G381.00-Meters & Regulators	Retirement	2018	1997	(29,259.63)

GRC Depr Study Transactional Data

hist acct	tran code	activity year	vintage	amount
G381.00-Meters & Regulators	Retirement	2015	1997	(7,985.89)
G381.00-Meters & Regulators	Retirement	1972	1968	(330.00)
G381.00-Meters & Regulators	Retirement	2015	1946	(191.83)
G381.00-Meters & Regulators	Retirement	2018	1946	(191.83)
G381.00-Meters & Regulators	Retirement	1985	1945	(384.00)
G381.00-Meters & Regulators	Retirement	2009	1951	(9,155.56)
G381.00-Meters & Regulators	Retirement	2006	1957	(35,182.58)
G381.00-Meters & Regulators	Retirement	2006	2004	(9,159.07)
G381.00-Meters & Regulators	Retirement	1991	1942	(386.00)
G381.00-Meters & Regulators	Retirement	1980	1972	(387.00)
G381.00-Meters & Regulators	Retirement	1956	1936	(387.00)
G381.00-Meters & Regulators	Retirement	2017	2012	(446.40)
G381.00-Meters & Regulators	Retirement	2011	1966	(9,200.24)
G381.00-Meters & Regulators	Retirement	2006	1969	(78,794.27)
G381.00-Meters & Regulators	Retirement	2018	1950	(450.60)
G381.00-Meters & Regulators	Retirement	2015	1950	(450.62)
G381.00-Meters & Regulators	Retirement	2005	1975	(9,231.43)
G381.00-Meters & Regulators	Retirement	1989	1967	(518.00)
G381.00-Meters & Regulators	Retirement	1991	1978	(980.00)
G381.00-Meters & Regulators	Retirement	2013	1960	(10,657.31)
G381.00-Meters & Regulators	Retirement	2019	1937	(520.03)
G381.00-Meters & Regulators	Retirement	2000	1937	(520.05)
G381.00-Meters & Regulators	Retirement	1984	1947	(598.00)
G381.00-Meters & Regulators	Retirement	2018	2010	(35,562.75)
G381.00-Meters & Regulators	Retirement	1994	1967	(42,978.00)
G381.00-Meters & Regulators	Retirement	2015	1948	(600.83)
G381.00-Meters & Regulators	Retirement	1987	1945	(601.00)
G381.00-Meters & Regulators	Retirement	1998	1974	(10,728.00)
G381.00-Meters & Regulators	Retirement	1996	1973	(12,361.00)
G381.00-Meters & Regulators	Retirement	2006	1927	(12,366.30)
G381.00-Meters & Regulators	Retirement	2005	2001	(691.71)
G381.00-Meters & Regulators	Retirement	1978	1952	(192.00)
G381.00-Meters & Regulators	Retirement	1953	1924	(695.00)
G381.00-Meters & Regulators	Retirement	2020	1982	(12,405.50)
G381.00-Meters & Regulators	Retirement	1995	1936	(696.00)
G381.00-Meters & Regulators	Retirement	1987	1947	(192.00)
G381.00-Meters & Regulators	Retirement	2008	1968	(79,736.54)
G381.00-Meters & Regulators	Retirement	1998	1939	(234.00)
G381.00-Meters & Regulators	Retirement	2017	1998	(12,432.76)
G381.00-Meters & Regulators	Retirement	2012	1981	(12,439.52)
G381.00-Meters & Regulators	Retirement	2002	1963	(43,303.29)
G381.00-Meters & Regulators	Retirement	1991	1990	(235.00)

GRC Depr Study Transactional Data

hist acct	tran code	activity year	vintage	amount
G381.00-Meters & Regulators	Retirement	2015	1999	(12,474.06)
G381.00-Meters & Regulators	Retirement	1984	1945	(236.00)
G381.00-Meters & Regulators	Retirement	1994	1937	(236.00)
G381.00-Meters & Regulators	Retirement	2010	1982	(12,482.53)
G381.00-Meters & Regulators	Retirement	2010	1989	(43,471.56)
G381.00-Meters & Regulators	Retirement	2011	2009	(14,703.59)
G381.00-Meters & Regulators	Retirement	2008	1984	(55,760.85)
G381.00-Meters & Regulators	Retirement	2015	1992	(14,771.28)
G381.00-Meters & Regulators	Retirement	2020	1937	(330.92)
G381.00-Meters & Regulators	Retirement	2001	1976	(14,774.61)
G381.00-Meters & Regulators	Retirement	1970	1967	(331.00)
G381.00-Meters & Regulators	Retirement	2016	1942	(331.16)
G381.00-Meters & Regulators	Retirement	1980	1961	(333.00)
G381.00-Meters & Regulators	Retirement	2003	1970	(14,857.65)
G381.00-Meters & Regulators	Retirement	1955	1936	(387.00)
G381.00-Meters & Regulators	Retirement	2014	1987	(17,462.48)
G381.00-Meters & Regulators	Retirement	2018	2001	(17,472.07)
G381.00-Meters & Regulators	Retirement	2018	1941	(387.74)
G381.00-Meters & Regulators	Retirement	1978	1935	(390.00)
G381.00-Meters & Regulators	Retirement	2004	1985	(17,567.98)
G381.00-Meters & Regulators	Retirement	1994	1968	(56,452.00)
G381.00-Meters & Regulators	Retirement	2012	1979	(17,581.74)
G381.00-Meters & Regulators	Retirement	2020	1995	(90,142.19)
G381.00-Meters & Regulators	Retirement	2010	1996	(20,604.82)
G381.00-Meters & Regulators	Retirement	2018	1996	(20,610.70)
G381.00-Meters & Regulators	Retirement	1995	1938	(453.00)
G381.00-Meters & Regulators	Retirement	2014	1984	(17,615.61)
G381.00-Meters & Regulators	Retirement	1983	1959	(523.00)
G381.00-Meters & Regulators	Retirement	2001	1945	(602.05)
G381.00-Meters & Regulators	Retirement	1981	1930	(603.00)
G381.00-Meters & Regulators	Retirement	2003	1950	(8,036.15)
G381.00-Meters & Regulators	Retirement	1995	1987	(8,038.00)
G381.00-Meters & Regulators	Retirement	1983	1970	(604.00)
G381.00-Meters & Regulators	Retirement	2005	1951	(20,724.84)
G381.00-Meters & Regulators	Retirement	2004	1962	(6,497.16)
G381.00-Meters & Regulators	Retirement	2014	1982	(9,239.82)
G381.00-Meters & Regulators	Retirement	2016	1980	(20,777.72)
G381.00-Meters & Regulators	Retirement	2017	1964	(2,769.36)
G381.00-Meters & Regulators	Retirement	2003	1998	(2,770.10)
G381.00-Meters & Regulators	Retirement	2012	1989	(20,799.28)
G381.00-Meters & Regulators	Retirement	2010	1952	(20,801.61)
G381.00-Meters & Regulators	Retirement	1996	1972	(9,273.00)

GRC Depr Study Transactional Data

hist acct	tran code	activity year	vintage	amount
G381.00-Meters & Regulators	Retirement	2006	1960	(20,814.55)
G381.00-Meters & Regulators	Retirement	2006	1998	(9,273.35)
G381.00-Meters & Regulators	Retirement	2001	1959	(9,277.68)
G381.00-Meters & Regulators	Retirement	1998	1975	(2,779.00)
G381.00-Meters & Regulators	Retirement	1998	1972	(9,291.00)
G381.00-Meters & Regulators	Retirement	2013	1948	(2,789.52)
G381.00-Meters & Regulators	Retirement	2020	2017	(24,712.33)
G381.00-Meters & Regulators	Retirement	1981	1966	(3,098.00)
G381.00-Meters & Regulators	Retirement	1997	1961	(10,779.00)
G381.00-Meters & Regulators	Retirement	2010	2003	(3,107.23)
G381.00-Meters & Regulators	Retirement	2008	1995	(91,745.49)
G381.00-Meters & Regulators	Retirement	2001	1948	(3,476.19)
G381.00-Meters & Regulators	Retirement	2006	1954	(10,805.82)
G381.00-Meters & Regulators	Retirement	2018	2015	(10,806.92)
G381.00-Meters & Regulators	Retirement	1973	1948	(3,481.00)
G381.00-Meters & Regulators	Retirement	2008	1966	(10,812.64)
G381.00-Meters & Regulators	Retirement	2016	1959	(3,486.71)
G381.00-Meters & Regulators	Retirement	2001	1960	(10,822.03)
G381.00-Meters & Regulators	Retirement	1995	1966	(10,823.00)
G381.00-Meters & Regulators	Retirement	2011	1930	(10,824.63)
G381.00-Meters & Regulators	Retirement	1999	1978	(24,841.11)
G381.00-Meters & Regulators	Retirement	2008	1954	(12,501.80)
G381.00-Meters & Regulators	Retirement	2012	2003	(12,505.10)
G381.00-Meters & Regulators	Retirement	2016	2010	(3,931.50)
G381.00-Meters & Regulators	Retirement	2016	2007	(3,937.55)
G381.00-Meters & Regulators	Retirement	2003	1968	(24,887.10)
G381.00-Meters & Regulators	Retirement	1983	1971	(3,946.00)
G381.00-Meters & Regulators	Retirement	1999	1970	(12,545.65)
G381.00-Meters & Regulators	Retirement	2009	1994	(12,549.37)
G381.00-Meters & Regulators	Retirement	2001	1968	(12,554.12)
G381.00-Meters & Regulators	Retirement	2020	1975	(4,466.48)
G381.00-Meters & Regulators	Retirement	2003	1961	(4,473.24)
G381.00-Meters & Regulators	Retirement	2001	1995	(4,474.72)
G381.00-Meters & Regulators	Retirement	2006	1956	(12,608.21)
G381.00-Meters & Regulators	Retirement	1990	1967	(4,497.00)
G381.00-Meters & Regulators	Retirement	2012	1962	(4,498.06)
G381.00-Meters & Regulators	Retirement	1999	1960	(4,500.43)
G381.00-Meters & Regulators	Retirement	2017	1986	(14,884.57)
G381.00-Meters & Regulators	Retirement	2005	1970	(29,375.39)
G381.00-Meters & Regulators	Retirement	2017	2009	(5,065.10)
G381.00-Meters & Regulators	Retirement	1995	1962	(5,071.00)
G381.00-Meters & Regulators	Retirement	2016	1977	(5,072.67)

GRC Depr Study Transactional Data

hist acct	tran code	activity year	vintage	amount
G381.00-Meters & Regulators	Retirement	2001	1999	(5,083.86)
G381.00-Meters & Regulators	Retirement	2019	1990	(29,444.46)
G381.00-Meters & Regulators	Retirement	2000	1952	(5,756.58)
G381.00-Meters & Regulators	Retirement	1983	1938	(5,763.00)
G381.00-Meters & Regulators	Retirement	1993	1965	(5,766.00)
G381.00-Meters & Regulators	Retirement	2011	1989	(29,478.82)
G381.00-Meters & Regulators	Retirement	2002	1996	(5,775.56)
G381.00-Meters & Regulators	Retirement	1981	1951	(15,014.00)
G381.00-Meters & Regulators	Retirement	2004	1987	(35,615.81)
G381.00-Meters & Regulators	Retirement	2013	1962	(5,783.18)
G381.00-Meters & Regulators	Retirement	2009	1980	(17,671.52)
G381.00-Meters & Regulators	Retirement	2020	2003	(35,675.15)
G381.00-Meters & Regulators	Retirement	1999	1953	(5,793.67)
G381.00-Meters & Regulators	Retirement	2015	2013	(17,713.20)
G381.00-Meters & Regulators	Retirement	2012	2005	(17,713.84)
G381.00-Meters & Regulators	Retirement	2003	1991	(17,716.49)
G381.00-Meters & Regulators	Retirement	2018	1992	(17,720.35)
G381.00-Meters & Regulators	Retirement	2005	1998	(6,595.91)
G381.00-Meters & Regulators	Retirement	2013	1996	(6,599.28)
G381.00-Meters & Regulators	Retirement	1996	1956	(193.00)
G381.00-Meters & Regulators	Retirement	2005	1999	(17,742.91)
G381.00-Meters & Regulators	Retirement	2003	1975	(17,748.31)
G381.00-Meters & Regulators	Retirement	1999	1941	(2,794.54)
G381.00-Meters & Regulators	Retirement	1962	1929	(2,804.00)
G381.00-Meters & Regulators	Retirement	2008	1944	(2,808.65)
G381.00-Meters & Regulators	Retirement	2008	1941	(8,062.77)
G381.00-Meters & Regulators	Retirement	1994	1959	(3,122.00)
G381.00-Meters & Regulators	Retirement	2001	1966	(8,078.08)
G381.00-Meters & Regulators	Retirement	2007	1986	(3,122.58)
G381.00-Meters & Regulators	Retirement	1998	1959	(3,123.00)
G381.00-Meters & Regulators	Retirement	2019	1975	(3,124.37)
G381.00-Meters & Regulators	Retirement	2015	1991	(35,993.91)
G381.00-Meters & Regulators	Retirement	1998	1958	(3,131.00)
G381.00-Meters & Regulators	Retirement	1993	1976	(3,499.00)
G381.00-Meters & Regulators	Retirement	2016	1960	(3,500.34)
G381.00-Meters & Regulators	Retirement	2012	1967	(3,502.95)
G381.00-Meters & Regulators	Retirement	2017	1992	(8,110.19)
G381.00-Meters & Regulators	Retirement	2016	1994	(43,507.57)
G381.00-Meters & Regulators	Retirement	2007	1944	(3,510.84)
G381.00-Meters & Regulators	Retirement	2019	2008	(43,547.79)
G381.00-Meters & Regulators	Retirement	2015	1973	(3,513.30)
G381.00-Meters & Regulators	Retirement	2006	1941	(9,306.28)

GRC Depr Study Transactional Data

hist acct	tran code	activity year	vintage	amount
G381.00-Meters & Regulators	Retirement	2008	1990	(43,576.07)
G381.00-Meters & Regulators	Retirement	2012	1985	(137,830.57)
G381.00-Meters & Regulators	Retirement	1994	1969	(43,623.00)
G381.00-Meters & Regulators	Retirement	2014	1951	(3,967.40)
G381.00-Meters & Regulators	Retirement	1972	1966	(9,340.00)
G381.00-Meters & Regulators	Retirement	2016	1979	(9,342.86)
G381.00-Meters & Regulators	Retirement	2012	1961	(3,980.12)
G381.00-Meters & Regulators	Retirement	2011	1975	(9,347.13)
G381.00-Meters & Regulators	Retirement	2005	1989	(9,348.68)
G381.00-Meters & Regulators	Retirement	2008	1937	(4,510.04)
G381.00-Meters & Regulators	Retirement	2019	1959	(4,517.58)
G381.00-Meters & Regulators	Retirement	2002	1999	(4,518.05)
G381.00-Meters & Regulators	Retirement	2011	1941	(4,519.44)
G381.00-Meters & Regulators	Retirement	2006	1937	(4,519.49)
G381.00-Meters & Regulators	Retirement	2020	1988	(43,950.14)
G381.00-Meters & Regulators	Retirement	2010	1928	(10,839.59)
G381.00-Meters & Regulators	Retirement	2018	1975	(5,091.76)
G381.00-Meters & Regulators	Retirement	2013	2004	(5,100.16)
G381.00-Meters & Regulators	Retirement	1989	1960	(10,864.00)
G381.00-Meters & Regulators	Retirement	2011	1949	(5,106.86)
G381.00-Meters & Regulators	Retirement	2018	1991	(44,058.40)
G381.00-Meters & Regulators	Retirement	2005	1954	(5,112.18)
G381.00-Meters & Regulators	Retirement	2007	1965	(10,879.80)
G381.00-Meters & Regulators	Retirement	1984	1952	(5,119.00)
G381.00-Meters & Regulators	Retirement	2010	1992	(44,123.42)
G381.00-Meters & Regulators	Retirement	2010	1978	(44,137.25)
G381.00-Meters & Regulators	Retirement	2013	2000	(10,910.80)
G381.00-Meters & Regulators	Retirement	2008	1999	(139,763.73)
G381.00-Meters & Regulators	Retirement	2017	1990	(12,623.96)
G381.00-Meters & Regulators	Retirement	2013	1976	(12,631.77)
G381.00-Meters & Regulators	Retirement	2015	2005	(12,645.66)
G381.00-Meters & Regulators	Retirement	2004	1952	(12,653.38)
G381.00-Meters & Regulators	Retirement	2011	1961	(6,621.78)
G381.00-Meters & Regulators	Retirement	2001	1996	(6,627.85)
G381.00-Meters & Regulators	Retirement	2005	1927	(6,631.03)
G381.00-Meters & Regulators	Retirement	2012	1943	(909.00)
G381.00-Meters & Regulators	Retirement	2019	2015	(6,638.19)
G381.00-Meters & Regulators	Retirement	1994	1941	(909.00)
G381.00-Meters & Regulators	Retirement	2008	1973	(57,020.03)
G381.00-Meters & Regulators	Retirement	2020	1978	(2,814.86)
G381.00-Meters & Regulators	Retirement	2010	1968	(57,072.41)
G381.00-Meters & Regulators	Retirement	2011	1979	(57,140.62)

GRC Depr Study Transactional Data

hist acct	tran code	activity year	vintage	amount
G381.00-Meters & Regulators	Retirement	2001	1975	(3,135.24)
G381.00-Meters & Regulators	Retirement	2004	1981	(3,135.49)
G381.00-Meters & Regulators	Retirement	2014	1985	(57,324.02)
G381.00-Meters & Regulators	Retirement	2008	2000	(3,139.81)
G381.00-Meters & Regulators	Retirement	2008	2002	(3,140.75)
G381.00-Meters & Regulators	Retirement	1999	1993	(15,092.92)
G381.00-Meters & Regulators	Retirement	2020	1962	(3,141.50)
G381.00-Meters & Regulators	Retirement	2013	1993	(57,421.29)
G381.00-Meters & Regulators	Retirement	2012	1963	(3,145.91)
G381.00-Meters & Regulators	Retirement	2013	1968	(3,149.44)
G381.00-Meters & Regulators	Retirement	2003	1989	(57,474.09)
G381.00-Meters & Regulators	Retirement	2012	1990	(15,144.53)
G381.00-Meters & Regulators	Retirement	2012	1997	(15,160.45)
G381.00-Meters & Regulators	Retirement	1996	1985	(3,536.00)
G381.00-Meters & Regulators	Retirement	2012	1958	(3,544.70)
G381.00-Meters & Regulators	Retirement	2017	1959	(3,547.36)
G381.00-Meters & Regulators	Retirement	1998	1961	(17,852.00)
G381.00-Meters & Regulators	Retirement	2006	1985	(17,876.32)
G381.00-Meters & Regulators	Retirement	2013	1995	(20,907.34)
G381.00-Meters & Regulators	Retirement	2020	2006	(81,088.73)
G381.00-Meters & Regulators	Retirement	2003	1979	(17,899.01)
G381.00-Meters & Regulators	Retirement	2015	1993	(17,905.31)
G381.00-Meters & Regulators	Retirement	2011	1947	(4,010.25)
G381.00-Meters & Regulators	Retirement	2016	1998	(17,908.40)
G381.00-Meters & Regulators	Retirement	2016	2009	(4,538.67)
G381.00-Meters & Regulators	Retirement	2003	1941	(4,546.17)
G381.00-Meters & Regulators	Retirement	2011	1963	(8,130.34)
G381.00-Meters & Regulators	Retirement	2011	1982	(20,989.30)
G381.00-Meters & Regulators	Retirement	2000	1984	(8,133.87)
G381.00-Meters & Regulators	Retirement	1992	1968	(20,999.00)
G381.00-Meters & Regulators	Retirement	2013	1952	(4,560.79)
G381.00-Meters & Regulators	Retirement	2013	1998	(21,010.48)
G381.00-Meters & Regulators	Retirement	2013	1964	(4,563.15)
G381.00-Meters & Regulators	Retirement	1996	1961	(5,129.00)
G381.00-Meters & Regulators	Retirement	2011	1958	(8,152.80)
G381.00-Meters & Regulators	Retirement	2007	1987	(24,915.07)
G381.00-Meters & Regulators	Retirement	2005	1991	(24,919.76)
G381.00-Meters & Regulators	Retirement	2013	2010	(8,165.15)
G381.00-Meters & Regulators	Retirement	1999	1952	(5,144.76)
G381.00-Meters & Regulators	Retirement	1999	1991	(8,169.66)
G381.00-Meters & Regulators	Retirement	2019	1985	(8,180.73)
G381.00-Meters & Regulators	Retirement	1997	1963	(5,164.00)

GRC Depr Study Transactional Data

hist acct	tran code	activity year	vintage	amount
G381.00-Meters & Regulators	Retirement	2006	1981	(5,164.40)
G381.00-Meters & Regulators	Retirement	2012	1980	(5,842.19)
G381.00-Meters & Regulators	Retirement	2013	1986	(24,949.66)
G381.00-Meters & Regulators	Retirement	2005	1979	(24,951.41)
G381.00-Meters & Regulators	Retirement	2016	2002	(5,848.00)
G381.00-Meters & Regulators	Retirement	1994	1972	(24,978.00)
G381.00-Meters & Regulators	Retirement	2004	1954	(5,863.24)
G381.00-Meters & Regulators	Retirement	2017	1985	(5,869.28)
G381.00-Meters & Regulators	Retirement	1983	1946	(9,398.00)
G381.00-Meters & Regulators	Retirement	2005	1961	(5,882.13)
G381.00-Meters & Regulators	Retirement	1963	1929	(6,665.00)
G381.00-Meters & Regulators	Retirement	2000	1973	(25,048.87)
G381.00-Meters & Regulators	Retirement	1973	1924	(6,677.00)
G381.00-Meters & Regulators	Retirement	2005	1949	(6,685.79)
G381.00-Meters & Regulators	Retirement	2017	1991	(9,440.70)
G381.00-Meters & Regulators	Retirement	2004	1958	(9,452.52)
G381.00-Meters & Regulators	Retirement	2011	1962	(9,460.13)
G381.00-Meters & Regulators	Retirement	2003	1942	(2,828.63)
G381.00-Meters & Regulators	Retirement	2007	1942	(9,479.35)
G381.00-Meters & Regulators	Retirement	2006	1936	(2,834.15)
G381.00-Meters & Regulators	Retirement	2001	1941	(2,834.67)
G381.00-Meters & Regulators	Retirement	2004	1957	(9,483.48)
G381.00-Meters & Regulators	Retirement	2000	1980	(2,835.77)
G381.00-Meters & Regulators	Retirement	1981	1949	(2,839.00)
G381.00-Meters & Regulators	Retirement	2017	1988	(913.12)
G381.00-Meters & Regulators	Retirement	2005	1950	(10,940.18)
G381.00-Meters & Regulators	Retirement	2012	1977	(25,143.69)
G381.00-Meters & Regulators	Retirement	2010	1999	(10,954.90)
G381.00-Meters & Regulators	Retirement	1999	1958	(3,160.66)
G381.00-Meters & Regulators	Retirement	2009	1991	(29,521.39)
G381.00-Meters & Regulators	Retirement	2002	1984	(3,169.00)
G381.00-Meters & Regulators	Retirement	1991	1970	(92,714.00)
G381.00-Meters & Regulators	Retirement	2018	1995	(92,723.00)
G381.00-Meters & Regulators	Retirement	1997	1968	(11,004.00)
G381.00-Meters & Regulators	Retirement	2011	1957	(11,005.52)
G381.00-Meters & Regulators	Retirement	2001	1949	(3,552.59)
G381.00-Meters & Regulators	Retirement	2007	1936	(3,559.61)
G381.00-Meters & Regulators	Retirement	1993	1973	(12,738.00)
G381.00-Meters & Regulators	Retirement	2018	1981	(3,566.66)
G381.00-Meters & Regulators	Retirement	1985	1932	(3,575.00)
G381.00-Meters & Regulators	Retirement	1972	1924	(12,755.00)
G381.00-Meters & Regulators	Retirement	2006	1991	(92,964.65)

GRC Depr Study Transactional Data

hist acct	tran code	activity year	vintage	amount
G381.00-Meters & Regulators	Retirement	2018	2005	(29,669.13)
G381.00-Meters & Regulators	Retirement	1998	1992	(3,584.00)
G381.00-Meters & Regulators	Retirement	1994	1992	(3,584.00)
G381.00-Meters & Regulators	Retirement	2008	1955	(12,774.30)
G381.00-Meters & Regulators	Retirement	2009	1999	(12,776.43)
G381.00-Meters & Regulators	Retirement	1998	1993	(4,024.00)
G381.00-Meters & Regulators	Retirement	2017	2005	(12,800.42)
G381.00-Meters & Regulators	Retirement	2011	1994	(12,805.18)
G381.00-Meters & Regulators	Retirement	2005	1981	(4,057.77)
G381.00-Meters & Regulators	Retirement	2014	1952	(4,060.22)
G381.00-Meters & Regulators	Retirement	2004	2001	(4,061.35)
G381.00-Meters & Regulators	Retirement	2009	1988	(29,760.34)
G381.00-Meters & Regulators	Retirement	2010	1942	(4,567.19)
G381.00-Meters & Regulators	Retirement	2014	1994	(29,767.55)
G381.00-Meters & Regulators	Retirement	1994	1979	(4,570.00)
G381.00-Meters & Regulators	Retirement	2008	1956	(15,207.28)
G381.00-Meters & Regulators	Retirement	2003	1956	(4,589.84)
G381.00-Meters & Regulators	Retirement	2002	1990	(4,594.02)
G381.00-Meters & Regulators	Retirement	2008	1983	(4,595.38)
G381.00-Meters & Regulators	Retirement	1959	1958	(4,597.00)
G381.00-Meters & Regulators	Retirement	1997	1970	(15,242.00)
G381.00-Meters & Regulators	Retirement	2000	1977	(15,247.98)
G381.00-Meters & Regulators	Retirement	2017	1959	(5,184.58)
G381.00-Meters & Regulators	Retirement	2016	1985	(15,296.36)
G381.00-Meters & Regulators	Retirement	2016	1999	(15,306.94)
G381.00-Meters & Regulators	Retirement	2005	1959	(15,311.21)
G381.00-Meters & Regulators	Retirement	2012	1957	(5,210.06)
G381.00-Meters & Regulators	Retirement	2013	2009	(15,319.52)
G381.00-Meters & Regulators	Retirement	2019	1994	(36,221.38)
G381.00-Meters & Regulators	Retirement	1969	1929	(1,013.00)
G381.00-Meters & Regulators	Retirement	2012	1941	(5,883.29)
G381.00-Meters & Regulators	Retirement	2001	1953	(5,892.71)
G381.00-Meters & Regulators	Retirement	2011	1996	(17,996.54)
G381.00-Meters & Regulators	Retirement	2000	1950	(5,908.19)
G381.00-Meters & Regulators	Retirement	2014	1953	(5,917.47)
G381.00-Meters & Regulators	Retirement	2009	1979	(18,047.83)
G381.00-Meters & Regulators	Retirement	2019	2001	(18,050.15)
G381.00-Meters & Regulators	Retirement	2000	1974	(18,055.57)
G381.00-Meters & Regulators	Retirement	2010	1960	(18,064.26)
G381.00-Meters & Regulators	Retirement	2020	1985	(6,728.91)
G381.00-Meters & Regulators	Retirement	1997	1979	(6,734.00)
G381.00-Meters & Regulators	Retirement	2013	1953	(6,734.53)

GRC Depr Study Transactional Data

hist acct	tran code	activity year	vintage	amount
G381.00-Meters & Regulators	Retirement	2014	2007	(6,743.80)
G381.00-Meters & Regulators	Retirement	2003	1992	(6,753.50)
G381.00-Meters & Regulators	Retirement	2003	1957	(6,761.37)
G381.00-Meters & Regulators	Retirement	2019	1988	(36,447.61)
G381.00-Meters & Regulators	Retirement	2003	1983	(6,763.60)
G381.00-Meters & Regulators	Retirement	2003	1958	(6,764.47)
G381.00-Meters & Regulators	Retirement	2008	1985	(36,492.63)
G381.00-Meters & Regulators	Retirement	2020	1971	(2,854.45)
G381.00-Meters & Regulators	Retirement	1996	1975	(2,855.00)
G381.00-Meters & Regulators	Retirement	2008	1946	(2,858.32)
G381.00-Meters & Regulators	Retirement	2017	1978	(2,870.65)
G381.00-Meters & Regulators	Retirement	2003	1974	(8,246.30)
G381.00-Meters & Regulators	Retirement	2000	1941	(3,182.34)
G381.00-Meters & Regulators	Retirement	2002	1962	(3,184.96)
G381.00-Meters & Regulators	Retirement	1996	1958	(8,266.00)
G381.00-Meters & Regulators	Retirement	2006	1970	(8,269.34)
G381.00-Meters & Regulators	Retirement	2019	1991	(44,473.45)
G381.00-Meters & Regulators	Retirement	2008	1987	(44,571.96)
G381.00-Meters & Regulators	Retirement	2014	1935	(3,597.97)
G381.00-Meters & Regulators	Retirement	1997	1984	(3,601.00)
G381.00-Meters & Regulators	Retirement	2003	1995	(3,603.92)
G381.00-Meters & Regulators	Retirement	2006	1959	(44,660.26)
G381.00-Meters & Regulators	Retirement	2011	1997	(9,538.87)
G381.00-Meters & Regulators	Retirement	1994	1966	(9,545.00)
G381.00-Meters & Regulators	Retirement	2003	1955	(4,073.70)
G381.00-Meters & Regulators	Retirement	2002	1958	(4,076.39)
G381.00-Meters & Regulators	Retirement	2014	1966	(4,078.48)
G381.00-Meters & Regulators	Retirement	2013	1972	(44,772.05)
G381.00-Meters & Regulators	Retirement	1990	1968	(9,580.00)
G381.00-Meters & Regulators	Retirement	2015	1976	(4,088.74)
G381.00-Meters & Regulators	Retirement	2009	1950	(9,588.32)
G381.00-Meters & Regulators	Retirement	2019	1997	(44,854.32)
G381.00-Meters & Regulators	Retirement	2001	1993	(11,026.26)
G381.00-Meters & Regulators	Retirement	1979	1965	(195.00)
G381.00-Meters & Regulators	Retirement	2004	2003	(11,029.34)
G381.00-Meters & Regulators	Retirement	2015	1995	(57,579.80)
G381.00-Meters & Regulators	Retirement	2007	1969	(57,588.42)
G381.00-Meters & Regulators	Retirement	1973	1926	(195.00)
G381.00-Meters & Regulators	Retirement	2002	1967	(4,623.50)
G381.00-Meters & Regulators	Retirement	2012	1965	(4,623.93)
G381.00-Meters & Regulators	Retirement	2010	1973	(114,291.68)
G381.00-Meters & Regulators	Retirement	1996	1991	(5,215.00)

GRC Depr Study Transactional Data

hist acct	tran code	activity year	vintage	amount
G381.00-Meters & Regulators	Retirement	2002	1974	(5,218.06)
G381.00-Meters & Regulators	Retirement	2005	1952	(11,068.23)
G381.00-Meters & Regulators	Retirement	1997	1978	(11,070.00)
G381.00-Meters & Regulators	Retirement	2000	1965	(5,225.60)
G381.00-Meters & Regulators	Retirement	1987	1960	(5,234.00)
G381.00-Meters & Regulators	Retirement	2005	1980	(5,248.32)
G381.00-Meters & Regulators	Retirement	2015	1998	(11,104.35)
G381.00-Meters & Regulators	Retirement	1995	1926	(5,258.00)
G381.00-Meters & Regulators	Retirement	1961	1928	(5,954.00)
G381.00-Meters & Regulators	Retirement	2000	1994	(5,957.11)
G381.00-Meters & Regulators	Retirement	2002	1972	(12,895.96)
G381.00-Meters & Regulators	Retirement	1997	1993	(5,970.00)
G381.00-Meters & Regulators	Retirement	2011	2004	(5,971.32)
G381.00-Meters & Regulators	Retirement	2004	1982	(5,971.58)
G381.00-Meters & Regulators	Retirement	1994	1978	(6,776.00)
G381.00-Meters & Regulators	Retirement	1999	1972	(12,922.75)
G381.00-Meters & Regulators	Retirement	2001	1952	(6,785.54)
G381.00-Meters & Regulators	Retirement	2007	1998	(95,289.43)
G381.00-Meters & Regulators	Retirement	1959	1927	(6,813.00)
G381.00-Meters & Regulators	Retirement	2017	2002	(12,959.10)
G381.00-Meters & Regulators	Retirement	1985	1970	(927.00)
G381.00-Meters & Regulators	Retirement	2015	2009	(2,871.56)
G381.00-Meters & Regulators	Retirement	2016	1975	(15,360.47)
G381.00-Meters & Regulators	Retirement	1995	1948	(2,875.00)
G381.00-Meters & Regulators	Retirement	2002	1956	(2,875.57)
G381.00-Meters & Regulators	Retirement	2010	2002	(2,886.70)
G381.00-Meters & Regulators	Retirement	2016	2011	(2,889.70)
G381.00-Meters & Regulators	Retirement	2001	1956	(3,207.37)
G381.00-Meters & Regulators	Retirement	1993	1963	(3,215.00)
G381.00-Meters & Regulators	Retirement	1999	1948	(3,218.67)
G381.00-Meters & Regulators	Retirement	2000	1986	(927.19)
G381.00-Meters & Regulators	Retirement	2006	1949	(15,517.95)
G381.00-Meters & Regulators	Retirement	1999	1981	(3,227.74)
G381.00-Meters & Regulators	Retirement	2009	1947	(3,228.27)
G381.00-Meters & Regulators	Retirement	2006	1994	(18,220.67)
G381.00-Meters & Regulators	Retirement	1992	1961	(3,622.00)
G381.00-Meters & Regulators	Retirement	2012	1988	(18,283.16)
G381.00-Meters & Regulators	Retirement	2019	1960	(3,625.35)
G381.00-Meters & Regulators	Retirement	1953	1923	(3,628.00)
G381.00-Meters & Regulators	Retirement	2004	1998	(3,630.42)
G381.00-Meters & Regulators	Retirement	1996	1964	(4,096.00)
G381.00-Meters & Regulators	Retirement	1999	1968	(18,350.48)

GRC Depr Study Transactional Data

hist acct	tran code	activity year	vintage	amount
G381.00-Meters & Regulators	Retirement	2001	1980	(4,097.91)
G381.00-Meters & Regulators	Retirement	2004	1971	(25,158.91)
G381.00-Meters & Regulators	Retirement	2013	2011	(4,098.14)
G381.00-Meters & Regulators	Retirement	1996	1977	(4,110.00)
G381.00-Meters & Regulators	Retirement	2002	1991	(8,281.66)
G381.00-Meters & Regulators	Retirement	1995	1979	(8,292.00)
G381.00-Meters & Regulators	Retirement	1991	1968	(25,205.00)
G381.00-Meters & Regulators	Retirement	2008	1975	(8,297.27)
G381.00-Meters & Regulators	Retirement	2010	2009	(8,300.41)
G381.00-Meters & Regulators	Retirement	2016	1997	(25,209.21)
G381.00-Meters & Regulators	Retirement	2004	1997	(4,654.08)
G381.00-Meters & Regulators	Retirement	2004	1942	(4,663.76)
G381.00-Meters & Regulators	Retirement	2016	2008	(1,013.59)
G381.00-Meters & Regulators	Retirement	2015	2001	(8,311.19)
G381.00-Meters & Regulators	Retirement	1976	1958	(25,258.00)
G381.00-Meters & Regulators	Retirement	1995	1976	(8,336.00)
G381.00-Meters & Regulators	Retirement	1999	1957	(5,268.60)
G381.00-Meters & Regulators	Retirement	2011	1999	(8,351.03)
G381.00-Meters & Regulators	Retirement	2020	1994	(82,873.34)
G381.00-Meters & Regulators	Retirement	2002	1952	(5,283.81)
G381.00-Meters & Regulators	Retirement	1992	1966	(5,292.00)
G381.00-Meters & Regulators	Retirement	2009	1969	(82,917.64)
G381.00-Meters & Regulators	Retirement	2008	1970	(9,598.34)
G381.00-Meters & Regulators	Retirement	2002	1951	(9,599.46)
G381.00-Meters & Regulators	Retirement	2004	1969	(25,305.34)
G381.00-Meters & Regulators	Retirement	2015	2002	(5,988.57)
G381.00-Meters & Regulators	Retirement	2004	1986	(5,991.33)
G381.00-Meters & Regulators	Retirement	2018	1951	(915.53)
G381.00-Meters & Regulators	Retirement	2006	2005	(6,011.63)
G381.00-Meters & Regulators	Retirement	2008	1961	(9,615.71)
G381.00-Meters & Regulators	Retirement	2004	1956	(6,027.61)
G381.00-Meters & Regulators	Retirement	2002	1933	(195.25)
G381.00-Meters & Regulators	Retirement	2015	1987	(9,620.50)
G381.00-Meters & Regulators	Retirement	1998	1971	(9,624.00)
G381.00-Meters & Regulators	Retirement	1999	1989	(6,844.86)
G381.00-Meters & Regulators	Retirement	2017	1990	(9,628.98)
G381.00-Meters & Regulators	Retirement	1995	1971	(29,814.00)
G381.00-Meters & Regulators	Retirement	1970	1924	(6,856.00)
G381.00-Meters & Regulators	Retirement	2010	1991	(29,826.97)
G381.00-Meters & Regulators	Retirement	2013	1955	(9,656.16)
G381.00-Meters & Regulators	Retirement	2002	1970	(11,124.77)
G381.00-Meters & Regulators	Retirement	2002	1965	(11,131.17)

GRC Depr Study Transactional Data

hist acct	tran code	activity year	vintage	amount
G381.00-Meters & Regulators	Retirement	2010	1965	(29,885.47)
G381.00-Meters & Regulators	Retirement	2004	1950	(11,140.46)
G381.00-Meters & Regulators	Retirement	2011	1940	(2,897.37)
G381.00-Meters & Regulators	Retirement	1999	1998	(2,901.08)
G381.00-Meters & Regulators	Retirement	2015	1960	(2,906.54)
G381.00-Meters & Regulators	Retirement	1998	1985	(2,907.00)
G381.00-Meters & Regulators	Retirement	2002	1964	(11,184.49)
G381.00-Meters & Regulators	Retirement	2002	1987	(11,187.36)
G381.00-Meters & Regulators	Retirement	2018	2002	(29,993.13)
G381.00-Meters & Regulators	Retirement	2017	1994	(11,198.46)
G381.00-Meters & Regulators	Retirement	2014	1967	(3,238.05)
G381.00-Meters & Regulators	Retirement	2018	2016	(11,208.84)
G381.00-Meters & Regulators	Retirement	2008	2005	(3,244.69)
G381.00-Meters & Regulators	Retirement	2005	1960	(12,970.03)
G381.00-Meters & Regulators	Retirement	2012	2000	(30,083.12)
G381.00-Meters & Regulators	Retirement	1985	1972	(1,014.00)
G381.00-Meters & Regulators	Retirement	2020	1965	(3,637.96)
G381.00-Meters & Regulators	Retirement	1979	1962	(917.00)
G381.00-Meters & Regulators	Retirement	2010	2008	(3,639.79)
G381.00-Meters & Regulators	Retirement	2005	1967	(13,006.50)
G381.00-Meters & Regulators	Retirement	2004	1926	(3,641.84)
G381.00-Meters & Regulators	Retirement	2003	1926	(3,641.84)
G381.00-Meters & Regulators	Retirement	2014	1972	(36,533.49)
G381.00-Meters & Regulators	Retirement	2005	1987	(13,058.02)
G381.00-Meters & Regulators	Retirement	2003	1987	(4,117.50)
G381.00-Meters & Regulators	Retirement	2014	1964	(4,122.57)
G381.00-Meters & Regulators	Retirement	2006	1938	(4,122.80)
G381.00-Meters & Regulators	Retirement	1991	1966	(4,686.00)
G381.00-Meters & Regulators	Retirement	1999	1990	(4,691.96)
G381.00-Meters & Regulators	Retirement	2007	1990	(15,591.63)
G381.00-Meters & Regulators	Retirement	2017	1996	(15,596.12)
G381.00-Meters & Regulators	Retirement	2003	1937	(917.14)
G381.00-Meters & Regulators	Retirement	2008	1951	(36,733.18)
G381.00-Meters & Regulators	Retirement	2013	1994	(15,653.76)
G381.00-Meters & Regulators	Retirement	2014	1986	(15,653.80)
G381.00-Meters & Regulators	Retirement	2011	1960	(15,657.78)
G381.00-Meters & Regulators	Retirement	2013	1963	(5,311.29)
G381.00-Meters & Regulators	Retirement	2009	1927	(5,312.29)
G381.00-Meters & Regulators	Retirement	2019	2010	(15,669.61)
G381.00-Meters & Regulators	Retirement	2009	1959	(36,898.51)
G381.00-Meters & Regulators	Retirement	2013	1951	(5,326.87)
G381.00-Meters & Regulators	Retirement	2011	1959	(18,403.77)

GRC Depr Study Transactional Data

hist acct	tran code	activity year	vintage	amount
G381.00-Meters & Regulators	Retirement	2001	1984	(5,342.12)
G381.00-Meters & Regulators	Retirement	1995	1972	(18,436.00)
G381.00-Meters & Regulators	Retirement	2006	1987	(18,437.95)
G381.00-Meters & Regulators	Retirement	2020	1987	(18,443.19)
G381.00-Meters & Regulators	Retirement	2000	1979	(18,449.04)
G381.00-Meters & Regulators	Retirement	1996	1965	(6,048.00)
G381.00-Meters & Regulators	Retirement	2001	1964	(6,059.83)
G381.00-Meters & Regulators	Retirement	2000	1960	(6,063.09)
G381.00-Meters & Regulators	Retirement	2011	2005	(6,065.43)
G381.00-Meters & Regulators	Retirement	2005	1941	(6,070.48)
G381.00-Meters & Regulators	Retirement	1995	1988	(6,073.00)
G381.00-Meters & Regulators	Retirement	2018	1986	(18,513.57)
G381.00-Meters & Regulators	Retirement	2020	2009	(116,453.04)
G381.00-Meters & Regulators	Retirement	2010	1997	(8,357.53)
G381.00-Meters & Regulators	Retirement	2005	1958	(8,359.59)
G381.00-Meters & Regulators	Retirement	1981	1950	(6,954.00)
G381.00-Meters & Regulators	Retirement	2018	1959	(2,910.67)
G381.00-Meters & Regulators	Retirement	1995	1951	(2,913.00)
G381.00-Meters & Regulators	Retirement	2010	1987	(45,292.78)
G381.00-Meters & Regulators	Retirement	1965	1930	(2,921.00)
G381.00-Meters & Regulators	Retirement	2017	1960	(3,250.32)
G381.00-Meters & Regulators	Retirement	1993	1964	(3,254.00)
G381.00-Meters & Regulators	Retirement	2006	1958	(45,549.35)
G381.00-Meters & Regulators	Retirement	1990	1961	(3,267.00)
G381.00-Meters & Regulators	Retirement	2012	1947	(3,268.37)
G381.00-Meters & Regulators	Retirement	1995	1978	(9,681.00)
G381.00-Meters & Regulators	Retirement	2015	2007	(3,666.65)
G381.00-Meters & Regulators	Retirement	2017	2010	(3,670.59)
G381.00-Meters & Regulators	Retirement	2006	1955	(9,706.46)
G381.00-Meters & Regulators	Retirement	2019	1976	(3,683.05)
G381.00-Meters & Regulators	Retirement	2000	1957	(3,688.02)
G381.00-Meters & Regulators	Retirement	2009	1948	(9,720.38)
G381.00-Meters & Regulators	Retirement	2019	1998	(58,802.68)
G381.00-Meters & Regulators	Retirement	1968	1935	(4,155.00)
G381.00-Meters & Regulators	Retirement	2010	1972	(97,981.36)
G381.00-Meters & Regulators	Retirement	2005	1953	(11,240.72)
G381.00-Meters & Regulators	Retirement	1996	1949	(197.00)
G381.00-Meters & Regulators	Retirement	2014	1991	(59,091.75)
G381.00-Meters & Regulators	Retirement	2009	1942	(4,718.96)
G381.00-Meters & Regulators	Retirement	2001	1985	(4,725.83)
G381.00-Meters & Regulators	Retirement	2002	1950	(4,731.57)
G381.00-Meters & Regulators	Retirement	1995	1967	(11,292.00)

GRC Depr Study Transactional Data

hist acct	tran code	activity year	vintage	amount
G381.00-Meters & Regulators	Retirement	2003	1948	(4,742.16)
G381.00-Meters & Regulators	Retirement	2007	1991	(98,537.15)
G381.00-Meters & Regulators	Retirement	2013	1981	(11,297.14)
G381.00-Meters & Regulators	Retirement	2003	1962	(4,747.94)
G381.00-Meters & Regulators	Retirement	2020	1981	(5,355.23)
G381.00-Meters & Regulators	Retirement	2009	1963	(11,317.13)
G381.00-Meters & Regulators	Retirement	2000	1951	(11,319.60)
G381.00-Meters & Regulators	Retirement	2005	1956	(5,364.02)
G381.00-Meters & Regulators	Retirement	2017	1995	(13,105.28)
G381.00-Meters & Regulators	Retirement	1993	1966	(5,384.00)
G381.00-Meters & Regulators	Retirement	2008	1981	(98,999.61)
G381.00-Meters & Regulators	Retirement	2018	1980	(6,092.30)
G381.00-Meters & Regulators	Retirement	2013	1961	(6,093.46)
G381.00-Meters & Regulators	Retirement	2020	2002	(21,347.05)
G381.00-Meters & Regulators	Retirement	1985	1928	(920.00)
G381.00-Meters & Regulators	Retirement	2004	1941	(6,097.23)
G381.00-Meters & Regulators	Retirement	2004	1988	(13,169.07)
G381.00-Meters & Regulators	Retirement	2016	1982	(6,117.63)
G381.00-Meters & Regulators	Retirement	2017	1976	(6,122.66)
G381.00-Meters & Regulators	Retirement	2002	1992	(13,173.19)
G381.00-Meters & Regulators	Retirement	1996	1967	(6,126.00)
G381.00-Meters & Regulators	Retirement	1998	1951	(6,131.00)
G381.00-Meters & Regulators	Retirement	2004	1955	(6,135.69)
G381.00-Meters & Regulators	Retirement	2008	1927	(13,187.41)
G381.00-Meters & Regulators	Retirement	1999	1988	(99,480.64)
G381.00-Meters & Regulators	Retirement	1997	1980	(6,987.00)
G381.00-Meters & Regulators	Retirement	2011	1929	(15,698.79)
G381.00-Meters & Regulators	Retirement	2011	1948	(6,995.25)
G381.00-Meters & Regulators	Retirement	2020	1977	(7,000.41)
G381.00-Meters & Regulators	Retirement	2004	1960	(15,720.29)
G381.00-Meters & Regulators	Retirement	2004	1961	(7,009.21)
G381.00-Meters & Regulators	Retirement	2020	1999	(99,602.62)
G381.00-Meters & Regulators	Retirement	2005	1986	(15,731.70)
G381.00-Meters & Regulators	Retirement	2005	1948	(7,016.71)
G381.00-Meters & Regulators	Retirement	2010	1980	(7,019.42)
G381.00-Meters & Regulators	Retirement	1998	1988	(21,515.00)
G381.00-Meters & Regulators	Retirement	2018	1979	(7,022.56)
G381.00-Meters & Regulators	Retirement	2018	1954	(920.68)
G381.00-Meters & Regulators	Retirement	2019	1956	(7,023.01)
G381.00-Meters & Regulators	Retirement	1991	1965	(2,929.00)
G381.00-Meters & Regulators	Retirement	1990	1973	(2,931.00)
G381.00-Meters & Regulators	Retirement	2010	1951	(21,529.42)

GRC Depr Study Transactional Data

hist acct	tran code	activity year	vintage	amount
G381.00-Meters & Regulators	Retirement	1994	1984	(2,938.00)
G381.00-Meters & Regulators	Retirement	2006	1953	(21,540.59)
G381.00-Meters & Regulators	Retirement	1997	1985	(2,939.00)
G381.00-Meters & Regulators	Retirement	2013	1992	(15,809.85)
G381.00-Meters & Regulators	Retirement	2009	1960	(15,814.04)
G381.00-Meters & Regulators	Retirement	2003	1951	(15,814.14)
G381.00-Meters & Regulators	Retirement	2007	1994	(25,441.41)
G381.00-Meters & Regulators	Retirement	2006	1990	(25,443.34)
G381.00-Meters & Regulators	Retirement	2007	1946	(3,280.35)
G381.00-Meters & Regulators	Retirement	2018	1960	(3,281.54)
G381.00-Meters & Regulators	Retirement	2010	1993	(25,463.04)
G381.00-Meters & Regulators	Retirement	2006	1944	(3,287.42)
G381.00-Meters & Regulators	Retirement	2016	1983	(3,287.82)
G381.00-Meters & Regulators	Retirement	2016	1976	(7,349.52)
G381.00-Meters & Regulators	Retirement	2011	1988	(25,486.32)
G381.00-Meters & Regulators	Retirement	2018	1976	(3,295.79)
G381.00-Meters & Regulators	Retirement	2001	1978	(25,497.47)
G381.00-Meters & Regulators	Retirement	2007	1938	(3,700.23)
G381.00-Meters & Regulators	Retirement	2019	1993	(25,536.78)
G381.00-Meters & Regulators	Retirement	2016	1967	(941.98)
G381.00-Meters & Regulators	Retirement	2018	1982	(7,387.00)
G381.00-Meters & Regulators	Retirement	2020	1960	(4,187.93)
G381.00-Meters & Regulators	Retirement	1960	1927	(4,190.00)
G381.00-Meters & Regulators	Retirement	2017	2007	(4,194.04)
G381.00-Meters & Regulators	Retirement	2008	1994	(25,592.16)
G381.00-Meters & Regulators	Retirement	2003	1952	(8,454.13)
G381.00-Meters & Regulators	Retirement	2010	1949	(8,462.09)
G381.00-Meters & Regulators	Retirement	2004	1967	(25,633.23)
G381.00-Meters & Regulators	Retirement	1998	1991	(4,780.00)
G381.00-Meters & Regulators	Retirement	2019	2016	(4,780.74)
G381.00-Meters & Regulators	Retirement	2006	1942	(8,485.88)
G381.00-Meters & Regulators	Retirement	2012	2010	(4,787.76)
G381.00-Meters & Regulators	Retirement	1992	1964	(4,792.00)
G381.00-Meters & Regulators	Retirement	2017	1937	(208.01)
G381.00-Meters & Regulators	Retirement	2009	1995	(30,218.13)
G381.00-Meters & Regulators	Retirement	2000	1966	(9,753.34)
G381.00-Meters & Regulators	Retirement	2016	2001	(9,762.54)
G381.00-Meters & Regulators	Retirement	1999	1965	(5,417.78)
G381.00-Meters & Regulators	Retirement	1994	1976	(9,764.00)
G381.00-Meters & Regulators	Retirement	1997	1990	(9,771.00)
G381.00-Meters & Regulators	Retirement	2014	1942	(1,034.86)
G381.00-Meters & Regulators	Retirement	2015	2000	(9,785.40)

GRC Depr Study Transactional Data

hist acct	tran code	activity year	vintage	amount
G381.00-Meters & Regulators	Retirement	2020	1990	(30,352.44)
G381.00-Meters & Regulators	Retirement	2010	2006	(6,150.85)
G381.00-Meters & Regulators	Retirement	2007	1963	(6,169.27)
G381.00-Meters & Regulators	Retirement	2006	1947	(6,175.78)
G381.00-Meters & Regulators	Retirement	1992	1992	(6,178.00)
G381.00-Meters & Regulators	Retirement	2017	1975	(6,180.35)
G381.00-Meters & Regulators	Retirement	2014	1971	(7,023.44)
G381.00-Meters & Regulators	Retirement	2007	1981	(7,030.97)
G381.00-Meters & Regulators	Retirement	2013	1997	(7,033.58)
G381.00-Meters & Regulators	Retirement	1991	1985	(209.00)
G381.00-Meters & Regulators	Retirement	2002	1979	(11,336.22)
G381.00-Meters & Regulators	Retirement	2003	1988	(7,042.13)
G381.00-Meters & Regulators	Retirement	2004	1972	(30,434.30)
G381.00-Meters & Regulators	Retirement	2007	1961	(7,044.47)
G381.00-Meters & Regulators	Retirement	2015	1975	(7,047.35)
G381.00-Meters & Regulators	Retirement	2017	2003	(7,050.19)
G381.00-Meters & Regulators	Retirement	2003	1969	(30,469.15)
G381.00-Meters & Regulators	Retirement	2013	1975	(7,076.83)
G381.00-Meters & Regulators	Retirement	1994	1991	(7,080.00)
G381.00-Meters & Regulators	Retirement	1985	1958	(73,504.00)
G381.00-Meters & Regulators	Retirement	2013	1977	(11,391.16)
G381.00-Meters & Regulators	Retirement	2013	1959	(11,400.04)
G381.00-Meters & Regulators	Retirement	2003	1959	(11,400.04)
G381.00-Meters & Regulators	Retirement	2003	1965	(11,405.48)
G381.00-Meters & Regulators	Retirement	2007	1978	(73,545.93)
G381.00-Meters & Regulators	Retirement	2000	1991	(11,407.40)
G381.00-Meters & Regulators	Retirement	1990	1971	(2,959.00)
G381.00-Meters & Regulators	Retirement	2009	1978	(37,032.01)
G381.00-Meters & Regulators	Retirement	2012	1942	(2,966.61)
G381.00-Meters & Regulators	Retirement	1996	1962	(3,297.00)
G381.00-Meters & Regulators	Retirement	2013	1980	(11,435.71)
G381.00-Meters & Regulators	Retirement	1995	1960	(37,095.00)
G381.00-Meters & Regulators	Retirement	2008	1967	(37,119.56)
G381.00-Meters & Regulators	Retirement	2020	1979	(13,233.05)
G381.00-Meters & Regulators	Retirement	2012	1978	(3,310.79)
G381.00-Meters & Regulators	Retirement	1999	1979	(13,246.07)
G381.00-Meters & Regulators	Retirement	1997	1965	(3,720.00)
G381.00-Meters & Regulators	Retirement	2020	1998	(83,779.26)
G381.00-Meters & Regulators	Retirement	2008	1969	(37,214.18)
G381.00-Meters & Regulators	Retirement	1995	1982	(13,295.00)
G381.00-Meters & Regulators	Retirement	2002	1971	(13,295.62)
G381.00-Meters & Regulators	Retirement	2004	1989	(13,306.31)

GRC Depr Study Transactional Data

hist acct	tran code	activity year	vintage	amount
G381.00-Meters & Regulators	Retirement	2011	1953	(37,337.01)
G381.00-Meters & Regulators	Retirement	2004	1964	(37,342.66)
G381.00-Meters & Regulators	Retirement	2014	1965	(3,739.94)
G381.00-Meters & Regulators	Retirement	1999	1971	(13,313.19)
G381.00-Meters & Regulators	Retirement	2020	2014	(84,019.31)
G381.00-Meters & Regulators	Retirement	2000	1964	(4,222.19)
G381.00-Meters & Regulators	Retirement	1996	1970	(4,226.00)
G381.00-Meters & Regulators	Retirement	2014	2000	(15,882.94)
G381.00-Meters & Regulators	Retirement	2012	1956	(4,230.39)
G381.00-Meters & Regulators	Retirement	1949	1921	(4,231.00)
G381.00-Meters & Regulators	Retirement	2013	1988	(84,222.06)
G381.00-Meters & Regulators	Retirement	1999	1986	(1,031.63)
G381.00-Meters & Regulators	Retirement	1969	1922	(37,483.00)
G381.00-Meters & Regulators	Retirement	2013	1966	(4,236.55)
G381.00-Meters & Regulators	Retirement	2012	2002	(37,501.95)
G381.00-Meters & Regulators	Retirement	2003	1996	(4,248.63)
G381.00-Meters & Regulators	Retirement	2003	1978	(45,582.39)
G381.00-Meters & Regulators	Retirement	2007	1967	(45,597.30)
G381.00-Meters & Regulators	Retirement	2000	1993	(15,964.05)
G381.00-Meters & Regulators	Retirement	2001	1987	(4,820.92)
G381.00-Meters & Regulators	Retirement	2020	1993	(45,846.92)
G381.00-Meters & Regulators	Retirement	1992	1985	(207.00)
G381.00-Meters & Regulators	Retirement	2019	1955	(4,828.10)
G381.00-Meters & Regulators	Retirement	2004	1990	(45,860.74)
G381.00-Meters & Regulators	Retirement	2005	1969	(45,894.72)
G381.00-Meters & Regulators	Retirement	2012	1966	(4,837.24)
G381.00-Meters & Regulators	Retirement	1996	1968	(5,442.00)
G381.00-Meters & Regulators	Retirement	1984	1969	(45,962.00)
G381.00-Meters & Regulators	Retirement	2008	1959	(45,963.97)
G381.00-Meters & Regulators	Retirement	1979	1937	(207.00)
G381.00-Meters & Regulators	Retirement	1997	1976	(7,411.00)
G381.00-Meters & Regulators	Retirement	1956	1925	(7,411.00)
G381.00-Meters & Regulators	Retirement	2017	1999	(5,471.96)
G381.00-Meters & Regulators	Retirement	2007	1962	(7,425.33)
G381.00-Meters & Regulators	Retirement	2005	1963	(5,474.71)
G381.00-Meters & Regulators	Retirement	2005	1990	(46,058.29)
G381.00-Meters & Regulators	Retirement	2011	1950	(7,435.32)
G381.00-Meters & Regulators	Retirement	2005	1964	(6,199.59)
G381.00-Meters & Regulators	Retirement	1998	1979	(6,200.00)
G381.00-Meters & Regulators	Retirement	2017	2007	(6,204.38)
G381.00-Meters & Regulators	Retirement	2019	1977	(7,104.42)
G381.00-Meters & Regulators	Retirement	2019	1957	(7,112.61)

GRC Depr Study Transactional Data

hist acct	tran code	activity year	vintage	amount
G381.00-Meters & Regulators	Retirement	1975	1957	(218.00)
G381.00-Meters & Regulators	Retirement	1987	1942	(218.00)
G381.00-Meters & Regulators	Retirement	2010	1969	(7,137.92)
G381.00-Meters & Regulators	Retirement	2007	1947	(7,138.24)
G381.00-Meters & Regulators	Retirement	2008	1997	(100,853.31)
G381.00-Meters & Regulators	Retirement	2018	2004	(59,649.97)
G381.00-Meters & Regulators	Retirement	2019	1971	(2,967.12)
G381.00-Meters & Regulators	Retirement	1997	1989	(8,540.00)
G381.00-Meters & Regulators	Retirement	2015	1959	(2,971.29)
G381.00-Meters & Regulators	Retirement	2011	1956	(8,543.73)
G381.00-Meters & Regulators	Retirement	2009	1956	(8,543.74)
G381.00-Meters & Regulators	Retirement	2001	1982	(2,973.59)
G381.00-Meters & Regulators	Retirement	2009	1954	(8,552.58)
G381.00-Meters & Regulators	Retirement	2002	1994	(2,978.55)
G381.00-Meters & Regulators	Retirement	1998	1976	(8,571.00)
G381.00-Meters & Regulators	Retirement	2003	1967	(9,844.11)
G381.00-Meters & Regulators	Retirement	1998	1978	(9,850.00)
G381.00-Meters & Regulators	Retirement	2003	1947	(3,328.53)
G381.00-Meters & Regulators	Retirement	2008	1962	(9,852.84)
G381.00-Meters & Regulators	Retirement	2008	1938	(3,329.16)
G381.00-Meters & Regulators	Retirement	2015	1985	(9,868.25)
G381.00-Meters & Regulators	Retirement	1997	1964	(3,338.00)
G381.00-Meters & Regulators	Retirement	2000	1963	(3,348.97)
G381.00-Meters & Regulators	Retirement	2006	1965	(9,893.82)
G381.00-Meters & Regulators	Retirement	2000	1949	(3,749.96)
G381.00-Meters & Regulators	Retirement	1990	1983	(3,753.00)
G381.00-Meters & Regulators	Retirement	2020	2012	(101,451.73)
G381.00-Meters & Regulators	Retirement	2001	1963	(3,767.25)
G381.00-Meters & Regulators	Retirement	2005	1947	(3,769.66)
G381.00-Meters & Regulators	Retirement	2010	1998	(11,442.88)
G381.00-Meters & Regulators	Retirement	1996	1957	(4,257.00)
G381.00-Meters & Regulators	Retirement	1998	1965	(4,263.00)
G381.00-Meters & Regulators	Retirement	2018	1985	(4,263.36)
G381.00-Meters & Regulators	Retirement	2012	1949	(4,268.05)
G381.00-Meters & Regulators	Retirement	2013	1978	(4,269.03)
G381.00-Meters & Regulators	Retirement	2007	1940	(4,270.53)
G381.00-Meters & Regulators	Retirement	2007	1958	(63,331.89)
G381.00-Meters & Regulators	Retirement	2011	2002	(4,839.51)
G381.00-Meters & Regulators	Retirement	2010	1975	(11,493.61)
G381.00-Meters & Regulators	Retirement	2009	1962	(11,494.99)
G381.00-Meters & Regulators	Retirement	2012	1971	(63,661.49)
G381.00-Meters & Regulators	Retirement	2012	1955	(4,853.23)

GRC Depr Study Transactional Data

hist acct	tran code	activity year	vintage	amount
G381.00-Meters & Regulators	Retirement	2009	1983	(208,347.57)
G381.00-Meters & Regulators	Retirement	1992	1973	(4,858.00)
G381.00-Meters & Regulators	Retirement	1995	1957	(4,858.00)
G381.00-Meters & Regulators	Retirement	2011	1968	(11,538.11)
G381.00-Meters & Regulators	Retirement	2002	1966	(5,482.14)
G381.00-Meters & Regulators	Retirement	1986	1924	(5,491.00)
G381.00-Meters & Regulators	Retirement	2005	1978	(64,013.32)
G381.00-Meters & Regulators	Retirement	2004	1963	(5,515.57)
G381.00-Meters & Regulators	Retirement	2011	2006	(6,233.96)
G381.00-Meters & Regulators	Retirement	2007	1976	(64,396.71)
G381.00-Meters & Regulators	Retirement	1997	1969	(13,450.00)
G381.00-Meters & Regulators	Retirement	1995	1984	(6,261.00)
G381.00-Meters & Regulators	Retirement	2013	2007	(6,264.80)
G381.00-Meters & Regulators	Retirement	2016	1986	(16,002.50)
G381.00-Meters & Regulators	Retirement	2017	1989	(7,158.92)
G381.00-Meters & Regulators	Retirement	2012	1953	(16,044.02)
G381.00-Meters & Regulators	Retirement	2017	2001	(7,175.92)
G381.00-Meters & Regulators	Retirement	2017	1988	(16,062.23)
G381.00-Meters & Regulators	Retirement	2015	1989	(16,066.24)
G381.00-Meters & Regulators	Retirement	2012	1975	(7,191.66)
G381.00-Meters & Regulators	Retirement	1995	1969	(21,615.00)
G381.00-Meters & Regulators	Retirement	2005	1965	(7,207.87)
G381.00-Meters & Regulators	Retirement	2014	2006	(16,092.09)
G381.00-Meters & Regulators	Retirement	2020	2018	(16,099.13)
G381.00-Meters & Regulators	Retirement	1996	1994	(2,991.00)
G381.00-Meters & Regulators	Retirement	1999	1966	(16,115.38)
G381.00-Meters & Regulators	Retirement	2019	1992	(21,656.57)
G381.00-Meters & Regulators	Retirement	1984	1951	(2,998.00)
G381.00-Meters & Regulators	Retirement	2014	2011	(2,998.38)
G381.00-Meters & Regulators	Retirement	2008	2001	(3,004.51)
G381.00-Meters & Regulators	Retirement	2007	1964	(7,458.39)
G381.00-Meters & Regulators	Retirement	2008	1940	(3,007.22)
G381.00-Meters & Regulators	Retirement	1958	1926	(7,478.00)
G381.00-Meters & Regulators	Retirement	2009	1997	(7,483.94)
G381.00-Meters & Regulators	Retirement	2017	1994	(7,485.79)
G381.00-Meters & Regulators	Retirement	2001	1954	(3,367.74)
G381.00-Meters & Regulators	Retirement	2013	2005	(7,497.21)
G381.00-Meters & Regulators	Retirement	2007	1943	(3,774.87)
G381.00-Meters & Regulators	Retirement	1955	1924	(7,504.00)
G381.00-Meters & Regulators	Retirement	2010	1940	(3,776.19)
G381.00-Meters & Regulators	Retirement	2016	1936	(222.47)
G381.00-Meters & Regulators	Retirement	2003	1981	(3,780.61)

GRC Depr Study Transactional Data

hist acct	tran code	activity year	vintage	amount
G381.00-Meters & Regulators	Retirement	2017	1998	(7,509.41)
G381.00-Meters & Regulators	Retirement	2020	1944	(207.47)
G381.00-Meters & Regulators	Retirement	2012	1950	(7,510.41)
G381.00-Meters & Regulators	Retirement	2001	1930	(207.68)
G381.00-Meters & Regulators	Retirement	2013	1973	(3,795.14)
G381.00-Meters & Regulators	Retirement	2000	1948	(3,798.02)
G381.00-Meters & Regulators	Retirement	2012	1954	(8,576.81)
G381.00-Meters & Regulators	Retirement	2006	1971	(25,755.19)
G381.00-Meters & Regulators	Retirement	2000	1982	(4,287.06)
G381.00-Meters & Regulators	Retirement	2011	1951	(25,774.27)
G381.00-Meters & Regulators	Retirement	2003	1985	(4,299.16)
G381.00-Meters & Regulators	Retirement	2019	1986	(8,603.48)
G381.00-Meters & Regulators	Retirement	1992	1967	(8,626.00)
G381.00-Meters & Regulators	Retirement	2019	2002	(25,847.88)
G381.00-Meters & Regulators	Retirement	2017	1982	(4,885.43)
G381.00-Meters & Regulators	Retirement	2012	2006	(8,643.03)
G381.00-Meters & Regulators	Retirement	2020	1976	(4,892.28)
G381.00-Meters & Regulators	Retirement	1998	1995	(4,897.00)
G381.00-Meters & Regulators	Retirement	2008	2006	(4,901.59)
G381.00-Meters & Regulators	Retirement	2002	1953	(4,902.34)
G381.00-Meters & Regulators	Retirement	2010	1977	(157,531.14)
G381.00-Meters & Regulators	Retirement	2009	1986	(4,909.76)
G381.00-Meters & Regulators	Retirement	2018	1977	(5,544.31)
G381.00-Meters & Regulators	Retirement	1985	1969	(30,572.00)
G381.00-Meters & Regulators	Retirement	2018	2017	(5,560.02)
G381.00-Meters & Regulators	Retirement	2017	1977	(9,988.56)
G381.00-Meters & Regulators	Retirement	2008	1979	(30,584.81)
G381.00-Meters & Regulators	Retirement	2016	2013	(10,008.71)
G381.00-Meters & Regulators	Retirement	1994	1963	(6,290.00)
G381.00-Meters & Regulators	Retirement	2001	1990	(10,011.22)
G381.00-Meters & Regulators	Retirement	1997	1974	(10,014.00)
G381.00-Meters & Regulators	Retirement	2015	1996	(10,015.81)
G381.00-Meters & Regulators	Retirement	2015	2008	(6,293.26)
G381.00-Meters & Regulators	Retirement	2010	1941	(6,297.80)
G381.00-Meters & Regulators	Retirement	2005	2004	(6,305.76)
G381.00-Meters & Regulators	Retirement	2005	1962	(6,318.67)
G381.00-Meters & Regulators	Retirement	2017	2000	(11,558.75)
G381.00-Meters & Regulators	Retirement	2016	1991	(30,755.45)
G381.00-Meters & Regulators	Retirement	1993	1986	(6,323.00)
G381.00-Meters & Regulators	Retirement	1997	1977	(7,234.00)
G381.00-Meters & Regulators	Retirement	1991	1974	(30,801.00)
G381.00-Meters & Regulators	Retirement	2007	1970	(7,235.67)

GRC Depr Study Transactional Data

hist acct	tran code	activity year	vintage	amount
G381.00-Meters & Regulators	Retirement	2004	1995	(30,812.31)
G381.00-Meters & Regulators	Retirement	2011	2001	(7,241.68)
G381.00-Meters & Regulators	Retirement	1998	1977	(7,254.00)
G381.00-Meters & Regulators	Retirement	1990	1925	(7,260.00)
G381.00-Meters & Regulators	Retirement	2012	1999	(11,608.25)
G381.00-Meters & Regulators	Retirement	2004	1949	(7,277.88)
G381.00-Meters & Regulators	Retirement	2007	1982	(11,615.45)
G381.00-Meters & Regulators	Retirement	2010	1946	(3,011.77)
G381.00-Meters & Regulators	Retirement	2009	1975	(3,013.56)
G381.00-Meters & Regulators	Retirement	2017	1981	(3,013.65)
G381.00-Meters & Regulators	Retirement	2013	1989	(11,620.05)
G381.00-Meters & Regulators	Retirement	1990	1965	(3,015.00)
G381.00-Meters & Regulators	Retirement	2006	1943	(3,017.38)
G381.00-Meters & Regulators	Retirement	1997	1991	(3,018.00)
G381.00-Meters & Regulators	Retirement	2004	1996	(11,646.87)
G381.00-Meters & Regulators	Retirement	2007	1956	(13,465.35)
G381.00-Meters & Regulators	Retirement	2007	1992	(37,572.42)
G381.00-Meters & Regulators	Retirement	1994	1970	(37,630.00)
G381.00-Meters & Regulators	Retirement	1999	1949	(3,379.88)
G381.00-Meters & Regulators	Retirement	1999	1976	(13,504.98)
G381.00-Meters & Regulators	Retirement	1999	1926	(3,387.16)
G381.00-Meters & Regulators	Retirement	1999	1962	(3,394.02)
G381.00-Meters & Regulators	Retirement	2009	1937	(3,394.34)
G381.00-Meters & Regulators	Retirement	1990	1969	(13,579.00)
G381.00-Meters & Regulators	Retirement	1957	1926	(3,813.00)
G381.00-Meters & Regulators	Retirement	2006	2000	(992.38)
G381.00-Meters & Regulators	Retirement	2009	1941	(3,824.13)
G381.00-Meters & Regulators	Retirement	2012	1948	(4,334.46)
G381.00-Meters & Regulators	Retirement	1995	1942	(993.00)
G381.00-Meters & Regulators	Retirement	2004	1947	(4,351.13)
G381.00-Meters & Regulators	Retirement	2011	2008	(4,932.21)
G381.00-Meters & Regulators	Retirement	1997	1951	(4,938.00)
G381.00-Meters & Regulators	Retirement	2000	1926	(4,940.67)
G381.00-Meters & Regulators	Retirement	2012	1964	(4,940.79)
G381.00-Meters & Regulators	Retirement	2004	1999	(5,606.09)
G381.00-Meters & Regulators	Retirement	1999	1959	(5,609.06)
G381.00-Meters & Regulators	Retirement	2000	1953	(5,620.38)
G381.00-Meters & Regulators	Retirement	1990	1953	(198.00)
G381.00-Meters & Regulators	Retirement	1997	1937	(198.00)
G381.00-Meters & Regulators	Retirement	1992	1965	(6,359.00)
G381.00-Meters & Regulators	Retirement	1995	1985	(6,381.00)
G381.00-Meters & Regulators	Retirement	2003	1966	(7,298.67)

GRC Depr Study Transactional Data

hist acct	tran code	activity year	vintage	amount
G381.00-Meters & Regulators	Retirement	2006	1964	(7,301.04)
G381.00-Meters & Regulators	Retirement	1992	1972	(7,305.00)
G381.00-Meters & Regulators	Retirement	2002	1959	(7,306.92)
G381.00-Meters & Regulators	Retirement	1997	1981	(7,311.00)
G381.00-Meters & Regulators	Retirement	1987	1925	(7,314.00)
G381.00-Meters & Regulators	Retirement	2020	1972	(3,028.51)
G381.00-Meters & Regulators	Retirement	1983	1952	(3,038.00)
G381.00-Meters & Regulators	Retirement	1950	1927	(2.00)
G381.00-Meters & Regulators	Retirement	1948	1927	(2.00)
G381.00-Meters & Regulators	Retirement	1999	1980	(215.24)
G381.00-Meters & Regulators	Retirement	2019	1987	(18,617.17)
G381.00-Meters & Regulators	Retirement	2019	2012	(18,621.08)
G381.00-Meters & Regulators	Retirement	2011	1942	(3,408.16)
G381.00-Meters & Regulators	Retirement	2000	1985	(3,408.76)
G381.00-Meters & Regulators	Retirement	2001	1961	(3,416.54)
G381.00-Meters & Regulators	Retirement	2016	2005	(18,641.56)
G381.00-Meters & Regulators	Retirement	2006	1988	(18,642.60)
G381.00-Meters & Regulators	Retirement	1978	1965	(994.00)
G381.00-Meters & Regulators	Retirement	1985	1933	(3,425.00)
G381.00-Meters & Regulators	Retirement	2002	1957	(3,834.37)
G381.00-Meters & Regulators	Retirement	2001	1992	(18,675.87)
G381.00-Meters & Regulators	Retirement	1966	1931	(3,846.00)
G381.00-Meters & Regulators	Retirement	2006	1986	(3,846.31)
G381.00-Meters & Regulators	Retirement	1970	1923	(3,850.00)
G381.00-Meters & Regulators	Retirement	1997	1988	(3,857.00)
G381.00-Meters & Regulators	Retirement	2009	2008	(18,697.54)
G381.00-Meters & Regulators	Retirement	1976	1961	(4,372.00)
G381.00-Meters & Regulators	Retirement	2009	1990	(18,739.87)
G381.00-Meters & Regulators	Retirement	1987	1948	(216.00)
G381.00-Meters & Regulators	Retirement	2019	1983	(4,383.76)
G381.00-Meters & Regulators	Retirement	1983	1947	(18,759.00)
G381.00-Meters & Regulators	Retirement	2009	2005	(4,949.08)
G381.00-Meters & Regulators	Retirement	2015	1937	(198.55)
G381.00-Meters & Regulators	Retirement	1994	1938	(216.00)
G381.00-Meters & Regulators	Retirement	2010	2007	(4,962.64)
G381.00-Meters & Regulators	Retirement	1984	1936	(216.00)
G381.00-Meters & Regulators	Retirement	1996	1978	(4,970.00)
G381.00-Meters & Regulators	Retirement	2001	1981	(4,979.03)
G381.00-Meters & Regulators	Retirement	2003	1949	(4,983.50)
G381.00-Meters & Regulators	Retirement	2006	1963	(4,984.42)
G381.00-Meters & Regulators	Retirement	2015	1977	(4,984.83)
G381.00-Meters & Regulators	Retirement	1998	1984	(4,986.00)

GRC Depr Study Transactional Data

hist acct	tran code	activity year	vintage	amount
G381.00-Meters & Regulators	Retirement	2000	1981	(5,624.58)
G381.00-Meters & Regulators	Retirement	2017	1975	(5,624.79)
G381.00-Meters & Regulators	Retirement	2017	1997	(21,792.64)
G381.00-Meters & Regulators	Retirement	1999	1982	(5,633.02)
G381.00-Meters & Regulators	Retirement	1994	1993	(5,634.00)
G381.00-Meters & Regulators	Retirement	1998	1937	(199.00)
G381.00-Meters & Regulators	Retirement	2001	1988	(5,647.97)
G381.00-Meters & Regulators	Retirement	2015	1979	(5,658.49)
G381.00-Meters & Regulators	Retirement	2002	1975	(6,394.98)
G381.00-Meters & Regulators	Retirement	2008	1947	(6,396.35)
G381.00-Meters & Regulators	Retirement	2010	2004	(6,413.68)
G381.00-Meters & Regulators	Retirement	2017	1997	(6,421.42)
G381.00-Meters & Regulators	Retirement	2017	2000	(6,429.77)
G381.00-Meters & Regulators	Retirement	2013	2008	(6,433.34)
G381.00-Meters & Regulators	Retirement	1999	1994	(2,730.35)
G381.00-Meters & Regulators	Retirement	2004	1940	(2,732.60)
G381.00-Meters & Regulators	Retirement	1975	1928	(2,734.00)
G381.00-Meters & Regulators	Retirement	1997	1960	(2,738.00)
G381.00-Meters & Regulators	Retirement	2002	1949	(2,738.47)
G381.00-Meters & Regulators	Retirement	2009	1984	(220,698.93)
G381.00-Meters & Regulators	Retirement	2002	1955	(2,740.93)
G381.00-Meters & Regulators	Retirement	1992	1975	(3,047.00)
G381.00-Meters & Regulators	Retirement	2006	1952	(25,918.59)
G381.00-Meters & Regulators	Retirement	2000	1996	(3,057.28)
G381.00-Meters & Regulators	Retirement	1999	1975	(3,057.92)
G381.00-Meters & Regulators	Retirement	1997	1983	(3,064.00)
G381.00-Meters & Regulators	Retirement	2006	1946	(3,069.34)
G381.00-Meters & Regulators	Retirement	1998	1953	(3,070.00)
G381.00-Meters & Regulators	Retirement	2004	1980	(25,991.83)
G381.00-Meters & Regulators	Retirement	1994	1964	(3,433.00)
G381.00-Meters & Regulators	Retirement	2008	1936	(3,433.86)
G381.00-Meters & Regulators	Retirement	2003	1954	(3,440.41)
G381.00-Meters & Regulators	Retirement	1997	1995	(3,442.00)
G381.00-Meters & Regulators	Retirement	2001	1971	(26,012.46)
G381.00-Meters & Regulators	Retirement	1999	1964	(3,443.77)
G381.00-Meters & Regulators	Retirement	2005	1995	(26,025.44)
G381.00-Meters & Regulators	Retirement	2019	1935	(216.50)
G381.00-Meters & Regulators	Retirement	2017	1972	(3,450.18)
G381.00-Meters & Regulators	Retirement	2000	1958	(3,869.62)
G381.00-Meters & Regulators	Retirement	2006	1950	(26,061.17)
G381.00-Meters & Regulators	Retirement	2001	1926	(3,871.04)
G381.00-Meters & Regulators	Retirement	2020	1961	(3,874.44)

GRC Depr Study Transactional Data

hist acct	tran code	activity year	vintage	amount
G381.00-Meters & Regulators	Retirement	1964	1930	(3,878.00)
G381.00-Meters & Regulators	Retirement	2015	1982	(3,879.91)
G381.00-Meters & Regulators	Retirement	1981	1960	(3,888.00)
G381.00-Meters & Regulators	Retirement	2000	1989	(30,834.91)
G381.00-Meters & Regulators	Retirement	1999	1956	(3,898.58)
G381.00-Meters & Regulators	Retirement	2016	1990	(30,854.73)
G381.00-Meters & Regulators	Retirement	1983	1936	(4,406.00)
G381.00-Meters & Regulators	Retirement	2014	1981	(4,415.33)
G381.00-Meters & Regulators	Retirement	1978	1968	(217.00)
G381.00-Meters & Regulators	Retirement	2016	1984	(30,899.07)
G381.00-Meters & Regulators	Retirement	2014	1992	(30,912.58)
G381.00-Meters & Regulators	Retirement	1959	1924	(217.00)
G381.00-Meters & Regulators	Retirement	2001	1958	(4,992.11)
G381.00-Meters & Regulators	Retirement	1991	1950	(200.00)
G381.00-Meters & Regulators	Retirement	1999	1950	(5,006.94)
G381.00-Meters & Regulators	Retirement	2007	1937	(5,011.15)
G381.00-Meters & Regulators	Retirement	2014	2008	(5,011.40)
G381.00-Meters & Regulators	Retirement	2003	1963	(31,022.69)
G381.00-Meters & Regulators	Retirement	1993	1960	(31,028.00)
G381.00-Meters & Regulators	Retirement	2008	1998	(352,720.78)
G381.00-Meters & Regulators	Retirement	2013	1958	(5,671.52)
G381.00-Meters & Regulators	Retirement	2010	1947	(5,674.52)
G381.00-Meters & Regulators	Retirement	2013	1965	(5,677.91)
G381.00-Meters & Regulators	Retirement	2001	1950	(5,682.87)
G381.00-Meters & Regulators	Retirement	2005	1955	(5,683.05)
G381.00-Meters & Regulators	Retirement	2005	1966	(5,690.87)
G381.00-Meters & Regulators	Retirement	2012	1991	(31,085.82)
G381.00-Meters & Regulators	Retirement	2020	1959	(5,700.05)
G381.00-Meters & Regulators	Retirement	2013	2006	(5,701.52)
G381.00-Meters & Regulators	Retirement	2004	1976	(31,108.21)
G381.00-Meters & Regulators	Retirement	2012	1973	(6,441.07)
G381.00-Meters & Regulators	Retirement	2001	1994	(6,453.53)
G381.00-Meters & Regulators	Retirement	2018	1988	(31,128.93)
G381.00-Meters & Regulators	Retirement	2019	1982	(6,476.28)
G381.00-Meters & Regulators	Retirement	2015	1956	(995.38)
G381.00-Meters & Regulators	Retirement	1998	1957	(2,751.00)
G381.00-Meters & Regulators	Retirement	2017	1965	(2,753.97)
G381.00-Meters & Regulators	Retirement	1984	1960	(2,764.00)
G381.00-Meters & Regulators	Retirement	1996	1974	(3,072.00)
G381.00-Meters & Regulators	Retirement	2014	1957	(3,073.35)
G381.00-Meters & Regulators	Retirement	2009	1967	(38,061.52)
G381.00-Meters & Regulators	Retirement	2020	1997	(38,095.08)

SDG&E
2024 GRC - APP
Depreciation

GRC Depr Study Transactional Data

hist acct	tran code	activity year	vintage	amount
G381.00-Meters & Regulators	Retirement	2009	1982	(367,416.69)
G381.00-Meters & Regulators	Retirement	2002	1948	(3,089.93)
G381.00-Meters & Regulators	Retirement	1995	1958	(3,456.00)
G381.00-Meters & Regulators	Retirement	2006	1940	(3,460.38)
G381.00-Meters & Regulators	Retirement	2015	1994	(38,227.70)
G381.00-Meters & Regulators	Retirement	2011	1967	(3,473.53)
G381.00-Meters & Regulators	Retirement	2002	1985	(3,914.11)
G381.00-Meters & Regulators	Retirement	2010	2005	(3,919.22)
G381.00-Meters & Regulators	Retirement	2011	2003	(4,438.89)
G381.00-Meters & Regulators	Retirement	1987	1929	(1,019.00)
G381.00-Meters & Regulators	Retirement	2005	1942	(4,456.80)
G381.00-Meters & Regulators	Retirement	2005	1993	(47,489.82)
G381.00-Meters & Regulators	Retirement	2008	1958	(47,498.93)
G381.00-Meters & Regulators	Retirement	1995	1961	(5,028.00)
G381.00-Meters & Regulators	Retirement	1995	1963	(5,034.00)
G381.00-Meters & Regulators	Retirement	2001	1957	(5,034.44)
G381.00-Meters & Regulators	Retirement	1992	1970	(47,629.00)
G381.00-Meters & Regulators	Retirement	2011	1987	(47,658.53)
G381.00-Meters & Regulators	Retirement	1996	1980	(5,049.00)
G381.00-Meters & Regulators	Retirement	2005	1988	(5,050.66)
G381.00-Meters & Regulators	Retirement	1997	1987	(5,716.00)
G381.00-Meters & Regulators	Retirement	2002	1960	(5,719.31)
G381.00-Meters & Regulators	Retirement	1986	1925	(5,727.00)
G381.00-Meters & Regulators	Retirement	1997	1967	(5,751.00)
G381.00-Meters & Regulators	Retirement	1995	1977	(5,752.00)
G381.00-Meters & Regulators	Retirement	2019	1939	(155.80)
G381.00-Meters & Regulators	Retirement	1990	1985	(156.00)
G381.00-Meters & Regulators	Retirement	1978	1958	(156.00)
G381.00-Meters & Regulators	Retirement	2017	2013	(156.92)
G381.00-Meters & Regulators	Retirement	2000	1988	(62,589.26)
G381.00-Meters & Regulators	Retirement	2012	2007	(18,760.52)
G381.00-Meters & Regulators	Retirement	2012	1931	(18,791.27)
G381.00-Meters & Regulators	Retirement	2007	1949	(18,799.15)
G381.00-Meters & Regulators	Retirement	2010	1962	(18,813.19)
G381.00-Meters & Regulators	Retirement	1995	1964	(18,817.00)
G381.00-Meters & Regulators	Retirement	2006	1932	(34.17)
G381.00-Meters & Regulators	Retirement	2006	1983	(34.94)
G381.00-Meters & Regulators	Retirement	2014	1946	(997.53)
G381.00-Meters & Regulators	Retirement	1975	1968	(35.00)
G381.00-Meters & Regulators	Retirement	2000	1983	(52.42)
G381.00-Meters & Regulators	Retirement	1975	1942	(74.00)
G381.00-Meters & Regulators	Retirement	2006	1928	(74.16)

GRC Depr Study Transactional Data

hist acct	tran code	activity year	vintage	amount
G381.00-Meters & Regulators	Retirement	2015	2012	(22,022.56)
G381.00-Meters & Regulators	Retirement	2020	2007	(387,933.22)
G381.00-Meters & Regulators	Retirement	2007	1985	(22,024.31)
G381.00-Meters & Regulators	Retirement	2017	1999	(22,027.87)
G381.00-Meters & Regulators	Retirement	1984	1939	(99.00)
G381.00-Meters & Regulators	Retirement	1984	1931	(99.00)
G381.00-Meters & Regulators	Retirement	2017	1940	(219.70)
G381.00-Meters & Regulators	Retirement	1999	1973	(22,129.82)
G381.00-Meters & Regulators	Retirement	1992	1981	(158.00)
G381.00-Meters & Regulators	Retirement	1988	1960	(159.00)
G381.00-Meters & Regulators	Retirement	2013	1984	(22,197.05)
G381.00-Meters & Regulators	Retirement	2002	1978	(26,160.41)
G381.00-Meters & Regulators	Retirement	1994	1933	(20.00)
G381.00-Meters & Regulators	Retirement	2000	1961	(26,240.07)
G381.00-Meters & Regulators	Retirement	2007	1988	(26,243.85)
G381.00-Meters & Regulators	Retirement	2017	1961	(35.22)
G381.00-Meters & Regulators	Retirement	1995	1931	(36.00)
G381.00-Meters & Regulators	Retirement	2011	1976	(26,320.27)
G381.00-Meters & Regulators	Retirement	1998	1929	(36.00)
G381.00-Meters & Regulators	Retirement	2017	1982	(53.10)
G381.00-Meters & Regulators	Retirement	2005	1984	(26,351.90)
G381.00-Meters & Regulators	Retirement	2004	1968	(31,196.95)
G381.00-Meters & Regulators	Retirement	2019	1999	(31,204.17)
G381.00-Meters & Regulators	Retirement	1985	1966	(999.00)
G381.00-Meters & Regulators	Retirement	1996	1943	(100.00)
G381.00-Meters & Regulators	Retirement	2018	1943	(100.99)
G381.00-Meters & Regulators	Retirement	2016	1943	(101.00)
G381.00-Meters & Regulators	Retirement	1980	1935	(221.00)
G381.00-Meters & Regulators	Retirement	2015	1944	(159.58)
G381.00-Meters & Regulators	Retirement	1978	1936	(160.00)
G381.00-Meters & Regulators	Retirement	1983	1925	(160.00)
G381.00-Meters & Regulators	Retirement	1994	1986	(161.00)
G381.00-Meters & Regulators	Retirement	1981	1923	(161.00)
G381.00-Meters & Regulators	Retirement	1984	1953	(31,541.00)
G381.00-Meters & Regulators	Retirement	1973	1954	(7.00)
G381.00-Meters & Regulators	Retirement	1993	1969	(38,330.00)
G381.00-Meters & Regulators	Retirement	1990	1950	(225.00)
G381.00-Meters & Regulators	Retirement	2016	1988	(38,388.59)
G381.00-Meters & Regulators	Retirement	1993	1967	(38,413.00)
G381.00-Meters & Regulators	Retirement	2018	2006	(38,499.51)
G381.00-Meters & Regulators	Retirement	2019	2000	(38,503.26)
G381.00-Meters & Regulators	Retirement	1985	1960	(21.00)

GRC Depr Study Transactional Data

hist acct	tran code	activity year	vintage	amount
G381.00-Meters & Regulators	Retirement	2008	1996	(38,511.31)
G381.00-Meters & Regulators	Retirement	2008	1931	(36.18)
G381.00-Meters & Regulators	Retirement	1976	1941	(55.00)
G381.00-Meters & Regulators	Retirement	1984	1917	(55.00)
G381.00-Meters & Regulators	Retirement	2009	1958	(47,735.24)
G381.00-Meters & Regulators	Retirement	1996	1939	(77.00)
G381.00-Meters & Regulators	Retirement	1996	1936	(77.00)
G381.00-Meters & Regulators	Retirement	2018	2003	(47,959.99)
G381.00-Meters & Regulators	Retirement	2017	1979	(101.04)
G381.00-Meters & Regulators	Retirement	2012	1939	(999.72)
G381.00-Meters & Regulators	Retirement	2009	2000	(48,176.41)
G381.00-Meters & Regulators	Retirement	2003	1930	(129.80)
G381.00-Meters & Regulators	Retirement	1996	1955	(226.00)
G381.00-Meters & Regulators	Retirement	1970	1922	(162.00)
G381.00-Meters & Regulators	Retirement	1990	1955	(226.00)
G381.00-Meters & Regulators	Retirement	1988	1959	(48,463.00)
G381.00-Meters & Regulators	Retirement	1978	1954	(163.00)
G381.00-Meters & Regulators	Retirement	2008	1980	(419,472.91)
G381.00-Meters & Regulators	Retirement	2012	1986	(420,450.15)
G381.00-Meters & Regulators	Retirement	1975	1935	(164.00)
G381.00-Meters & Regulators	Retirement	1985	1965	(22.00)
G381.00-Meters & Regulators	Retirement	1957	1955	(22.00)
G381.00-Meters & Regulators	Retirement	1956	1955	(22.00)
G381.00-Meters & Regulators	Retirement	1995	1932	(22.00)
G381.00-Meters & Regulators	Retirement	1949	1928	(22.00)
G381.00-Meters & Regulators	Retirement	1962	1924	(22.00)
G381.00-Meters & Regulators	Retirement	1973	1923	(823.00)
G381.00-Meters & Regulators	Retirement	2011	1985	(429,304.68)
G381.00-Meters & Regulators	Retirement	2004	1928	(37.08)
G381.00-Meters & Regulators	Retirement	2003	1928	(37.08)
G381.00-Meters & Regulators	Retirement	2008	1991	(430,274.78)
G381.00-Meters & Regulators	Retirement	2002	1928	(37.08)
G381.00-Meters & Regulators	Retirement	2017	1971	(37.56)
G381.00-Meters & Regulators	Retirement	1991	1930	(38.00)
G381.00-Meters & Regulators	Retirement	1996	1946	(57.00)
G381.00-Meters & Regulators	Retirement	1986	1947	(78.00)
G381.00-Meters & Regulators	Retirement	1983	1935	(78.00)
G381.00-Meters & Regulators	Retirement	2001	1944	(1,037.26)
G381.00-Meters & Regulators	Retirement	1995	1989	(795.00)
G381.00-Meters & Regulators	Retirement	1981	1959	(795.00)
G381.00-Meters & Regulators	Retirement	2016	1937	(226.92)
G381.00-Meters & Regulators	Retirement	1984	1965	(79.00)

GRC Depr Study Transactional Data

hist acct	tran code	activity year	vintage	amount
G381.00-Meters & Regulators	Retirement	1979	1952	(79.00)
G381.00-Meters & Regulators	Retirement	1997	1935	(103.00)
G381.00-Meters & Regulators	Retirement	1977	1973	(796.00)
G381.00-Meters & Regulators	Retirement	1997	1943	(227.00)
G381.00-Meters & Regulators	Retirement	2016	1938	(103.07)
G381.00-Meters & Regulators	Retirement	2015	1938	(103.07)
G381.00-Meters & Regulators	Retirement	2016	1935	(103.10)
G381.00-Meters & Regulators	Retirement	1949	1924	(227.00)
G381.00-Meters & Regulators	Retirement	1976	1957	(104.00)
G381.00-Meters & Regulators	Retirement	1990	1939	(104.00)
G381.00-Meters & Regulators	Retirement	1980	1928	(131.00)
G381.00-Meters & Regulators	Retirement	1973	1928	(131.00)
G381.00-Meters & Regulators	Retirement	1986	1938	(132.00)
G381.00-Meters & Regulators	Retirement	1990	1937	(132.00)
G381.00-Meters & Regulators	Retirement	2015	1940	(164.77)
G381.00-Meters & Regulators	Retirement	2018	1940	(164.78)
G381.00-Meters & Regulators	Retirement	1981	1934	(166.00)
G381.00-Meters & Regulators	Retirement	2017	1948	(836.87)
G381.00-Meters & Regulators	Retirement	1960	1941	(837.00)
G381.00-Meters & Regulators	Retirement	1993	1980	(838.00)
G381.00-Meters & Regulators	Retirement	1980	1930	(212.00)
G381.00-Meters & Regulators	Retirement	1951	1937	(9.00)
G381.00-Meters & Regulators	Retirement	1973	1935	(9.00)
G381.00-Meters & Regulators	Retirement	1977	1952	(839.00)
G381.00-Meters & Regulators	Retirement	1977	1926	(212.00)
G381.00-Meters & Regulators	Retirement	1976	1926	(212.00)
G381.00-Meters & Regulators	Retirement	1976	1919	(212.00)
G381.00-Meters & Regulators	Retirement	1984	1954	(23.00)
G381.00-Meters & Regulators	Retirement	1949	1929	(23.00)
G381.00-Meters & Regulators	Retirement	1976	1917	(212.00)
G381.00-Meters & Regulators	Retirement	2017	1972	(38.34)
G381.00-Meters & Regulators	Retirement	1995	1946	(805.00)
G381.00-Meters & Regulators	Retirement	2018	1945	(79.20)
G381.00-Meters & Regulators	Retirement	2005	1945	(808.01)
G381.00-Meters & Regulators	Retirement	1973	1966	(81.00)
G381.00-Meters & Regulators	Retirement	1969	1966	(81.00)
G381.00-Meters & Regulators	Retirement	1962	1951	(81.00)
G381.00-Meters & Regulators	Retirement	2020	2010	(250,709.89)
G381.00-Meters & Regulators	Retirement	2019	1967	(1,000.85)
G381.00-Meters & Regulators	Retirement	2020	1967	(1,000.86)
G381.00-Meters & Regulators	Retirement	1995	1933	(133.00)
G381.00-Meters & Regulators	Retirement	2017	1938	(134.00)

GRC Depr Study Transactional Data

hist acct	tran code	activity year	vintage	amount
G381.00-Meters & Regulators	Retirement	1991	1946	(134.00)
G381.00-Meters & Regulators	Retirement	2005	1937	(1,040.05)
G381.00-Meters & Regulators	Retirement	1994	1939	(168.00)
G381.00-Meters & Regulators	Retirement	1984	1971	(852.00)
G381.00-Meters & Regulators	Retirement	1996	1935	(10.00)
G381.00-Meters & Regulators	Retirement	1990	1933	(10.00)
G381.00-Meters & Regulators	Retirement	1958	1925	(10.00)
G381.00-Meters & Regulators	Retirement	1990	1949	(222.00)
G381.00-Meters & Regulators	Retirement	1962	1956	(24.00)
G381.00-Meters & Regulators	Retirement	1991	1954	(24.00)
G381.00-Meters & Regulators	Retirement	1991	1949	(24.00)
G381.00-Meters & Regulators	Retirement	1998	1945	(222.00)
G381.00-Meters & Regulators	Retirement	1996	1976	(2,469.00)
G381.00-Meters & Regulators	Retirement	1970	1918	(1,064.00)
G381.00-Meters & Regulators	Retirement	1972	1943	(59.00)
G381.00-Meters & Regulators	Retirement	2001	1986	(1,067.94)
G381.00-Meters & Regulators	Retirement	2020	1941	(1,069.66)
G381.00-Meters & Regulators	Retirement	2010	1939	(1,207.47)
G381.00-Meters & Regulators	Retirement	1975	1939	(60.00)
G381.00-Meters & Regulators	Retirement	1978	1959	(1,211.00)
G381.00-Meters & Regulators	Retirement	1966	1923	(60.00)
G381.00-Meters & Regulators	Retirement	2008	1933	(1,212.61)
G381.00-Meters & Regulators	Retirement	1994	1942	(786.00)
G381.00-Meters & Regulators	Retirement	2017	1952	(1,362.68)
G381.00-Meters & Regulators	Retirement	1991	1959	(1,364.00)
G381.00-Meters & Regulators	Retirement	2017	1986	(1,364.57)
G381.00-Meters & Regulators	Retirement	1990	1940	(82.00)
G381.00-Meters & Regulators	Retirement	1997	1933	(82.00)
G381.00-Meters & Regulators	Retirement	2015	1981	(1,541.86)
G381.00-Meters & Regulators	Retirement	1987	1955	(787.00)
G381.00-Meters & Regulators	Retirement	1959	1938	(787.00)
G381.00-Meters & Regulators	Retirement	2009	2003	(1,547.34)
G381.00-Meters & Regulators	Retirement	2018	1961	(1,549.76)
G381.00-Meters & Regulators	Retirement	2016	1961	(1,549.78)
G381.00-Meters & Regulators	Retirement	2020	1953	(1,733.18)
G381.00-Meters & Regulators	Retirement	1990	1936	(106.00)
G381.00-Meters & Regulators	Retirement	2019	1978	(1,738.36)
G381.00-Meters & Regulators	Retirement	1996	1981	(1,002.00)
G381.00-Meters & Regulators	Retirement	2010	1945	(1,742.75)
G381.00-Meters & Regulators	Retirement	1984	1970	(1,743.00)
G381.00-Meters & Regulators	Retirement	2005	2000	(1,972.00)
G381.00-Meters & Regulators	Retirement	1990	1964	(1,972.00)

GRC Depr Study Transactional Data

hist acct	tran code	activity year	vintage	amount
G381.00-Meters & Regulators	Retirement	2017	2015	(134.12)
G381.00-Meters & Regulators	Retirement	2016	1968	(1,972.07)
G381.00-Meters & Regulators	Retirement	2002	1942	(1,973.14)
G381.00-Meters & Regulators	Retirement	2003	1986	(134.65)
G381.00-Meters & Regulators	Retirement	1996	1982	(2,208.00)
G381.00-Meters & Regulators	Retirement	1991	1987	(2,209.00)
G381.00-Meters & Regulators	Retirement	1975	1956	(135.00)
G381.00-Meters & Regulators	Retirement	2002	1981	(2,212.83)
G381.00-Meters & Regulators	Retirement	2009	1987	(173,818.67)
G381.00-Meters & Regulators	Retirement	2007	1928	(135.96)
G381.00-Meters & Regulators	Retirement	2019	1950	(826.14)
G381.00-Meters & Regulators	Retirement	2014	1961	(2,500.78)
G381.00-Meters & Regulators	Retirement	1997	1942	(827.00)
G381.00-Meters & Regulators	Retirement	1999	1930	(168.73)
G381.00-Meters & Regulators	Retirement	1975	1930	(1,074.00)
G381.00-Meters & Regulators	Retirement	2016	1978	(1,076.49)
G381.00-Meters & Regulators	Retirement	2015	1962	(1,213.75)
G381.00-Meters & Regulators	Retirement	2000	1997	(1,214.11)
G381.00-Meters & Regulators	Retirement	2001	1940	(1,373.16)
G381.00-Meters & Regulators	Retirement	2018	1957	(1,375.69)
G381.00-Meters & Regulators	Retirement	2015	1951	(1,553.66)
G381.00-Meters & Regulators	Retirement	2016	1933	(10.27)
G381.00-Meters & Regulators	Retirement	2018	1933	(10.27)
G381.00-Meters & Regulators	Retirement	2015	1933	(10.28)
G381.00-Meters & Regulators	Retirement	2017	1933	(10.28)
G381.00-Meters & Regulators	Retirement	2019	1938	(10.30)
G381.00-Meters & Regulators	Retirement	2010	1930	(1,557.50)
G381.00-Meters & Regulators	Retirement	1973	1931	(830.00)
G381.00-Meters & Regulators	Retirement	1982	1934	(24.00)
G381.00-Meters & Regulators	Retirement	1996	1929	(24.00)
G381.00-Meters & Regulators	Retirement	1997	1927	(24.00)
G381.00-Meters & Regulators	Retirement	1981	1967	(1,747.00)
G381.00-Meters & Regulators	Retirement	2011	1931	(24.12)
G381.00-Meters & Regulators	Retirement	2003	1931	(24.12)
G381.00-Meters & Regulators	Retirement	2017	1954	(24.23)
G381.00-Meters & Regulators	Retirement	1999	1929	(24.24)
G381.00-Meters & Regulators	Retirement	1999	1987	(1,978.40)
G381.00-Meters & Regulators	Retirement	2001	1928	(24.72)
G381.00-Meters & Regulators	Retirement	2017	1953	(24.76)
G381.00-Meters & Regulators	Retirement	2002	1927	(24.88)
G381.00-Meters & Regulators	Retirement	2000	1927	(24.88)
G381.00-Meters & Regulators	Retirement	1954	1924	(2,225.00)

GRC Depr Study Transactional Data

hist acct	tran code	activity year	vintage	amount
G381.00-Meters & Regulators	Retirement	2001	1997	(2,225.85)
G381.00-Meters & Regulators	Retirement	1996	1938	(41.00)
G381.00-Meters & Regulators	Retirement	1990	1938	(41.00)
G381.00-Meters & Regulators	Retirement	1996	1933	(41.00)
G381.00-Meters & Regulators	Retirement	1948	1929	(41.00)
G381.00-Meters & Regulators	Retirement	1975	1960	(2,232.00)
G381.00-Meters & Regulators	Retirement	1997	1996	(2,508.00)
G381.00-Meters & Regulators	Retirement	1997	1992	(2,509.00)
G381.00-Meters & Regulators	Retirement	2018	1938	(41.22)
G381.00-Meters & Regulators	Retirement	2015	1935	(41.24)
G381.00-Meters & Regulators	Retirement	2011	1939	(1,077.63)
G381.00-Meters & Regulators	Retirement	1975	1938	(1,079.00)
G381.00-Meters & Regulators	Retirement	2006	1980	(1,079.52)
G381.00-Meters & Regulators	Retirement	2018	1955	(1,081.30)
G381.00-Meters & Regulators	Retirement	2005	1938	(1,082.23)
G381.00-Meters & Regulators	Retirement	1965	1931	(1,083.00)
G381.00-Meters & Regulators	Retirement	2011	1943	(1,085.74)
G381.00-Meters & Regulators	Retirement	2017	1980	(802.83)
G381.00-Meters & Regulators	Retirement	1985	1973	(61.00)
G381.00-Meters & Regulators	Retirement	1975	1952	(61.00)
G381.00-Meters & Regulators	Retirement	1973	1952	(61.00)
G381.00-Meters & Regulators	Retirement	1995	1928	(61.00)
G381.00-Meters & Regulators	Retirement	2016	1957	(1,229.34)
G381.00-Meters & Regulators	Retirement	2016	1954	(1,381.01)
G381.00-Meters & Regulators	Retirement	2006	2003	(1,382.24)
G381.00-Meters & Regulators	Retirement	1997	1958	(1,388.00)
G381.00-Meters & Regulators	Retirement	1996	1993	(804.00)
G381.00-Meters & Regulators	Retirement	1981	1929	(1,567.00)
G381.00-Meters & Regulators	Retirement	2015	1972	(1,571.77)
G381.00-Meters & Regulators	Retirement	2012	1987	(473,993.59)
G381.00-Meters & Regulators	Retirement	2010	1936	(1,760.47)
G381.00-Meters & Regulators	Retirement	2019	1964	(1,762.32)
G381.00-Meters & Regulators	Retirement	2006	1935	(1,762.89)
G381.00-Meters & Regulators	Retirement	2013	1941	(1,764.99)
G381.00-Meters & Regulators	Retirement	1975	1924	(1,766.00)
G381.00-Meters & Regulators	Retirement	2018	1968	(1,766.02)
G381.00-Meters & Regulators	Retirement	1961	1926	(1,998.00)
G381.00-Meters & Regulators	Retirement	1995	1929	(109.00)
G381.00-Meters & Regulators	Retirement	2016	1981	(1,998.83)
G381.00-Meters & Regulators	Retirement	1969	1931	(1,999.00)
G381.00-Meters & Regulators	Retirement	2015	1965	(2,005.97)
G381.00-Meters & Regulators	Retirement	1972	1931	(137.00)

SDG&E
2024 GRC - APP
Depreciation

GRC Depr Study Transactional Data

hist acct	tran code	activity year	vintage	amount
G381.00-Meters & Regulators	Retirement	2009	1935	(855.66)
G381.00-Meters & Regulators	Retirement	1997	1962	(2,243.00)
G381.00-Meters & Regulators	Retirement	2019	1965	(2,243.98)
G381.00-Meters & Regulators	Retirement	1993	1977	(2,244.00)
G381.00-Meters & Regulators	Retirement	1996	1963	(2,247.00)
G381.00-Meters & Regulators	Retirement	2019	1947	(1,022.61)
G381.00-Meters & Regulators	Retirement	1995	1952	(2,252.00)
G381.00-Meters & Regulators	Retirement	2019	1953	(2,253.10)
G381.00-Meters & Regulators	Retirement	2020	1954	(2,253.23)
G381.00-Meters & Regulators	Retirement	1994	1943	(138.00)
G381.00-Meters & Regulators	Retirement	1999	1985	(2,533.83)
G381.00-Meters & Regulators	Retirement	1998	1954	(1,090.00)
G381.00-Meters & Regulators	Retirement	2016	1955	(1,232.16)
G381.00-Meters & Regulators	Retirement	1991	1963	(1,237.00)
G381.00-Meters & Regulators	Retirement	2016	1953	(1,237.97)
G381.00-Meters & Regulators	Retirement	2016	1971	(1,239.43)
G381.00-Meters & Regulators	Retirement	1998	1996	(1,003.00)
G381.00-Meters & Regulators	Retirement	2018	1971	(1,389.68)
G381.00-Meters & Regulators	Retirement	2014	1941	(1,390.58)
G381.00-Meters & Regulators	Retirement	1973	1941	(11.00)
G381.00-Meters & Regulators	Retirement	1951	1935	(11.00)
G381.00-Meters & Regulators	Retirement	1996	1932	(11.00)
G381.00-Meters & Regulators	Transfer	1999	1999	486,216.36
G381.00-Meters & Regulators	Transfer	1996	1995	(10,094.00)
G381.00-Meters & Regulators	Transfer	1999	1998	(153,296.20)
G381.00-Meters & Regulators	Transfer	2014	1990	(9,456.45)
G381.00-Meters & Regulators	Transfer	2014	1991	(9,562.24)
G381.00-Meters & Regulators	Transfer	1996	1995	(98,555.00)
G381.00-Meters & Regulators	Transfer	1996	1995	(13,185.00)
G381.00-Meters & Regulators	Transfer	1996	1995	(7,357.00)
G381.00-Meters & Regulators	Transfer	1996	1995	(9,799.00)
G381.00-Meters & Regulators	Transfer	1996	1995	(13,236.00)
G381.00-Meters & Regulators	Transfer	1996	1995	(13,324.00)
G381.00-Meters & Regulators	Transfer	1996	1995	(9,844.00)
G381.00-Meters & Regulators	Transfer	1996	1995	(5,558.00)
G381.00-Meters & Regulators	Transfer	2014	1995	9,820.62
G381.00-Meters & Regulators	Transfer	2014	1992	9,198.07
G381.00-Meters & Regulators	Transfer	1997	1995	(25,909.00)
G381.00-Meters & Regulators	Transfer	2000	1999	32,082.26
G381.00-Meters & Regulators	Transfer	2000	2000	29,576.64
G381.01-Meters-Regs-Modules	Addition	2008	2008	132,860.84
G381.01-Meters-Regs-Modules	Addition	2017	2017	1,589,453.91

GRC Depr Study Transactional Data

hist acct	tran code	activity year	vintage	amount
G381.01-Meters-Regs-Modules	Addition	2016	2016	2,365,623.89
G381.01-Meters-Regs-Modules	Addition	2015	2015	2,840,015.62
G381.01-Meters-Regs-Modules	Addition	2018	2018	3,228,880.30
G381.01-Meters-Regs-Modules	Addition	2013	2013	4,100,667.49
G381.01-Meters-Regs-Modules	Addition	2019	2019	4,130,791.64
G381.01-Meters-Regs-Modules	Addition	2012	2012	4,227,537.08
G381.01-Meters-Regs-Modules	Addition	2014	2014	4,768,368.75
G381.01-Meters-Regs-Modules	Addition	2009	2009	8,823,377.25
G381.01-Meters-Regs-Modules	Addition	2020	2020	10,170,505.58
G381.01-Meters-Regs-Modules	Addition	2011	2011	14,794,482.32
G381.01-Meters-Regs-Modules	Addition	2010	2010	36,337,860.32
G381.01-Meters-Regs-Modules	Balance	2020	2011	14,726,358.02
G381.01-Meters-Regs-Modules	Balance	2020	2020	10,170,505.58
G381.01-Meters-Regs-Modules	Balance	2020	2009	7,232,921.39
G381.01-Meters-Regs-Modules	Balance	2020	2014	4,715,648.41
G381.01-Meters-Regs-Modules	Balance	2020	2012	4,204,242.30
G381.01-Meters-Regs-Modules	Balance	2020	2019	4,130,791.64
G381.01-Meters-Regs-Modules	Balance	2020	2013	3,926,850.60
G381.01-Meters-Regs-Modules	Balance	2020	2018	3,228,880.30
G381.01-Meters-Regs-Modules	Balance	2020	2015	2,840,015.62
G381.01-Meters-Regs-Modules	Balance	2020	2016	2,365,623.89
G381.01-Meters-Regs-Modules	Balance	2020	2008	126,854.39
G381.01-Meters-Regs-Modules	Balance	2020	2017	1,589,453.91
G381.01-Meters-Regs-Modules	Balance	2020	2010	32,745,497.34
G381.01-Meters-Regs-Modules	Retirement	2020	2011	(62.67)
G381.01-Meters-Regs-Modules	Retirement	2016	2012	(2,342.49)
G381.01-Meters-Regs-Modules	Retirement	2012	2010	(2,392.06)
G381.01-Meters-Regs-Modules	Retirement	2016	2011	(1,190.77)
G381.01-Meters-Regs-Modules	Retirement	2016	2013	(33,185.50)
G381.01-Meters-Regs-Modules	Retirement	2015	2011	(66,870.86)
G381.01-Meters-Regs-Modules	Retirement	2016	2014	(52,720.34)
G381.01-Meters-Regs-Modules	Retirement	2016	2009	(19,928.67)
G381.01-Meters-Regs-Modules	Retirement	2012	2009	(504.20)
G381.01-Meters-Regs-Modules	Retirement	2015	2009	(1,570,022.99)
G381.01-Meters-Regs-Modules	Retirement	2016	2010	(29,106.34)
G381.01-Meters-Regs-Modules	Retirement	2015	2010	(3,560,864.58)
G381.01-Meters-Regs-Modules	Retirement	2015	2013	(140,631.39)
G381.01-Meters-Regs-Modules	Retirement	2015	2012	(20,952.29)
G381.01-Meters-Regs-Modules	Retirement	2015	2008	(6,006.45)
G382.00-Meter & Reg Instllns	Addition	1919	1919	2,539.00
G382.00-Meter & Reg Instllns	Addition	1934	1934	5,439.73
G382.00-Meter & Reg Instllns	Addition	1917	1917	7,587.00

GRC Depr Study Transactional Data

hist acct	tran code	activity year	vintage	amount
G382.00-Meter & Reg Instllns	Addition	1918	1918	8,007.00
G382.00-Meter & Reg Instllns	Addition	1931	1931	8,411.24
G382.00-Meter & Reg Instllns	Addition	1932	1932	8,512.87
G382.00-Meter & Reg Instllns	Addition	1935	1935	11,182.04
G382.00-Meter & Reg Instllns	Addition	1920	1920	12,546.00
G382.00-Meter & Reg Instllns	Addition	1933	1933	12,803.20
G382.00-Meter & Reg Instllns	Addition	1928	1928	16,450.22
G382.00-Meter & Reg Instllns	Addition	1936	1936	17,516.22
G382.00-Meter & Reg Instllns	Addition	1922	1922	17,975.00
G382.00-Meter & Reg Instllns	Addition	1930	1930	18,610.83
G382.00-Meter & Reg Instllns	Addition	1929	1929	18,667.08
G382.00-Meter & Reg Instllns	Addition	1924	1924	20,187.00
G382.00-Meter & Reg Instllns	Addition	1945	1945	20,822.66
G382.00-Meter & Reg Instllns	Addition	1939	1939	22,031.87
G382.00-Meter & Reg Instllns	Addition	1927	1927	23,841.33
G382.00-Meter & Reg Instllns	Addition	1938	1938	24,887.82
G382.00-Meter & Reg Instllns	Addition	1937	1937	25,718.68
G382.00-Meter & Reg Instllns	Addition	1923	1923	25,940.00
G382.00-Meter & Reg Instllns	Addition	1940	1940	26,082.01
G382.00-Meter & Reg Instllns	Addition	1944	1944	26,473.72
G382.00-Meter & Reg Instllns	Addition	1921	1921	26,557.00
G382.00-Meter & Reg Instllns	Addition	1925	1925	31,449.00
G382.00-Meter & Reg Instllns	Addition	1926	1926	32,049.97
G382.00-Meter & Reg Instllns	Addition	1946	1946	32,999.41
G382.00-Meter & Reg Instllns	Addition	1942	1942	34,466.73
G382.00-Meter & Reg Instllns	Addition	1943	1943	36,944.67
G382.00-Meter & Reg Instllns	Addition	1941	1941	55,194.54
G382.00-Meter & Reg Instllns	Addition	1916	1916	57,780.00
G382.00-Meter & Reg Instllns	Addition	1947	1947	63,114.11
G382.00-Meter & Reg Instllns	Addition	1949	1949	83,932.46
G382.00-Meter & Reg Instllns	Addition	1948	1948	91,827.45
G382.00-Meter & Reg Instllns	Addition	1950	1950	118,792.23
G382.00-Meter & Reg Instllns	Addition	1951	1951	159,899.58
G382.00-Meter & Reg Instllns	Addition	1956	1956	181,326.92
G382.00-Meter & Reg Instllns	Addition	1952	1952	185,044.93
G382.00-Meter & Reg Instllns	Addition	1955	1955	188,712.13
G382.00-Meter & Reg Instllns	Addition	1954	1954	205,493.19
G382.00-Meter & Reg Instllns	Addition	1966	1966	205,864.32
G382.00-Meter & Reg Instllns	Addition	1965	1965	232,943.68
G382.00-Meter & Reg Instllns	Addition	1953	1953	234,877.43
G382.00-Meter & Reg Instllns	Addition	1962	1962	236,398.03
G382.00-Meter & Reg Instllns	Addition	1961	1961	238,302.75

GRC Depr Study Transactional Data

hist acct	tran code	activity year	vintage	amount
G382.00-Meter & Reg Instllns	Addition	1957	1957	240,969.61
G382.00-Meter & Reg Instllns	Addition	1963	1963	258,524.03
G382.00-Meter & Reg Instllns	Addition	1967	1967	261,516.57
G382.00-Meter & Reg Instllns	Addition	1964	1964	287,551.16
G382.00-Meter & Reg Instllns	Addition	1968	1968	301,436.00
G382.00-Meter & Reg Instllns	Addition	1958	1958	303,650.34
G382.00-Meter & Reg Instllns	Addition	1969	1969	314,212.22
G382.00-Meter & Reg Instllns	Addition	1970	1970	326,502.20
G382.00-Meter & Reg Instllns	Addition	1960	1960	364,297.86
G382.00-Meter & Reg Instllns	Addition	1959	1959	380,782.93
G382.00-Meter & Reg Instllns	Addition	1971	1971	430,310.40
G382.00-Meter & Reg Instllns	Addition	1975	1975	451,763.93
G382.00-Meter & Reg Instllns	Addition	1972	1972	461,776.05
G382.00-Meter & Reg Instllns	Addition	1974	1974	544,840.98
G382.00-Meter & Reg Instllns	Addition	1973	1973	595,892.24
G382.00-Meter & Reg Instllns	Addition	1976	1976	709,289.32
G382.00-Meter & Reg Instllns	Addition	1982	1982	804,846.60
G382.00-Meter & Reg Instllns	Addition	1978	1978	827,806.23
G382.00-Meter & Reg Instllns	Addition	1977	1977	852,550.06
G382.00-Meter & Reg Instllns	Addition	1981	1981	867,377.70
G382.00-Meter & Reg Instllns	Addition	1980	1980	912,194.74
G382.00-Meter & Reg Instllns	Addition	1979	1979	963,140.59
G382.00-Meter & Reg Instllns	Addition	1983	1983	1,102,198.87
G382.00-Meter & Reg Instllns	Addition	1999	1999	1,610,998.70
G382.00-Meter & Reg Instllns	Addition	1997	1997	1,732,172.04
G382.00-Meter & Reg Instllns	Addition	1984	1984	1,739,018.25
G382.00-Meter & Reg Instllns	Addition	2000	2000	1,770,887.95
G382.00-Meter & Reg Instllns	Addition	1996	1996	1,846,380.27
G382.00-Meter & Reg Instllns	Addition	1990	1990	1,927,900.87
G382.00-Meter & Reg Instllns	Addition	2001	2001	1,939,456.95
G382.00-Meter & Reg Instllns	Addition	1993	1993	1,985,367.91
G382.00-Meter & Reg Instllns	Addition	1994	1994	2,220,998.80
G382.00-Meter & Reg Instllns	Addition	2003	2003	2,227,898.60
G382.00-Meter & Reg Instllns	Addition	2002	2002	2,251,681.41
G382.00-Meter & Reg Instllns	Addition	1992	1992	2,338,429.23
G382.00-Meter & Reg Instllns	Addition	1998	1998	2,343,853.25
G382.00-Meter & Reg Instllns	Addition	1985	1985	2,375,641.91
G382.00-Meter & Reg Instllns	Addition	2011	2011	2,398,968.49
G382.00-Meter & Reg Instllns	Addition	1987	1987	2,413,529.33
G382.00-Meter & Reg Instllns	Addition	1988	1988	2,415,572.45
G382.00-Meter & Reg Instllns	Addition	1995	1995	2,420,947.75
G382.00-Meter & Reg Instllns	Addition	1991	1991	2,442,228.55

GRC Depr Study Transactional Data

hist acct	tran code	activity year	vintage	amount
G382.00-Meter & Reg Instllns	Addition	1989	1989	2,466,487.59
G382.00-Meter & Reg Instllns	Addition	2013	2013	2,467,304.40
G382.00-Meter & Reg Instllns	Addition	2010	2010	2,493,834.25
G382.00-Meter & Reg Instllns	Addition	1986	1986	2,494,569.65
G382.00-Meter & Reg Instllns	Addition	2005	2005	2,514,928.52
G382.00-Meter & Reg Instllns	Addition	2007	2007	2,567,828.79
G382.00-Meter & Reg Instllns	Addition	2006	2006	2,579,982.98
G382.00-Meter & Reg Instllns	Addition	2008	2008	2,604,726.34
G382.00-Meter & Reg Instllns	Addition	2004	2004	2,616,437.82
G382.00-Meter & Reg Instllns	Addition	2016	2016	2,936,483.27
G382.00-Meter & Reg Instllns	Addition	2014	2014	3,200,589.54
G382.00-Meter & Reg Instllns	Addition	2009	2009	3,286,229.63
G382.00-Meter & Reg Instllns	Addition	2015	2015	3,377,232.07
G382.00-Meter & Reg Instllns	Addition	2012	2012	3,504,934.81
G382.00-Meter & Reg Instllns	Addition	2018	2018	3,845,298.32
G382.00-Meter & Reg Instllns	Addition	2019	2019	5,639,487.97
G382.00-Meter & Reg Instllns	Addition	2020	2020	6,760,498.10
G382.00-Meter & Reg Instllns	Addition	2017	2017	8,232,239.21
G382.00-Meter & Reg Instllns	Balance	2020	2016	557,197.46
G382.00-Meter & Reg Instllns	Balance	2020	1982	430,339.03
G382.00-Meter & Reg Instllns	Balance	2020	2017	8,232,239.21
G382.00-Meter & Reg Instllns	Balance	2020	1987	379,732.27
G382.00-Meter & Reg Instllns	Balance	2020	2020	6,760,498.10
G382.00-Meter & Reg Instllns	Balance	2020	1979	344,013.17
G382.00-Meter & Reg Instllns	Balance	2020	2019	5,639,487.97
G382.00-Meter & Reg Instllns	Balance	2020	1985	7,567.26
G382.00-Meter & Reg Instllns	Balance	2020	2018	3,845,298.32
G382.00-Meter & Reg Instllns	Balance	2020	2015	3,265,607.16
G382.00-Meter & Reg Instllns	Balance	2020	2014	2,941,743.85
G382.00-Meter & Reg Instllns	Balance	2020	2012	2,752,929.48
G382.00-Meter & Reg Instllns	Balance	2020	2009	2,630,403.05
G382.00-Meter & Reg Instllns	Balance	2020	2005	2,218,071.54
G382.00-Meter & Reg Instllns	Balance	2020	2006	2,116,381.24
G382.00-Meter & Reg Instllns	Balance	2020	2004	2,108,179.53
G382.00-Meter & Reg Instllns	Balance	2020	1991	1,983,794.95
G382.00-Meter & Reg Instllns	Balance	2020	2010	1,981,919.45
G382.00-Meter & Reg Instllns	Balance	2020	2013	1,961,597.38
G382.00-Meter & Reg Instllns	Balance	2020	2011	1,894,394.25
G382.00-Meter & Reg Instllns	Balance	2020	2007	1,888,556.74
G382.00-Meter & Reg Instllns	Balance	2020	1995	1,842,749.21
G382.00-Meter & Reg Instllns	Balance	2020	1994	1,838,088.77
G382.00-Meter & Reg Instllns	Balance	2020	2002	1,809,532.08

GRC Depr Study Transactional Data

hist acct	tran code	activity year	vintage	amount
G382.00-Meter & Reg Instllns	Balance	2020	1989	1,803,578.90
G382.00-Meter & Reg Instllns	Balance	2020	1999	1,774,780.24
G382.00-Meter & Reg Instllns	Balance	2020	1998	1,761,653.86
G382.00-Meter & Reg Instllns	Balance	2020	1992	1,752,152.46
G382.00-Meter & Reg Instllns	Balance	2020	2001	1,732,916.64
G382.00-Meter & Reg Instllns	Balance	2020	2003	1,715,252.81
G382.00-Meter & Reg Instllns	Balance	2020	2008	1,668,068.31
G382.00-Meter & Reg Instllns	Balance	2020	1986	1,640,476.22
G382.00-Meter & Reg Instllns	Balance	2020	1959	80,790.53
G382.00-Meter & Reg Instllns	Balance	2020	1956	74,641.02
G382.00-Meter & Reg Instllns	Balance	2020	1955	73,829.32
G382.00-Meter & Reg Instllns	Balance	2020	1990	1,524,598.40
G382.00-Meter & Reg Instllns	Balance	2020	1993	1,518,742.34
G382.00-Meter & Reg Instllns	Balance	2020	1988	1,506,483.55
G382.00-Meter & Reg Instllns	Balance	2020	2000	1,472,236.87
G382.00-Meter & Reg Instllns	Balance	2020	1958	63,301.72
G382.00-Meter & Reg Instllns	Balance	2020	1954	59,026.68
G382.00-Meter & Reg Instllns	Balance	2020	1996	1,239,031.21
G382.00-Meter & Reg Instllns	Balance	2020	1957	54,655.56
G382.00-Meter & Reg Instllns	Balance	2020	1953	45,523.68
G382.00-Meter & Reg Instllns	Balance	2020	1997	968,221.52
G382.00-Meter & Reg Instllns	Balance	2020	1983	898,682.10
G382.00-Meter & Reg Instllns	Balance	2020	1978	31,345.29
G382.00-Meter & Reg Instllns	Balance	2020	1980	697,152.34
G382.00-Meter & Reg Instllns	Balance	2020	1981	604,369.73
G382.00-Meter & Reg Instllns	Balance	2020	1975	117.48
G382.00-Meter & Reg Instllns	Retirement	1995	1956	(1,396.00)
G382.00-Meter & Reg Instllns	Retirement	1961	1943	(1,396.00)
G382.00-Meter & Reg Instllns	Retirement	2011	1984	(1,397.56)
G382.00-Meter & Reg Instllns	Retirement	1976	1974	(1,577.00)
G382.00-Meter & Reg Instllns	Retirement	1990	1980	(1,578.00)
G382.00-Meter & Reg Instllns	Retirement	1992	1961	(1,578.00)
G382.00-Meter & Reg Instllns	Retirement	1984	1934	(25.00)
G382.00-Meter & Reg Instllns	Retirement	1983	1934	(25.00)
G382.00-Meter & Reg Instllns	Retirement	1979	1934	(25.00)
G382.00-Meter & Reg Instllns	Retirement	1980	1964	(1,582.00)
G382.00-Meter & Reg Instllns	Retirement	1991	1930	(25.00)
G382.00-Meter & Reg Instllns	Retirement	1978	1922	(25.00)
G382.00-Meter & Reg Instllns	Retirement	1988	1920	(25.00)
G382.00-Meter & Reg Instllns	Retirement	1977	1969	(1,585.00)
G382.00-Meter & Reg Instllns	Retirement	1970	1963	(1,586.00)
G382.00-Meter & Reg Instllns	Retirement	1974	1961	(1,586.00)

GRC Depr Study Transactional Data

hist acct	tran code	activity year	vintage	amount
G382.00-Meter & Reg Instllns	Retirement	2016	1958	(1,774.64)
G382.00-Meter & Reg Instllns	Retirement	1950	1939	(201.00)
G382.00-Meter & Reg Instllns	Retirement	2011	1947	(1,778.46)
G382.00-Meter & Reg Instllns	Retirement	2010	1940	(1,784.85)
G382.00-Meter & Reg Instllns	Retirement	2010	1984	(518,835.49)
G382.00-Meter & Reg Instllns	Retirement	1963	1934	(201.00)
G382.00-Meter & Reg Instllns	Retirement	1980	1972	(2,013.00)
G382.00-Meter & Reg Instllns	Retirement	2012	1948	(2,013.73)
G382.00-Meter & Reg Instllns	Retirement	1958	1925	(201.00)
G382.00-Meter & Reg Instllns	Retirement	1998	1992	(2,015.00)
G382.00-Meter & Reg Instllns	Retirement	1979	1927	(26.00)
G382.00-Meter & Reg Instllns	Retirement	1989	1964	(2,016.00)
G382.00-Meter & Reg Instllns	Retirement	1973	1920	(26.00)
G382.00-Meter & Reg Instllns	Retirement	2007	1940	(2,018.51)
G382.00-Meter & Reg Instllns	Retirement	2003	1929	(41.84)
G382.00-Meter & Reg Instllns	Retirement	2002	1929	(41.84)
G382.00-Meter & Reg Instllns	Retirement	2001	1929	(41.84)
G382.00-Meter & Reg Instllns	Retirement	1999	1958	(2,020.05)
G382.00-Meter & Reg Instllns	Retirement	1975	1970	(42.00)
G382.00-Meter & Reg Instllns	Retirement	1974	1936	(42.00)
G382.00-Meter & Reg Instllns	Retirement	1950	1936	(42.00)
G382.00-Meter & Reg Instllns	Retirement	1989	1933	(42.00)
G382.00-Meter & Reg Instllns	Retirement	1987	1933	(42.00)
G382.00-Meter & Reg Instllns	Retirement	1972	1932	(42.00)
G382.00-Meter & Reg Instllns	Retirement	1954	1931	(42.00)
G382.00-Meter & Reg Instllns	Retirement	1998	1930	(42.00)
G382.00-Meter & Reg Instllns	Retirement	1984	1928	(42.00)
G382.00-Meter & Reg Instllns	Retirement	1962	1920	(42.00)
G382.00-Meter & Reg Instllns	Retirement	1951	1920	(42.00)
G382.00-Meter & Reg Instllns	Retirement	1948	1920	(42.00)
G382.00-Meter & Reg Instllns	Retirement	2005	1941	(2,261.01)
G382.00-Meter & Reg Instllns	Retirement	2012	1958	(2,265.51)
G382.00-Meter & Reg Instllns	Retirement	2004	1941	(2,270.98)
G382.00-Meter & Reg Instllns	Retirement	1960	1954	(2,271.00)
G382.00-Meter & Reg Instllns	Retirement	2001	1994	(2,538.82)
G382.00-Meter & Reg Instllns	Retirement	2000	1950	(2,542.48)
G382.00-Meter & Reg Instllns	Retirement	1997	1983	(2,548.00)
G382.00-Meter & Reg Instllns	Retirement	1966	1964	(1,097.00)
G382.00-Meter & Reg Instllns	Retirement	1996	1947	(62.00)
G382.00-Meter & Reg Instllns	Retirement	1983	1947	(62.00)
G382.00-Meter & Reg Instllns	Retirement	1980	1937	(62.00)
G382.00-Meter & Reg Instllns	Retirement	1978	1937	(62.00)

GRC Depr Study Transactional Data

hist acct	tran code	activity year	vintage	amount
G382.00-Meter & Reg Instllns	Retirement	1997	1935	(62.00)
G382.00-Meter & Reg Instllns	Retirement	1985	1935	(62.00)
G382.00-Meter & Reg Instllns	Retirement	1998	1950	(1,099.00)
G382.00-Meter & Reg Instllns	Retirement	1973	1935	(62.00)
G382.00-Meter & Reg Instllns	Retirement	1995	1929	(62.00)
G382.00-Meter & Reg Instllns	Retirement	1965	1922	(62.00)
G382.00-Meter & Reg Instllns	Retirement	1985	1971	(1,243.00)
G382.00-Meter & Reg Instllns	Retirement	1987	1929	(84.00)
G382.00-Meter & Reg Instllns	Retirement	2006	1933	(878.52)
G382.00-Meter & Reg Instllns	Retirement	1969	1951	(879.00)
G382.00-Meter & Reg Instllns	Retirement	1971	1959	(1,400.00)
G382.00-Meter & Reg Instllns	Retirement	1964	1960	(1,404.00)
G382.00-Meter & Reg Instllns	Retirement	1986	1961	(1,408.00)
G382.00-Meter & Reg Instllns	Retirement	1978	1960	(1,408.00)
G382.00-Meter & Reg Instllns	Retirement	1997	1992	(1,411.00)
G382.00-Meter & Reg Instllns	Retirement	2003	1930	(84.84)
G382.00-Meter & Reg Instllns	Retirement	1975	1965	(1,411.00)
G382.00-Meter & Reg Instllns	Retirement	1988	1941	(85.00)
G382.00-Meter & Reg Instllns	Retirement	1957	1933	(85.00)
G382.00-Meter & Reg Instllns	Retirement	1968	1932	(85.00)
G382.00-Meter & Reg Instllns	Retirement	1955	1928	(85.00)
G382.00-Meter & Reg Instllns	Retirement	1984	1925	(85.00)
G382.00-Meter & Reg Instllns	Retirement	2016	1953	(1,587.87)
G382.00-Meter & Reg Instllns	Retirement	1973	1963	(1,588.00)
G382.00-Meter & Reg Instllns	Retirement	1965	1964	(1,596.00)
G382.00-Meter & Reg Instllns	Retirement	1999	1933	(109.04)
G382.00-Meter & Reg Instllns	Retirement	2001	1933	(109.07)
G382.00-Meter & Reg Instllns	Retirement	1985	1970	(881.00)
G382.00-Meter & Reg Instllns	Retirement	1953	1949	(110.00)
G382.00-Meter & Reg Instllns	Retirement	1998	1945	(110.00)
G382.00-Meter & Reg Instllns	Retirement	1963	1940	(110.00)
G382.00-Meter & Reg Instllns	Retirement	1974	1968	(1,790.00)
G382.00-Meter & Reg Instllns	Retirement	1972	1938	(110.00)
G382.00-Meter & Reg Instllns	Retirement	1998	1949	(881.00)
G382.00-Meter & Reg Instllns	Retirement	1965	1935	(110.00)
G382.00-Meter & Reg Instllns	Retirement	1965	1932	(110.00)
G382.00-Meter & Reg Instllns	Retirement	1974	1929	(110.00)
G382.00-Meter & Reg Instllns	Retirement	1989	1925	(110.00)
G382.00-Meter & Reg Instllns	Retirement	1997	1996	(1,796.00)
G382.00-Meter & Reg Instllns	Retirement	2007	1997	(180,479.84)
G382.00-Meter & Reg Instllns	Retirement	2005	2003	(1,798.83)
G382.00-Meter & Reg Instllns	Retirement	1986	1985	(2,024.00)

GRC Depr Study Transactional Data

hist acct	tran code	activity year	vintage	amount
G382.00-Meter & Reg Instllns	Retirement	1999	1930	(110.29)
G382.00-Meter & Reg Instllns	Retirement	1997	1985	(2,026.00)
G382.00-Meter & Reg Instllns	Retirement	1973	1939	(111.00)
G382.00-Meter & Reg Instllns	Retirement	1954	1928	(111.00)
G382.00-Meter & Reg Instllns	Retirement	1964	1922	(111.00)
G382.00-Meter & Reg Instllns	Retirement	1955	1922	(111.00)
G382.00-Meter & Reg Instllns	Retirement	1992	1981	(139.00)
G382.00-Meter & Reg Instllns	Retirement	1991	1981	(139.00)
G382.00-Meter & Reg Instllns	Retirement	1991	1951	(139.00)
G382.00-Meter & Reg Instllns	Retirement	1973	1937	(139.00)
G382.00-Meter & Reg Instllns	Retirement	2016	1954	(2,035.99)
G382.00-Meter & Reg Instllns	Retirement	1962	1924	(139.00)
G382.00-Meter & Reg Instllns	Retirement	1989	1923	(139.00)
G382.00-Meter & Reg Instllns	Retirement	1994	1919	(2,282.00)
G382.00-Meter & Reg Instllns	Retirement	2001	1954	(2,282.24)
G382.00-Meter & Reg Instllns	Retirement	1998	1998	(140.00)
G382.00-Meter & Reg Instllns	Retirement	1980	1947	(140.00)
G382.00-Meter & Reg Instllns	Retirement	1950	1925	(140.00)
G382.00-Meter & Reg Instllns	Retirement	1968	1924	(140.00)
G382.00-Meter & Reg Instllns	Retirement	2003	1955	(2,556.69)
G382.00-Meter & Reg Instllns	Retirement	1991	1965	(2,562.00)
G382.00-Meter & Reg Instllns	Retirement	2011	1934	(2,567.51)
G382.00-Meter & Reg Instllns	Retirement	1955	1925	(173.00)
G382.00-Meter & Reg Instllns	Retirement	1980	1961	(1,103.00)
G382.00-Meter & Reg Instllns	Retirement	1983	1966	(1,105.00)
G382.00-Meter & Reg Instllns	Retirement	2009	1943	(1,106.80)
G382.00-Meter & Reg Instllns	Retirement	1962	1947	(174.00)
G382.00-Meter & Reg Instllns	Retirement	1969	1946	(174.00)
G382.00-Meter & Reg Instllns	Retirement	1974	1945	(174.00)
G382.00-Meter & Reg Instllns	Retirement	1965	1939	(174.00)
G382.00-Meter & Reg Instllns	Retirement	1971	1937	(174.00)
G382.00-Meter & Reg Instllns	Retirement	1962	1957	(1,109.00)
G382.00-Meter & Reg Instllns	Retirement	1950	1924	(174.00)
G382.00-Meter & Reg Instllns	Retirement	1956	1923	(174.00)
G382.00-Meter & Reg Instllns	Retirement	1985	1978	(1,110.00)
G382.00-Meter & Reg Instllns	Retirement	1968	1954	(1,251.00)
G382.00-Meter & Reg Instllns	Retirement	2000	1956	(1,251.30)
G382.00-Meter & Reg Instllns	Retirement	2005	1980	(1,253.80)
G382.00-Meter & Reg Instllns	Retirement	1985	1963	(1,255.00)
G382.00-Meter & Reg Instllns	Retirement	1968	1953	(1,255.00)
G382.00-Meter & Reg Instllns	Retirement	1996	1987	(1,256.00)
G382.00-Meter & Reg Instllns	Retirement	1965	1959	(1,257.00)

GRC Depr Study Transactional Data

hist acct	tran code	activity year	vintage	amount
G382.00-Meter & Reg Instllns	Retirement	1974	1964	(818.00)
G382.00-Meter & Reg Instllns	Retirement	1981	1959	(818.00)
G382.00-Meter & Reg Instllns	Retirement	1964	1937	(213.00)
G382.00-Meter & Reg Instllns	Retirement	1971	1970	(1,415.00)
G382.00-Meter & Reg Instllns	Retirement	1971	1958	(1,415.00)
G382.00-Meter & Reg Instllns	Retirement	2016	2011	(1,416.40)
G382.00-Meter & Reg Instllns	Retirement	2003	1931	(11.84)
G382.00-Meter & Reg Instllns	Retirement	1975	1944	(12.00)
G382.00-Meter & Reg Instllns	Retirement	1977	1936	(12.00)
G382.00-Meter & Reg Instllns	Retirement	1988	1935	(12.00)
G382.00-Meter & Reg Instllns	Retirement	1983	1935	(12.00)
G382.00-Meter & Reg Instllns	Retirement	1994	1933	(12.00)
G382.00-Meter & Reg Instllns	Retirement	1986	1933	(12.00)
G382.00-Meter & Reg Instllns	Retirement	1982	1933	(12.00)
G382.00-Meter & Reg Instllns	Retirement	2008	1940	(1,421.41)
G382.00-Meter & Reg Instllns	Retirement	1995	1932	(12.00)
G382.00-Meter & Reg Instllns	Retirement	1988	1932	(12.00)
G382.00-Meter & Reg Instllns	Retirement	1987	1932	(12.00)
G382.00-Meter & Reg Instllns	Retirement	1982	1932	(12.00)
G382.00-Meter & Reg Instllns	Retirement	1977	1932	(12.00)
G382.00-Meter & Reg Instllns	Retirement	2013	1983	(1,423.49)
G382.00-Meter & Reg Instllns	Retirement	1982	1931	(12.00)
G382.00-Meter & Reg Instllns	Retirement	1990	1923	(12.00)
G382.00-Meter & Reg Instllns	Retirement	1985	1923	(12.00)
G382.00-Meter & Reg Instllns	Retirement	1983	1923	(12.00)
G382.00-Meter & Reg Instllns	Retirement	1981	1923	(12.00)
G382.00-Meter & Reg Instllns	Retirement	1979	1923	(12.00)
G382.00-Meter & Reg Instllns	Retirement	1976	1923	(12.00)
G382.00-Meter & Reg Instllns	Retirement	1980	1922	(12.00)
G382.00-Meter & Reg Instllns	Retirement	1964	1918	(12.00)
G382.00-Meter & Reg Instllns	Retirement	1955	1918	(12.00)
G382.00-Meter & Reg Instllns	Retirement	1987	1978	(1,604.00)
G382.00-Meter & Reg Instllns	Retirement	1956	1919	(26.00)
G382.00-Meter & Reg Instllns	Retirement	1979	1976	(1,608.00)
G382.00-Meter & Reg Instllns	Retirement	1978	1965	(819.00)
G382.00-Meter & Reg Instllns	Retirement	1998	1926	(819.00)
G382.00-Meter & Reg Instllns	Retirement	1985	1960	(1,610.00)
G382.00-Meter & Reg Instllns	Retirement	1979	1973	(1,611.00)
G382.00-Meter & Reg Instllns	Retirement	1971	1957	(1,611.00)
G382.00-Meter & Reg Instllns	Retirement	2001	1961	(1,800.84)
G382.00-Meter & Reg Instllns	Retirement	1983	1960	(1,801.00)
G382.00-Meter & Reg Instllns	Retirement	2000	1993	(1,804.53)

SDG&E
2024 GRC - APP
Depreciation

GRC Depr Study Transactional Data

hist acct	tran code	activity year	vintage	amount
G382.00-Meter & Reg Instllns	Retirement	1984	1979	(1,807.00)
G382.00-Meter & Reg Instllns	Retirement	2009	1936	(1,807.02)
G382.00-Meter & Reg Instllns	Retirement	1984	1976	(1,808.00)
G382.00-Meter & Reg Instllns	Retirement	1988	1964	(1,809.00)
G382.00-Meter & Reg Instllns	Retirement	2017	1958	(1,812.42)
G382.00-Meter & Reg Instllns	Retirement	2002	1950	(2,036.15)
G382.00-Meter & Reg Instllns	Retirement	2003	1927	(26.76)
G382.00-Meter & Reg Instllns	Retirement	2001	1927	(26.76)
G382.00-Meter & Reg Instllns	Retirement	1999	1927	(26.76)
G382.00-Meter & Reg Instllns	Retirement	1988	1987	(2,039.00)
G382.00-Meter & Reg Instllns	Retirement	1988	1936	(27.00)
G382.00-Meter & Reg Instllns	Retirement	1990	1934	(27.00)
G382.00-Meter & Reg Instllns	Retirement	1980	1929	(27.00)
G382.00-Meter & Reg Instllns	Retirement	1982	1926	(27.00)
G382.00-Meter & Reg Instllns	Retirement	2006	1928	(42.48)
G382.00-Meter & Reg Instllns	Retirement	1975	1956	(43.00)
G382.00-Meter & Reg Instllns	Retirement	1972	1933	(43.00)
G382.00-Meter & Reg Instllns	Retirement	1976	1926	(43.00)
G382.00-Meter & Reg Instllns	Retirement	1963	1922	(43.00)
G382.00-Meter & Reg Instllns	Retirement	1948	1921	(43.00)
G382.00-Meter & Reg Instllns	Retirement	1996	1974	(2,301.00)
G382.00-Meter & Reg Instllns	Retirement	1967	1962	(2,302.00)
G382.00-Meter & Reg Instllns	Retirement	1968	1963	(2,305.00)
G382.00-Meter & Reg Instllns	Retirement	1993	1962	(2,575.00)
G382.00-Meter & Reg Instllns	Retirement	1993	1963	(2,577.00)
G382.00-Meter & Reg Instllns	Retirement	1948	1944	(44.00)
G382.00-Meter & Reg Instllns	Retirement	1954	1940	(44.00)
G382.00-Meter & Reg Instllns	Retirement	1951	1940	(44.00)
G382.00-Meter & Reg Instllns	Retirement	1974	1938	(44.00)
G382.00-Meter & Reg Instllns	Retirement	1957	1934	(44.00)
G382.00-Meter & Reg Instllns	Retirement	1989	1922	(44.00)
G382.00-Meter & Reg Instllns	Retirement	2017	2015	(2,582.76)
G382.00-Meter & Reg Instllns	Retirement	2015	2014	(2,584.81)
G382.00-Meter & Reg Instllns	Retirement	2018	2014	(2,584.82)
G382.00-Meter & Reg Instllns	Retirement	1970	1962	(2,587.00)
G382.00-Meter & Reg Instllns	Retirement	2016	1956	(2,589.90)
G382.00-Meter & Reg Instllns	Retirement	1997	1958	(887.00)
G382.00-Meter & Reg Instllns	Retirement	1982	1973	(1,113.00)
G382.00-Meter & Reg Instllns	Retirement	1977	1965	(1,113.00)
G382.00-Meter & Reg Instllns	Retirement	1988	1945	(63.00)
G382.00-Meter & Reg Instllns	Retirement	1951	1944	(63.00)
G382.00-Meter & Reg Instllns	Retirement	1994	1943	(63.00)

GRC Depr Study Transactional Data

hist acct	tran code	activity year	vintage	amount
G382.00-Meter & Reg Instllns	Retirement	1977	1937	(63.00)
G382.00-Meter & Reg Instllns	Retirement	1958	1935	(63.00)
G382.00-Meter & Reg Instllns	Retirement	1970	1930	(63.00)
G382.00-Meter & Reg Instllns	Retirement	1990	1929	(63.00)
G382.00-Meter & Reg Instllns	Retirement	1983	1967	(1,114.00)
G382.00-Meter & Reg Instllns	Retirement	1969	1921	(63.00)
G382.00-Meter & Reg Instllns	Retirement	2008	1944	(1,114.81)
G382.00-Meter & Reg Instllns	Retirement	1964	1948	(1,115.00)
G382.00-Meter & Reg Instllns	Retirement	1978	1967	(1,118.00)
G382.00-Meter & Reg Instllns	Retirement	1964	1952	(888.00)
G382.00-Meter & Reg Instllns	Retirement	1956	1948	(1,119.00)
G382.00-Meter & Reg Instllns	Retirement	1965	1962	(1,262.00)
G382.00-Meter & Reg Instllns	Retirement	2017	1959	(1,263.87)
G382.00-Meter & Reg Instllns	Retirement	2018	1954	(1,264.30)
G382.00-Meter & Reg Instllns	Retirement	1998	1960	(932.00)
G382.00-Meter & Reg Instllns	Retirement	1977	1967	(889.00)
G382.00-Meter & Reg Instllns	Retirement	1985	1967	(1,269.00)
G382.00-Meter & Reg Instllns	Retirement	1977	1963	(1,270.00)
G382.00-Meter & Reg Instllns	Retirement	1991	1950	(86.00)
G382.00-Meter & Reg Instllns	Retirement	1961	1958	(889.00)
G382.00-Meter & Reg Instllns	Retirement	1968	1942	(86.00)
G382.00-Meter & Reg Instllns	Retirement	2004	2001	(1,270.38)
G382.00-Meter & Reg Instllns	Retirement	1994	1935	(86.00)
G382.00-Meter & Reg Instllns	Retirement	2018	1957	(1,425.19)
G382.00-Meter & Reg Instllns	Retirement	1975	1930	(86.00)
G382.00-Meter & Reg Instllns	Retirement	1966	1921	(86.00)
G382.00-Meter & Reg Instllns	Retirement	1960	1921	(86.00)
G382.00-Meter & Reg Instllns	Retirement	1955	1921	(86.00)
G382.00-Meter & Reg Instllns	Retirement	1978	1977	(1,429.00)
G382.00-Meter & Reg Instllns	Retirement	2002	1961	(1,429.53)
G382.00-Meter & Reg Instllns	Retirement	2009	1947	(1,431.65)
G382.00-Meter & Reg Instllns	Retirement	2002	1948	(1,435.55)
G382.00-Meter & Reg Instllns	Retirement	2000	1949	(1,614.24)
G382.00-Meter & Reg Instllns	Retirement	1991	1987	(1,615.00)
G382.00-Meter & Reg Instllns	Retirement	1986	1981	(1,615.00)
G382.00-Meter & Reg Instllns	Retirement	2001	1948	(1,615.00)
G382.00-Meter & Reg Instllns	Retirement	1989	1935	(87.00)
G382.00-Meter & Reg Instllns	Retirement	2017	1953	(1,616.24)
G382.00-Meter & Reg Instllns	Retirement	2011	1943	(831.53)
G382.00-Meter & Reg Instllns	Retirement	2009	1984	(554,215.98)
G382.00-Meter & Reg Instllns	Retirement	1987	1969	(1,620.00)
G382.00-Meter & Reg Instllns	Retirement	1990	1977	(832.00)

GRC Depr Study Transactional Data

hist acct	tran code	activity year	vintage	amount
G382.00-Meter & Reg Instllns	Retirement	1988	1977	(832.00)
G382.00-Meter & Reg Instllns	Retirement	2007	2001	(1,623.25)
G382.00-Meter & Reg Instllns	Retirement	1984	1977	(1,624.00)
G382.00-Meter & Reg Instllns	Retirement	1962	1960	(1,624.00)
G382.00-Meter & Reg Instllns	Retirement	1987	1977	(832.00)
G382.00-Meter & Reg Instllns	Retirement	1966	1962	(832.00)
G382.00-Meter & Reg Instllns	Retirement	2006	2000	(1,813.66)
G382.00-Meter & Reg Instllns	Retirement	2012	1956	(2,226.15)
G382.00-Meter & Reg Instllns	Retirement	1999	1996	(1,814.54)
G382.00-Meter & Reg Instllns	Retirement	1984	1946	(112.00)
G382.00-Meter & Reg Instllns	Retirement	1971	1945	(112.00)
G382.00-Meter & Reg Instllns	Retirement	1957	1945	(112.00)
G382.00-Meter & Reg Instllns	Retirement	1968	1930	(112.00)
G382.00-Meter & Reg Instllns	Retirement	1961	1927	(112.00)
G382.00-Meter & Reg Instllns	Retirement	1970	1924	(112.00)
G382.00-Meter & Reg Instllns	Retirement	1964	1924	(112.00)
G382.00-Meter & Reg Instllns	Retirement	1970	1967	(1,821.00)
G382.00-Meter & Reg Instllns	Retirement	1999	1956	(2,051.53)
G382.00-Meter & Reg Instllns	Retirement	2009	2003	(2,055.80)
G382.00-Meter & Reg Instllns	Retirement	1991	1953	(141.00)
G382.00-Meter & Reg Instllns	Retirement	1968	1968	(2,060.00)
G382.00-Meter & Reg Instllns	Retirement	1978	1947	(141.00)
G382.00-Meter & Reg Instllns	Retirement	1974	1937	(141.00)
G382.00-Meter & Reg Instllns	Retirement	1964	1926	(141.00)
G382.00-Meter & Reg Instllns	Retirement	1965	1924	(956.00)
G382.00-Meter & Reg Instllns	Retirement	1956	1925	(141.00)
G382.00-Meter & Reg Instllns	Retirement	2017	1957	(2,062.19)
G382.00-Meter & Reg Instllns	Retirement	1989	1969	(2,318.00)
G382.00-Meter & Reg Instllns	Retirement	1997	1993	(2,319.00)
G382.00-Meter & Reg Instllns	Retirement	1997	1981	(834.00)
G382.00-Meter & Reg Instllns	Retirement	1996	1955	(142.00)
G382.00-Meter & Reg Instllns	Retirement	1967	1929	(142.00)
G382.00-Meter & Reg Instllns	Retirement	2015	1991	(18,931.53)
G382.00-Meter & Reg Instllns	Retirement	1998	1990	(214.00)
G382.00-Meter & Reg Instllns	Retirement	1994	1937	(175.00)
G382.00-Meter & Reg Instllns	Retirement	1965	1934	(175.00)
G382.00-Meter & Reg Instllns	Retirement	2002	1958	(2,605.31)
G382.00-Meter & Reg Instllns	Retirement	1953	1928	(175.00)
G382.00-Meter & Reg Instllns	Retirement	1965	1923	(175.00)
G382.00-Meter & Reg Instllns	Retirement	1986	1958	(2,607.00)
G382.00-Meter & Reg Instllns	Retirement	1981	1978	(2,608.00)
G382.00-Meter & Reg Instllns	Retirement	2020	1954	(2,610.72)

GRC Depr Study Transactional Data

hist acct	tran code	activity year	vintage	amount
G382.00-Meter & Reg Instllns	Retirement	2009	1930	(1,119.77)
G382.00-Meter & Reg Instllns	Retirement	1959	1959	(214.00)
G382.00-Meter & Reg Instllns	Retirement	2005	1933	(175.69)
G382.00-Meter & Reg Instllns	Retirement	1977	1948	(176.00)
G382.00-Meter & Reg Instllns	Retirement	1989	1942	(176.00)
G382.00-Meter & Reg Instllns	Retirement	1964	1940	(176.00)
G382.00-Meter & Reg Instllns	Retirement	1982	1963	(1,125.00)
G382.00-Meter & Reg Instllns	Retirement	1995	1951	(1,125.00)
G382.00-Meter & Reg Instllns	Retirement	2002	2000	(1,125.72)
G382.00-Meter & Reg Instllns	Retirement	1992	1992	(835.00)
G382.00-Meter & Reg Instllns	Retirement	1991	1961	(835.00)
G382.00-Meter & Reg Instllns	Retirement	1978	1969	(1,272.00)
G382.00-Meter & Reg Instllns	Retirement	1991	1963	(1,273.00)
G382.00-Meter & Reg Instllns	Retirement	1994	1983	(1,274.00)
G382.00-Meter & Reg Instllns	Retirement	2017	1983	(1,274.29)
G382.00-Meter & Reg Instllns	Retirement	2007	1983	(1,274.29)
G382.00-Meter & Reg Instllns	Retirement	2005	1983	(1,274.29)
G382.00-Meter & Reg Instllns	Retirement	2014	2001	(19,060.92)
G382.00-Meter & Reg Instllns	Retirement	2000	1955	(1,278.35)
G382.00-Meter & Reg Instllns	Retirement	1984	1969	(890.00)
G382.00-Meter & Reg Instllns	Retirement	2009	1938	(1,439.35)
G382.00-Meter & Reg Instllns	Retirement	1971	1965	(1,440.00)
G382.00-Meter & Reg Instllns	Retirement	2000	1972	(22,224.30)
G382.00-Meter & Reg Instllns	Retirement	1967	1959	(1,445.00)
G382.00-Meter & Reg Instllns	Retirement	1985	1976	(1,627.00)
G382.00-Meter & Reg Instllns	Retirement	1955	1919	(27.00)
G382.00-Meter & Reg Instllns	Retirement	1990	1916	(27.00)
G382.00-Meter & Reg Instllns	Retirement	1973	1965	(891.00)
G382.00-Meter & Reg Instllns	Retirement	1964	1951	(891.00)
G382.00-Meter & Reg Instllns	Retirement	2014	1982	(22,298.02)
G382.00-Meter & Reg Instllns	Retirement	1989	1948	(957.00)
G382.00-Meter & Reg Instllns	Retirement	2000	1961	(1,633.74)
G382.00-Meter & Reg Instllns	Retirement	1997	1962	(1,634.00)
G382.00-Meter & Reg Instllns	Retirement	1990	1961	(1,634.00)
G382.00-Meter & Reg Instllns	Retirement	1985	1979	(1,635.00)
G382.00-Meter & Reg Instllns	Retirement	2017	1954	(1,822.55)
G382.00-Meter & Reg Instllns	Retirement	2008	1927	(1,826.91)
G382.00-Meter & Reg Instllns	Retirement	2007	2006	(1,827.66)
G382.00-Meter & Reg Instllns	Retirement	2017	2006	(1,827.68)
G382.00-Meter & Reg Instllns	Retirement	1988	1974	(1,828.00)
G382.00-Meter & Reg Instllns	Retirement	2005	1942	(1,832.10)
G382.00-Meter & Reg Instllns	Retirement	2005	2001	(1,835.00)

GRC Depr Study Transactional Data

hist acct	tran code	activity year	vintage	amount
G382.00-Meter & Reg Instllns	Retirement	2000	1929	(27.88)
G382.00-Meter & Reg Instllns	Retirement	1991	1943	(28.00)
G382.00-Meter & Reg Instllns	Retirement	1971	1943	(28.00)
G382.00-Meter & Reg Instllns	Retirement	1948	1943	(28.00)
G382.00-Meter & Reg Instllns	Retirement	1983	1940	(28.00)
G382.00-Meter & Reg Instllns	Retirement	1982	1940	(28.00)
G382.00-Meter & Reg Instllns	Retirement	1986	1929	(28.00)
G382.00-Meter & Reg Instllns	Retirement	1988	1928	(28.00)
G382.00-Meter & Reg Instllns	Retirement	1976	1928	(28.00)
G382.00-Meter & Reg Instllns	Retirement	1969	1922	(44.00)
G382.00-Meter & Reg Instllns	Retirement	1965	1963	(2,076.00)
G382.00-Meter & Reg Instllns	Retirement	2000	1976	(22,464.84)
G382.00-Meter & Reg Instllns	Retirement	2004	1938	(892.85)
G382.00-Meter & Reg Instllns	Retirement	1968	1958	(2,328.00)
G382.00-Meter & Reg Instllns	Retirement	1969	1965	(2,329.00)
G382.00-Meter & Reg Instllns	Retirement	2003	1954	(2,331.53)
G382.00-Meter & Reg Instllns	Retirement	1990	1987	(2,334.00)
G382.00-Meter & Reg Instllns	Retirement	1983	1979	(894.00)
G382.00-Meter & Reg Instllns	Retirement	2012	1987	(734,083.79)
G382.00-Meter & Reg Instllns	Retirement	1982	1946	(45.00)
G382.00-Meter & Reg Instllns	Retirement	1977	1946	(45.00)
G382.00-Meter & Reg Instllns	Retirement	1982	1945	(45.00)
G382.00-Meter & Reg Instllns	Retirement	1996	1943	(45.00)
G382.00-Meter & Reg Instllns	Retirement	1985	1943	(45.00)
G382.00-Meter & Reg Instllns	Retirement	1969	1943	(45.00)
G382.00-Meter & Reg Instllns	Retirement	2011	1945	(1,004.01)
G382.00-Meter & Reg Instllns	Retirement	1981	1942	(45.00)
G382.00-Meter & Reg Instllns	Retirement	1959	1942	(45.00)
G382.00-Meter & Reg Instllns	Retirement	1954	1942	(45.00)
G382.00-Meter & Reg Instllns	Retirement	1950	1941	(45.00)
G382.00-Meter & Reg Instllns	Retirement	1949	1941	(45.00)
G382.00-Meter & Reg Instllns	Retirement	1991	1940	(45.00)
G382.00-Meter & Reg Instllns	Retirement	1980	1940	(45.00)
G382.00-Meter & Reg Instllns	Retirement	1967	1928	(45.00)
G382.00-Meter & Reg Instllns	Retirement	2018	1984	(26,553.67)
G382.00-Meter & Reg Instllns	Retirement	1955	1939	(64.00)
G382.00-Meter & Reg Instllns	Retirement	1963	1928	(64.00)
G382.00-Meter & Reg Instllns	Retirement	1961	1928	(64.00)
G382.00-Meter & Reg Instllns	Retirement	1999	1986	(2,628.30)
G382.00-Meter & Reg Instllns	Retirement	2001	1993	(2,631.76)
G382.00-Meter & Reg Instllns	Retirement	1991	1967	(26,599.00)
G382.00-Meter & Reg Instllns	Retirement	1973	1962	(1,129.00)

GRC Depr Study Transactional Data

hist acct	tran code	activity year	vintage	amount
G382.00-Meter & Reg Instllns	Retirement	1999	1969	(1,129.22)
G382.00-Meter & Reg Instllns	Retirement	2008	1946	(1,129.99)
G382.00-Meter & Reg Instllns	Retirement	2017	2002	(938.19)
G382.00-Meter & Reg Instllns	Retirement	1969	1961	(1,132.00)
G382.00-Meter & Reg Instllns	Retirement	1964	1957	(1,132.00)
G382.00-Meter & Reg Instllns	Retirement	1986	1959	(842.00)
G382.00-Meter & Reg Instllns	Retirement	1971	1956	(1,133.00)
G382.00-Meter & Reg Instllns	Retirement	1986	1938	(65.00)
G382.00-Meter & Reg Instllns	Retirement	1949	1938	(65.00)
G382.00-Meter & Reg Instllns	Retirement	1956	1936	(65.00)
G382.00-Meter & Reg Instllns	Retirement	1958	1931	(65.00)
G382.00-Meter & Reg Instllns	Retirement	1950	1931	(65.00)
G382.00-Meter & Reg Instllns	Retirement	1952	1921	(65.00)
G382.00-Meter & Reg Instllns	Retirement	2010	1982	(26,687.29)
G382.00-Meter & Reg Instllns	Retirement	1983	1964	(1,136.00)
G382.00-Meter & Reg Instllns	Retirement	1988	1972	(1,282.00)
G382.00-Meter & Reg Instllns	Retirement	1972	1935	(87.00)
G382.00-Meter & Reg Instllns	Retirement	1956	1935	(87.00)
G382.00-Meter & Reg Instllns	Retirement	1967	1922	(87.00)
G382.00-Meter & Reg Instllns	Retirement	2010	1943	(957.69)
G382.00-Meter & Reg Instllns	Retirement	2018	1958	(1,283.81)
G382.00-Meter & Reg Instllns	Retirement	1962	1959	(1,285.00)
G382.00-Meter & Reg Instllns	Retirement	2007	1972	(31,588.17)
G382.00-Meter & Reg Instllns	Retirement	2004	1979	(31,641.61)
G382.00-Meter & Reg Instllns	Retirement	2003	1998	(1,288.65)
G382.00-Meter & Reg Instllns	Retirement	1999	1998	(1,288.65)
G382.00-Meter & Reg Instllns	Retirement	1997	1964	(1,450.00)
G382.00-Meter & Reg Instllns	Retirement	1979	1944	(88.00)
G382.00-Meter & Reg Instllns	Retirement	1956	1940	(88.00)
G382.00-Meter & Reg Instllns	Retirement	1947	1940	(88.00)
G382.00-Meter & Reg Instllns	Retirement	1994	1939	(88.00)
G382.00-Meter & Reg Instllns	Retirement	1989	1955	(1,452.00)
G382.00-Meter & Reg Instllns	Retirement	1977	1938	(88.00)
G382.00-Meter & Reg Instllns	Retirement	1994	1936	(88.00)
G382.00-Meter & Reg Instllns	Retirement	1949	1930	(88.00)
G382.00-Meter & Reg Instllns	Retirement	1999	1949	(1,454.94)
G382.00-Meter & Reg Instllns	Retirement	1976	1970	(958.00)
G382.00-Meter & Reg Instllns	Retirement	2003	1940	(843.76)
G382.00-Meter & Reg Instllns	Retirement	1981	1968	(844.00)
G382.00-Meter & Reg Instllns	Retirement	2006	1940	(1,635.58)
G382.00-Meter & Reg Instllns	Retirement	1971	1949	(844.00)
G382.00-Meter & Reg Instllns	Retirement	2004	1997	(1,636.15)

GRC Depr Study Transactional Data

hist acct	tran code	activity year	vintage	amount
G382.00-Meter & Reg Instllns	Retirement	1980	1945	(89.00)
G382.00-Meter & Reg Instllns	Retirement	1988	1944	(89.00)
G382.00-Meter & Reg Instllns	Retirement	1994	1946	(113.00)
G382.00-Meter & Reg Instllns	Retirement	1980	1946	(113.00)
G382.00-Meter & Reg Instllns	Retirement	1954	1946	(113.00)
G382.00-Meter & Reg Instllns	Retirement	1953	1946	(113.00)
G382.00-Meter & Reg Instllns	Retirement	1961	1936	(113.00)
G382.00-Meter & Reg Instllns	Retirement	1970	1931	(113.00)
G382.00-Meter & Reg Instllns	Retirement	1997	1982	(1,643.00)
G382.00-Meter & Reg Instllns	Retirement	2012	1949	(1,837.28)
G382.00-Meter & Reg Instllns	Retirement	2015	1954	(1,838.96)
G382.00-Meter & Reg Instllns	Retirement	1988	1960	(1,033.00)
G382.00-Meter & Reg Instllns	Retirement	1989	1953	(1,843.00)
G382.00-Meter & Reg Instllns	Retirement	1987	1944	(114.00)
G382.00-Meter & Reg Instllns	Retirement	1963	1944	(114.00)
G382.00-Meter & Reg Instllns	Retirement	1987	1941	(114.00)
G382.00-Meter & Reg Instllns	Retirement	1987	1938	(114.00)
G382.00-Meter & Reg Instllns	Retirement	1948	1931	(114.00)
G382.00-Meter & Reg Instllns	Retirement	1948	1930	(114.00)
G382.00-Meter & Reg Instllns	Retirement	2007	1965	(1,846.59)
G382.00-Meter & Reg Instllns	Retirement	1947	1929	(114.00)
G382.00-Meter & Reg Instllns	Retirement	1963	1926	(114.00)
G382.00-Meter & Reg Instllns	Retirement	1985	1981	(2,086.00)
G382.00-Meter & Reg Instllns	Retirement	1955	1949	(2,086.00)
G382.00-Meter & Reg Instllns	Retirement	2002	1935	(142.83)
G382.00-Meter & Reg Instllns	Retirement	1991	1952	(143.00)
G382.00-Meter & Reg Instllns	Retirement	1954	1948	(143.00)
G382.00-Meter & Reg Instllns	Retirement	1951	1947	(143.00)
G382.00-Meter & Reg Instllns	Retirement	1969	1927	(143.00)
G382.00-Meter & Reg Instllns	Retirement	1955	1926	(143.00)
G382.00-Meter & Reg Instllns	Retirement	1963	1925	(143.00)
G382.00-Meter & Reg Instllns	Retirement	1964	1923	(143.00)
G382.00-Meter & Reg Instllns	Retirement	1979	1975	(2,088.00)
G382.00-Meter & Reg Instllns	Retirement	1972	1959	(2,091.00)
G382.00-Meter & Reg Instllns	Retirement	1971	1925	(202.00)
G382.00-Meter & Reg Instllns	Retirement	2010	1938	(2,093.59)
G382.00-Meter & Reg Instllns	Retirement	2000	1994	(2,343.53)
G382.00-Meter & Reg Instllns	Retirement	1988	1984	(2,350.00)
G382.00-Meter & Reg Instllns	Retirement	1970	1966	(2,352.00)
G382.00-Meter & Reg Instllns	Retirement	1981	1974	(2,354.00)
G382.00-Meter & Reg Instllns	Retirement	2005	2002	(938.20)
G382.00-Meter & Reg Instllns	Retirement	2003	1961	(2,357.79)

GRC Depr Study Transactional Data

hist acct	tran code	activity year	vintage	amount
G382.00-Meter & Reg Instllns	Retirement	1988	1965	(2,358.00)
G382.00-Meter & Reg Instllns	Retirement	1954	1954	(144.00)
G382.00-Meter & Reg Instllns	Retirement	1960	1942	(144.00)
G382.00-Meter & Reg Instllns	Retirement	1968	1939	(144.00)
G382.00-Meter & Reg Instllns	Retirement	1960	1935	(144.00)
G382.00-Meter & Reg Instllns	Retirement	1960	1927	(144.00)
G382.00-Meter & Reg Instllns	Retirement	1961	1921	(144.00)
G382.00-Meter & Reg Instllns	Retirement	1972	1968	(2,363.00)
G382.00-Meter & Reg Instllns	Retirement	1979	1962	(897.00)
G382.00-Meter & Reg Instllns	Retirement	1965	1946	(177.00)
G382.00-Meter & Reg Instllns	Retirement	1989	1965	(2,638.00)
G382.00-Meter & Reg Instllns	Retirement	1989	1970	(2,639.00)
G382.00-Meter & Reg Instllns	Retirement	2009	1941	(2,639.51)
G382.00-Meter & Reg Instllns	Retirement	2012	1988	(39,125.27)
G382.00-Meter & Reg Instllns	Retirement	1992	1963	(2,645.00)
G382.00-Meter & Reg Instllns	Retirement	1974	1963	(2,646.00)
G382.00-Meter & Reg Instllns	Retirement	1997	1984	(2,647.00)
G382.00-Meter & Reg Instllns	Retirement	2017	1956	(2,648.10)
G382.00-Meter & Reg Instllns	Retirement	1982	1950	(178.00)
G382.00-Meter & Reg Instllns	Retirement	1986	1947	(178.00)
G382.00-Meter & Reg Instllns	Retirement	1965	1931	(178.00)
G382.00-Meter & Reg Instllns	Retirement	1960	1958	(1,138.00)
G382.00-Meter & Reg Instllns	Retirement	2014	1992	(48,552.77)
G382.00-Meter & Reg Instllns	Retirement	1982	1979	(1,139.00)
G382.00-Meter & Reg Instllns	Retirement	1988	1971	(1,139.00)
G382.00-Meter & Reg Instllns	Retirement	1998	1962	(1,139.00)
G382.00-Meter & Reg Instllns	Retirement	1993	1987	(179.00)
G382.00-Meter & Reg Instllns	Retirement	1980	1949	(179.00)
G382.00-Meter & Reg Instllns	Retirement	1962	1936	(179.00)
G382.00-Meter & Reg Instllns	Retirement	1954	1922	(179.00)
G382.00-Meter & Reg Instllns	Retirement	2001	1947	(898.12)
G382.00-Meter & Reg Instllns	Retirement	1982	1944	(13.00)
G382.00-Meter & Reg Instllns	Retirement	1996	1929	(13.00)
G382.00-Meter & Reg Instllns	Retirement	1997	1927	(13.00)
G382.00-Meter & Reg Instllns	Retirement	1988	1927	(13.00)
G382.00-Meter & Reg Instllns	Retirement	1983	1927	(13.00)
G382.00-Meter & Reg Instllns	Retirement	2013	1952	(48,673.32)
G382.00-Meter & Reg Instllns	Retirement	1988	1982	(1,291.00)
G382.00-Meter & Reg Instllns	Retirement	1980	1927	(13.00)
G382.00-Meter & Reg Instllns	Retirement	1986	1922	(13.00)
G382.00-Meter & Reg Instllns	Retirement	1983	1922	(13.00)
G382.00-Meter & Reg Instllns	Retirement	1981	1922	(13.00)

GRC Depr Study Transactional Data

hist acct	tran code	activity year	vintage	amount
G382.00-Meter & Reg Instllns	Retirement	2004	1940	(1,291.58)
G382.00-Meter & Reg Instllns	Retirement	1979	1922	(13.00)
G382.00-Meter & Reg Instllns	Retirement	1971	1919	(13.00)
G382.00-Meter & Reg Instllns	Retirement	1959	1919	(13.00)
G382.00-Meter & Reg Instllns	Retirement	1957	1919	(13.00)
G382.00-Meter & Reg Instllns	Retirement	2017	2014	(1,292.41)
G382.00-Meter & Reg Instllns	Retirement	1953	1919	(13.00)
G382.00-Meter & Reg Instllns	Retirement	1947	1919	(13.00)
G382.00-Meter & Reg Instllns	Retirement	1979	1917	(13.00)
G382.00-Meter & Reg Instllns	Retirement	2006	1985	(48,756.55)
G382.00-Meter & Reg Instllns	Retirement	2007	1946	(1,296.82)
G382.00-Meter & Reg Instllns	Retirement	1989	1954	(1,297.00)
G382.00-Meter & Reg Instllns	Retirement	1993	1969	(48,812.00)
G382.00-Meter & Reg Instllns	Retirement	2011	1985	(926,525.96)
G382.00-Meter & Reg Instllns	Retirement	1990	1982	(939.00)
G382.00-Meter & Reg Instllns	Retirement	1973	1967	(1,472.00)
G382.00-Meter & Reg Instllns	Retirement	1989	1968	(1,645.00)
G382.00-Meter & Reg Instllns	Retirement	1970	1927	(28.00)
G382.00-Meter & Reg Instllns	Retirement	2000	1971	(49,035.82)
G382.00-Meter & Reg Instllns	Retirement	1985	1924	(28.00)
G382.00-Meter & Reg Instllns	Retirement	1961	1920	(28.00)
G382.00-Meter & Reg Instllns	Retirement	1963	1959	(1,646.00)
G382.00-Meter & Reg Instllns	Retirement	1958	1920	(28.00)
G382.00-Meter & Reg Instllns	Retirement	1957	1920	(28.00)
G382.00-Meter & Reg Instllns	Retirement	1955	1920	(28.00)
G382.00-Meter & Reg Instllns	Retirement	1947	1920	(28.00)
G382.00-Meter & Reg Instllns	Retirement	1959	1917	(28.00)
G382.00-Meter & Reg Instllns	Retirement	2008	1957	(19,096.06)
G382.00-Meter & Reg Instllns	Retirement	2010	1975	(900.69)
G382.00-Meter & Reg Instllns	Retirement	2008	1943	(1,651.59)
G382.00-Meter & Reg Instllns	Retirement	1977	1975	(1,654.00)
G382.00-Meter & Reg Instllns	Retirement	2010	1991	(19,143.49)
G382.00-Meter & Reg Instllns	Retirement	2015	1953	(1,857.23)
G382.00-Meter & Reg Instllns	Retirement	2003	1984	(19,149.91)
G382.00-Meter & Reg Instllns	Retirement	1998	1994	(781.00)
G382.00-Meter & Reg Instllns	Retirement	1962	1952	(1,860.00)
G382.00-Meter & Reg Instllns	Retirement	1961	1950	(781.00)
G382.00-Meter & Reg Instllns	Retirement	1987	1971	(1,862.00)
G382.00-Meter & Reg Instllns	Retirement	2000	1928	(28.32)
G382.00-Meter & Reg Instllns	Retirement	1996	1984	(1,864.00)
G382.00-Meter & Reg Instllns	Retirement	2002	1995	(2,097.69)
G382.00-Meter & Reg Instllns	Retirement	1994	1961	(2,099.00)

GRC Depr Study Transactional Data

hist acct	tran code	activity year	vintage	amount
G382.00-Meter & Reg Instllns	Retirement	1976	1955	(2,104.00)
G382.00-Meter & Reg Instllns	Retirement	1990	1963	(2,106.00)
G382.00-Meter & Reg Instllns	Retirement	2019	1999	(19,217.32)
G382.00-Meter & Reg Instllns	Retirement	2016	1959	(2,363.63)
G382.00-Meter & Reg Instllns	Retirement	1994	1985	(2,364.00)
G382.00-Meter & Reg Instllns	Retirement	2003	1979	(19,225.68)
G382.00-Meter & Reg Instllns	Retirement	1998	1997	(782.00)
G382.00-Meter & Reg Instllns	Retirement	2001	1999	(2,367.91)
G382.00-Meter & Reg Instllns	Retirement	1998	1951	(2,368.00)
G382.00-Meter & Reg Instllns	Retirement	1975	1955	(46.00)
G382.00-Meter & Reg Instllns	Retirement	1974	1942	(46.00)
G382.00-Meter & Reg Instllns	Retirement	1979	1939	(46.00)
G382.00-Meter & Reg Instllns	Retirement	1977	1939	(46.00)
G382.00-Meter & Reg Instllns	Retirement	1976	1939	(46.00)
G382.00-Meter & Reg Instllns	Retirement	1952	1935	(46.00)
G382.00-Meter & Reg Instllns	Retirement	1992	1962	(2,377.00)
G382.00-Meter & Reg Instllns	Retirement	1999	1952	(2,651.51)
G382.00-Meter & Reg Instllns	Retirement	2001	1997	(782.51)
G382.00-Meter & Reg Instllns	Retirement	1977	1966	(960.00)
G382.00-Meter & Reg Instllns	Retirement	2010	2002	(2,658.24)
G382.00-Meter & Reg Instllns	Retirement	1969	1967	(2,661.00)
G382.00-Meter & Reg Instllns	Retirement	1982	1974	(783.00)
G382.00-Meter & Reg Instllns	Retirement	1997	1963	(783.00)
G382.00-Meter & Reg Instllns	Retirement	1967	1960	(2,665.00)
G382.00-Meter & Reg Instllns	Retirement	1980	1942	(66.00)
G382.00-Meter & Reg Instllns	Retirement	1979	1941	(66.00)
G382.00-Meter & Reg Instllns	Retirement	1983	1959	(783.00)
G382.00-Meter & Reg Instllns	Retirement	1949	1936	(66.00)
G382.00-Meter & Reg Instllns	Retirement	1948	1936	(66.00)
G382.00-Meter & Reg Instllns	Retirement	1967	1934	(66.00)
G382.00-Meter & Reg Instllns	Retirement	1964	1934	(66.00)
G382.00-Meter & Reg Instllns	Retirement	1951	1932	(66.00)
G382.00-Meter & Reg Instllns	Retirement	1991	1964	(2,668.00)
G382.00-Meter & Reg Instllns	Retirement	1972	1928	(66.00)
G382.00-Meter & Reg Instllns	Retirement	1949	1928	(66.00)
G382.00-Meter & Reg Instllns	Retirement	2000	1954	(1,149.35)
G382.00-Meter & Reg Instllns	Retirement	2014	1996	(22,681.88)
G382.00-Meter & Reg Instllns	Retirement	1975	1967	(1,150.00)
G382.00-Meter & Reg Instllns	Retirement	1993	1961	(1,151.00)
G382.00-Meter & Reg Instllns	Retirement	1992	1960	(1,151.00)
G382.00-Meter & Reg Instllns	Retirement	1965	1950	(1,151.00)
G382.00-Meter & Reg Instllns	Retirement	2008	1982	(22,697.12)

GRC Depr Study Transactional Data

hist acct	tran code	activity year	vintage	amount
G382.00-Meter & Reg Instllns	Retirement	1969	1940	(89.00)
G382.00-Meter & Reg Instllns	Retirement	1989	1934	(89.00)
G382.00-Meter & Reg Instllns	Retirement	1988	1976	(1,299.00)
G382.00-Meter & Reg Instllns	Retirement	1968	1931	(89.00)
G382.00-Meter & Reg Instllns	Retirement	1963	1931	(89.00)
G382.00-Meter & Reg Instllns	Retirement	1949	1923	(89.00)
G382.00-Meter & Reg Instllns	Retirement	1985	1962	(1,300.00)
G382.00-Meter & Reg Instllns	Retirement	1997	1961	(1,300.00)
G382.00-Meter & Reg Instllns	Retirement	1989	1957	(1,300.00)
G382.00-Meter & Reg Instllns	Retirement	1979	1964	(784.00)
G382.00-Meter & Reg Instllns	Retirement	2006	1944	(1,304.82)
G382.00-Meter & Reg Instllns	Retirement	1978	1946	(90.00)
G382.00-Meter & Reg Instllns	Retirement	1949	1943	(90.00)
G382.00-Meter & Reg Instllns	Retirement	1968	1945	(203.00)
G382.00-Meter & Reg Instllns	Retirement	1947	1939	(90.00)
G382.00-Meter & Reg Instllns	Retirement	1948	1937	(90.00)
G382.00-Meter & Reg Instllns	Retirement	1979	1936	(90.00)
G382.00-Meter & Reg Instllns	Retirement	2003	1947	(1,476.11)
G382.00-Meter & Reg Instllns	Retirement	1952	1928	(90.00)
G382.00-Meter & Reg Instllns	Retirement	1951	1927	(90.00)
G382.00-Meter & Reg Instllns	Retirement	1966	1956	(902.00)
G382.00-Meter & Reg Instllns	Retirement	1965	1941	(203.00)
G382.00-Meter & Reg Instllns	Retirement	1968	1960	(1,482.00)
G382.00-Meter & Reg Instllns	Retirement	1978	1964	(1,485.00)
G382.00-Meter & Reg Instllns	Retirement	1991	1962	(1,485.00)
G382.00-Meter & Reg Instllns	Retirement	2006	2002	(1,485.48)
G382.00-Meter & Reg Instllns	Retirement	1997	1988	(1,657.00)
G382.00-Meter & Reg Instllns	Retirement	2001	1955	(1,657.14)
G382.00-Meter & Reg Instllns	Retirement	1968	1961	(1,662.00)
G382.00-Meter & Reg Instllns	Retirement	1993	1977	(1,663.00)
G382.00-Meter & Reg Instllns	Retirement	2012	1976	(114.41)
G382.00-Meter & Reg Instllns	Retirement	1993	1978	(1,665.00)
G382.00-Meter & Reg Instllns	Retirement	1986	1941	(115.00)
G382.00-Meter & Reg Instllns	Retirement	1962	1938	(115.00)
G382.00-Meter & Reg Instllns	Retirement	1954	1937	(115.00)
G382.00-Meter & Reg Instllns	Retirement	1985	1936	(115.00)
G382.00-Meter & Reg Instllns	Retirement	1959	1933	(115.00)
G382.00-Meter & Reg Instllns	Retirement	1961	1923	(115.00)
G382.00-Meter & Reg Instllns	Retirement	1971	1964	(1,669.00)
G382.00-Meter & Reg Instllns	Retirement	1996	1977	(1,871.00)
G382.00-Meter & Reg Instllns	Retirement	2002	1933	(115.13)
G382.00-Meter & Reg Instllns	Retirement	1997	1960	(1,882.00)

GRC Depr Study Transactional Data

hist acct	tran code	activity year	vintage	amount
G382.00-Meter & Reg Instllns	Retirement	1976	1949	(116.00)
G382.00-Meter & Reg Instllns	Retirement	1979	1946	(116.00)
G382.00-Meter & Reg Instllns	Retirement	2000	1957	(2,112.47)
G382.00-Meter & Reg Instllns	Retirement	2006	2005	(2,112.88)
G382.00-Meter & Reg Instllns	Retirement	2007	1979	(32,071.32)
G382.00-Meter & Reg Instllns	Retirement	1983	1965	(905.00)
G382.00-Meter & Reg Instllns	Retirement	2009	2001	(2,117.30)
G382.00-Meter & Reg Instllns	Retirement	1965	1960	(2,120.00)
G382.00-Meter & Reg Instllns	Retirement	1974	1948	(145.00)
G382.00-Meter & Reg Instllns	Retirement	1969	1936	(145.00)
G382.00-Meter & Reg Instllns	Retirement	1966	1963	(961.00)
G382.00-Meter & Reg Instllns	Retirement	1967	1932	(145.00)
G382.00-Meter & Reg Instllns	Retirement	1961	1925	(145.00)
G382.00-Meter & Reg Instllns	Retirement	1981	1977	(2,125.00)
G382.00-Meter & Reg Instllns	Retirement	1994	1963	(2,382.00)
G382.00-Meter & Reg Instllns	Retirement	1987	1968	(2,383.00)
G382.00-Meter & Reg Instllns	Retirement	2009	1977	(32,184.11)
G382.00-Meter & Reg Instllns	Retirement	1969	1938	(146.00)
G382.00-Meter & Reg Instllns	Retirement	1971	1936	(146.00)
G382.00-Meter & Reg Instllns	Retirement	1957	1927	(146.00)
G382.00-Meter & Reg Instllns	Retirement	1996	1976	(2,393.00)
G382.00-Meter & Reg Instllns	Retirement	1981	1949	(180.00)
G382.00-Meter & Reg Instllns	Retirement	1966	1941	(180.00)
G382.00-Meter & Reg Instllns	Retirement	1993	1976	(2,679.00)
G382.00-Meter & Reg Instllns	Retirement	2006	2001	(2,681.92)
G382.00-Meter & Reg Instllns	Retirement	2008	1942	(2,682.88)
G382.00-Meter & Reg Instllns	Retirement	1970	1956	(1,153.00)
G382.00-Meter & Reg Instllns	Retirement	2001	1935	(180.09)
G382.00-Meter & Reg Instllns	Retirement	1984	1962	(1,157.00)
G382.00-Meter & Reg Instllns	Retirement	1995	1980	(1,158.00)
G382.00-Meter & Reg Instllns	Retirement	1993	1980	(1,158.00)
G382.00-Meter & Reg Instllns	Retirement	1988	1949	(181.00)
G382.00-Meter & Reg Instllns	Retirement	1959	1929	(181.00)
G382.00-Meter & Reg Instllns	Retirement	1966	1924	(181.00)
G382.00-Meter & Reg Instllns	Retirement	1995	1952	(1,160.00)
G382.00-Meter & Reg Instllns	Retirement	1983	1970	(1,162.00)
G382.00-Meter & Reg Instllns	Retirement	2003	1942	(1,162.78)
G382.00-Meter & Reg Instllns	Retirement	1972	1962	(1,163.00)
G382.00-Meter & Reg Instllns	Retirement	2003	1999	(789.30)
G382.00-Meter & Reg Instllns	Retirement	2002	1927	(13.38)
G382.00-Meter & Reg Instllns	Retirement	2000	1927	(13.38)
G382.00-Meter & Reg Instllns	Retirement	1998	1964	(1,311.00)

GRC Depr Study Transactional Data

hist acct	tran code	activity year	vintage	amount
G382.00-Meter & Reg Instllns	Retirement	1999	1929	(13.94)
G382.00-Meter & Reg Instllns	Retirement	1976	1945	(14.00)
G382.00-Meter & Reg Instllns	Retirement	1960	1951	(790.00)
G382.00-Meter & Reg Instllns	Retirement	1975	1937	(14.00)
G382.00-Meter & Reg Instllns	Retirement	1982	1929	(14.00)
G382.00-Meter & Reg Instllns	Retirement	1981	1929	(14.00)
G382.00-Meter & Reg Instllns	Retirement	1987	1928	(14.00)
G382.00-Meter & Reg Instllns	Retirement	1989	1959	(1,313.00)
G382.00-Meter & Reg Instllns	Retirement	1985	1928	(14.00)
G382.00-Meter & Reg Instllns	Retirement	1980	1928	(14.00)
G382.00-Meter & Reg Instllns	Retirement	1979	1928	(14.00)
G382.00-Meter & Reg Instllns	Retirement	1999	1954	(1,313.52)
G382.00-Meter & Reg Instllns	Retirement	1974	1928	(14.00)
G382.00-Meter & Reg Instllns	Retirement	1979	1926	(14.00)
G382.00-Meter & Reg Instllns	Retirement	1990	1924	(14.00)
G382.00-Meter & Reg Instllns	Retirement	1981	1924	(14.00)
G382.00-Meter & Reg Instllns	Retirement	1974	1924	(14.00)
G382.00-Meter & Reg Instllns	Retirement	1949	1920	(14.00)
G382.00-Meter & Reg Instllns	Retirement	2004	1986	(1,314.17)
G382.00-Meter & Reg Instllns	Retirement	1983	1916	(14.00)
G382.00-Meter & Reg Instllns	Retirement	2020	2001	(39,279.38)
G382.00-Meter & Reg Instllns	Retirement	1967	1916	(14.00)
G382.00-Meter & Reg Instllns	Retirement	1957	1916	(14.00)
G382.00-Meter & Reg Instllns	Retirement	1953	1916	(14.00)
G382.00-Meter & Reg Instllns	Retirement	1973	1964	(1,486.00)
G382.00-Meter & Reg Instllns	Retirement	1970	1960	(1,487.00)
G382.00-Meter & Reg Instllns	Retirement	2009	1978	(39,324.82)
G382.00-Meter & Reg Instllns	Retirement	1964	1956	(1,492.00)
G382.00-Meter & Reg Instllns	Retirement	1975	1969	(791.00)
G382.00-Meter & Reg Instllns	Retirement	1975	1948	(29.00)
G382.00-Meter & Reg Instllns	Retirement	1979	1945	(29.00)
G382.00-Meter & Reg Instllns	Retirement	1987	1943	(29.00)
G382.00-Meter & Reg Instllns	Retirement	1974	1941	(29.00)
G382.00-Meter & Reg Instllns	Retirement	1982	1938	(29.00)
G382.00-Meter & Reg Instllns	Retirement	1980	1931	(29.00)
G382.00-Meter & Reg Instllns	Retirement	2005	1947	(1,671.76)
G382.00-Meter & Reg Instllns	Retirement	1978	1927	(29.00)
G382.00-Meter & Reg Instllns	Retirement	1988	1924	(29.00)
G382.00-Meter & Reg Instllns	Retirement	1967	1921	(29.00)
G382.00-Meter & Reg Instllns	Retirement	2006	1959	(39,508.70)
G382.00-Meter & Reg Instllns	Retirement	1951	1921	(29.00)
G382.00-Meter & Reg Instllns	Retirement	1963	1920	(29.00)

GRC Depr Study Transactional Data

hist acct	tran code	activity year	vintage	amount
G382.00-Meter & Reg Instllns	Retirement	1986	1979	(1,675.00)
G382.00-Meter & Reg Instllns	Retirement	2015	1958	(1,680.27)
G382.00-Meter & Reg Instllns	Retirement	1984	1973	(1,681.00)
G382.00-Meter & Reg Instllns	Retirement	1987	1975	(1,891.00)
G382.00-Meter & Reg Instllns	Retirement	1961	1948	(792.00)
G382.00-Meter & Reg Instllns	Retirement	2004	1999	(1,891.54)
G382.00-Meter & Reg Instllns	Retirement	1955	1953	(1,892.00)
G382.00-Meter & Reg Instllns	Retirement	1973	1969	(1,893.00)
G382.00-Meter & Reg Instllns	Retirement	2020	2008	(669,760.09)
G382.00-Meter & Reg Instllns	Retirement	1963	1960	(793.00)
G382.00-Meter & Reg Instllns	Retirement	1994	1945	(47.00)
G382.00-Meter & Reg Instllns	Retirement	1982	1941	(47.00)
G382.00-Meter & Reg Instllns	Retirement	2006	1965	(49,368.00)
G382.00-Meter & Reg Instllns	Retirement	1987	1931	(47.00)
G382.00-Meter & Reg Instllns	Retirement	1983	1925	(47.00)
G382.00-Meter & Reg Instllns	Retirement	1973	1925	(47.00)
G382.00-Meter & Reg Instllns	Retirement	2018	1988	(49,524.35)
G382.00-Meter & Reg Instllns	Retirement	1983	1973	(2,406.00)
G382.00-Meter & Reg Instllns	Retirement	1972	1960	(2,409.00)
G382.00-Meter & Reg Instllns	Retirement	1978	1970	(2,411.00)
G382.00-Meter & Reg Instllns	Retirement	2008	1936	(2,411.61)
G382.00-Meter & Reg Instllns	Retirement	2000	1998	(859.10)
G382.00-Meter & Reg Instllns	Retirement	1993	1985	(2,695.00)
G382.00-Meter & Reg Instllns	Retirement	1983	1946	(67.00)
G382.00-Meter & Reg Instllns	Retirement	1984	1945	(67.00)
G382.00-Meter & Reg Instllns	Retirement	1977	1940	(67.00)
G382.00-Meter & Reg Instllns	Retirement	1984	1936	(67.00)
G382.00-Meter & Reg Instllns	Retirement	1964	1933	(67.00)
G382.00-Meter & Reg Instllns	Retirement	1962	1933	(67.00)
G382.00-Meter & Reg Instllns	Retirement	2010	2003	(2,698.24)
G382.00-Meter & Reg Instllns	Retirement	1987	1930	(67.00)
G382.00-Meter & Reg Instllns	Retirement	1979	1974	(2,704.00)
G382.00-Meter & Reg Instllns	Retirement	1985	1965	(1,166.00)
G382.00-Meter & Reg Instllns	Retirement	1980	1968	(861.00)
G382.00-Meter & Reg Instllns	Retirement	1980	1967	(1,169.00)
G382.00-Meter & Reg Instllns	Retirement	2002	1994	(1,171.76)
G382.00-Meter & Reg Instllns	Retirement	2010	1935	(1,173.64)
G382.00-Meter & Reg Instllns	Retirement	1985	1959	(1,174.00)
G382.00-Meter & Reg Instllns	Retirement	2009	1995	(19,241.12)
G382.00-Meter & Reg Instllns	Retirement	2004	1985	(19,246.80)
G382.00-Meter & Reg Instllns	Retirement	2018	1990	(19,250.05)
G382.00-Meter & Reg Instllns	Retirement	1993	1990	(1,318.00)

GRC Depr Study Transactional Data

hist acct	tran code	activity year	vintage	amount
G382.00-Meter & Reg Instllns	Retirement	2016	2005	(19,255.04)
G382.00-Meter & Reg Instllns	Retirement	1961	1939	(862.00)
G382.00-Meter & Reg Instllns	Retirement	2010	1986	(19,282.63)
G382.00-Meter & Reg Instllns	Retirement	1971	1942	(91.00)
G382.00-Meter & Reg Instllns	Retirement	1948	1942	(91.00)
G382.00-Meter & Reg Instllns	Retirement	1987	1937	(91.00)
G382.00-Meter & Reg Instllns	Retirement	1960	1933	(91.00)
G382.00-Meter & Reg Instllns	Retirement	1977	1971	(1,324.00)
G382.00-Meter & Reg Instllns	Retirement	1955	1923	(91.00)
G382.00-Meter & Reg Instllns	Retirement	1959	1920	(91.00)
G382.00-Meter & Reg Instllns	Retirement	2005	1977	(19,287.45)
G382.00-Meter & Reg Instllns	Retirement	1979	1970	(962.00)
G382.00-Meter & Reg Instllns	Retirement	1979	1966	(1,327.00)
G382.00-Meter & Reg Instllns	Retirement	1999	1948	(1,495.34)
G382.00-Meter & Reg Instllns	Retirement	2010	1945	(862.83)
G382.00-Meter & Reg Instllns	Retirement	1960	1950	(863.00)
G382.00-Meter & Reg Instllns	Retirement	1981	1962	(962.00)
G382.00-Meter & Reg Instllns	Retirement	1999	1955	(1,499.30)
G382.00-Meter & Reg Instllns	Retirement	1969	1954	(1,500.00)
G382.00-Meter & Reg Instllns	Retirement	1954	1945	(92.00)
G382.00-Meter & Reg Instllns	Retirement	1972	1939	(92.00)
G382.00-Meter & Reg Instllns	Retirement	1968	1952	(1,501.00)
G382.00-Meter & Reg Instllns	Retirement	1976	1930	(92.00)
G382.00-Meter & Reg Instllns	Retirement	1971	1930	(92.00)
G382.00-Meter & Reg Instllns	Retirement	1967	1930	(92.00)
G382.00-Meter & Reg Instllns	Retirement	1967	1925	(92.00)
G382.00-Meter & Reg Instllns	Retirement	1981	1975	(1,503.00)
G382.00-Meter & Reg Instllns	Retirement	1972	1954	(1,503.00)
G382.00-Meter & Reg Instllns	Retirement	1967	1939	(116.00)
G382.00-Meter & Reg Instllns	Retirement	1985	1938	(116.00)
G382.00-Meter & Reg Instllns	Retirement	1987	1972	(1,504.00)
G382.00-Meter & Reg Instllns	Retirement	1981	1938	(116.00)
G382.00-Meter & Reg Instllns	Retirement	1968	1928	(116.00)
G382.00-Meter & Reg Instllns	Retirement	1947	1928	(116.00)
G382.00-Meter & Reg Instllns	Retirement	1964	1962	(864.00)
G382.00-Meter & Reg Instllns	Retirement	2001	1956	(1,687.80)
G382.00-Meter & Reg Instllns	Retirement	2005	1986	(1,689.63)
G382.00-Meter & Reg Instllns	Retirement	1994	1959	(1,690.00)
G382.00-Meter & Reg Instllns	Retirement	1981	1976	(1,691.00)
G382.00-Meter & Reg Instllns	Retirement	1998	1959	(1,691.00)
G382.00-Meter & Reg Instllns	Retirement	2016	2013	(1,691.32)
G382.00-Meter & Reg Instllns	Retirement	1988	1967	(1,692.00)

GRC Depr Study Transactional Data

hist acct	tran code	activity year	vintage	amount
G382.00-Meter & Reg Instllns	Retirement	1991	1982	(117.00)
G382.00-Meter & Reg Instllns	Retirement	1982	1948	(117.00)
G382.00-Meter & Reg Instllns	Retirement	2008	1993	(22,796.18)
G382.00-Meter & Reg Instllns	Retirement	1975	1946	(117.00)
G382.00-Meter & Reg Instllns	Retirement	1988	1940	(117.00)
G382.00-Meter & Reg Instllns	Retirement	1958	1930	(117.00)
G382.00-Meter & Reg Instllns	Retirement	1953	1930	(117.00)
G382.00-Meter & Reg Instllns	Retirement	1955	1927	(117.00)
G382.00-Meter & Reg Instllns	Retirement	1970	1964	(1,905.00)
G382.00-Meter & Reg Instllns	Retirement	1997	1951	(1,907.00)
G382.00-Meter & Reg Instllns	Retirement	1999	1975	(117.48)
G382.00-Meter & Reg Instllns	Retirement	2003	1949	(2,145.26)
G382.00-Meter & Reg Instllns	Retirement	1998	1937	(147.00)
G382.00-Meter & Reg Instllns	Retirement	1997	1937	(147.00)
G382.00-Meter & Reg Instllns	Retirement	1962	1925	(147.00)
G382.00-Meter & Reg Instllns	Retirement	1999	1950	(2,154.63)
G382.00-Meter & Reg Instllns	Retirement	1995	1971	(22,878.00)
G382.00-Meter & Reg Instllns	Retirement	2011	1991	(22,894.75)
G382.00-Meter & Reg Instllns	Retirement	2015	1959	(2,412.85)
G382.00-Meter & Reg Instllns	Retirement	1947	1947	(148.00)
G382.00-Meter & Reg Instllns	Retirement	1962	1939	(148.00)
G382.00-Meter & Reg Instllns	Retirement	2003	1956	(2,415.30)
G382.00-Meter & Reg Instllns	Retirement	2019	1958	(2,416.58)
G382.00-Meter & Reg Instllns	Retirement	2009	2002	(2,423.67)
G382.00-Meter & Reg Instllns	Retirement	1996	1967	(2,425.00)
G382.00-Meter & Reg Instllns	Retirement	1978	1973	(2,710.00)
G382.00-Meter & Reg Instllns	Retirement	2004	1933	(181.76)
G382.00-Meter & Reg Instllns	Retirement	1948	1947	(182.00)
G382.00-Meter & Reg Instllns	Retirement	2015	2008	(23,000.36)
G382.00-Meter & Reg Instllns	Retirement	1957	1924	(182.00)
G382.00-Meter & Reg Instllns	Retirement	2014	2002	(27,011.06)
G382.00-Meter & Reg Instllns	Retirement	2002	1952	(2,723.20)
G382.00-Meter & Reg Instllns	Retirement	1969	1945	(183.00)
G382.00-Meter & Reg Instllns	Retirement	1997	1944	(183.00)
G382.00-Meter & Reg Instllns	Retirement	1998	1943	(183.00)
G382.00-Meter & Reg Instllns	Retirement	1958	1927	(183.00)
G382.00-Meter & Reg Instllns	Retirement	2002	1949	(1,178.82)
G382.00-Meter & Reg Instllns	Retirement	1973	1966	(1,180.00)
G382.00-Meter & Reg Instllns	Retirement	1977	1962	(1,181.00)
G382.00-Meter & Reg Instllns	Retirement	1986	1964	(1,183.00)
G382.00-Meter & Reg Instllns	Retirement	2011	1937	(14.04)
G382.00-Meter & Reg Instllns	Retirement	2001	1928	(14.16)

GRC Depr Study Transactional Data

hist acct	tran code	activity year	vintage	amount
G382.00-Meter & Reg Instllns	Retirement	1989	1975	(1,330.00)
G382.00-Meter & Reg Instllns	Retirement	1984	1963	(1,331.00)
G382.00-Meter & Reg Instllns	Retirement	1967	1961	(1,331.00)
G382.00-Meter & Reg Instllns	Retirement	1996	1945	(15.00)
G382.00-Meter & Reg Instllns	Retirement	1991	1945	(15.00)
G382.00-Meter & Reg Instllns	Retirement	1965	1961	(1,333.00)
G382.00-Meter & Reg Instllns	Retirement	1977	1926	(15.00)
G382.00-Meter & Reg Instllns	Retirement	1981	1925	(15.00)
G382.00-Meter & Reg Instllns	Retirement	1979	1925	(15.00)
G382.00-Meter & Reg Instllns	Retirement	1969	1919	(15.00)
G382.00-Meter & Reg Instllns	Retirement	1948	1916	(15.00)
G382.00-Meter & Reg Instllns	Retirement	1995	1948	(1,335.00)
G382.00-Meter & Reg Instllns	Retirement	2008	1974	(27,156.57)
G382.00-Meter & Reg Instllns	Retirement	1981	1973	(1,336.00)
G382.00-Meter & Reg Instllns	Retirement	1978	1962	(871.00)
G382.00-Meter & Reg Instllns	Retirement	1991	1974	(27,243.00)
G382.00-Meter & Reg Instllns	Retirement	1965	1954	(871.00)
G382.00-Meter & Reg Instllns	Retirement	1966	1949	(871.00)
G382.00-Meter & Reg Instllns	Retirement	1986	1962	(1,512.00)
G382.00-Meter & Reg Instllns	Retirement	2002	1956	(1,513.20)
G382.00-Meter & Reg Instllns	Retirement	2003	1941	(1,693.27)
G382.00-Meter & Reg Instllns	Retirement	1969	1963	(1,696.00)
G382.00-Meter & Reg Instllns	Retirement	1975	1960	(1,696.00)
G382.00-Meter & Reg Instllns	Retirement	1949	1942	(30.00)
G382.00-Meter & Reg Instllns	Retirement	2020	2011	(144,971.84)
G382.00-Meter & Reg Instllns	Retirement	1996	1938	(30.00)
G382.00-Meter & Reg Instllns	Retirement	1951	1936	(30.00)
G382.00-Meter & Reg Instllns	Retirement	2009	1991	(27,312.33)
G382.00-Meter & Reg Instllns	Retirement	1949	1934	(30.00)
G382.00-Meter & Reg Instllns	Retirement	1947	1934	(30.00)
G382.00-Meter & Reg Instllns	Retirement	1986	1967	(1,698.00)
G382.00-Meter & Reg Instllns	Retirement	1985	1933	(30.00)
G382.00-Meter & Reg Instllns	Retirement	1980	1932	(30.00)
G382.00-Meter & Reg Instllns	Retirement	2013	2010	(32,464.49)
G382.00-Meter & Reg Instllns	Retirement	1974	1932	(30.00)
G382.00-Meter & Reg Instllns	Retirement	1990	1931	(30.00)
G382.00-Meter & Reg Instllns	Retirement	1988	1931	(30.00)
G382.00-Meter & Reg Instllns	Retirement	1987	1923	(30.00)
G382.00-Meter & Reg Instllns	Retirement	1986	1923	(30.00)
G382.00-Meter & Reg Instllns	Retirement	1969	1923	(30.00)
G382.00-Meter & Reg Instllns	Retirement	2016	1988	(32,496.14)
G382.00-Meter & Reg Instllns	Retirement	1968	1962	(1,702.00)

GRC Depr Study Transactional Data

hist acct	tran code	activity year	vintage	amount
G382.00-Meter & Reg Instllns	Retirement	1970	1969	(1,703.00)
G382.00-Meter & Reg Instllns	Retirement	2018	1955	(1,704.37)
G382.00-Meter & Reg Instllns	Retirement	2008	1994	(32,518.86)
G382.00-Meter & Reg Instllns	Retirement	1984	1974	(1,915.00)
G382.00-Meter & Reg Instllns	Retirement	2019	2006	(32,540.19)
G382.00-Meter & Reg Instllns	Retirement	2004	1942	(1,917.16)
G382.00-Meter & Reg Instllns	Retirement	1960	1952	(1,919.00)
G382.00-Meter & Reg Instllns	Retirement	2019	1996	(32,551.56)
G382.00-Meter & Reg Instllns	Retirement	2015	1956	(1,920.60)
G382.00-Meter & Reg Instllns	Retirement	2020	1986	(32,553.09)
G382.00-Meter & Reg Instllns	Retirement	2014	1980	(32,565.99)
G382.00-Meter & Reg Instllns	Retirement	1993	1970	(68,295.00)
G382.00-Meter & Reg Instllns	Retirement	2007	1977	(32,575.82)
G382.00-Meter & Reg Instllns	Retirement	1947	1946	(48.00)
G382.00-Meter & Reg Instllns	Retirement	1997	1933	(48.00)
G382.00-Meter & Reg Instllns	Retirement	1954	1932	(48.00)
G382.00-Meter & Reg Instllns	Retirement	1983	1930	(48.00)
G382.00-Meter & Reg Instllns	Retirement	1979	1930	(48.00)
G382.00-Meter & Reg Instllns	Retirement	1984	1929	(48.00)
G382.00-Meter & Reg Instllns	Retirement	1990	1926	(48.00)
G382.00-Meter & Reg Instllns	Retirement	1986	1926	(48.00)
G382.00-Meter & Reg Instllns	Retirement	1973	1923	(48.00)
G382.00-Meter & Reg Instllns	Retirement	1968	1921	(48.00)
G382.00-Meter & Reg Instllns	Retirement	1990	1978	(2,169.00)
G382.00-Meter & Reg Instllns	Retirement	1999	1991	(2,174.49)
G382.00-Meter & Reg Instllns	Retirement	2017	1955	(2,430.43)
G382.00-Meter & Reg Instllns	Retirement	2014	1983	(32,823.91)
G382.00-Meter & Reg Instllns	Retirement	1999	1960	(2,439.27)
G382.00-Meter & Reg Instllns	Retirement	1986	1943	(68.00)
G382.00-Meter & Reg Instllns	Retirement	1984	1943	(68.00)
G382.00-Meter & Reg Instllns	Retirement	1984	1942	(68.00)
G382.00-Meter & Reg Instllns	Retirement	1947	1941	(68.00)
G382.00-Meter & Reg Instllns	Retirement	1989	1930	(68.00)
G382.00-Meter & Reg Instllns	Retirement	1984	1926	(68.00)
G382.00-Meter & Reg Instllns	Retirement	1956	1922	(68.00)
G382.00-Meter & Reg Instllns	Retirement	2013	2001	(32,865.32)
G382.00-Meter & Reg Instllns	Retirement	2015	2004	(39,782.64)
G382.00-Meter & Reg Instllns	Retirement	1988	1978	(1,049.00)
G382.00-Meter & Reg Instllns	Retirement	1989	1951	(1,050.00)
G382.00-Meter & Reg Instllns	Retirement	1986	1968	(1,053.00)
G382.00-Meter & Reg Instllns	Retirement	1970	1965	(1,054.00)
G382.00-Meter & Reg Instllns	Retirement	2000	1941	(1,185.27)

GRC Depr Study Transactional Data

hist acct	tran code	activity year	vintage	amount
G382.00-Meter & Reg Instllns	Retirement	2003	1973	(39,865.28)
G382.00-Meter & Reg Instllns	Retirement	1948	1948	(69.00)
G382.00-Meter & Reg Instllns	Retirement	1986	1944	(69.00)
G382.00-Meter & Reg Instllns	Retirement	1977	1944	(69.00)
G382.00-Meter & Reg Instllns	Retirement	1957	1944	(69.00)
G382.00-Meter & Reg Instllns	Retirement	1948	1935	(69.00)
G382.00-Meter & Reg Instllns	Retirement	1949	1929	(69.00)
G382.00-Meter & Reg Instllns	Retirement	1988	1926	(69.00)
G382.00-Meter & Reg Instllns	Retirement	1967	1924	(69.00)
G382.00-Meter & Reg Instllns	Retirement	2001	2000	(1,188.26)
G382.00-Meter & Reg Instllns	Retirement	1952	1923	(69.00)
G382.00-Meter & Reg Instllns	Retirement	1992	1970	(39,929.00)
G382.00-Meter & Reg Instllns	Retirement	1989	1958	(1,189.00)
G382.00-Meter & Reg Instllns	Retirement	2011	1959	(39,935.47)
G382.00-Meter & Reg Instllns	Retirement	2014	1995	(39,940.87)
G382.00-Meter & Reg Instllns	Retirement	2010	1946	(1,190.65)
G382.00-Meter & Reg Instllns	Retirement	1967	1967	(1,191.00)
G382.00-Meter & Reg Instllns	Retirement	1971	1960	(1,191.00)
G382.00-Meter & Reg Instllns	Retirement	2014	1994	(40,035.30)
G382.00-Meter & Reg Instllns	Retirement	1972	1945	(93.00)
G382.00-Meter & Reg Instllns	Retirement	1948	1925	(93.00)
G382.00-Meter & Reg Instllns	Retirement	1966	1922	(93.00)
G382.00-Meter & Reg Instllns	Retirement	1961	1922	(93.00)
G382.00-Meter & Reg Instllns	Retirement	1948	1922	(93.00)
G382.00-Meter & Reg Instllns	Retirement	1988	1966	(1,518.00)
G382.00-Meter & Reg Instllns	Retirement	1976	1973	(1,521.00)
G382.00-Meter & Reg Instllns	Retirement	2005	1973	(50,029.82)
G382.00-Meter & Reg Instllns	Retirement	1990	1945	(118.00)
G382.00-Meter & Reg Instllns	Retirement	1987	1945	(118.00)
G382.00-Meter & Reg Instllns	Retirement	1958	1945	(118.00)
G382.00-Meter & Reg Instllns	Retirement	1964	1944	(118.00)
G382.00-Meter & Reg Instllns	Retirement	1964	1943	(118.00)
G382.00-Meter & Reg Instllns	Retirement	2000	1995	(1,525.59)
G382.00-Meter & Reg Instllns	Retirement	1985	1939	(118.00)
G382.00-Meter & Reg Instllns	Retirement	1960	1934	(118.00)
G382.00-Meter & Reg Instllns	Retirement	1956	1931	(118.00)
G382.00-Meter & Reg Instllns	Retirement	1966	1929	(118.00)
G382.00-Meter & Reg Instllns	Retirement	1968	1926	(118.00)
G382.00-Meter & Reg Instllns	Retirement	1958	1922	(118.00)
G382.00-Meter & Reg Instllns	Retirement	2020	1957	(1,710.18)
G382.00-Meter & Reg Instllns	Retirement	1989	1971	(1,711.00)
G382.00-Meter & Reg Instllns	Retirement	1992	1984	(1,712.00)

GRC Depr Study Transactional Data

hist acct	tran code	activity year	vintage	amount
G382.00-Meter & Reg Instllns	Retirement	1987	1984	(1,713.00)
G382.00-Meter & Reg Instllns	Retirement	2007	1943	(1,714.70)
G382.00-Meter & Reg Instllns	Retirement	2020	2004	(50,325.89)
G382.00-Meter & Reg Instllns	Retirement	2004	1930	(118.77)
G382.00-Meter & Reg Instllns	Retirement	2018	1956	(1,716.90)
G382.00-Meter & Reg Instllns	Retirement	2004	1998	(1,718.20)
G382.00-Meter & Reg Instllns	Retirement	1966	1966	(119.00)
G382.00-Meter & Reg Instllns	Retirement	1961	1944	(119.00)
G382.00-Meter & Reg Instllns	Retirement	1960	1936	(119.00)
G382.00-Meter & Reg Instllns	Retirement	2004	1947	(1,929.64)
G382.00-Meter & Reg Instllns	Retirement	1997	1995	(1,930.00)
G382.00-Meter & Reg Instllns	Retirement	1967	1965	(1,934.00)
G382.00-Meter & Reg Instllns	Retirement	1981	1972	(965.00)
G382.00-Meter & Reg Instllns	Retirement	1965	1953	(1,935.00)
G382.00-Meter & Reg Instllns	Retirement	2011	1962	(148.60)
G382.00-Meter & Reg Instllns	Retirement	1998	1983	(149.00)
G382.00-Meter & Reg Instllns	Retirement	1993	1983	(149.00)
G382.00-Meter & Reg Instllns	Retirement	1992	1969	(50,639.00)
G382.00-Meter & Reg Instllns	Retirement	1992	1983	(149.00)
G382.00-Meter & Reg Instllns	Retirement	1973	1946	(149.00)
G382.00-Meter & Reg Instllns	Retirement	1958	1946	(149.00)
G382.00-Meter & Reg Instllns	Retirement	1994	1960	(1,940.00)
G382.00-Meter & Reg Instllns	Retirement	1994	1940	(149.00)
G382.00-Meter & Reg Instllns	Retirement	1998	1936	(149.00)
G382.00-Meter & Reg Instllns	Retirement	1955	1936	(149.00)
G382.00-Meter & Reg Instllns	Retirement	1949	1922	(149.00)
G382.00-Meter & Reg Instllns	Retirement	2008	1977	(50,685.87)
G382.00-Meter & Reg Instllns	Retirement	2019	2002	(50,728.31)
G382.00-Meter & Reg Instllns	Retirement	2001	1989	(2,181.05)
G382.00-Meter & Reg Instllns	Retirement	2018	1959	(2,182.94)
G382.00-Meter & Reg Instllns	Retirement	1998	1995	(2,183.00)
G382.00-Meter & Reg Instllns	Retirement	1995	1992	(1,008.00)
G382.00-Meter & Reg Instllns	Retirement	1997	1939	(150.00)
G382.00-Meter & Reg Instllns	Retirement	1952	1936	(150.00)
G382.00-Meter & Reg Instllns	Retirement	1953	1926	(150.00)
G382.00-Meter & Reg Instllns	Retirement	1953	1924	(150.00)
G382.00-Meter & Reg Instllns	Retirement	2013	2003	(50,806.28)
G382.00-Meter & Reg Instllns	Retirement	1995	1961	(2,190.00)
G382.00-Meter & Reg Instllns	Retirement	2001	1979	(19,380.79)
G382.00-Meter & Reg Instllns	Retirement	2001	1950	(2,445.52)
G382.00-Meter & Reg Instllns	Retirement	1999	1963	(2,449.24)
G382.00-Meter & Reg Instllns	Retirement	2010	1994	(19,396.49)

GRC Depr Study Transactional Data

hist acct	tran code	activity year	vintage	amount
G382.00-Meter & Reg Instllns	Retirement	1980	1973	(2,454.00)
G382.00-Meter & Reg Instllns	Retirement	1997	1938	(184.00)
G382.00-Meter & Reg Instllns	Retirement	1949	1925	(184.00)
G382.00-Meter & Reg Instllns	Retirement	1983	1978	(2,461.00)
G382.00-Meter & Reg Instllns	Retirement	2016	1955	(2,462.00)
G382.00-Meter & Reg Instllns	Retirement	1998	1965	(1,055.00)
G382.00-Meter & Reg Instllns	Retirement	1972	1964	(1,055.00)
G382.00-Meter & Reg Instllns	Retirement	2001	1941	(1,055.78)
G382.00-Meter & Reg Instllns	Retirement	1983	1982	(1,056.00)
G382.00-Meter & Reg Instllns	Retirement	1985	1958	(1,056.00)
G382.00-Meter & Reg Instllns	Retirement	1955	1944	(1,209.00)
G382.00-Meter & Reg Instllns	Retirement	1999	1939	(184.24)
G382.00-Meter & Reg Instllns	Retirement	1959	1943	(185.00)
G382.00-Meter & Reg Instllns	Retirement	1986	1966	(1,061.00)
G382.00-Meter & Reg Instllns	Retirement	1959	1935	(185.00)
G382.00-Meter & Reg Instllns	Retirement	1956	1926	(185.00)
G382.00-Meter & Reg Instllns	Retirement	2017	2011	(19,472.73)
G382.00-Meter & Reg Instllns	Retirement	2006	1935	(1,061.91)
G382.00-Meter & Reg Instllns	Retirement	1996	1980	(1,062.00)
G382.00-Meter & Reg Instllns	Retirement	1992	1980	(1,062.00)
G382.00-Meter & Reg Instllns	Retirement	2018	2006	(189,894.22)
G382.00-Meter & Reg Instllns	Retirement	1968	1967	(1,194.00)
G382.00-Meter & Reg Instllns	Retirement	1982	1962	(1,197.00)
G382.00-Meter & Reg Instllns	Retirement	1986	1972	(1,200.00)
G382.00-Meter & Reg Instllns	Retirement	1958	1957	(231.00)
G382.00-Meter & Reg Instllns	Retirement	1978	1961	(1,200.00)
G382.00-Meter & Reg Instllns	Retirement	1994	1973	(19,547.00)
G382.00-Meter & Reg Instllns	Retirement	1990	1969	(19,553.00)
G382.00-Meter & Reg Instllns	Retirement	2012	2007	(19,558.80)
G382.00-Meter & Reg Instllns	Retirement	2017	1980	(1,349.56)
G382.00-Meter & Reg Instllns	Retirement	1964	1941	(231.00)
G382.00-Meter & Reg Instllns	Retirement	1991	1954	(16.00)
G382.00-Meter & Reg Instllns	Retirement	1982	1942	(16.00)
G382.00-Meter & Reg Instllns	Retirement	2010	1937	(1,354.69)
G382.00-Meter & Reg Instllns	Retirement	1986	1934	(16.00)
G382.00-Meter & Reg Instllns	Retirement	1985	1934	(16.00)
G382.00-Meter & Reg Instllns	Retirement	1996	1930	(16.00)
G382.00-Meter & Reg Instllns	Retirement	1998	1938	(231.00)
G382.00-Meter & Reg Instllns	Retirement	1984	1930	(16.00)
G382.00-Meter & Reg Instllns	Retirement	1990	1921	(16.00)
G382.00-Meter & Reg Instllns	Retirement	1976	1921	(16.00)
G382.00-Meter & Reg Instllns	Retirement	1970	1921	(16.00)

GRC Depr Study Transactional Data

hist acct	tran code	activity year	vintage	amount
G382.00-Meter & Reg Instllns	Retirement	1971	1920	(16.00)
G382.00-Meter & Reg Instllns	Retirement	1960	1917	(16.00)
G382.00-Meter & Reg Instllns	Retirement	1995	1955	(1,357.00)
G382.00-Meter & Reg Instllns	Retirement	1958	1917	(16.00)
G382.00-Meter & Reg Instllns	Retirement	1955	1917	(16.00)
G382.00-Meter & Reg Instllns	Retirement	1953	1917	(16.00)
G382.00-Meter & Reg Instllns	Retirement	1992	1972	(1,528.00)
G382.00-Meter & Reg Instllns	Retirement	2001	1949	(1,529.28)
G382.00-Meter & Reg Instllns	Retirement	1984	1967	(1,533.00)
G382.00-Meter & Reg Instllns	Retirement	1969	1962	(1,534.00)
G382.00-Meter & Reg Instllns	Retirement	1986	1975	(1,535.00)
G382.00-Meter & Reg Instllns	Retirement	1975	1951	(31.00)
G382.00-Meter & Reg Instllns	Retirement	1983	1944	(31.00)
G382.00-Meter & Reg Instllns	Retirement	1983	1942	(31.00)
G382.00-Meter & Reg Instllns	Retirement	1991	1935	(31.00)
G382.00-Meter & Reg Instllns	Retirement	1990	1925	(31.00)
G382.00-Meter & Reg Instllns	Retirement	1982	1925	(31.00)
G382.00-Meter & Reg Instllns	Retirement	1972	1922	(31.00)
G382.00-Meter & Reg Instllns	Retirement	1965	1918	(31.00)
G382.00-Meter & Reg Instllns	Retirement	2004	2002	(1,720.04)
G382.00-Meter & Reg Instllns	Retirement	2002	1955	(1,720.26)
G382.00-Meter & Reg Instllns	Retirement	2002	1926	(1,727.46)
G382.00-Meter & Reg Instllns	Retirement	1972	1966	(1,729.00)
G382.00-Meter & Reg Instllns	Retirement	2009	1980	(1,732.58)
G382.00-Meter & Reg Instllns	Retirement	2011	1980	(1,732.59)
G382.00-Meter & Reg Instllns	Retirement	1993	1960	(1,947.00)
G382.00-Meter & Reg Instllns	Retirement	1996	1937	(49.00)
G382.00-Meter & Reg Instllns	Retirement	2015	1955	(1,956.96)
G382.00-Meter & Reg Instllns	Retirement	1986	1937	(49.00)
G382.00-Meter & Reg Instllns	Retirement	1976	1937	(49.00)
G382.00-Meter & Reg Instllns	Retirement	1952	1933	(49.00)
G382.00-Meter & Reg Instllns	Retirement	1949	1933	(49.00)
G382.00-Meter & Reg Instllns	Retirement	1977	1930	(49.00)
G382.00-Meter & Reg Instllns	Retirement	1970	1928	(49.00)
G382.00-Meter & Reg Instllns	Retirement	1974	1973	(2,191.00)
G382.00-Meter & Reg Instllns	Retirement	1978	1924	(49.00)
G382.00-Meter & Reg Instllns	Retirement	1956	1920	(49.00)
G382.00-Meter & Reg Instllns	Retirement	1950	1920	(49.00)
G382.00-Meter & Reg Instllns	Retirement	1959	1918	(49.00)
G382.00-Meter & Reg Instllns	Retirement	1950	1918	(49.00)
G382.00-Meter & Reg Instllns	Retirement	2005	1987	(23,311.82)
G382.00-Meter & Reg Instllns	Retirement	2002	1957	(2,196.31)

GRC Depr Study Transactional Data

hist acct	tran code	activity year	vintage	amount
G382.00-Meter & Reg Instllns	Retirement	2011	1949	(2,198.35)
G382.00-Meter & Reg Instllns	Retirement	1996	1979	(2,201.00)
G382.00-Meter & Reg Instllns	Retirement	2003	1948	(2,203.16)
G382.00-Meter & Reg Instllns	Retirement	2007	1933	(696.75)
G382.00-Meter & Reg Instllns	Retirement	1987	1970	(697.00)
G382.00-Meter & Reg Instllns	Retirement	1969	1953	(697.00)
G382.00-Meter & Reg Instllns	Retirement	1979	1965	(698.00)
G382.00-Meter & Reg Instllns	Retirement	1974	1960	(701.00)
G382.00-Meter & Reg Instllns	Retirement	2004	1977	(27,449.55)
G382.00-Meter & Reg Instllns	Retirement	2007	1998	(27,474.09)
G382.00-Meter & Reg Instllns	Retirement	2000	1999	(236.79)
G382.00-Meter & Reg Instllns	Retirement	2012	1991	(27,478.55)
G382.00-Meter & Reg Instllns	Retirement	1991	1972	(237.00)
G382.00-Meter & Reg Instllns	Retirement	1996	1960	(237.00)
G382.00-Meter & Reg Instllns	Retirement	1965	1944	(237.00)
G382.00-Meter & Reg Instllns	Retirement	1981	1937	(70.00)
G382.00-Meter & Reg Instllns	Retirement	1979	1937	(70.00)
G382.00-Meter & Reg Instllns	Retirement	1951	1929	(70.00)
G382.00-Meter & Reg Instllns	Retirement	1984	1924	(70.00)
G382.00-Meter & Reg Instllns	Retirement	1963	1924	(70.00)
G382.00-Meter & Reg Instllns	Retirement	1971	1921	(70.00)
G382.00-Meter & Reg Instllns	Retirement	1959	1916	(70.00)
G382.00-Meter & Reg Instllns	Retirement	2020	1991	(72,392.44)
G382.00-Meter & Reg Instllns	Retirement	1996	1961	(204.00)
G382.00-Meter & Reg Instllns	Retirement	1974	1954	(285.00)
G382.00-Meter & Reg Instllns	Retirement	1990	1942	(204.00)
G382.00-Meter & Reg Instllns	Retirement	1954	1947	(286.00)
G382.00-Meter & Reg Instllns	Retirement	1962	1940	(204.00)
G382.00-Meter & Reg Instllns	Retirement	1958	1944	(94.00)
G382.00-Meter & Reg Instllns	Retirement	1967	1940	(94.00)
G382.00-Meter & Reg Instllns	Retirement	1954	1924	(94.00)
G382.00-Meter & Reg Instllns	Retirement	2010	1934	(286.27)
G382.00-Meter & Reg Instllns	Retirement	1958	1921	(94.00)
G382.00-Meter & Reg Instllns	Retirement	2002	1939	(286.62)
G382.00-Meter & Reg Instllns	Retirement	2019	1991	(32,890.29)
G382.00-Meter & Reg Instllns	Retirement	1982	1968	(287.00)
G382.00-Meter & Reg Instllns	Retirement	1955	1951	(287.00)
G382.00-Meter & Reg Instllns	Retirement	1965	1937	(287.00)
G382.00-Meter & Reg Instllns	Retirement	1960	1924	(287.00)
G382.00-Meter & Reg Instllns	Retirement	1984	1968	(335.00)
G382.00-Meter & Reg Instllns	Retirement	1986	1960	(335.00)
G382.00-Meter & Reg Instllns	Retirement	1976	1964	(336.00)

GRC Depr Study Transactional Data

hist acct	tran code	activity year	vintage	amount
G382.00-Meter & Reg Instllns	Retirement	1989	1940	(337.00)
G382.00-Meter & Reg Instllns	Retirement	2006	1984	(72,858.37)
G382.00-Meter & Reg Instllns	Retirement	1971	1946	(338.00)
G382.00-Meter & Reg Instllns	Retirement	1994	1941	(338.00)
G382.00-Meter & Reg Instllns	Retirement	1995	1938	(338.00)
G382.00-Meter & Reg Instllns	Retirement	1953	1943	(95.00)
G382.00-Meter & Reg Instllns	Retirement	1973	1940	(95.00)
G382.00-Meter & Reg Instllns	Retirement	1963	1936	(95.00)
G382.00-Meter & Reg Instllns	Retirement	1989	1931	(95.00)
G382.00-Meter & Reg Instllns	Retirement	1971	1931	(95.00)
G382.00-Meter & Reg Instllns	Retirement	1964	1931	(95.00)
G382.00-Meter & Reg Instllns	Retirement	1951	1931	(95.00)
G382.00-Meter & Reg Instllns	Retirement	1954	1923	(95.00)
G382.00-Meter & Reg Instllns	Retirement	1961	1952	(391.00)
G382.00-Meter & Reg Instllns	Retirement	2011	1963	(391.88)
G382.00-Meter & Reg Instllns	Retirement	1982	1970	(392.00)
G382.00-Meter & Reg Instllns	Retirement	1990	1949	(393.00)
G382.00-Meter & Reg Instllns	Retirement	1997	1941	(393.00)
G382.00-Meter & Reg Instllns	Retirement	2001	1937	(393.08)
G382.00-Meter & Reg Instllns	Retirement	1997	1954	(394.00)
G382.00-Meter & Reg Instllns	Retirement	1959	1948	(394.00)
G382.00-Meter & Reg Instllns	Retirement	1985	1945	(120.00)
G382.00-Meter & Reg Instllns	Retirement	1989	1943	(120.00)
G382.00-Meter & Reg Instllns	Retirement	1961	1942	(120.00)
G382.00-Meter & Reg Instllns	Retirement	1954	1929	(120.00)
G382.00-Meter & Reg Instllns	Retirement	1987	1927	(120.00)
G382.00-Meter & Reg Instllns	Retirement	2006	1996	(64,749.85)
G382.00-Meter & Reg Instllns	Retirement	1977	1954	(456.00)
G382.00-Meter & Reg Instllns	Retirement	1990	1988	(967.00)
G382.00-Meter & Reg Instllns	Retirement	1951	1935	(456.00)
G382.00-Meter & Reg Instllns	Retirement	1986	1956	(457.00)
G382.00-Meter & Reg Instllns	Retirement	2020	2012	(274,775.77)
G382.00-Meter & Reg Instllns	Retirement	2003	1943	(458.78)
G382.00-Meter & Reg Instllns	Retirement	1979	1968	(967.00)
G382.00-Meter & Reg Instllns	Retirement	1958	1932	(121.00)
G382.00-Meter & Reg Instllns	Retirement	1957	1932	(121.00)
G382.00-Meter & Reg Instllns	Retirement	1955	1948	(527.00)
G382.00-Meter & Reg Instllns	Retirement	1951	1923	(121.00)
G382.00-Meter & Reg Instllns	Retirement	1985	1954	(528.00)
G382.00-Meter & Reg Instllns	Retirement	1990	1948	(528.00)
G382.00-Meter & Reg Instllns	Retirement	1991	1971	(33,231.00)
G382.00-Meter & Reg Instllns	Retirement	1956	1946	(529.00)

GRC Depr Study Transactional Data

hist acct	tran code	activity year	vintage	amount
G382.00-Meter & Reg Instllns	Retirement	1994	1947	(151.00)
G382.00-Meter & Reg Instllns	Retirement	1988	1947	(151.00)
G382.00-Meter & Reg Instllns	Retirement	1950	1932	(151.00)
G382.00-Meter & Reg Instllns	Retirement	1956	1930	(151.00)
G382.00-Meter & Reg Instllns	Retirement	1985	1952	(610.00)
G382.00-Meter & Reg Instllns	Retirement	1990	1956	(611.00)
G382.00-Meter & Reg Instllns	Retirement	1987	1956	(611.00)
G382.00-Meter & Reg Instllns	Retirement	1960	1956	(612.00)
G382.00-Meter & Reg Instllns	Retirement	1990	1946	(152.00)
G382.00-Meter & Reg Instllns	Retirement	1954	1941	(152.00)
G382.00-Meter & Reg Instllns	Retirement	1971	1940	(152.00)
G382.00-Meter & Reg Instllns	Retirement	1969	1930	(152.00)
G382.00-Meter & Reg Instllns	Retirement	2005	1943	(613.62)
G382.00-Meter & Reg Instllns	Retirement	1994	1982	(704.00)
G382.00-Meter & Reg Instllns	Retirement	1979	1960	(704.00)
G382.00-Meter & Reg Instllns	Retirement	2020	1999	(40,417.18)
G382.00-Meter & Reg Instllns	Retirement	1968	1948	(705.00)
G382.00-Meter & Reg Instllns	Retirement	1957	1941	(706.00)
G382.00-Meter & Reg Instllns	Retirement	2017	1954	(706.03)
G382.00-Meter & Reg Instllns	Retirement	2011	1961	(241.34)
G382.00-Meter & Reg Instllns	Retirement	1983	1951	(242.00)
G382.00-Meter & Reg Instllns	Retirement	1962	1944	(242.00)
G382.00-Meter & Reg Instllns	Retirement	2014	1991	(51,053.46)
G382.00-Meter & Reg Instllns	Retirement	1999	1980	(287.27)
G382.00-Meter & Reg Instllns	Retirement	1985	1961	(288.00)
G382.00-Meter & Reg Instllns	Retirement	1981	1950	(288.00)
G382.00-Meter & Reg Instllns	Retirement	2005	1930	(288.44)
G382.00-Meter & Reg Instllns	Retirement	1981	1953	(289.00)
G382.00-Meter & Reg Instllns	Retirement	1989	1926	(289.00)
G382.00-Meter & Reg Instllns	Retirement	1994	1956	(290.00)
G382.00-Meter & Reg Instllns	Retirement	1978	1951	(290.00)
G382.00-Meter & Reg Instllns	Retirement	1970	1945	(290.00)
G382.00-Meter & Reg Instllns	Retirement	2000	1943	(338.33)
G382.00-Meter & Reg Instllns	Retirement	1983	1943	(17.00)
G382.00-Meter & Reg Instllns	Retirement	1980	1943	(17.00)
G382.00-Meter & Reg Instllns	Retirement	1988	1948	(339.00)
G382.00-Meter & Reg Instllns	Retirement	1963	1945	(339.00)
G382.00-Meter & Reg Instllns	Retirement	1976	1940	(17.00)
G382.00-Meter & Reg Instllns	Retirement	1964	1935	(17.00)
G382.00-Meter & Reg Instllns	Retirement	1972	1934	(17.00)
G382.00-Meter & Reg Instllns	Retirement	1995	1931	(17.00)
G382.00-Meter & Reg Instllns	Retirement	1987	1920	(17.00)

GRC Depr Study Transactional Data

hist acct	tran code	activity year	vintage	amount
G382.00-Meter & Reg Instllns	Retirement	1977	1920	(17.00)
G382.00-Meter & Reg Instllns	Retirement	1974	1920	(17.00)
G382.00-Meter & Reg Instllns	Retirement	1970	1920	(17.00)
G382.00-Meter & Reg Instllns	Retirement	2007	1985	(51,335.75)
G382.00-Meter & Reg Instllns	Retirement	1965	1917	(17.00)
G382.00-Meter & Reg Instllns	Retirement	1987	1949	(340.00)
G382.00-Meter & Reg Instllns	Retirement	1997	1942	(340.00)
G382.00-Meter & Reg Instllns	Retirement	2020	1990	(51,429.11)
G382.00-Meter & Reg Instllns	Retirement	1991	1958	(396.00)
G382.00-Meter & Reg Instllns	Retirement	1965	1955	(396.00)
G382.00-Meter & Reg Instllns	Retirement	1978	1934	(32.00)
G382.00-Meter & Reg Instllns	Retirement	1985	1930	(32.00)
G382.00-Meter & Reg Instllns	Retirement	1978	1930	(32.00)
G382.00-Meter & Reg Instllns	Retirement	1973	1927	(32.00)
G382.00-Meter & Reg Instllns	Retirement	1976	1922	(32.00)
G382.00-Meter & Reg Instllns	Retirement	1983	1921	(32.00)
G382.00-Meter & Reg Instllns	Retirement	1986	1950	(398.00)
G382.00-Meter & Reg Instllns	Retirement	1994	1969	(51,643.00)
G382.00-Meter & Reg Instllns	Retirement	1987	1951	(460.00)
G382.00-Meter & Reg Instllns	Retirement	1960	1945	(460.00)
G382.00-Meter & Reg Instllns	Retirement	2009	1945	(462.79)
G382.00-Meter & Reg Instllns	Retirement	1970	1949	(463.00)
G382.00-Meter & Reg Instllns	Retirement	1998	1941	(463.00)
G382.00-Meter & Reg Instllns	Retirement	2007	1982	(19,645.83)
G382.00-Meter & Reg Instllns	Retirement	1998	1993	(531.00)
G382.00-Meter & Reg Instllns	Retirement	2000	1938	(531.10)
G382.00-Meter & Reg Instllns	Retirement	1972	1958	(532.00)
G382.00-Meter & Reg Instllns	Retirement	1999	1978	(19,673.42)
G382.00-Meter & Reg Instllns	Retirement	1952	1945	(33.00)
G382.00-Meter & Reg Instllns	Retirement	1978	1941	(33.00)
G382.00-Meter & Reg Instllns	Retirement	1955	1940	(33.00)
G382.00-Meter & Reg Instllns	Retirement	1950	1940	(33.00)
G382.00-Meter & Reg Instllns	Retirement	1949	1940	(33.00)
G382.00-Meter & Reg Instllns	Retirement	1998	1942	(533.00)
G382.00-Meter & Reg Instllns	Retirement	1982	1939	(33.00)
G382.00-Meter & Reg Instllns	Retirement	1981	1944	(50.00)
G382.00-Meter & Reg Instllns	Retirement	1978	1944	(50.00)
G382.00-Meter & Reg Instllns	Retirement	1976	1944	(50.00)
G382.00-Meter & Reg Instllns	Retirement	1963	1942	(50.00)
G382.00-Meter & Reg Instllns	Retirement	1984	1940	(50.00)
G382.00-Meter & Reg Instllns	Retirement	1974	1940	(50.00)
G382.00-Meter & Reg Instllns	Retirement	1953	1940	(50.00)

GRC Depr Study Transactional Data

hist acct	tran code	activity year	vintage	amount
G382.00-Meter & Reg Instllns	Retirement	1984	1935	(50.00)
G382.00-Meter & Reg Instllns	Retirement	1970	1922	(50.00)
G382.00-Meter & Reg Instllns	Retirement	1964	1921	(50.00)
G382.00-Meter & Reg Instllns	Retirement	2013	2011	(19,710.68)
G382.00-Meter & Reg Instllns	Retirement	1974	1956	(617.00)
G382.00-Meter & Reg Instllns	Retirement	2004	1937	(708.93)
G382.00-Meter & Reg Instllns	Retirement	1987	1942	(51.00)
G382.00-Meter & Reg Instllns	Retirement	1976	1971	(710.00)
G382.00-Meter & Reg Instllns	Retirement	1977	1941	(51.00)
G382.00-Meter & Reg Instllns	Retirement	1990	1930	(51.00)
G382.00-Meter & Reg Instllns	Retirement	2015	2013	(23,319.82)
G382.00-Meter & Reg Instllns	Retirement	1969	1964	(711.00)
G382.00-Meter & Reg Instllns	Retirement	1960	1948	(711.00)
G382.00-Meter & Reg Instllns	Retirement	1981	1969	(968.00)
G382.00-Meter & Reg Instllns	Retirement	2002	1997	(711.38)
G382.00-Meter & Reg Instllns	Retirement	1988	1954	(712.00)
G382.00-Meter & Reg Instllns	Retirement	1962	1950	(713.00)
G382.00-Meter & Reg Instllns	Retirement	1969	1934	(71.00)
G382.00-Meter & Reg Instllns	Retirement	1973	1928	(71.00)
G382.00-Meter & Reg Instllns	Retirement	1962	1926	(71.00)
G382.00-Meter & Reg Instllns	Retirement	1969	1925	(71.00)
G382.00-Meter & Reg Instllns	Retirement	1953	1920	(71.00)
G382.00-Meter & Reg Instllns	Retirement	1981	1951	(243.00)
G382.00-Meter & Reg Instllns	Retirement	1977	1949	(243.00)
G382.00-Meter & Reg Instllns	Retirement	1960	1960	(205.00)
G382.00-Meter & Reg Instllns	Retirement	1975	1968	(244.00)
G382.00-Meter & Reg Instllns	Retirement	1990	1941	(244.00)
G382.00-Meter & Reg Instllns	Retirement	1997	1955	(205.00)
G382.00-Meter & Reg Instllns	Retirement	1995	1935	(291.00)
G382.00-Meter & Reg Instllns	Retirement	1986	1939	(72.00)
G382.00-Meter & Reg Instllns	Retirement	1966	1932	(72.00)
G382.00-Meter & Reg Instllns	Retirement	1955	1932	(72.00)
G382.00-Meter & Reg Instllns	Retirement	1966	1930	(72.00)
G382.00-Meter & Reg Instllns	Retirement	1961	1930	(72.00)
G382.00-Meter & Reg Instllns	Retirement	1963	1946	(205.00)
G382.00-Meter & Reg Instllns	Retirement	1947	1930	(72.00)
G382.00-Meter & Reg Instllns	Retirement	1956	1921	(72.00)
G382.00-Meter & Reg Instllns	Retirement	1954	1921	(72.00)
G382.00-Meter & Reg Instllns	Retirement	1953	1921	(72.00)
G382.00-Meter & Reg Instllns	Retirement	1983	1955	(292.00)
G382.00-Meter & Reg Instllns	Retirement	1961	1946	(205.00)
G382.00-Meter & Reg Instllns	Retirement	2018	1997	(23,463.69)

GRC Depr Study Transactional Data

hist acct	tran code	activity year	vintage	amount
G382.00-Meter & Reg Instllns	Retirement	1955	1954	(293.00)
G382.00-Meter & Reg Instllns	Retirement	1972	1949	(293.00)
G382.00-Meter & Reg Instllns	Retirement	1985	1948	(293.00)
G382.00-Meter & Reg Instllns	Retirement	1963	1947	(293.00)
G382.00-Meter & Reg Instllns	Retirement	1977	1957	(341.00)
G382.00-Meter & Reg Instllns	Retirement	1965	1930	(205.00)
G382.00-Meter & Reg Instllns	Retirement	2003	1980	(95.76)
G382.00-Meter & Reg Instllns	Retirement	1968	1936	(96.00)
G382.00-Meter & Reg Instllns	Retirement	1961	1934	(96.00)
G382.00-Meter & Reg Instllns	Retirement	1952	1934	(96.00)
G382.00-Meter & Reg Instllns	Retirement	1971	1929	(96.00)
G382.00-Meter & Reg Instllns	Retirement	1962	1928	(96.00)
G382.00-Meter & Reg Instllns	Retirement	1951	1930	(205.00)
G382.00-Meter & Reg Instllns	Retirement	1979	1956	(343.00)
G382.00-Meter & Reg Instllns	Retirement	1978	1952	(343.00)
G382.00-Meter & Reg Instllns	Retirement	1977	1952	(343.00)
G382.00-Meter & Reg Instllns	Retirement	1960	1925	(343.00)
G382.00-Meter & Reg Instllns	Retirement	2008	1976	(67,001.69)
G382.00-Meter & Reg Instllns	Retirement	2018	1989	(23,501.49)
G382.00-Meter & Reg Instllns	Retirement	1957	1949	(344.00)
G382.00-Meter & Reg Instllns	Retirement	1968	1947	(344.00)
G382.00-Meter & Reg Instllns	Retirement	1999	1944	(399.03)
G382.00-Meter & Reg Instllns	Retirement	1986	1976	(400.00)
G382.00-Meter & Reg Instllns	Retirement	1986	1953	(400.00)
G382.00-Meter & Reg Instllns	Retirement	1994	1974	(67,137.00)
G382.00-Meter & Reg Instllns	Retirement	2005	1945	(400.03)
G382.00-Meter & Reg Instllns	Retirement	1967	1956	(401.00)
G382.00-Meter & Reg Instllns	Retirement	1983	1958	(402.00)
G382.00-Meter & Reg Instllns	Retirement	1984	1952	(402.00)
G382.00-Meter & Reg Instllns	Retirement	1982	1958	(464.00)
G382.00-Meter & Reg Instllns	Retirement	1957	1921	(122.00)
G382.00-Meter & Reg Instllns	Retirement	1993	1967	(67,243.00)
G382.00-Meter & Reg Instllns	Retirement	2005	1974	(27,765.87)
G382.00-Meter & Reg Instllns	Retirement	2012	1989	(27,780.06)
G382.00-Meter & Reg Instllns	Retirement	1991	1977	(467.00)
G382.00-Meter & Reg Instllns	Retirement	1988	1957	(536.00)
G382.00-Meter & Reg Instllns	Retirement	1969	1949	(536.00)
G382.00-Meter & Reg Instllns	Retirement	1996	1990	(123.00)
G382.00-Meter & Reg Instllns	Retirement	1970	1940	(123.00)
G382.00-Meter & Reg Instllns	Retirement	1998	1939	(123.00)
G382.00-Meter & Reg Instllns	Retirement	1988	1938	(123.00)
G382.00-Meter & Reg Instllns	Retirement	1996	1926	(123.00)

GRC Depr Study Transactional Data

hist acct	tran code	activity year	vintage	amount
G382.00-Meter & Reg Instllns	Retirement	1958	1924	(123.00)
G382.00-Meter & Reg Instllns	Retirement	1975	1959	(537.00)
G382.00-Meter & Reg Instllns	Retirement	1986	1955	(538.00)
G382.00-Meter & Reg Instllns	Retirement	1968	1949	(538.00)
G382.00-Meter & Reg Instllns	Retirement	2009	1999	(67,444.94)
G382.00-Meter & Reg Instllns	Retirement	1948	1946	(153.00)
G382.00-Meter & Reg Instllns	Retirement	1973	1938	(153.00)
G382.00-Meter & Reg Instllns	Retirement	1984	1955	(539.00)
G382.00-Meter & Reg Instllns	Retirement	1961	1957	(620.00)
G382.00-Meter & Reg Instllns	Retirement	1962	1941	(620.00)
G382.00-Meter & Reg Instllns	Retirement	1990	1951	(621.00)
G382.00-Meter & Reg Instllns	Retirement	1950	1922	(154.00)
G382.00-Meter & Reg Instllns	Retirement	2004	1939	(621.05)
G382.00-Meter & Reg Instllns	Retirement	2007	1957	(27,965.06)
G382.00-Meter & Reg Instllns	Retirement	1960	1947	(622.00)
G382.00-Meter & Reg Instllns	Retirement	1983	1961	(623.00)
G382.00-Meter & Reg Instllns	Retirement	1987	1953	(623.00)
G382.00-Meter & Reg Instllns	Retirement	2010	1959	(27,986.03)
G382.00-Meter & Reg Instllns	Retirement	2018	2010	(67,832.31)
G382.00-Meter & Reg Instllns	Retirement	1957	1939	(155.00)
G382.00-Meter & Reg Instllns	Retirement	1959	1934	(155.00)
G382.00-Meter & Reg Instllns	Retirement	1958	1934	(155.00)
G382.00-Meter & Reg Instllns	Retirement	2008	1933	(714.93)
G382.00-Meter & Reg Instllns	Retirement	1987	1965	(716.00)
G382.00-Meter & Reg Instllns	Retirement	2016	1985	(33,295.91)
G382.00-Meter & Reg Instllns	Retirement	1994	1951	(717.00)
G382.00-Meter & Reg Instllns	Retirement	1973	1950	(717.00)
G382.00-Meter & Reg Instllns	Retirement	1992	1987	(718.00)
G382.00-Meter & Reg Instllns	Retirement	1956	1947	(718.00)
G382.00-Meter & Reg Instllns	Retirement	1980	1953	(245.00)
G382.00-Meter & Reg Instllns	Retirement	1966	1947	(245.00)
G382.00-Meter & Reg Instllns	Retirement	1957	1946	(245.00)
G382.00-Meter & Reg Instllns	Retirement	2020	1993	(33,345.19)
G382.00-Meter & Reg Instllns	Retirement	1994	1954	(246.00)
G382.00-Meter & Reg Instllns	Retirement	1989	1937	(246.00)
G382.00-Meter & Reg Instllns	Retirement	1975	1942	(5.00)
G382.00-Meter & Reg Instllns	Retirement	1953	1942	(5.00)
G382.00-Meter & Reg Instllns	Retirement	1975	1941	(5.00)
G382.00-Meter & Reg Instllns	Retirement	1967	1917	(5.00)
G382.00-Meter & Reg Instllns	Retirement	1962	1917	(5.00)
G382.00-Meter & Reg Instllns	Retirement	1951	1917	(5.00)
G382.00-Meter & Reg Instllns	Retirement	1948	1917	(5.00)

GRC Depr Study Transactional Data

hist acct	tran code	activity year	vintage	amount
G382.00-Meter & Reg Instllns	Retirement	1964	1916	(5.00)
G382.00-Meter & Reg Instllns	Retirement	1961	1916	(5.00)
G382.00-Meter & Reg Instllns	Retirement	1958	1916	(5.00)
G382.00-Meter & Reg Instllns	Retirement	1995	1990	(247.00)
G382.00-Meter & Reg Instllns	Retirement	1997	1956	(247.00)
G382.00-Meter & Reg Instllns	Retirement	1952	1916	(5.00)
G382.00-Meter & Reg Instllns	Retirement	1996	1950	(247.00)
G382.00-Meter & Reg Instllns	Retirement	1951	1916	(5.00)
G382.00-Meter & Reg Instllns	Retirement	1950	1916	(5.00)
G382.00-Meter & Reg Instllns	Retirement	2004	1972	(121,848.49)
G382.00-Meter & Reg Instllns	Retirement	2000	1939	(293.45)
G382.00-Meter & Reg Instllns	Retirement	1971	1971	(294.00)
G382.00-Meter & Reg Instllns	Retirement	1966	1938	(294.00)
G382.00-Meter & Reg Instllns	Retirement	1974	1955	(186.00)
G382.00-Meter & Reg Instllns	Retirement	2002	1937	(294.82)
G382.00-Meter & Reg Instllns	Retirement	1953	1948	(296.00)
G382.00-Meter & Reg Instllns	Retirement	2008	1931	(17.76)
G382.00-Meter & Reg Instllns	Retirement	1959	1937	(186.00)
G382.00-Meter & Reg Instllns	Retirement	1981	1935	(18.00)
G382.00-Meter & Reg Instllns	Retirement	1976	1952	(345.00)
G382.00-Meter & Reg Instllns	Retirement	1988	1934	(18.00)
G382.00-Meter & Reg Instllns	Retirement	1991	1933	(18.00)
G382.00-Meter & Reg Instllns	Retirement	2013	1978	(33,548.73)
G382.00-Meter & Reg Instllns	Retirement	1990	1933	(18.00)
G382.00-Meter & Reg Instllns	Retirement	1970	1933	(18.00)
G382.00-Meter & Reg Instllns	Retirement	1969	1933	(18.00)
G382.00-Meter & Reg Instllns	Retirement	1954	1933	(18.00)
G382.00-Meter & Reg Instllns	Retirement	1990	1932	(18.00)
G382.00-Meter & Reg Instllns	Retirement	1986	1932	(18.00)
G382.00-Meter & Reg Instllns	Retirement	1979	1932	(18.00)
G382.00-Meter & Reg Instllns	Retirement	1976	1932	(18.00)
G382.00-Meter & Reg Instllns	Retirement	1988	1923	(18.00)
G382.00-Meter & Reg Instllns	Retirement	1963	1918	(18.00)
G382.00-Meter & Reg Instllns	Retirement	1950	1930	(186.00)
G382.00-Meter & Reg Instllns	Retirement	1949	1918	(18.00)
G382.00-Meter & Reg Instllns	Retirement	2002	1936	(346.47)
G382.00-Meter & Reg Instllns	Retirement	1959	1946	(347.00)
G382.00-Meter & Reg Instllns	Retirement	1994	1989	(403.00)
G382.00-Meter & Reg Instllns	Retirement	1988	1975	(403.00)
G382.00-Meter & Reg Instllns	Retirement	1980	1959	(403.00)
G382.00-Meter & Reg Instllns	Retirement	1957	1951	(403.00)
G382.00-Meter & Reg Instllns	Retirement	1982	1934	(33.00)

GRC Depr Study Transactional Data

hist acct	tran code	activity year	vintage	amount
G382.00-Meter & Reg Instllns	Retirement	1981	1934	(33.00)
G382.00-Meter & Reg Instllns	Retirement	1991	1989	(404.00)
G382.00-Meter & Reg Instllns	Retirement	1999	1942	(969.91)
G382.00-Meter & Reg Instllns	Retirement	1980	1934	(33.00)
G382.00-Meter & Reg Instllns	Retirement	1978	1929	(33.00)
G382.00-Meter & Reg Instllns	Retirement	1976	1925	(33.00)
G382.00-Meter & Reg Instllns	Retirement	1989	1920	(33.00)
G382.00-Meter & Reg Instllns	Retirement	1972	1950	(405.00)
G382.00-Meter & Reg Instllns	Retirement	1964	1949	(405.00)
G382.00-Meter & Reg Instllns	Retirement	2009	1933	(405.92)
G382.00-Meter & Reg Instllns	Retirement	1994	1926	(406.00)
G382.00-Meter & Reg Instllns	Retirement	1971	1951	(970.00)
G382.00-Meter & Reg Instllns	Retirement	1979	1977	(468.00)
G382.00-Meter & Reg Instllns	Retirement	1963	1941	(468.00)
G382.00-Meter & Reg Instllns	Retirement	1992	1982	(469.00)
G382.00-Meter & Reg Instllns	Retirement	1973	1973	(469.00)
G382.00-Meter & Reg Instllns	Retirement	1984	1953	(469.00)
G382.00-Meter & Reg Instllns	Retirement	1967	1953	(469.00)
G382.00-Meter & Reg Instllns	Retirement	2004	1927	(33.46)
G382.00-Meter & Reg Instllns	Retirement	1975	1961	(34.00)
G382.00-Meter & Reg Instllns	Retirement	1979	1943	(34.00)
G382.00-Meter & Reg Instllns	Retirement	1976	1943	(34.00)
G382.00-Meter & Reg Instllns	Retirement	1972	1943	(34.00)
G382.00-Meter & Reg Instllns	Retirement	1976	1941	(34.00)
G382.00-Meter & Reg Instllns	Retirement	1991	1939	(34.00)
G382.00-Meter & Reg Instllns	Retirement	1988	1930	(34.00)
G382.00-Meter & Reg Instllns	Retirement	1974	1952	(540.00)
G382.00-Meter & Reg Instllns	Retirement	1980	1926	(34.00)
G382.00-Meter & Reg Instllns	Retirement	1968	1920	(34.00)
G382.00-Meter & Reg Instllns	Retirement	1961	1951	(542.00)
G382.00-Meter & Reg Instllns	Retirement	2009	1964	(542.70)
G382.00-Meter & Reg Instllns	Retirement	2007	1963	(40,902.47)
G382.00-Meter & Reg Instllns	Retirement	2004	1936	(624.98)
G382.00-Meter & Reg Instllns	Retirement	1986	1971	(627.00)
G382.00-Meter & Reg Instllns	Retirement	1994	1948	(628.00)
G382.00-Meter & Reg Instllns	Retirement	2007	1958	(41,100.02)
G382.00-Meter & Reg Instllns	Retirement	1983	1976	(629.00)
G382.00-Meter & Reg Instllns	Retirement	1967	1949	(629.00)
G382.00-Meter & Reg Instllns	Retirement	1978	1955	(630.00)
G382.00-Meter & Reg Instllns	Retirement	1958	1954	(719.00)
G382.00-Meter & Reg Instllns	Retirement	1983	1945	(52.00)
G382.00-Meter & Reg Instllns	Retirement	1981	1945	(52.00)

GRC Depr Study Transactional Data

hist acct	tran code	activity year	vintage	amount
G382.00-Meter & Reg Instllns	Retirement	1990	1943	(52.00)
G382.00-Meter & Reg Instllns	Retirement	1988	1943	(52.00)
G382.00-Meter & Reg Instllns	Retirement	1962	1934	(52.00)
G382.00-Meter & Reg Instllns	Retirement	1955	1934	(52.00)
G382.00-Meter & Reg Instllns	Retirement	1966	1952	(720.00)
G382.00-Meter & Reg Instllns	Retirement	1953	1934	(52.00)
G382.00-Meter & Reg Instllns	Retirement	1986	1927	(52.00)
G382.00-Meter & Reg Instllns	Retirement	1984	1927	(52.00)
G382.00-Meter & Reg Instllns	Retirement	2007	1988	(51,831.10)
G382.00-Meter & Reg Instllns	Retirement	1984	1975	(723.00)
G382.00-Meter & Reg Instllns	Retirement	1973	1952	(724.00)
G382.00-Meter & Reg Instllns	Retirement	1990	1975	(725.00)
G382.00-Meter & Reg Instllns	Retirement	1961	1929	(248.00)
G382.00-Meter & Reg Instllns	Retirement	2000	1933	(72.72)
G382.00-Meter & Reg Instllns	Retirement	1967	1943	(73.00)
G382.00-Meter & Reg Instllns	Retirement	1957	1943	(73.00)
G382.00-Meter & Reg Instllns	Retirement	1951	1943	(73.00)
G382.00-Meter & Reg Instllns	Retirement	1962	1942	(73.00)
G382.00-Meter & Reg Instllns	Retirement	1982	1959	(249.00)
G382.00-Meter & Reg Instllns	Retirement	1958	1948	(249.00)
G382.00-Meter & Reg Instllns	Retirement	1990	1947	(249.00)
G382.00-Meter & Reg Instllns	Retirement	1986	1940	(73.00)
G382.00-Meter & Reg Instllns	Retirement	1981	1940	(73.00)
G382.00-Meter & Reg Instllns	Retirement	1979	1940	(73.00)
G382.00-Meter & Reg Instllns	Retirement	1979	1938	(73.00)
G382.00-Meter & Reg Instllns	Retirement	1983	1936	(73.00)
G382.00-Meter & Reg Instllns	Retirement	1949	1932	(73.00)
G382.00-Meter & Reg Instllns	Retirement	1952	1924	(250.00)
G382.00-Meter & Reg Instllns	Retirement	2020	2002	(52,246.62)
G382.00-Meter & Reg Instllns	Retirement	1973	1949	(297.00)
G382.00-Meter & Reg Instllns	Retirement	2004	1973	(52,336.67)
G382.00-Meter & Reg Instllns	Retirement	2002	1944	(297.70)
G382.00-Meter & Reg Instllns	Retirement	1982	1964	(298.00)
G382.00-Meter & Reg Instllns	Retirement	1981	1954	(298.00)
G382.00-Meter & Reg Instllns	Retirement	1995	1940	(298.00)
G382.00-Meter & Reg Instllns	Retirement	1996	1963	(97.00)
G382.00-Meter & Reg Instllns	Retirement	1982	1953	(97.00)
G382.00-Meter & Reg Instllns	Retirement	1949	1948	(97.00)
G382.00-Meter & Reg Instllns	Retirement	1981	1947	(97.00)
G382.00-Meter & Reg Instllns	Retirement	1970	1944	(97.00)
G382.00-Meter & Reg Instllns	Retirement	1990	1940	(97.00)
G382.00-Meter & Reg Instllns	Retirement	1967	1937	(97.00)

GRC Depr Study Transactional Data

hist acct	tran code	activity year	vintage	amount
G382.00-Meter & Reg Instllns	Retirement	1970	1936	(97.00)
G382.00-Meter & Reg Instllns	Retirement	1958	1933	(97.00)
G382.00-Meter & Reg Instllns	Retirement	1953	1933	(97.00)
G382.00-Meter & Reg Instllns	Retirement	1989	1932	(97.00)
G382.00-Meter & Reg Instllns	Retirement	2001	1945	(298.06)
G382.00-Meter & Reg Instllns	Retirement	1947	1932	(97.00)
G382.00-Meter & Reg Instllns	Retirement	1958	1928	(97.00)
G382.00-Meter & Reg Instllns	Retirement	1951	1928	(97.00)
G382.00-Meter & Reg Instllns	Retirement	1947	1944	(348.00)
G382.00-Meter & Reg Instllns	Retirement	2013	1986	(75,040.57)
G382.00-Meter & Reg Instllns	Retirement	1980	1954	(349.00)
G382.00-Meter & Reg Instllns	Retirement	2013	1993	(52,671.49)
G382.00-Meter & Reg Instllns	Retirement	1956	1953	(350.00)
G382.00-Meter & Reg Instllns	Retirement	2011	1954	(19,817.92)
G382.00-Meter & Reg Instllns	Retirement	2001	1974	(75,270.36)
G382.00-Meter & Reg Instllns	Retirement	1996	1954	(98.00)
G382.00-Meter & Reg Instllns	Retirement	1981	1948	(98.00)
G382.00-Meter & Reg Instllns	Retirement	1949	1945	(98.00)
G382.00-Meter & Reg Instllns	Retirement	1978	1939	(98.00)
G382.00-Meter & Reg Instllns	Retirement	1995	1942	(408.00)
G382.00-Meter & Reg Instllns	Retirement	2017	2006	(19,852.24)
G382.00-Meter & Reg Instllns	Retirement	1970	1950	(409.00)
G382.00-Meter & Reg Instllns	Retirement	2014	2000	(19,863.44)
G382.00-Meter & Reg Instllns	Retirement	1987	1959	(410.00)
G382.00-Meter & Reg Instllns	Retirement	1977	1955	(410.00)
G382.00-Meter & Reg Instllns	Retirement	1978	1953	(410.00)
G382.00-Meter & Reg Instllns	Retirement	1961	1941	(124.00)
G382.00-Meter & Reg Instllns	Retirement	1962	1937	(124.00)
G382.00-Meter & Reg Instllns	Retirement	1957	1930	(124.00)
G382.00-Meter & Reg Instllns	Retirement	1977	1972	(472.00)
G382.00-Meter & Reg Instllns	Retirement	1988	1958	(472.00)
G382.00-Meter & Reg Instllns	Retirement	1987	1958	(472.00)
G382.00-Meter & Reg Instllns	Retirement	1998	1969	(19,910.00)
G382.00-Meter & Reg Instllns	Retirement	1965	1951	(473.00)
G382.00-Meter & Reg Instllns	Retirement	2007	1939	(1,010.08)
G382.00-Meter & Reg Instllns	Retirement	1985	1951	(474.00)
G382.00-Meter & Reg Instllns	Retirement	1970	1937	(125.00)
G382.00-Meter & Reg Instllns	Retirement	1976	1960	(475.00)
G382.00-Meter & Reg Instllns	Retirement	1977	1958	(475.00)
G382.00-Meter & Reg Instllns	Retirement	1958	1936	(125.00)
G382.00-Meter & Reg Instllns	Retirement	1951	1926	(125.00)
G382.00-Meter & Reg Instllns	Retirement	1973	1961	(545.00)

GRC Depr Study Transactional Data

hist acct	tran code	activity year	vintage	amount
G382.00-Meter & Reg Instllns	Retirement	1960	1953	(545.00)
G382.00-Meter & Reg Instllns	Retirement	1966	1942	(545.00)
G382.00-Meter & Reg Instllns	Retirement	1996	1966	(19,952.00)
G382.00-Meter & Reg Instllns	Retirement	1999	1940	(545.17)
G382.00-Meter & Reg Instllns	Retirement	1982	1960	(546.00)
G382.00-Meter & Reg Instllns	Retirement	2015	1979	(13,602.83)
G382.00-Meter & Reg Instllns	Retirement	2009	1935	(546.47)
G382.00-Meter & Reg Instllns	Retirement	1977	1959	(547.00)
G382.00-Meter & Reg Instllns	Retirement	1971	1948	(547.00)
G382.00-Meter & Reg Instllns	Retirement	1995	1937	(547.00)
G382.00-Meter & Reg Instllns	Retirement	2009	1959	(19,975.94)
G382.00-Meter & Reg Instllns	Retirement	1947	1936	(548.00)
G382.00-Meter & Reg Instllns	Retirement	1958	1956	(549.00)
G382.00-Meter & Reg Instllns	Retirement	1967	1942	(549.00)
G382.00-Meter & Reg Instllns	Retirement	2013	1989	(13,649.03)
G382.00-Meter & Reg Instllns	Retirement	1988	1961	(631.00)
G382.00-Meter & Reg Instllns	Retirement	2010	1983	(19,992.71)
G382.00-Meter & Reg Instllns	Retirement	2018	1994	(19,994.19)
G382.00-Meter & Reg Instllns	Retirement	2011	1952	(13,673.24)
G382.00-Meter & Reg Instllns	Retirement	1979	1961	(633.00)
G382.00-Meter & Reg Instllns	Retirement	1991	1986	(187.00)
G382.00-Meter & Reg Instllns	Retirement	2010	1939	(634.72)
G382.00-Meter & Reg Instllns	Retirement	1954	1930	(187.00)
G382.00-Meter & Reg Instllns	Retirement	1986	1963	(728.00)
G382.00-Meter & Reg Instllns	Retirement	2004	1943	(728.30)
G382.00-Meter & Reg Instllns	Retirement	2010	1985	(103,158.51)
G382.00-Meter & Reg Instllns	Retirement	2015	2006	(16,205.70)
G382.00-Meter & Reg Instllns	Retirement	2019	2003	(103,161.96)
G382.00-Meter & Reg Instllns	Retirement	1974	1957	(251.00)
G382.00-Meter & Reg Instllns	Retirement	1960	1939	(251.00)
G382.00-Meter & Reg Instllns	Retirement	1972	1970	(252.00)
G382.00-Meter & Reg Instllns	Retirement	1994	1955	(252.00)
G382.00-Meter & Reg Instllns	Retirement	1951	1946	(252.00)
G382.00-Meter & Reg Instllns	Retirement	1974	1943	(252.00)
G382.00-Meter & Reg Instllns	Retirement	2010	1990	(16,265.16)
G382.00-Meter & Reg Instllns	Retirement	1962	1946	(253.00)
G382.00-Meter & Reg Instllns	Retirement	1997	1940	(253.00)
G382.00-Meter & Reg Instllns	Retirement	1956	1929	(253.00)
G382.00-Meter & Reg Instllns	Retirement	2009	1983	(298.40)
G382.00-Meter & Reg Instllns	Retirement	2008	1983	(298.40)
G382.00-Meter & Reg Instllns	Retirement	2006	1983	(298.40)
G382.00-Meter & Reg Instllns	Retirement	1979	1954	(300.00)

GRC Depr Study Transactional Data

hist acct	tran code	activity year	vintage	amount
G382.00-Meter & Reg Instllns	Retirement	2014	1956	(7,536.90)
G382.00-Meter & Reg Instllns	Retirement	1960	1923	(301.00)
G382.00-Meter & Reg Instllns	Retirement	2008	2001	(7,551.72)
G382.00-Meter & Reg Instllns	Retirement	1999	1937	(301.81)
G382.00-Meter & Reg Instllns	Retirement	1997	1974	(7,553.00)
G382.00-Meter & Reg Instllns	Retirement	1977	1956	(302.00)
G382.00-Meter & Reg Instllns	Retirement	1958	1938	(351.00)
G382.00-Meter & Reg Instllns	Retirement	1959	1926	(351.00)
G382.00-Meter & Reg Instllns	Retirement	1994	1921	(23,737.00)
G382.00-Meter & Reg Instllns	Retirement	1986	1977	(936.00)
G382.00-Meter & Reg Instllns	Retirement	1993	1982	(352.00)
G382.00-Meter & Reg Instllns	Retirement	1972	1948	(352.00)
G382.00-Meter & Reg Instllns	Retirement	2004	1996	(7,566.33)
G382.00-Meter & Reg Instllns	Retirement	1998	1961	(353.00)
G382.00-Meter & Reg Instllns	Retirement	1970	1948	(353.00)
G382.00-Meter & Reg Instllns	Retirement	1972	1947	(353.00)
G382.00-Meter & Reg Instllns	Retirement	1957	1947	(353.00)
G382.00-Meter & Reg Instllns	Retirement	1960	1946	(353.00)
G382.00-Meter & Reg Instllns	Retirement	1972	1972	(354.00)
G382.00-Meter & Reg Instllns	Retirement	1979	1957	(354.00)
G382.00-Meter & Reg Instllns	Retirement	2016	2003	(28,078.58)
G382.00-Meter & Reg Instllns	Retirement	1996	1953	(411.00)
G382.00-Meter & Reg Instllns	Retirement	2015	2000	(8,658.48)
G382.00-Meter & Reg Instllns	Retirement	2007	1964	(124,909.82)
G382.00-Meter & Reg Instllns	Retirement	2001	1944	(411.72)
G382.00-Meter & Reg Instllns	Retirement	2018	2012	(290,584.75)
G382.00-Meter & Reg Instllns	Retirement	1996	1968	(8,669.00)
G382.00-Meter & Reg Instllns	Retirement	2000	1982	(8,684.49)
G382.00-Meter & Reg Instllns	Retirement	1996	1965	(414.00)
G382.00-Meter & Reg Instllns	Retirement	1966	1937	(414.00)
G382.00-Meter & Reg Instllns	Retirement	1974	1966	(477.00)
G382.00-Meter & Reg Instllns	Retirement	1984	1965	(477.00)
G382.00-Meter & Reg Instllns	Retirement	2007	1980	(478.79)
G382.00-Meter & Reg Instllns	Retirement	1956	1941	(479.00)
G382.00-Meter & Reg Instllns	Retirement	1965	1957	(480.00)
G382.00-Meter & Reg Instllns	Retirement	1985	1947	(480.00)
G382.00-Meter & Reg Instllns	Retirement	1991	1979	(550.00)
G382.00-Meter & Reg Instllns	Retirement	1980	1979	(550.00)
G382.00-Meter & Reg Instllns	Retirement	2003	1936	(550.24)
G382.00-Meter & Reg Instllns	Retirement	2005	2004	(550.37)
G382.00-Meter & Reg Instllns	Retirement	1951	1950	(551.00)
G382.00-Meter & Reg Instllns	Retirement	1994	1988	(552.00)

GRC Depr Study Transactional Data

hist acct	tran code	activity year	vintage	amount
G382.00-Meter & Reg Instllns	Retirement	1991	1988	(552.00)
G382.00-Meter & Reg Instllns	Retirement	1997	1949	(552.00)
G382.00-Meter & Reg Instllns	Retirement	1976	1962	(553.00)
G382.00-Meter & Reg Instllns	Retirement	1997	1957	(553.00)
G382.00-Meter & Reg Instllns	Retirement	1990	1953	(553.00)
G382.00-Meter & Reg Instllns	Retirement	1959	1957	(554.00)
G382.00-Meter & Reg Instllns	Retirement	1976	1967	(638.00)
G382.00-Meter & Reg Instllns	Retirement	1967	1954	(638.00)
G382.00-Meter & Reg Instllns	Retirement	1952	1948	(639.00)
G382.00-Meter & Reg Instllns	Retirement	1980	1977	(936.00)
G382.00-Meter & Reg Instllns	Retirement	1974	1959	(732.00)
G382.00-Meter & Reg Instllns	Retirement	1973	1954	(732.00)
G382.00-Meter & Reg Instllns	Retirement	1976	1965	(733.00)
G382.00-Meter & Reg Instllns	Retirement	2009	1940	(733.41)
G382.00-Meter & Reg Instllns	Retirement	2005	1944	(734.74)
G382.00-Meter & Reg Instllns	Retirement	2016	1987	(11,684.08)
G382.00-Meter & Reg Instllns	Retirement	1972	1961	(735.00)
G382.00-Meter & Reg Instllns	Retirement	2017	1987	(11,684.08)
G382.00-Meter & Reg Instllns	Retirement	2018	1987	(11,684.10)
G382.00-Meter & Reg Instllns	Retirement	1999	1973	(33,802.39)
G382.00-Meter & Reg Instllns	Retirement	1981	1970	(736.00)
G382.00-Meter & Reg Instllns	Retirement	1979	1953	(736.00)
G382.00-Meter & Reg Instllns	Retirement	2013	1985	(296,049.61)
G382.00-Meter & Reg Instllns	Retirement	1981	1967	(737.00)
G382.00-Meter & Reg Instllns	Retirement	1991	1959	(738.00)
G382.00-Meter & Reg Instllns	Retirement	1964	1925	(253.00)
G382.00-Meter & Reg Instllns	Retirement	2000	1989	(11,707.66)
G382.00-Meter & Reg Instllns	Retirement	2007	1981	(11,710.70)
G382.00-Meter & Reg Instllns	Retirement	1961	1926	(188.00)
G382.00-Meter & Reg Instllns	Retirement	2010	1987	(104,101.76)
G382.00-Meter & Reg Instllns	Retirement	2003	1935	(254.61)
G382.00-Meter & Reg Instllns	Retirement	1961	1961	(255.00)
G382.00-Meter & Reg Instllns	Retirement	1964	1942	(255.00)
G382.00-Meter & Reg Instllns	Retirement	2004	1988	(11,739.07)
G382.00-Meter & Reg Instllns	Retirement	1968	1946	(256.00)
G382.00-Meter & Reg Instllns	Retirement	1996	1971	(11,755.00)
G382.00-Meter & Reg Instllns	Retirement	1958	1958	(303.00)
G382.00-Meter & Reg Instllns	Retirement	1984	1950	(303.00)
G382.00-Meter & Reg Instllns	Retirement	2014	2005	(13,733.86)
G382.00-Meter & Reg Instllns	Retirement	1963	1949	(304.00)
G382.00-Meter & Reg Instllns	Retirement	1962	1949	(304.00)
G382.00-Meter & Reg Instllns	Retirement	1959	1947	(304.00)

GRC Depr Study Transactional Data

hist acct	tran code	activity year	vintage	amount
G382.00-Meter & Reg Instllns	Retirement	2011	1987	(104,640.35)
G382.00-Meter & Reg Instllns	Retirement	2020	1980	(13,755.92)
G382.00-Meter & Reg Instllns	Retirement	1986	1957	(305.00)
G382.00-Meter & Reg Instllns	Retirement	1976	1957	(305.00)
G382.00-Meter & Reg Instllns	Retirement	1984	1949	(305.00)
G382.00-Meter & Reg Instllns	Retirement	1964	1945	(305.00)
G382.00-Meter & Reg Instllns	Retirement	1991	1969	(34,113.00)
G382.00-Meter & Reg Instllns	Retirement	1982	1961	(356.00)
G382.00-Meter & Reg Instllns	Retirement	1977	1961	(356.00)
G382.00-Meter & Reg Instllns	Retirement	1961	1947	(356.00)
G382.00-Meter & Reg Instllns	Retirement	1964	1946	(356.00)
G382.00-Meter & Reg Instllns	Retirement	1999	1946	(356.44)
G382.00-Meter & Reg Instllns	Retirement	2020	2013	(104,887.95)
G382.00-Meter & Reg Instllns	Retirement	2017	1989	(13,813.28)
G382.00-Meter & Reg Instllns	Retirement	1984	1956	(357.00)
G382.00-Meter & Reg Instllns	Retirement	1979	1950	(357.00)
G382.00-Meter & Reg Instllns	Retirement	1999	1974	(13,829.98)
G382.00-Meter & Reg Instllns	Retirement	1980	1950	(415.00)
G382.00-Meter & Reg Instllns	Retirement	1959	1927	(416.00)
G382.00-Meter & Reg Instllns	Retirement	1995	1984	(16,342.00)
G382.00-Meter & Reg Instllns	Retirement	1993	1991	(417.00)
G382.00-Meter & Reg Instllns	Retirement	2019	2011	(41,494.98)
G382.00-Meter & Reg Instllns	Retirement	2013	1949	(16,397.51)
G382.00-Meter & Reg Instllns	Retirement	2013	2009	(16,399.92)
G382.00-Meter & Reg Instllns	Retirement	1993	1979	(481.00)
G382.00-Meter & Reg Instllns	Retirement	2005	1978	(41,607.04)
G382.00-Meter & Reg Instllns	Retirement	2014	1990	(41,614.31)
G382.00-Meter & Reg Instllns	Retirement	1961	1956	(484.00)
G382.00-Meter & Reg Instllns	Retirement	1967	1948	(484.00)
G382.00-Meter & Reg Instllns	Retirement	1996	1991	(555.00)
G382.00-Meter & Reg Instllns	Retirement	1994	1918	(7,605.00)
G382.00-Meter & Reg Instllns	Retirement	2016	2000	(7,605.60)
G382.00-Meter & Reg Instllns	Retirement	1984	1961	(557.00)
G382.00-Meter & Reg Instllns	Retirement	1996	1951	(557.00)
G382.00-Meter & Reg Instllns	Retirement	2020	2015	(7,606.35)
G382.00-Meter & Reg Instllns	Retirement	2003	1971	(52,728.13)
G382.00-Meter & Reg Instllns	Retirement	2009	1989	(52,730.18)
G382.00-Meter & Reg Instllns	Retirement	1952	1951	(559.00)
G382.00-Meter & Reg Instllns	Retirement	1995	1941	(642.00)
G382.00-Meter & Reg Instllns	Retirement	2010	1989	(52,938.79)
G382.00-Meter & Reg Instllns	Retirement	1981	1965	(643.00)
G382.00-Meter & Reg Instllns	Retirement	1977	1977	(644.00)

GRC Depr Study Transactional Data

hist acct	tran code	activity year	vintage	amount
G382.00-Meter & Reg Instllns	Retirement	1994	1952	(644.00)
G382.00-Meter & Reg Instllns	Retirement	1990	1952	(645.00)
G382.00-Meter & Reg Instllns	Retirement	2014	1955	(7,638.55)
G382.00-Meter & Reg Instllns	Retirement	1998	1989	(646.00)
G382.00-Meter & Reg Instllns	Retirement	1995	1989	(646.00)
G382.00-Meter & Reg Instllns	Retirement	2008	1948	(7,646.23)
G382.00-Meter & Reg Instllns	Retirement	1998	1954	(739.00)
G382.00-Meter & Reg Instllns	Retirement	1971	1952	(739.00)
G382.00-Meter & Reg Instllns	Retirement	2016	2001	(8,730.45)
G382.00-Meter & Reg Instllns	Retirement	2000	1945	(188.25)
G382.00-Meter & Reg Instllns	Retirement	1963	1948	(741.00)
G382.00-Meter & Reg Instllns	Retirement	2011	2009	(8,741.66)
G382.00-Meter & Reg Instllns	Retirement	1994	1993	(743.00)
G382.00-Meter & Reg Instllns	Retirement	1988	1962	(743.00)
G382.00-Meter & Reg Instllns	Retirement	1968	1951	(743.00)
G382.00-Meter & Reg Instllns	Retirement	2009	1946	(743.22)
G382.00-Meter & Reg Instllns	Retirement	2011	1939	(8,763.30)
G382.00-Meter & Reg Instllns	Retirement	2005	1962	(8,767.13)
G382.00-Meter & Reg Instllns	Retirement	2017	2003	(256.96)
G382.00-Meter & Reg Instllns	Retirement	1981	1956	(258.00)
G382.00-Meter & Reg Instllns	Retirement	1958	1950	(258.00)
G382.00-Meter & Reg Instllns	Retirement	1957	1950	(258.00)
G382.00-Meter & Reg Instllns	Retirement	1966	1939	(258.00)
G382.00-Meter & Reg Instllns	Retirement	1960	1938	(258.00)
G382.00-Meter & Reg Instllns	Retirement	1995	1981	(973.00)
G382.00-Meter & Reg Instllns	Retirement	1992	1977	(259.00)
G382.00-Meter & Reg Instllns	Retirement	1958	1947	(259.00)
G382.00-Meter & Reg Instllns	Retirement	1999	1945	(305.91)
G382.00-Meter & Reg Instllns	Retirement	1979	1952	(306.00)
G382.00-Meter & Reg Instllns	Retirement	1976	1948	(306.00)
G382.00-Meter & Reg Instllns	Retirement	1950	1947	(306.00)
G382.00-Meter & Reg Instllns	Retirement	1984	1981	(973.00)
G382.00-Meter & Reg Instllns	Retirement	2005	1995	(20,047.10)
G382.00-Meter & Reg Instllns	Retirement	1994	1949	(307.00)
G382.00-Meter & Reg Instllns	Retirement	2006	1951	(20,057.84)
G382.00-Meter & Reg Instllns	Retirement	2012	1943	(10,173.48)
G382.00-Meter & Reg Instllns	Retirement	1999	1938	(307.88)
G382.00-Meter & Reg Instllns	Retirement	1982	1978	(308.00)
G382.00-Meter & Reg Instllns	Retirement	1981	1955	(308.00)
G382.00-Meter & Reg Instllns	Retirement	1980	1976	(973.00)
G382.00-Meter & Reg Instllns	Retirement	1996	1958	(358.00)
G382.00-Meter & Reg Instllns	Retirement	1957	1957	(358.00)

GRC Depr Study Transactional Data

hist acct	tran code	activity year	vintage	amount
G382.00-Meter & Reg Instllns	Retirement	1986	1951	(358.00)
G382.00-Meter & Reg Instllns	Retirement	1987	1948	(358.00)
G382.00-Meter & Reg Instllns	Retirement	1979	1963	(359.00)
G382.00-Meter & Reg Instllns	Retirement	1989	1984	(11,766.00)
G382.00-Meter & Reg Instllns	Retirement	2010	1960	(130,127.88)
G382.00-Meter & Reg Instllns	Retirement	1984	1958	(420.00)
G382.00-Meter & Reg Instllns	Retirement	2006	1957	(20,152.30)
G382.00-Meter & Reg Instllns	Retirement	2018	1991	(20,168.17)
G382.00-Meter & Reg Instllns	Retirement	1960	1949	(485.00)
G382.00-Meter & Reg Instllns	Retirement	2015	1992	(20,197.28)
G382.00-Meter & Reg Instllns	Retirement	1987	1957	(486.00)
G382.00-Meter & Reg Instllns	Retirement	1978	1971	(487.00)
G382.00-Meter & Reg Instllns	Retirement	2014	2007	(11,872.22)
G382.00-Meter & Reg Instllns	Retirement	1994	1967	(75,670.00)
G382.00-Meter & Reg Instllns	Retirement	2005	1988	(11,877.19)
G382.00-Meter & Reg Instllns	Retirement	1997	1926	(488.00)
G382.00-Meter & Reg Instllns	Retirement	1996	1973	(11,878.00)
G382.00-Meter & Reg Instllns	Retirement	1981	1971	(489.00)
G382.00-Meter & Reg Instllns	Retirement	1990	1955	(489.00)
G382.00-Meter & Reg Instllns	Retirement	1954	1952	(561.00)
G382.00-Meter & Reg Instllns	Retirement	2019	2009	(75,719.82)
G382.00-Meter & Reg Instllns	Retirement	2017	1980	(13,884.64)
G382.00-Meter & Reg Instllns	Retirement	2005	1989	(13,888.72)
G382.00-Meter & Reg Instllns	Retirement	1996	1986	(563.00)
G382.00-Meter & Reg Instllns	Retirement	1966	1954	(563.00)
G382.00-Meter & Reg Instllns	Retirement	2002	1986	(563.21)
G382.00-Meter & Reg Instllns	Retirement	2003	1986	(563.22)
G382.00-Meter & Reg Instllns	Retirement	2002	1940	(564.63)
G382.00-Meter & Reg Instllns	Retirement	1985	1950	(565.00)
G382.00-Meter & Reg Instllns	Retirement	2017	1998	(13,961.29)
G382.00-Meter & Reg Instllns	Retirement	1985	1972	(649.00)
G382.00-Meter & Reg Instllns	Retirement	1982	1966	(649.00)
G382.00-Meter & Reg Instllns	Retirement	1984	1957	(649.00)
G382.00-Meter & Reg Instllns	Retirement	2001	1940	(649.00)
G382.00-Meter & Reg Instllns	Retirement	1990	1972	(652.00)
G382.00-Meter & Reg Instllns	Retirement	1960	1959	(652.00)
G382.00-Meter & Reg Instllns	Retirement	1963	1950	(746.00)
G382.00-Meter & Reg Instllns	Retirement	2011	1938	(746.60)
G382.00-Meter & Reg Instllns	Retirement	2009	1957	(16,497.39)
G382.00-Meter & Reg Instllns	Retirement	1966	1953	(748.00)
G382.00-Meter & Reg Instllns	Retirement	1998	1948	(748.00)
G382.00-Meter & Reg Instllns	Retirement	1997	1986	(750.00)

GRC Depr Study Transactional Data

hist acct	tran code	activity year	vintage	amount
G382.00-Meter & Reg Instllns	Retirement	1993	1986	(750.00)
G382.00-Meter & Reg Instllns	Retirement	1973	1957	(750.00)
G382.00-Meter & Reg Instllns	Retirement	1992	1979	(206.00)
G382.00-Meter & Reg Instllns	Retirement	2016	1989	(23,988.80)
G382.00-Meter & Reg Instllns	Retirement	2008	1988	(76,443.93)
G382.00-Meter & Reg Instllns	Retirement	1954	1953	(260.00)
G382.00-Meter & Reg Instllns	Retirement	1951	1945	(260.00)
G382.00-Meter & Reg Instllns	Retirement	1994	1968	(76,530.00)
G382.00-Meter & Reg Instllns	Retirement	2012	2004	(24,027.81)
G382.00-Meter & Reg Instllns	Retirement	2009	1996	(24,028.75)
G382.00-Meter & Reg Instllns	Retirement	2002	1978	(16,640.01)
G382.00-Meter & Reg Instllns	Retirement	1971	1938	(261.00)
G382.00-Meter & Reg Instllns	Retirement	2014	1997	(16,645.99)
G382.00-Meter & Reg Instllns	Retirement	2012	1999	(7,653.53)
G382.00-Meter & Reg Instllns	Retirement	1999	1977	(7,656.10)
G382.00-Meter & Reg Instllns	Retirement	2006	1948	(7,656.20)
G382.00-Meter & Reg Instllns	Retirement	1994	1990	(309.00)
G382.00-Meter & Reg Instllns	Retirement	1950	1942	(309.00)
G382.00-Meter & Reg Instllns	Retirement	2001	1943	(309.67)
G382.00-Meter & Reg Instllns	Retirement	2011	1940	(7,684.62)
G382.00-Meter & Reg Instllns	Retirement	1973	1944	(311.00)
G382.00-Meter & Reg Instllns	Retirement	1986	1948	(362.00)
G382.00-Meter & Reg Instllns	Retirement	2013	1988	(76,787.44)
G382.00-Meter & Reg Instllns	Retirement	2012	2005	(7,705.19)
G382.00-Meter & Reg Instllns	Retirement	1985	1977	(364.00)
G382.00-Meter & Reg Instllns	Retirement	1982	1977	(364.00)
G382.00-Meter & Reg Instllns	Retirement	1981	1957	(364.00)
G382.00-Meter & Reg Instllns	Retirement	1988	1956	(364.00)
G382.00-Meter & Reg Instllns	Retirement	2006	1930	(424.17)
G382.00-Meter & Reg Instllns	Retirement	1966	1955	(425.00)
G382.00-Meter & Reg Instllns	Retirement	1978	1948	(425.00)
G382.00-Meter & Reg Instllns	Retirement	1995	1936	(489.00)
G382.00-Meter & Reg Instllns	Retirement	1959	1925	(489.00)
G382.00-Meter & Reg Instllns	Retirement	2010	1963	(489.85)
G382.00-Meter & Reg Instllns	Retirement	1968	1950	(491.00)
G382.00-Meter & Reg Instllns	Retirement	1975	1972	(492.00)
G382.00-Meter & Reg Instllns	Retirement	2000	1946	(492.96)
G382.00-Meter & Reg Instllns	Retirement	2004	1951	(8,871.72)
G382.00-Meter & Reg Instllns	Retirement	2000	1987	(10,233.40)
G382.00-Meter & Reg Instllns	Retirement	1957	1953	(494.00)
G382.00-Meter & Reg Instllns	Retirement	2013	2012	(10,237.86)
G382.00-Meter & Reg Instllns	Retirement	1961	1953	(567.00)

GRC Depr Study Transactional Data

hist acct	tran code	activity year	vintage	amount
G382.00-Meter & Reg Instllns	Retirement	2018	2015	(10,251.95)
G382.00-Meter & Reg Instllns	Retirement	1998	1955	(568.00)
G382.00-Meter & Reg Instllns	Retirement	1959	1922	(570.00)
G382.00-Meter & Reg Instllns	Retirement	1982	1967	(571.00)
G382.00-Meter & Reg Instllns	Retirement	2007	1962	(10,302.60)
G382.00-Meter & Reg Instllns	Retirement	1993	1974	(34,430.00)
G382.00-Meter & Reg Instllns	Retirement	2005	1996	(155,622.06)
G382.00-Meter & Reg Instllns	Retirement	2016	1993	(34,446.87)
G382.00-Meter & Reg Instllns	Retirement	1959	1923	(657.00)
G382.00-Meter & Reg Instllns	Retirement	1975	1963	(658.00)
G382.00-Meter & Reg Instllns	Retirement	1995	1949	(658.00)
G382.00-Meter & Reg Instllns	Retirement	2011	1982	(34,479.94)
G382.00-Meter & Reg Instllns	Retirement	2008	1945	(658.88)
G382.00-Meter & Reg Instllns	Retirement	1976	1968	(659.00)
G382.00-Meter & Reg Instllns	Retirement	1991	1968	(34,502.00)
G382.00-Meter & Reg Instllns	Retirement	2020	1988	(86,171.02)
G382.00-Meter & Reg Instllns	Retirement	1982	1972	(751.00)
G382.00-Meter & Reg Instllns	Retirement	2014	2012	(11,944.18)
G382.00-Meter & Reg Instllns	Retirement	2008	1952	(11,953.34)
G382.00-Meter & Reg Instllns	Retirement	1994	1976	(11,956.00)
G382.00-Meter & Reg Instllns	Retirement	2009	1979	(34,582.39)
G382.00-Meter & Reg Instllns	Retirement	2010	1980	(11,972.36)
G382.00-Meter & Reg Instllns	Retirement	1991	1990	(189.00)
G382.00-Meter & Reg Instllns	Retirement	1952	1950	(262.00)
G382.00-Meter & Reg Instllns	Retirement	1960	1937	(262.00)
G382.00-Meter & Reg Instllns	Retirement	1993	1968	(86,649.00)
G382.00-Meter & Reg Instllns	Retirement	2002	1971	(41,786.27)
G382.00-Meter & Reg Instllns	Retirement	1959	1949	(263.00)
G382.00-Meter & Reg Instllns	Retirement	1967	1938	(263.00)
G382.00-Meter & Reg Instllns	Retirement	1953	1925	(263.00)
G382.00-Meter & Reg Instllns	Retirement	1969	1941	(189.00)
G382.00-Meter & Reg Instllns	Retirement	2018	1986	(12,015.24)
G382.00-Meter & Reg Instllns	Retirement	1999	1943	(263.77)
G382.00-Meter & Reg Instllns	Retirement	2002	1943	(263.80)
G382.00-Meter & Reg Instllns	Retirement	1983	1952	(264.00)
G382.00-Meter & Reg Instllns	Retirement	1983	1948	(264.00)
G382.00-Meter & Reg Instllns	Retirement	1980	1948	(264.00)
G382.00-Meter & Reg Instllns	Retirement	2001	1965	(12,021.69)
G382.00-Meter & Reg Instllns	Retirement	1960	1931	(189.00)
G382.00-Meter & Reg Instllns	Retirement	1963	1958	(975.00)
G382.00-Meter & Reg Instllns	Retirement	1992	1991	(312.00)
G382.00-Meter & Reg Instllns	Retirement	1990	1968	(14,050.00)

GRC Depr Study Transactional Data

hist acct	tran code	activity year	vintage	amount
G382.00-Meter & Reg Instllns	Retirement	2015	2012	(41,855.80)
G382.00-Meter & Reg Instllns	Retirement	2007	1950	(14,059.07)
G382.00-Meter & Reg Instllns	Retirement	2001	1936	(312.50)
G382.00-Meter & Reg Instllns	Retirement	1973	1948	(313.00)
G382.00-Meter & Reg Instllns	Retirement	2006	1976	(42,092.54)
G382.00-Meter & Reg Instllns	Retirement	1973	1956	(314.00)
G382.00-Meter & Reg Instllns	Retirement	1964	1947	(314.00)
G382.00-Meter & Reg Instllns	Retirement	2008	1930	(364.78)
G382.00-Meter & Reg Instllns	Retirement	2015	1989	(14,136.40)
G382.00-Meter & Reg Instllns	Retirement	2019	1989	(42,156.20)
G382.00-Meter & Reg Instllns	Retirement	1974	1958	(366.00)
G382.00-Meter & Reg Instllns	Retirement	2006	1987	(42,162.79)
G382.00-Meter & Reg Instllns	Retirement	2012	1986	(202,138.66)
G382.00-Meter & Reg Instllns	Retirement	2012	2002	(87,482.13)
G382.00-Meter & Reg Instllns	Retirement	1962	1961	(367.00)
G382.00-Meter & Reg Instllns	Retirement	1980	1960	(368.00)
G382.00-Meter & Reg Instllns	Retirement	1976	1956	(368.00)
G382.00-Meter & Reg Instllns	Retirement	1972	1956	(368.00)
G382.00-Meter & Reg Instllns	Retirement	1971	1941	(426.00)
G382.00-Meter & Reg Instllns	Retirement	2000	1997	(426.83)
G382.00-Meter & Reg Instllns	Retirement	2015	1986	(16,708.63)
G382.00-Meter & Reg Instllns	Retirement	1975	1958	(427.00)
G382.00-Meter & Reg Instllns	Retirement	2019	1978	(16,721.23)
G382.00-Meter & Reg Instllns	Retirement	1983	1950	(428.00)
G382.00-Meter & Reg Instllns	Retirement	2006	1995	(16,760.59)
G382.00-Meter & Reg Instllns	Retirement	1983	1957	(430.00)
G382.00-Meter & Reg Instllns	Retirement	2017	1984	(16,770.75)
G382.00-Meter & Reg Instllns	Retirement	2017	1995	(16,782.88)
G382.00-Meter & Reg Instllns	Retirement	1983	1969	(495.00)
G382.00-Meter & Reg Instllns	Retirement	1986	1954	(496.00)
G382.00-Meter & Reg Instllns	Retirement	1984	1959	(497.00)
G382.00-Meter & Reg Instllns	Retirement	1958	1949	(497.00)
G382.00-Meter & Reg Instllns	Retirement	2013	1999	(7,732.45)
G382.00-Meter & Reg Instllns	Retirement	1980	1965	(572.00)
G382.00-Meter & Reg Instllns	Retirement	1957	1952	(574.00)
G382.00-Meter & Reg Instllns	Retirement	2006	1980	(574.55)
G382.00-Meter & Reg Instllns	Retirement	1974	1969	(575.00)
G382.00-Meter & Reg Instllns	Retirement	1987	1961	(575.00)
G382.00-Meter & Reg Instllns	Retirement	1961	1955	(575.00)
G382.00-Meter & Reg Instllns	Retirement	1980	1955	(660.00)
G382.00-Meter & Reg Instllns	Retirement	2006	1994	(7,775.29)
G382.00-Meter & Reg Instllns	Retirement	1989	1941	(662.00)

GRC Depr Study Transactional Data

hist acct	tran code	activity year	vintage	amount
G382.00-Meter & Reg Instllns	Retirement	2020	1994	(54,209.46)
G382.00-Meter & Reg Instllns	Retirement	1966	1950	(663.00)
G382.00-Meter & Reg Instllns	Retirement	2008	1995	(54,333.92)
G382.00-Meter & Reg Instllns	Retirement	1966	1960	(665.00)
G382.00-Meter & Reg Instllns	Retirement	1970	1952	(666.00)
G382.00-Meter & Reg Instllns	Retirement	2008	1975	(204,182.66)
G382.00-Meter & Reg Instllns	Retirement	2017	1958	(755.19)
G382.00-Meter & Reg Instllns	Retirement	2009	1988	(54,443.94)
G382.00-Meter & Reg Instllns	Retirement	1990	1979	(757.00)
G382.00-Meter & Reg Instllns	Retirement	1999	1988	(8,891.06)
G382.00-Meter & Reg Instllns	Retirement	1984	1971	(757.00)
G382.00-Meter & Reg Instllns	Retirement	1998	1956	(757.00)
G382.00-Meter & Reg Instllns	Retirement	1970	1953	(758.00)
G382.00-Meter & Reg Instllns	Retirement	2005	1964	(8,909.20)
G382.00-Meter & Reg Instllns	Retirement	1964	1964	(759.00)
G382.00-Meter & Reg Instllns	Retirement	1969	1956	(759.00)
G382.00-Meter & Reg Instllns	Retirement	1998	1974	(8,917.00)
G382.00-Meter & Reg Instllns	Retirement	1979	1959	(760.00)
G382.00-Meter & Reg Instllns	Retirement	1963	1953	(760.00)
G382.00-Meter & Reg Instllns	Retirement	2018	2000	(20,249.72)
G382.00-Meter & Reg Instllns	Retirement	1979	1971	(265.00)
G382.00-Meter & Reg Instllns	Retirement	1987	1946	(265.00)
G382.00-Meter & Reg Instllns	Retirement	1963	1938	(265.00)
G382.00-Meter & Reg Instllns	Retirement	1989	1939	(266.00)
G382.00-Meter & Reg Instllns	Retirement	2001	1939	(266.15)
G382.00-Meter & Reg Instllns	Retirement	1951	1938	(267.00)
G382.00-Meter & Reg Instllns	Retirement	1990	1967	(10,340.00)
G382.00-Meter & Reg Instllns	Retirement	1956	1950	(268.00)
G382.00-Meter & Reg Instllns	Retirement	1956	1952	(315.00)
G382.00-Meter & Reg Instllns	Retirement	2008	1999	(130,345.34)
G382.00-Meter & Reg Instllns	Retirement	1977	1950	(315.00)
G382.00-Meter & Reg Instllns	Retirement	2010	1933	(315.08)
G382.00-Meter & Reg Instllns	Retirement	1955	1952	(316.00)
G382.00-Meter & Reg Instllns	Retirement	1969	1947	(316.00)
G382.00-Meter & Reg Instllns	Retirement	1995	1946	(318.00)
G382.00-Meter & Reg Instllns	Retirement	1960	1926	(318.00)
G382.00-Meter & Reg Instllns	Retirement	1974	1953	(370.00)
G382.00-Meter & Reg Instllns	Retirement	1969	1958	(976.00)
G382.00-Meter & Reg Instllns	Retirement	2002	1946	(371.62)
G382.00-Meter & Reg Instllns	Retirement	1996	1952	(372.00)
G382.00-Meter & Reg Instllns	Retirement	2020	2006	(131,086.84)
G382.00-Meter & Reg Instllns	Retirement	1988	1950	(431.00)

GRC Depr Study Transactional Data

hist acct	tran code	activity year	vintage	amount
G382.00-Meter & Reg Instllns	Retirement	1960	1941	(431.00)
G382.00-Meter & Reg Instllns	Retirement	2003	1945	(431.42)
G382.00-Meter & Reg Instllns	Retirement	1959	1951	(432.00)
G382.00-Meter & Reg Instllns	Retirement	1983	1971	(433.00)
G382.00-Meter & Reg Instllns	Retirement	1970	1951	(433.00)
G382.00-Meter & Reg Instllns	Retirement	2011	1996	(24,125.07)
G382.00-Meter & Reg Instllns	Retirement	1967	1955	(976.00)
G382.00-Meter & Reg Instllns	Retirement	1961	1960	(499.00)
G382.00-Meter & Reg Instllns	Retirement	1954	1951	(499.00)
G382.00-Meter & Reg Instllns	Retirement	1965	1948	(500.00)
G382.00-Meter & Reg Instllns	Retirement	2008	1951	(14,186.21)
G382.00-Meter & Reg Instllns	Retirement	2009	1944	(500.40)
G382.00-Meter & Reg Instllns	Retirement	2003	1944	(500.40)
G382.00-Meter & Reg Instllns	Retirement	1974	1967	(501.00)
G382.00-Meter & Reg Instllns	Retirement	1978	1954	(502.00)
G382.00-Meter & Reg Instllns	Retirement	1995	1968	(24,228.00)
G382.00-Meter & Reg Instllns	Retirement	1961	1954	(502.00)
G382.00-Meter & Reg Instllns	Retirement	1985	1953	(579.00)
G382.00-Meter & Reg Instllns	Retirement	1972	1952	(579.00)
G382.00-Meter & Reg Instllns	Retirement	2003	1965	(14,282.83)
G382.00-Meter & Reg Instllns	Retirement	1972	1941	(190.00)
G382.00-Meter & Reg Instllns	Retirement	2005	1939	(580.12)
G382.00-Meter & Reg Instllns	Retirement	2004	1945	(580.44)
G382.00-Meter & Reg Instllns	Retirement	2017	1953	(666.33)
G382.00-Meter & Reg Instllns	Retirement	1958	1929	(190.00)
G382.00-Meter & Reg Instllns	Retirement	1956	1927	(190.00)
G382.00-Meter & Reg Instllns	Retirement	2000	1980	(670.30)
G382.00-Meter & Reg Instllns	Retirement	1985	1956	(671.00)
G382.00-Meter & Reg Instllns	Retirement	1978	1956	(671.00)
G382.00-Meter & Reg Instllns	Retirement	2011	1944	(671.41)
G382.00-Meter & Reg Instllns	Retirement	1957	1956	(672.00)
G382.00-Meter & Reg Instllns	Retirement	2016	1983	(16,883.91)
G382.00-Meter & Reg Instllns	Retirement	1962	1943	(762.00)
G382.00-Meter & Reg Instllns	Retirement	2012	1993	(77,052.67)
G382.00-Meter & Reg Instllns	Retirement	2002	1947	(764.74)
G382.00-Meter & Reg Instllns	Retirement	2005	1946	(765.96)
G382.00-Meter & Reg Instllns	Retirement	2004	1995	(16,995.91)
G382.00-Meter & Reg Instllns	Retirement	2012	2000	(17,006.10)
G382.00-Meter & Reg Instllns	Retirement	2017	1992	(17,024.05)
G382.00-Meter & Reg Instllns	Retirement	2016	1986	(28,748.66)
G382.00-Meter & Reg Instllns	Retirement	2019	1987	(7,789.39)
G382.00-Meter & Reg Instllns	Retirement	2018	2008	(77,290.42)

GRC Depr Study Transactional Data

hist acct	tran code	activity year	vintage	amount
G382.00-Meter & Reg Instllns	Retirement	2006	1981	(7,789.55)
G382.00-Meter & Reg Instllns	Retirement	2015	1982	(7,792.67)
G382.00-Meter & Reg Instllns	Retirement	1983	1963	(977.00)
G382.00-Meter & Reg Instllns	Retirement	1989	1985	(7,808.00)
G382.00-Meter & Reg Instllns	Retirement	1997	1947	(320.00)
G382.00-Meter & Reg Instllns	Retirement	1984	1947	(320.00)
G382.00-Meter & Reg Instllns	Retirement	1998	1986	(375.00)
G382.00-Meter & Reg Instllns	Retirement	1994	1986	(375.00)
G382.00-Meter & Reg Instllns	Retirement	1978	1950	(375.00)
G382.00-Meter & Reg Instllns	Retirement	2003	1939	(375.36)
G382.00-Meter & Reg Instllns	Retirement	1997	1965	(376.00)
G382.00-Meter & Reg Instllns	Retirement	1987	1985	(8,975.00)
G382.00-Meter & Reg Instllns	Retirement	2004	1935	(434.70)
G382.00-Meter & Reg Instllns	Retirement	2017	1994	(8,983.53)
G382.00-Meter & Reg Instllns	Retirement	2017	1988	(34,717.06)
G382.00-Meter & Reg Instllns	Retirement	1994	1970	(34,724.00)
G382.00-Meter & Reg Instllns	Retirement	1988	1970	(436.00)
G382.00-Meter & Reg Instllns	Retirement	1995	1979	(9,011.00)
G382.00-Meter & Reg Instllns	Retirement	2004	1959	(9,011.33)
G382.00-Meter & Reg Instllns	Retirement	2004	1962	(9,014.78)
G382.00-Meter & Reg Instllns	Retirement	2005	1992	(9,015.68)
G382.00-Meter & Reg Instllns	Retirement	1963	1955	(504.00)
G382.00-Meter & Reg Instllns	Retirement	1992	1985	(506.00)
G382.00-Meter & Reg Instllns	Retirement	1979	1967	(506.00)
G382.00-Meter & Reg Instllns	Retirement	1976	1959	(506.00)
G382.00-Meter & Reg Instllns	Retirement	2012	1979	(34,892.36)
G382.00-Meter & Reg Instllns	Retirement	1962	1948	(583.00)
G382.00-Meter & Reg Instllns	Retirement	2009	1960	(10,468.50)
G382.00-Meter & Reg Instllns	Retirement	1988	1955	(584.00)
G382.00-Meter & Reg Instllns	Retirement	1962	1955	(584.00)
G382.00-Meter & Reg Instllns	Retirement	2003	1938	(584.98)
G382.00-Meter & Reg Instllns	Retirement	2006	1964	(10,492.06)
G382.00-Meter & Reg Instllns	Retirement	1969	1968	(586.00)
G382.00-Meter & Reg Instllns	Retirement	2015	1996	(10,498.89)
G382.00-Meter & Reg Instllns	Retirement	2002	1977	(10,501.53)
G382.00-Meter & Reg Instllns	Retirement	1980	1962	(673.00)
G382.00-Meter & Reg Instllns	Retirement	1979	1958	(673.00)
G382.00-Meter & Reg Instllns	Retirement	2004	1978	(42,408.89)
G382.00-Meter & Reg Instllns	Retirement	1983	1977	(676.00)
G382.00-Meter & Reg Instllns	Retirement	1991	1978	(678.00)
G382.00-Meter & Reg Instllns	Retirement	1981	1958	(678.00)
G382.00-Meter & Reg Instllns	Retirement	2014	2006	(12,151.54)

GRC Depr Study Transactional Data

hist acct	tran code	activity year	vintage	amount
G382.00-Meter & Reg Instllns	Retirement	1980	1966	(768.00)
G382.00-Meter & Reg Instllns	Retirement	1966	1959	(768.00)
G382.00-Meter & Reg Instllns	Retirement	1959	1954	(770.00)
G382.00-Meter & Reg Instllns	Retirement	1989	1982	(12,181.00)
G382.00-Meter & Reg Instllns	Retirement	1992	1975	(771.00)
G382.00-Meter & Reg Instllns	Retirement	2005	1937	(772.10)
G382.00-Meter & Reg Instllns	Retirement	2004	1944	(772.76)
G382.00-Meter & Reg Instllns	Retirement	1959	1955	(773.00)
G382.00-Meter & Reg Instllns	Retirement	1982	1965	(272.00)
G382.00-Meter & Reg Instllns	Retirement	2013	1994	(12,230.57)
G382.00-Meter & Reg Instllns	Retirement	2017	1983	(12,234.36)
G382.00-Meter & Reg Instllns	Retirement	1952	1949	(273.00)
G382.00-Meter & Reg Instllns	Retirement	1996	1969	(14,367.00)
G382.00-Meter & Reg Instllns	Retirement	2020	1981	(14,372.98)
G382.00-Meter & Reg Instllns	Retirement	1984	1951	(274.00)
G382.00-Meter & Reg Instllns	Retirement	2016	1978	(14,424.96)
G382.00-Meter & Reg Instllns	Retirement	1965	1947	(322.00)
G382.00-Meter & Reg Instllns	Retirement	1965	1943	(322.00)
G382.00-Meter & Reg Instllns	Retirement	1959	1939	(322.00)
G382.00-Meter & Reg Instllns	Retirement	1979	1951	(323.00)
G382.00-Meter & Reg Instllns	Retirement	1977	1951	(323.00)
G382.00-Meter & Reg Instllns	Retirement	1994	1942	(323.00)
G382.00-Meter & Reg Instllns	Retirement	1989	1938	(323.00)
G382.00-Meter & Reg Instllns	Retirement	2002	1938	(323.28)
G382.00-Meter & Reg Instllns	Retirement	2009	1990	(14,502.17)
G382.00-Meter & Reg Instllns	Retirement	1996	1994	(377.00)
G382.00-Meter & Reg Instllns	Retirement	1990	1950	(377.00)
G382.00-Meter & Reg Instllns	Retirement	1959	1950	(377.00)
G382.00-Meter & Reg Instllns	Retirement	1986	1970	(378.00)
G382.00-Meter & Reg Instllns	Retirement	1953	1950	(378.00)
G382.00-Meter & Reg Instllns	Retirement	1991	1948	(378.00)
G382.00-Meter & Reg Instllns	Retirement	1955	1947	(378.00)
G382.00-Meter & Reg Instllns	Retirement	2005	1935	(378.81)
G382.00-Meter & Reg Instllns	Retirement	1989	1986	(17,087.00)
G382.00-Meter & Reg Instllns	Retirement	2005	1960	(17,091.78)
G382.00-Meter & Reg Instllns	Retirement	2001	1946	(379.19)
G382.00-Meter & Reg Instllns	Retirement	2019	1979	(17,127.66)
G382.00-Meter & Reg Instllns	Retirement	1973	1958	(439.00)
G382.00-Meter & Reg Instllns	Retirement	2007	1973	(54,931.87)
G382.00-Meter & Reg Instllns	Retirement	1972	1953	(440.00)
G382.00-Meter & Reg Instllns	Retirement	1975	1936	(440.00)
G382.00-Meter & Reg Instllns	Retirement	1995	1953	(978.00)

GRC Depr Study Transactional Data

hist acct	tran code	activity year	vintage	amount
G382.00-Meter & Reg Instllns	Retirement	2007	1960	(55,069.73)
G382.00-Meter & Reg Instllns	Retirement	1963	1956	(442.00)
G382.00-Meter & Reg Instllns	Retirement	1971	1950	(507.00)
G382.00-Meter & Reg Instllns	Retirement	2013	1991	(17,237.38)
G382.00-Meter & Reg Instllns	Retirement	1983	1968	(191.00)
G382.00-Meter & Reg Instllns	Retirement	1954	1949	(191.00)
G382.00-Meter & Reg Instllns	Retirement	1972	1969	(938.00)
G382.00-Meter & Reg Instllns	Retirement	1988	1959	(509.00)
G382.00-Meter & Reg Instllns	Retirement	1990	1954	(509.00)
G382.00-Meter & Reg Instllns	Retirement	1967	1946	(191.00)
G382.00-Meter & Reg Instllns	Retirement	2013	2000	(7,881.88)
G382.00-Meter & Reg Instllns	Retirement	2006	1990	(7,883.16)
G382.00-Meter & Reg Instllns	Retirement	1985	1982	(587.00)
G382.00-Meter & Reg Instllns	Retirement	1975	1962	(588.00)
G382.00-Meter & Reg Instllns	Retirement	1988	1952	(588.00)
G382.00-Meter & Reg Instllns	Retirement	1959	1945	(191.00)
G382.00-Meter & Reg Instllns	Retirement	1988	1951	(589.00)
G382.00-Meter & Reg Instllns	Retirement	1969	1950	(589.00)
G382.00-Meter & Reg Instllns	Retirement	1975	1974	(590.00)
G382.00-Meter & Reg Instllns	Retirement	1976	1972	(590.00)
G382.00-Meter & Reg Instllns	Retirement	1994	1991	(7,926.00)
G382.00-Meter & Reg Instllns	Retirement	1958	1941	(191.00)
G382.00-Meter & Reg Instllns	Retirement	2003	1946	(591.53)
G382.00-Meter & Reg Instllns	Retirement	1969	1952	(592.00)
G382.00-Meter & Reg Instllns	Retirement	1987	1950	(592.00)
G382.00-Meter & Reg Instllns	Retirement	1960	1930	(191.00)
G382.00-Meter & Reg Instllns	Retirement	2005	1936	(679.31)
G382.00-Meter & Reg Instllns	Retirement	1998	1996	(680.00)
G382.00-Meter & Reg Instllns	Retirement	1967	1950	(680.00)
G382.00-Meter & Reg Instllns	Retirement	2003	1937	(680.87)
G382.00-Meter & Reg Instllns	Retirement	1970	1955	(681.00)
G382.00-Meter & Reg Instllns	Retirement	2011	1955	(9,043.18)
G382.00-Meter & Reg Instllns	Retirement	1998	1970	(9,049.00)
G382.00-Meter & Reg Instllns	Retirement	2010	2000	(9,068.30)
G382.00-Meter & Reg Instllns	Retirement	1998	1972	(9,076.00)
G382.00-Meter & Reg Instllns	Retirement	2015	1985	(9,080.70)
G382.00-Meter & Reg Instllns	Retirement	1959	1952	(684.00)
G382.00-Meter & Reg Instllns	Retirement	1958	1955	(773.00)
G382.00-Meter & Reg Instllns	Retirement	2001	1998	(773.19)
G382.00-Meter & Reg Instllns	Retirement	1963	1957	(774.00)
G382.00-Meter & Reg Instllns	Retirement	1960	1943	(775.00)
G382.00-Meter & Reg Instllns	Retirement	2008	1939	(778.03)

GRC Depr Study Transactional Data

hist acct	tran code	activity year	vintage	amount
G382.00-Meter & Reg Instllns	Retirement	1991	1960	(779.00)
G382.00-Meter & Reg Instllns	Retirement	2001	1972	(9,126.79)
G382.00-Meter & Reg Instllns	Retirement	2017	1979	(275.16)
G382.00-Meter & Reg Instllns	Retirement	2017	2004	(275.20)
G382.00-Meter & Reg Instllns	Retirement	1957	1942	(276.00)
G382.00-Meter & Reg Instllns	Retirement	2019	2000	(20,510.18)
G382.00-Meter & Reg Instllns	Retirement	1956	1955	(277.00)
G382.00-Meter & Reg Instllns	Retirement	1982	1951	(277.00)
G382.00-Meter & Reg Instllns	Retirement	1992	1971	(20,535.00)
G382.00-Meter & Reg Instllns	Retirement	1996	1981	(278.00)
G382.00-Meter & Reg Instllns	Retirement	1993	1981	(278.00)
G382.00-Meter & Reg Instllns	Retirement	1961	1949	(324.00)
G382.00-Meter & Reg Instllns	Retirement	1980	1951	(325.00)
G382.00-Meter & Reg Instllns	Retirement	2014	2008	(10,576.46)
G382.00-Meter & Reg Instllns	Retirement	1999	1982	(10,586.00)
G382.00-Meter & Reg Instllns	Retirement	2020	1985	(10,594.15)
G382.00-Meter & Reg Instllns	Retirement	2019	1985	(10,594.15)
G382.00-Meter & Reg Instllns	Retirement	1976	1958	(327.00)
G382.00-Meter & Reg Instllns	Retirement	2016	2004	(24,365.90)
G382.00-Meter & Reg Instllns	Retirement	2000	1944	(380.07)
G382.00-Meter & Reg Instllns	Retirement	1995	1969	(24,373.00)
G382.00-Meter & Reg Instllns	Retirement	1985	1925	(381.00)
G382.00-Meter & Reg Instllns	Retirement	1999	1995	(381.40)
G382.00-Meter & Reg Instllns	Retirement	2003	1994	(12,268.24)
G382.00-Meter & Reg Instllns	Retirement	2009	1992	(24,428.01)
G382.00-Meter & Reg Instllns	Retirement	2002	1974	(12,272.68)
G382.00-Meter & Reg Instllns	Retirement	1985	1975	(443.00)
G382.00-Meter & Reg Instllns	Retirement	1996	1959	(443.00)
G382.00-Meter & Reg Instllns	Retirement	1987	1954	(443.00)
G382.00-Meter & Reg Instllns	Retirement	1986	1952	(444.00)
G382.00-Meter & Reg Instllns	Retirement	1958	1951	(444.00)
G382.00-Meter & Reg Instllns	Retirement	2014	2004	(24,526.32)
G382.00-Meter & Reg Instllns	Retirement	1996	1962	(445.00)
G382.00-Meter & Reg Instllns	Retirement	1957	1955	(445.00)
G382.00-Meter & Reg Instllns	Retirement	1998	1947	(445.00)
G382.00-Meter & Reg Instllns	Retirement	2006	1953	(12,334.35)
G382.00-Meter & Reg Instllns	Retirement	2010	1995	(24,538.93)
G382.00-Meter & Reg Instllns	Retirement	2017	1990	(12,338.03)
G382.00-Meter & Reg Instllns	Retirement	1976	1951	(511.00)
G382.00-Meter & Reg Instllns	Retirement	2004	1975	(12,348.33)
G382.00-Meter & Reg Instllns	Retirement	1961	1959	(512.00)
G382.00-Meter & Reg Instllns	Retirement	1962	1956	(512.00)

GRC Depr Study Transactional Data

hist acct	tran code	activity year	vintage	amount
G382.00-Meter & Reg Instllns	Retirement	1980	1952	(512.00)
G382.00-Meter & Reg Instllns	Retirement	2001	1985	(14,517.92)
G382.00-Meter & Reg Instllns	Retirement	1985	1957	(513.00)
G382.00-Meter & Reg Instllns	Retirement	1980	1957	(513.00)
G382.00-Meter & Reg Instllns	Retirement	1951	1949	(513.00)
G382.00-Meter & Reg Instllns	Retirement	1976	1963	(514.00)
G382.00-Meter & Reg Instllns	Retirement	1967	1951	(514.00)
G382.00-Meter & Reg Instllns	Retirement	2002	1998	(515.46)
G382.00-Meter & Reg Instllns	Retirement	1960	1955	(516.00)
G382.00-Meter & Reg Instllns	Retirement	1989	1946	(516.00)
G382.00-Meter & Reg Instllns	Retirement	1966	1948	(593.00)
G382.00-Meter & Reg Instllns	Retirement	1994	1922	(14,638.00)
G382.00-Meter & Reg Instllns	Retirement	2010	1962	(594.38)
G382.00-Meter & Reg Instllns	Retirement	2011	1990	(14,652.64)
G382.00-Meter & Reg Instllns	Retirement	2007	1991	(14,654.23)
G382.00-Meter & Reg Instllns	Retirement	2001	1978	(17,256.84)
G382.00-Meter & Reg Instllns	Retirement	1987	1952	(686.00)
G382.00-Meter & Reg Instllns	Retirement	2012	1995	(29,030.76)
G382.00-Meter & Reg Instllns	Retirement	1978	1976	(687.00)
G382.00-Meter & Reg Instllns	Retirement	2000	1940	(687.95)
G382.00-Meter & Reg Instllns	Retirement	1990	1970	(17,291.00)
G382.00-Meter & Reg Instllns	Retirement	1981	1979	(688.00)
G382.00-Meter & Reg Instllns	Retirement	1963	1951	(689.00)
G382.00-Meter & Reg Instllns	Retirement	1995	1974	(17,321.00)
G382.00-Meter & Reg Instllns	Retirement	2000	1966	(17,333.02)
G382.00-Meter & Reg Instllns	Retirement	1983	1949	(232.00)
G382.00-Meter & Reg Instllns	Retirement	1970	1947	(232.00)
G382.00-Meter & Reg Instllns	Retirement	2006	1958	(29,111.74)
G382.00-Meter & Reg Instllns	Retirement	2013	1979	(17,403.00)
G382.00-Meter & Reg Instllns	Retirement	2004	1987	(29,126.32)
G382.00-Meter & Reg Instllns	Retirement	1974	1950	(233.00)
G382.00-Meter & Reg Instllns	Retirement	1978	1945	(233.00)
G382.00-Meter & Reg Instllns	Retirement	1971	1935	(233.00)
G382.00-Meter & Reg Instllns	Retirement	2006	1977	(29,140.98)
G382.00-Meter & Reg Instllns	Retirement	2010	1958	(17,444.38)
G382.00-Meter & Reg Instllns	Retirement	2000	1936	(278.54)
G382.00-Meter & Reg Instllns	Retirement	1998	1940	(279.00)
G382.00-Meter & Reg Instllns	Retirement	1975	1954	(280.00)
G382.00-Meter & Reg Instllns	Retirement	2008	1989	(29,236.77)
G382.00-Meter & Reg Instllns	Retirement	1968	1938	(281.00)
G382.00-Meter & Reg Instllns	Retirement	1965	1927	(281.00)
G382.00-Meter & Reg Instllns	Retirement	1959	1958	(328.00)

GRC Depr Study Transactional Data

hist acct	tran code	activity year	vintage	amount
G382.00-Meter & Reg Instllns	Retirement	1980	1956	(328.00)
G382.00-Meter & Reg Instllns	Retirement	1980	1958	(329.00)
G382.00-Meter & Reg Instllns	Retirement	1966	1935	(329.00)
G382.00-Meter & Reg Instllns	Retirement	1952	1944	(330.00)
G382.00-Meter & Reg Instllns	Retirement	2016	2007	(7,993.29)
G382.00-Meter & Reg Instllns	Retirement	2012	1998	(7,998.01)
G382.00-Meter & Reg Instllns	Retirement	1998	1980	(383.00)
G382.00-Meter & Reg Instllns	Retirement	1988	1980	(383.00)
G382.00-Meter & Reg Instllns	Retirement	1959	1953	(383.00)
G382.00-Meter & Reg Instllns	Retirement	1979	1955	(384.00)
G382.00-Meter & Reg Instllns	Retirement	2001	1938	(384.86)
G382.00-Meter & Reg Instllns	Retirement	1976	1954	(385.00)
G382.00-Meter & Reg Instllns	Retirement	1977	1953	(385.00)
G382.00-Meter & Reg Instllns	Retirement	1950	1935	(385.00)
G382.00-Meter & Reg Instllns	Retirement	1989	1980	(9,155.00)
G382.00-Meter & Reg Instllns	Retirement	2016	1999	(9,156.01)
G382.00-Meter & Reg Instllns	Retirement	2004	2003	(385.47)
G382.00-Meter & Reg Instllns	Retirement	1982	1954	(386.00)
G382.00-Meter & Reg Instllns	Retirement	1983	1953	(386.00)
G382.00-Meter & Reg Instllns	Retirement	1976	1953	(386.00)
G382.00-Meter & Reg Instllns	Retirement	2000	1937	(386.06)
G382.00-Meter & Reg Instllns	Retirement	2019	2005	(35,204.55)
G382.00-Meter & Reg Instllns	Retirement	1994	1950	(387.00)
G382.00-Meter & Reg Instllns	Retirement	1959	1938	(387.00)
G382.00-Meter & Reg Instllns	Retirement	2012	1953	(9,186.97)
G382.00-Meter & Reg Instllns	Retirement	2012	1978	(35,259.33)
G382.00-Meter & Reg Instllns	Retirement	2018	2002	(78,654.92)
G382.00-Meter & Reg Instllns	Retirement	2004	1991	(9,201.17)
G382.00-Meter & Reg Instllns	Retirement	2000	1983	(447.60)
G382.00-Meter & Reg Instllns	Retirement	1971	1947	(450.00)
G382.00-Meter & Reg Instllns	Retirement	2013	1981	(10,624.34)
G382.00-Meter & Reg Instllns	Retirement	1965	1949	(980.00)
G382.00-Meter & Reg Instllns	Retirement	1959	1924	(518.00)
G382.00-Meter & Reg Instllns	Retirement	1977	1960	(519.00)
G382.00-Meter & Reg Instllns	Retirement	1952	1952	(192.00)
G382.00-Meter & Reg Instllns	Retirement	2012	1944	(10,647.62)
G382.00-Meter & Reg Instllns	Retirement	1997	1972	(10,671.00)
G382.00-Meter & Reg Instllns	Retirement	1995	1991	(521.00)
G382.00-Meter & Reg Instllns	Retirement	1963	1963	(521.00)
G382.00-Meter & Reg Instllns	Retirement	1950	1948	(521.00)
G382.00-Meter & Reg Instllns	Retirement	1973	1951	(597.00)
G382.00-Meter & Reg Instllns	Retirement	1959	1941	(192.00)

GRC Depr Study Transactional Data

hist acct	tran code	activity year	vintage	amount
G382.00-Meter & Reg Instllns	Retirement	1983	1954	(599.00)
G382.00-Meter & Reg Instllns	Retirement	1987	1955	(600.00)
G382.00-Meter & Reg Instllns	Retirement	1958	1937	(192.00)
G382.00-Meter & Reg Instllns	Retirement	2012	1992	(43,014.98)
G382.00-Meter & Reg Instllns	Retirement	2010	1952	(10,720.74)
G382.00-Meter & Reg Instllns	Retirement	2020	1995	(43,039.58)
G382.00-Meter & Reg Instllns	Retirement	1960	1957	(602.00)
G382.00-Meter & Reg Instllns	Retirement	1973	1955	(602.00)
G382.00-Meter & Reg Instllns	Retirement	2020	2016	(2,379,285.81)
G382.00-Meter & Reg Instllns	Retirement	1965	1929	(192.00)
G382.00-Meter & Reg Instllns	Retirement	1965	1926	(602.00)
G382.00-Meter & Reg Instllns	Retirement	1993	1988	(690.00)
G382.00-Meter & Reg Instllns	Retirement	1964	1929	(192.00)
G382.00-Meter & Reg Instllns	Retirement	1971	1953	(691.00)
G382.00-Meter & Reg Instllns	Retirement	1958	1952	(691.00)
G382.00-Meter & Reg Instllns	Retirement	2005	1985	(43,124.23)
G382.00-Meter & Reg Instllns	Retirement	1981	1964	(692.00)
G382.00-Meter & Reg Instllns	Retirement	1994	1981	(695.00)
G382.00-Meter & Reg Instllns	Retirement	1964	1950	(695.00)
G382.00-Meter & Reg Instllns	Retirement	2018	1995	(43,209.42)
G382.00-Meter & Reg Instllns	Retirement	1962	1954	(696.00)
G382.00-Meter & Reg Instllns	Retirement	2002	1975	(43,219.14)
G382.00-Meter & Reg Instllns	Retirement	1979	1948	(234.00)
G382.00-Meter & Reg Instllns	Retirement	1989	1944	(234.00)
G382.00-Meter & Reg Instllns	Retirement	2017	1982	(234.72)
G382.00-Meter & Reg Instllns	Retirement	1984	1948	(235.00)
G382.00-Meter & Reg Instllns	Retirement	2011	1997	(12,468.82)
G382.00-Meter & Reg Instllns	Retirement	1975	1952	(236.00)
G382.00-Meter & Reg Instllns	Retirement	1968	1943	(236.00)
G382.00-Meter & Reg Instllns	Retirement	1968	1937	(236.00)
G382.00-Meter & Reg Instllns	Retirement	2003	1993	(12,499.85)
G382.00-Meter & Reg Instllns	Retirement	2006	1978	(43,471.53)
G382.00-Meter & Reg Instllns	Retirement	1967	1947	(282.00)
G382.00-Meter & Reg Instllns	Retirement	1984	1983	(1,790.00)
G382.00-Meter & Reg Instllns	Retirement	1952	1946	(282.00)
G382.00-Meter & Reg Instllns	Retirement	2019	2010	(14,694.89)
G382.00-Meter & Reg Instllns	Retirement	2017	1992	(14,706.85)
G382.00-Meter & Reg Instllns	Retirement	1974	1946	(283.00)
G382.00-Meter & Reg Instllns	Retirement	1952	1927	(283.00)
G382.00-Meter & Reg Instllns	Retirement	2007	1993	(14,732.57)
G382.00-Meter & Reg Instllns	Retirement	2008	1960	(14,737.20)
G382.00-Meter & Reg Instllns	Retirement	2016	2006	(14,762.58)

GRC Depr Study Transactional Data

hist acct	tran code	activity year	vintage	amount
G382.00-Meter & Reg Instllns	Retirement	2020	2005	(80,197.08)
G382.00-Meter & Reg Instllns	Retirement	2012	1947	(14,787.89)
G382.00-Meter & Reg Instllns	Retirement	1981	1952	(332.00)
G382.00-Meter & Reg Instllns	Retirement	1956	1951	(332.00)
G382.00-Meter & Reg Instllns	Retirement	1955	1950	(332.00)
G382.00-Meter & Reg Instllns	Retirement	1969	1948	(332.00)
G382.00-Meter & Reg Instllns	Retirement	1991	1916	(332.00)
G382.00-Meter & Reg Instllns	Retirement	1994	1924	(14,834.00)
G382.00-Meter & Reg Instllns	Retirement	2018	2005	(80,431.06)
G382.00-Meter & Reg Instllns	Retirement	2010	1997	(17,473.23)
G382.00-Meter & Reg Instllns	Retirement	1956	1954	(388.00)
G382.00-Meter & Reg Instllns	Retirement	2015	2002	(17,485.33)
G382.00-Meter & Reg Instllns	Retirement	1965	1928	(389.00)
G382.00-Meter & Reg Instllns	Retirement	1993	1972	(17,499.00)
G382.00-Meter & Reg Instllns	Retirement	2009	1939	(389.03)
G382.00-Meter & Reg Instllns	Retirement	1985	1949	(390.00)
G382.00-Meter & Reg Instllns	Retirement	1979	1949	(390.00)
G382.00-Meter & Reg Instllns	Retirement	2015	2005	(17,574.27)
G382.00-Meter & Reg Instllns	Retirement	1994	1953	(453.00)
G382.00-Meter & Reg Instllns	Retirement	1973	1953	(453.00)
G382.00-Meter & Reg Instllns	Retirement	1950	1946	(453.00)
G382.00-Meter & Reg Instllns	Retirement	2017	1996	(453.64)
G382.00-Meter & Reg Instllns	Retirement	2017	2002	(17,629.07)
G382.00-Meter & Reg Instllns	Retirement	2008	1956	(8,002.47)
G382.00-Meter & Reg Instllns	Retirement	2005	1951	(8,003.83)
G382.00-Meter & Reg Instllns	Retirement	1991	1970	(90,420.00)
G382.00-Meter & Reg Instllns	Retirement	2004	1980	(8,010.52)
G382.00-Meter & Reg Instllns	Retirement	2015	2010	(8,010.73)
G382.00-Meter & Reg Instllns	Retirement	2008	1955	(8,017.34)
G382.00-Meter & Reg Instllns	Retirement	2020	1989	(90,560.67)
G382.00-Meter & Reg Instllns	Retirement	2005	1982	(8,027.41)
G382.00-Meter & Reg Instllns	Retirement	1972	1951	(525.00)
G382.00-Meter & Reg Instllns	Retirement	2004	1965	(20,689.34)
G382.00-Meter & Reg Instllns	Retirement	1979	1969	(606.00)
G382.00-Meter & Reg Instllns	Retirement	2006	1939	(1,023.72)
G382.00-Meter & Reg Instllns	Retirement	1967	1952	(607.00)
G382.00-Meter & Reg Instllns	Retirement	1994	1958	(981.00)
G382.00-Meter & Reg Instllns	Retirement	1973	1959	(608.00)
G382.00-Meter & Reg Instllns	Retirement	1997	1948	(608.00)
G382.00-Meter & Reg Instllns	Retirement	1978	1959	(609.00)
G382.00-Meter & Reg Instllns	Retirement	2010	1978	(91,123.37)
G382.00-Meter & Reg Instllns	Retirement	2016	1992	(20,751.48)

GRC Depr Study Transactional Data

hist acct	tran code	activity year	vintage	amount
G382.00-Meter & Reg Instllns	Retirement	2000	1990	(9,247.56)
G382.00-Meter & Reg Instllns	Retirement	2006	1986	(6,516.49)
G382.00-Meter & Reg Instllns	Retirement	2004	1952	(6,521.29)
G382.00-Meter & Reg Instllns	Retirement	2013	1995	(20,766.69)
G382.00-Meter & Reg Instllns	Retirement	2005	1991	(6,531.10)
G382.00-Meter & Reg Instllns	Retirement	2012	1951	(6,535.93)
G382.00-Meter & Reg Instllns	Retirement	2019	2015	(91,183.85)
G382.00-Meter & Reg Instllns	Retirement	2010	2005	(2,773.16)
G382.00-Meter & Reg Instllns	Retirement	2002	1973	(24,654.48)
G382.00-Meter & Reg Instllns	Retirement	1995	1957	(2,783.00)
G382.00-Meter & Reg Instllns	Retirement	2015	1978	(9,299.88)
G382.00-Meter & Reg Instllns	Retirement	2006	1962	(10,748.39)
G382.00-Meter & Reg Instllns	Retirement	2009	2004	(3,095.87)
G382.00-Meter & Reg Instllns	Retirement	2000	1977	(10,761.48)
G382.00-Meter & Reg Instllns	Retirement	2014	2010	(24,714.30)
G382.00-Meter & Reg Instllns	Retirement	2002	1960	(3,099.89)
G382.00-Meter & Reg Instllns	Retirement	2005	1961	(3,100.39)
G382.00-Meter & Reg Instllns	Retirement	1966	1957	(3,104.00)
G382.00-Meter & Reg Instllns	Retirement	2004	1992	(10,778.65)
G382.00-Meter & Reg Instllns	Retirement	1990	1971	(3,107.00)
G382.00-Meter & Reg Instllns	Retirement	2015	1993	(24,747.14)
G382.00-Meter & Reg Instllns	Retirement	2019	2007	(91,690.48)
G382.00-Meter & Reg Instllns	Retirement	1990	1981	(3,110.00)
G382.00-Meter & Reg Instllns	Retirement	2010	1929	(3,110.22)
G382.00-Meter & Reg Instllns	Retirement	2010	1930	(10,790.60)
G382.00-Meter & Reg Instllns	Retirement	1985	1984	(3,113.00)
G382.00-Meter & Reg Instllns	Retirement	2008	1987	(91,755.89)
G382.00-Meter & Reg Instllns	Retirement	2017	1982	(10,796.95)
G382.00-Meter & Reg Instllns	Retirement	2008	1986	(24,801.58)
G382.00-Meter & Reg Instllns	Retirement	2006	1942	(3,488.33)
G382.00-Meter & Reg Instllns	Retirement	2006	1974	(24,806.51)
G382.00-Meter & Reg Instllns	Retirement	1997	1968	(3,490.00)
G382.00-Meter & Reg Instllns	Retirement	2001	1952	(3,497.15)
G382.00-Meter & Reg Instllns	Retirement	2011	1994	(12,523.53)
G382.00-Meter & Reg Instllns	Retirement	2008	1959	(24,883.77)
G382.00-Meter & Reg Instllns	Retirement	2012	1990	(12,533.36)
G382.00-Meter & Reg Instllns	Retirement	2001	1987	(12,539.81)
G382.00-Meter & Reg Instllns	Retirement	1998	1987	(3,950.00)
G382.00-Meter & Reg Instllns	Retirement	1989	1963	(3,951.00)
G382.00-Meter & Reg Instllns	Retirement	2013	2007	(3,951.18)
G382.00-Meter & Reg Instllns	Retirement	2002	1959	(3,955.79)
G382.00-Meter & Reg Instllns	Retirement	1999	1965	(3,956.98)

GRC Depr Study Transactional Data

hist acct	tran code	activity year	vintage	amount
G382.00-Meter & Reg Instllns	Retirement	2015	1984	(12,578.06)
G382.00-Meter & Reg Instllns	Retirement	2002	1993	(12,584.08)
G382.00-Meter & Reg Instllns	Retirement	1997	1977	(4,470.00)
G382.00-Meter & Reg Instllns	Retirement	2013	1953	(12,589.54)
G382.00-Meter & Reg Instllns	Retirement	2018	1978	(12,602.60)
G382.00-Meter & Reg Instllns	Retirement	2011	1956	(4,495.95)
G382.00-Meter & Reg Instllns	Retirement	1997	1970	(12,620.00)
G382.00-Meter & Reg Instllns	Retirement	2003	1978	(29,360.48)
G382.00-Meter & Reg Instllns	Retirement	1989	1981	(4,501.00)
G382.00-Meter & Reg Instllns	Retirement	1992	1967	(14,879.00)
G382.00-Meter & Reg Instllns	Retirement	2012	2009	(29,367.73)
G382.00-Meter & Reg Instllns	Retirement	2003	1987	(14,901.25)
G382.00-Meter & Reg Instllns	Retirement	2008	1961	(5,068.24)
G382.00-Meter & Reg Instllns	Retirement	1989	1983	(5,073.00)
G382.00-Meter & Reg Instllns	Retirement	2000	1974	(14,922.70)
G382.00-Meter & Reg Instllns	Retirement	2003	1972	(14,934.72)
G382.00-Meter & Reg Instllns	Retirement	1982	1957	(193.00)
G382.00-Meter & Reg Instllns	Retirement	2013	2004	(5,079.57)
G382.00-Meter & Reg Instllns	Retirement	1989	1973	(5,088.00)
G382.00-Meter & Reg Instllns	Retirement	2019	1986	(29,445.36)
G382.00-Meter & Reg Instllns	Retirement	1994	1979	(5,090.00)
G382.00-Meter & Reg Instllns	Retirement	1986	1984	(5,758.00)
G382.00-Meter & Reg Instllns	Retirement	2008	1991	(29,456.34)
G382.00-Meter & Reg Instllns	Retirement	2011	1995	(14,959.36)
G382.00-Meter & Reg Instllns	Retirement	1956	1943	(5,762.00)
G382.00-Meter & Reg Instllns	Retirement	1961	1940	(193.00)
G382.00-Meter & Reg Instllns	Retirement	1964	1959	(1,024.00)
G382.00-Meter & Reg Instllns	Retirement	1964	1939	(193.00)
G382.00-Meter & Reg Instllns	Retirement	1985	1974	(5,783.00)
G382.00-Meter & Reg Instllns	Retirement	2005	1994	(5,785.90)
G382.00-Meter & Reg Instllns	Retirement	2011	1998	(17,676.52)
G382.00-Meter & Reg Instllns	Retirement	2018	1996	(17,676.83)
G382.00-Meter & Reg Instllns	Retirement	1959	1932	(193.00)
G382.00-Meter & Reg Instllns	Retirement	1969	1928	(193.00)
G382.00-Meter & Reg Instllns	Retirement	2005	1963	(6,563.98)
G382.00-Meter & Reg Instllns	Retirement	2016	2010	(6,584.76)
G382.00-Meter & Reg Instllns	Retirement	2003	1962	(6,587.73)
G382.00-Meter & Reg Instllns	Retirement	1995	1982	(6,595.00)
G382.00-Meter & Reg Instllns	Retirement	2006	2003	(6,602.05)
G382.00-Meter & Reg Instllns	Retirement	1976	1975	(6,604.00)
G382.00-Meter & Reg Instllns	Retirement	2011	1978	(111,705.51)
G382.00-Meter & Reg Instllns	Retirement	2009	1975	(111,763.97)

GRC Depr Study Transactional Data

hist acct	tran code	activity year	vintage	amount
G382.00-Meter & Reg Instllns	Retirement	2020	1955	(2,793.34)
G382.00-Meter & Reg Instllns	Retirement	2014	1984	(2,795.12)
G382.00-Meter & Reg Instllns	Retirement	2020	1984	(2,795.12)
G382.00-Meter & Reg Instllns	Retirement	1980	1974	(2,802.00)
G382.00-Meter & Reg Instllns	Retirement	1990	1984	(2,803.00)
G382.00-Meter & Reg Instllns	Retirement	2017	1959	(2,806.81)
G382.00-Meter & Reg Instllns	Retirement	2002	1953	(2,807.14)
G382.00-Meter & Reg Instllns	Retirement	2008	1964	(35,862.96)
G382.00-Meter & Reg Instllns	Retirement	2017	2007	(2,807.46)
G382.00-Meter & Reg Instllns	Retirement	1964	1958	(1,024.00)
G382.00-Meter & Reg Instllns	Retirement	2007	1949	(8,092.54)
G382.00-Meter & Reg Instllns	Retirement	2002	1965	(3,127.90)
G382.00-Meter & Reg Instllns	Retirement	2003	1983	(8,093.36)
G382.00-Meter & Reg Instllns	Retirement	2004	1949	(3,132.93)
G382.00-Meter & Reg Instllns	Retirement	2019	1997	(36,013.56)
G382.00-Meter & Reg Instllns	Retirement	2016	2009	(8,105.35)
G382.00-Meter & Reg Instllns	Retirement	1996	1978	(3,501.00)
G382.00-Meter & Reg Instllns	Retirement	2006	1988	(36,034.69)
G382.00-Meter & Reg Instllns	Retirement	2007	1999	(8,107.62)
G382.00-Meter & Reg Instllns	Retirement	2019	1959	(3,512.56)
G382.00-Meter & Reg Instllns	Retirement	2018	1999	(9,305.47)
G382.00-Meter & Reg Instllns	Retirement	2007	1976	(43,593.48)
G382.00-Meter & Reg Instllns	Retirement	2002	1962	(3,962.55)
G382.00-Meter & Reg Instllns	Retirement	2013	1977	(3,968.64)
G382.00-Meter & Reg Instllns	Retirement	2004	1954	(3,973.46)
G382.00-Meter & Reg Instllns	Retirement	1990	1960	(982.00)
G382.00-Meter & Reg Instllns	Retirement	2002	1964	(3,979.75)
G382.00-Meter & Reg Instllns	Retirement	1999	1972	(43,795.32)
G382.00-Meter & Reg Instllns	Retirement	2012	2011	(9,348.27)
G382.00-Meter & Reg Instllns	Retirement	1999	1951	(3,985.84)
G382.00-Meter & Reg Instllns	Retirement	1990	1965	(3,989.00)
G382.00-Meter & Reg Instllns	Retirement	2010	1950	(4,503.22)
G382.00-Meter & Reg Instllns	Retirement	2000	1962	(4,507.39)
G382.00-Meter & Reg Instllns	Retirement	1999	1970	(4,508.20)
G382.00-Meter & Reg Instllns	Retirement	2002	1972	(9,363.85)
G382.00-Meter & Reg Instllns	Retirement	2009	1948	(4,515.97)
G382.00-Meter & Reg Instllns	Retirement	2011	1941	(9,377.71)
G382.00-Meter & Reg Instllns	Retirement	1990	1958	(982.00)
G382.00-Meter & Reg Instllns	Retirement	2008	1992	(43,970.70)
G382.00-Meter & Reg Instllns	Retirement	2008	1984	(138,565.35)
G382.00-Meter & Reg Instllns	Retirement	2008	1980	(4,536.40)
G382.00-Meter & Reg Instllns	Retirement	2018	2003	(138,587.31)

GRC Depr Study Transactional Data

hist acct	tran code	activity year	vintage	amount
G382.00-Meter & Reg Instllns	Retirement	1968	1957	(1,031.00)
G382.00-Meter & Reg Instllns	Retirement	2013	1996	(10,887.27)
G382.00-Meter & Reg Instllns	Retirement	2003	1989	(5,128.16)
G382.00-Meter & Reg Instllns	Retirement	1974	1974	(1,034.00)
G382.00-Meter & Reg Instllns	Retirement	2009	1954	(5,795.98)
G382.00-Meter & Reg Instllns	Retirement	1982	1956	(186.00)
G382.00-Meter & Reg Instllns	Retirement	2014	1988	(56,623.84)
G382.00-Meter & Reg Instllns	Retirement	2012	1954	(5,812.41)
G382.00-Meter & Reg Instllns	Retirement	2008	1998	(56,670.67)
G382.00-Meter & Reg Instllns	Retirement	1956	1942	(5,817.00)
G382.00-Meter & Reg Instllns	Retirement	2001	1992	(12,642.73)
G382.00-Meter & Reg Instllns	Retirement	2004	1963	(6,612.98)
G382.00-Meter & Reg Instllns	Retirement	1998	1966	(12,652.00)
G382.00-Meter & Reg Instllns	Retirement	2006	1956	(6,634.79)
G382.00-Meter & Reg Instllns	Retirement	2007	2002	(2,814.59)
G382.00-Meter & Reg Instllns	Retirement	2001	1986	(2,816.06)
G382.00-Meter & Reg Instllns	Retirement	1994	1916	(57,134.00)
G382.00-Meter & Reg Instllns	Retirement	2005	1956	(2,822.70)
G382.00-Meter & Reg Instllns	Retirement	1999	1990	(2,823.86)
G382.00-Meter & Reg Instllns	Retirement	2002	1985	(15,031.14)
G382.00-Meter & Reg Instllns	Retirement	2010	1981	(15,049.09)
G382.00-Meter & Reg Instllns	Retirement	2007	1952	(15,063.51)
G382.00-Meter & Reg Instllns	Retirement	2003	1995	(3,136.09)
G382.00-Meter & Reg Instllns	Retirement	2004	1926	(3,138.33)
G382.00-Meter & Reg Instllns	Retirement	2012	2006	(15,088.94)
G382.00-Meter & Reg Instllns	Retirement	1986	1969	(910.00)
G382.00-Meter & Reg Instllns	Retirement	2011	1993	(15,113.28)
G382.00-Meter & Reg Instllns	Retirement	1989	1961	(910.00)
G382.00-Meter & Reg Instllns	Retirement	2001	1963	(3,526.92)
G382.00-Meter & Reg Instllns	Retirement	1999	1964	(3,527.51)
G382.00-Meter & Reg Instllns	Retirement	1993	1964	(3,530.00)
G382.00-Meter & Reg Instllns	Retirement	2010	1999	(20,841.48)
G382.00-Meter & Reg Instllns	Retirement	1999	1976	(15,173.36)
G382.00-Meter & Reg Instllns	Retirement	1986	1974	(3,535.00)
G382.00-Meter & Reg Instllns	Retirement	2009	1951	(3,535.83)
G382.00-Meter & Reg Instllns	Retirement	2000	1979	(20,859.83)
G382.00-Meter & Reg Instllns	Retirement	1988	1979	(3,538.00)
G382.00-Meter & Reg Instllns	Retirement	1995	1972	(17,825.00)
G382.00-Meter & Reg Instllns	Retirement	2009	1994	(20,885.90)
G382.00-Meter & Reg Instllns	Retirement	2016	1998	(17,846.11)
G382.00-Meter & Reg Instllns	Retirement	2017	1979	(17,849.97)
G382.00-Meter & Reg Instllns	Retirement	2011	1983	(20,887.91)

GRC Depr Study Transactional Data

hist acct	tran code	activity year	vintage	amount
G382.00-Meter & Reg Instllns	Retirement	1970	1968	(911.00)
G382.00-Meter & Reg Instllns	Retirement	2012	2010	(20,919.73)
G382.00-Meter & Reg Instllns	Retirement	2001	1951	(4,007.29)
G382.00-Meter & Reg Instllns	Retirement	2011	2007	(4,010.67)
G382.00-Meter & Reg Instllns	Retirement	2009	2007	(4,010.68)
G382.00-Meter & Reg Instllns	Retirement	1977	1974	(4,019.00)
G382.00-Meter & Reg Instllns	Retirement	1989	1972	(4,020.00)
G382.00-Meter & Reg Instllns	Retirement	1987	1974	(4,021.00)
G382.00-Meter & Reg Instllns	Retirement	2018	1985	(4,540.35)
G382.00-Meter & Reg Instllns	Retirement	2007	1989	(17,972.06)
G382.00-Meter & Reg Instllns	Retirement	2003	1953	(4,550.95)
G382.00-Meter & Reg Instllns	Retirement	2015	1988	(20,981.03)
G382.00-Meter & Reg Instllns	Retirement	2014	1981	(24,898.71)
G382.00-Meter & Reg Instllns	Retirement	2005	1957	(5,130.29)
G382.00-Meter & Reg Instllns	Retirement	2013	1950	(24,907.70)
G382.00-Meter & Reg Instllns	Retirement	1994	1964	(8,167.00)
G382.00-Meter & Reg Instllns	Retirement	1982	1952	(194.00)
G382.00-Meter & Reg Instllns	Retirement	2014	1999	(24,939.41)
G382.00-Meter & Reg Instllns	Retirement	2013	1998	(8,178.20)
G382.00-Meter & Reg Instllns	Retirement	2015	1987	(5,842.04)
G382.00-Meter & Reg Instllns	Retirement	1973	1947	(194.00)
G382.00-Meter & Reg Instllns	Retirement	2012	2008	(24,987.18)
G382.00-Meter & Reg Instllns	Retirement	1969	1937	(194.00)
G382.00-Meter & Reg Instllns	Retirement	2007	1948	(9,430.67)
G382.00-Meter & Reg Instllns	Retirement	2006	1949	(6,680.08)
G382.00-Meter & Reg Instllns	Retirement	2008	2006	(9,434.73)
G382.00-Meter & Reg Instllns	Retirement	2013	2002	(82,218.63)
G382.00-Meter & Reg Instllns	Retirement	2015	2007	(9,437.80)
G382.00-Meter & Reg Instllns	Retirement	1986	1983	(6,712.00)
G382.00-Meter & Reg Instllns	Retirement	1998	1976	(6,715.00)
G382.00-Meter & Reg Instllns	Retirement	2000	1926	(2,828.61)
G382.00-Meter & Reg Instllns	Retirement	2003	1996	(2,835.24)
G382.00-Meter & Reg Instllns	Retirement	2008	1947	(2,836.64)
G382.00-Meter & Reg Instllns	Retirement	2018	2009	(82,602.63)
G382.00-Meter & Reg Instllns	Retirement	2019	1954	(2,840.57)
G382.00-Meter & Reg Instllns	Retirement	1990	1976	(2,842.00)
G382.00-Meter & Reg Instllns	Retirement	2002	1991	(2,843.91)
G382.00-Meter & Reg Instllns	Retirement	2016	1984	(25,156.11)
G382.00-Meter & Reg Instllns	Retirement	1964	1955	(914.00)
G382.00-Meter & Reg Instllns	Retirement	1994	1971	(29,499.00)
G382.00-Meter & Reg Instllns	Retirement	2006	1991	(10,974.66)
G382.00-Meter & Reg Instllns	Retirement	1953	1951	(914.00)

GRC Depr Study Transactional Data

hist acct	tran code	activity year	vintage	amount
G382.00-Meter & Reg Instllns	Retirement	2007	1947	(3,165.66)
G382.00-Meter & Reg Instllns	Retirement	2014	2009	(10,997.59)
G382.00-Meter & Reg Instllns	Retirement	2007	1959	(29,545.37)
G382.00-Meter & Reg Instllns	Retirement	2009	2005	(3,169.33)
G382.00-Meter & Reg Instllns	Retirement	2004	1956	(3,171.90)
G382.00-Meter & Reg Instllns	Retirement	1984	1982	(3,175.00)
G382.00-Meter & Reg Instllns	Retirement	1991	1985	(1,013.00)
G382.00-Meter & Reg Instllns	Retirement	2005	1955	(3,566.77)
G382.00-Meter & Reg Instllns	Retirement	2016	2008	(4,027.30)
G382.00-Meter & Reg Instllns	Retirement	2017	1990	(12,826.33)
G382.00-Meter & Reg Instllns	Retirement	1990	1985	(1,013.00)
G382.00-Meter & Reg Instllns	Retirement	2010	1956	(4,568.70)
G382.00-Meter & Reg Instllns	Retirement	2018	1998	(12,859.19)
G382.00-Meter & Reg Instllns	Retirement	2017	1999	(4,578.00)
G382.00-Meter & Reg Instllns	Retirement	1969	1955	(915.00)
G382.00-Meter & Reg Instllns	Retirement	1998	1973	(15,216.00)
G382.00-Meter & Reg Instllns	Retirement	1997	1950	(915.00)
G382.00-Meter & Reg Instllns	Retirement	1973	1972	(984.00)
G382.00-Meter & Reg Instllns	Retirement	2019	1957	(4,593.84)
G382.00-Meter & Reg Instllns	Retirement	1977	1970	(1,013.00)
G382.00-Meter & Reg Instllns	Retirement	1971	1962	(4,598.00)
G382.00-Meter & Reg Instllns	Retirement	2017	2009	(5,168.58)
G382.00-Meter & Reg Instllns	Retirement	2002	1996	(5,168.68)
G382.00-Meter & Reg Instllns	Retirement	2020	1983	(15,267.14)
G382.00-Meter & Reg Instllns	Retirement	1989	1976	(5,183.00)
G382.00-Meter & Reg Instllns	Retirement	1993	1965	(5,185.00)
G382.00-Meter & Reg Instllns	Retirement	1971	1966	(5,201.00)
G382.00-Meter & Reg Instllns	Retirement	2008	1985	(94,161.52)
G382.00-Meter & Reg Instllns	Retirement	1999	1987	(5,206.46)
G382.00-Meter & Reg Instllns	Retirement	2017	1999	(5,209.45)
G382.00-Meter & Reg Instllns	Retirement	2011	1958	(5,210.66)
G382.00-Meter & Reg Instllns	Retirement	2007	1995	(17,989.69)
G382.00-Meter & Reg Instllns	Retirement	2015	1990	(18,038.62)
G382.00-Meter & Reg Instllns	Retirement	2008	1981	(18,109.27)
G382.00-Meter & Reg Instllns	Retirement	2005	1999	(6,757.41)
G382.00-Meter & Reg Instllns	Retirement	2018	1993	(18,147.72)
G382.00-Meter & Reg Instllns	Retirement	2019	1984	(18,168.30)
G382.00-Meter & Reg Instllns	Retirement	1997	1987	(6,767.00)
G382.00-Meter & Reg Instllns	Retirement	2005	1965	(44,205.08)
G382.00-Meter & Reg Instllns	Retirement	1968	1966	(2,866.00)
G382.00-Meter & Reg Instllns	Retirement	1985	1955	(923.00)
G382.00-Meter & Reg Instllns	Retirement	2016	1981	(8,233.24)

GRC Depr Study Transactional Data

hist acct	tran code	activity year	vintage	amount
G382.00-Meter & Reg Instllns	Retirement	1988	1985	(2,871.00)
G382.00-Meter & Reg Instllns	Retirement	1998	1984	(8,249.00)
G382.00-Meter & Reg Instllns	Retirement	1997	1980	(3,186.00)
G382.00-Meter & Reg Instllns	Retirement	2020	1998	(44,333.26)
G382.00-Meter & Reg Instllns	Retirement	1998	1967	(8,257.00)
G382.00-Meter & Reg Instllns	Retirement	2001	1958	(3,190.58)
G382.00-Meter & Reg Instllns	Retirement	2000	1981	(8,259.65)
G382.00-Meter & Reg Instllns	Retirement	2009	1998	(8,264.10)
G382.00-Meter & Reg Instllns	Retirement	2007	1978	(44,410.80)
G382.00-Meter & Reg Instllns	Retirement	2011	1950	(3,199.66)
G382.00-Meter & Reg Instllns	Retirement	2019	2001	(8,268.48)
G382.00-Meter & Reg Instllns	Retirement	1978	1958	(924.00)
G382.00-Meter & Reg Instllns	Retirement	1965	1956	(924.00)
G382.00-Meter & Reg Instllns	Retirement	1993	1971	(44,585.00)
G382.00-Meter & Reg Instllns	Retirement	1962	1953	(924.00)
G382.00-Meter & Reg Instllns	Retirement	1986	1980	(3,596.00)
G382.00-Meter & Reg Instllns	Retirement	2007	2003	(3,597.66)
G382.00-Meter & Reg Instllns	Retirement	1989	1966	(3,604.00)
G382.00-Meter & Reg Instllns	Retirement	2005	1984	(44,648.97)
G382.00-Meter & Reg Instllns	Retirement	2005	2000	(4,065.10)
G382.00-Meter & Reg Instllns	Retirement	2009	1952	(4,070.44)
G382.00-Meter & Reg Instllns	Retirement	2018	1982	(9,553.07)
G382.00-Meter & Reg Instllns	Retirement	1991	1947	(195.00)
G382.00-Meter & Reg Instllns	Retirement	2017	1993	(9,553.29)
G382.00-Meter & Reg Instllns	Retirement	2002	1989	(4,078.03)
G382.00-Meter & Reg Instllns	Retirement	1999	1989	(9,568.33)
G382.00-Meter & Reg Instllns	Retirement	1972	1927	(195.00)
G382.00-Meter & Reg Instllns	Retirement	2001	1995	(4,089.58)
G382.00-Meter & Reg Instllns	Retirement	2019	1995	(44,861.62)
G382.00-Meter & Reg Instllns	Retirement	1973	1971	(4,606.00)
G382.00-Meter & Reg Instllns	Retirement	2007	2004	(4,609.41)
G382.00-Meter & Reg Instllns	Retirement	2003	1997	(924.78)
G382.00-Meter & Reg Instllns	Retirement	1986	1978	(925.00)
G382.00-Meter & Reg Instllns	Retirement	1988	1981	(4,626.00)
G382.00-Meter & Reg Instllns	Retirement	2011	1988	(57,654.02)
G382.00-Meter & Reg Instllns	Retirement	2013	1957	(5,214.11)
G382.00-Meter & Reg Instllns	Retirement	2014	1957	(5,214.16)
G382.00-Meter & Reg Instllns	Retirement	2004	1946	(925.21)
G382.00-Meter & Reg Instllns	Retirement	1998	1985	(5,222.00)
G382.00-Meter & Reg Instllns	Retirement	2015	1998	(11,076.05)
G382.00-Meter & Reg Instllns	Retirement	2008	1978	(57,745.06)
G382.00-Meter & Reg Instllns	Retirement	2013	1954	(5,237.70)

GRC Depr Study Transactional Data

hist acct	tran code	activity year	vintage	amount
G382.00-Meter & Reg Instllns	Retirement	2009	1956	(5,252.53)
G382.00-Meter & Reg Instllns	Retirement	2009	1953	(5,940.33)
G382.00-Meter & Reg Instllns	Retirement	2011	2000	(12,883.24)
G382.00-Meter & Reg Instllns	Retirement	2006	1963	(5,976.18)
G382.00-Meter & Reg Instllns	Retirement	2017	1981	(5,981.25)
G382.00-Meter & Reg Instllns	Retirement	2010	2004	(5,985.34)
G382.00-Meter & Reg Instllns	Retirement	1990	1974	(12,921.00)
G382.00-Meter & Reg Instllns	Retirement	2006	1993	(6,793.44)
G382.00-Meter & Reg Instllns	Retirement	2009	1981	(12,936.21)
G382.00-Meter & Reg Instllns	Retirement	2009	1985	(95,220.74)
G382.00-Meter & Reg Instllns	Retirement	2010	1957	(12,943.06)
G382.00-Meter & Reg Instllns	Retirement	2016	1991	(21,019.11)
G382.00-Meter & Reg Instllns	Retirement	2011	1933	(6,803.95)
G382.00-Meter & Reg Instllns	Retirement	2004	1989	(12,961.09)
G382.00-Meter & Reg Instllns	Retirement	1994	1966	(15,350.00)
G382.00-Meter & Reg Instllns	Retirement	2002	1987	(21,074.85)
G382.00-Meter & Reg Instllns	Retirement	2017	2003	(21,083.54)
G382.00-Meter & Reg Instllns	Retirement	1999	1979	(15,390.96)
G382.00-Meter & Reg Instllns	Retirement	2005	1949	(2,878.05)
G382.00-Meter & Reg Instllns	Retirement	2001	1957	(2,883.69)
G382.00-Meter & Reg Instllns	Retirement	2005	1975	(15,435.42)
G382.00-Meter & Reg Instllns	Retirement	2019	1990	(21,129.10)
G382.00-Meter & Reg Instllns	Retirement	2008	1997	(95,997.00)
G382.00-Meter & Reg Instllns	Retirement	2008	1962	(15,453.92)
G382.00-Meter & Reg Instllns	Retirement	1966	1958	(2,890.00)
G382.00-Meter & Reg Instllns	Retirement	2015	1980	(15,470.52)
G382.00-Meter & Reg Instllns	Retirement	1988	1963	(3,212.00)
G382.00-Meter & Reg Instllns	Retirement	1996	1982	(3,215.00)
G382.00-Meter & Reg Instllns	Retirement	2010	1993	(21,160.05)
G382.00-Meter & Reg Instllns	Retirement	2000	1953	(3,218.28)
G382.00-Meter & Reg Instllns	Retirement	2013	1982	(15,515.06)
G382.00-Meter & Reg Instllns	Retirement	2002	1981	(3,225.70)
G382.00-Meter & Reg Instllns	Retirement	2012	1981	(18,214.90)
G382.00-Meter & Reg Instllns	Retirement	2012	1950	(3,231.96)
G382.00-Meter & Reg Instllns	Retirement	2004	1948	(3,618.75)
G382.00-Meter & Reg Instllns	Retirement	2010	1953	(18,260.50)
G382.00-Meter & Reg Instllns	Retirement	1997	1966	(18,281.00)
G382.00-Meter & Reg Instllns	Retirement	2013	1958	(3,624.82)
G382.00-Meter & Reg Instllns	Retirement	2010	1954	(18,307.35)
G382.00-Meter & Reg Instllns	Retirement	1985	1980	(4,099.00)
G382.00-Meter & Reg Instllns	Retirement	2012	1994	(18,358.82)
G382.00-Meter & Reg Instllns	Retirement	2001	1926	(4,101.84)

GRC Depr Study Transactional Data

hist acct	tran code	activity year	vintage	amount
G382.00-Meter & Reg Instllns	Retirement	2006	1961	(4,102.86)
G382.00-Meter & Reg Instllns	Retirement	2014	1998	(18,384.74)
G382.00-Meter & Reg Instllns	Retirement	2010	1931	(4,114.40)
G382.00-Meter & Reg Instllns	Retirement	2002	1982	(8,285.91)
G382.00-Meter & Reg Instllns	Retirement	1992	1966	(8,286.00)
G382.00-Meter & Reg Instllns	Retirement	2011	1992	(25,183.70)
G382.00-Meter & Reg Instllns	Retirement	2005	1959	(8,289.12)
G382.00-Meter & Reg Instllns	Retirement	2010	1951	(8,314.59)
G382.00-Meter & Reg Instllns	Retirement	1970	1954	(5,263.00)
G382.00-Meter & Reg Instllns	Retirement	2013	1997	(5,264.11)
G382.00-Meter & Reg Instllns	Retirement	2015	1997	(5,264.12)
G382.00-Meter & Reg Instllns	Retirement	1998	1977	(5,265.00)
G382.00-Meter & Reg Instllns	Retirement	2019	1993	(25,259.61)
G382.00-Meter & Reg Instllns	Retirement	1974	1971	(5,275.00)
G382.00-Meter & Reg Instllns	Retirement	2013	1956	(5,281.65)
G382.00-Meter & Reg Instllns	Retirement	2017	1986	(25,281.10)
G382.00-Meter & Reg Instllns	Retirement	2019	1992	(25,284.02)
G382.00-Meter & Reg Instllns	Retirement	2020	2000	(82,901.98)
G382.00-Meter & Reg Instllns	Retirement	1985	1983	(5,290.00)
G382.00-Meter & Reg Instllns	Retirement	1992	1964	(5,294.00)
G382.00-Meter & Reg Instllns	Retirement	2008	2004	(5,985.35)
G382.00-Meter & Reg Instllns	Retirement	2016	1982	(9,600.10)
G382.00-Meter & Reg Instllns	Retirement	2007	1984	(82,996.10)
G382.00-Meter & Reg Instllns	Retirement	1992	1978	(986.00)
G382.00-Meter & Reg Instllns	Retirement	2017	1997	(25,328.10)
G382.00-Meter & Reg Instllns	Retirement	2017	1986	(25,344.53)
G382.00-Meter & Reg Instllns	Retirement	2010	1988	(83,170.14)
G382.00-Meter & Reg Instllns	Retirement	2000	1947	(1,013.72)
G382.00-Meter & Reg Instllns	Retirement	1997	1978	(6,832.00)
G382.00-Meter & Reg Instllns	Retirement	2019	1994	(29,808.26)
G382.00-Meter & Reg Instllns	Retirement	2010	2001	(6,845.97)
G382.00-Meter & Reg Instllns	Retirement	1998	1978	(6,847.00)
G382.00-Meter & Reg Instllns	Retirement	2004	1953	(6,847.70)
G382.00-Meter & Reg Instllns	Retirement	1995	1959	(6,860.00)
G382.00-Meter & Reg Instllns	Retirement	2017	1991	(9,643.44)
G382.00-Meter & Reg Instllns	Retirement	2008	2005	(6,866.88)
G382.00-Meter & Reg Instllns	Retirement	2009	1928	(6,881.11)
G382.00-Meter & Reg Instllns	Retirement	1969	1969	(2,896.00)
G382.00-Meter & Reg Instllns	Retirement	2000	1985	(11,146.68)
G382.00-Meter & Reg Instllns	Retirement	1993	1973	(11,157.00)
G382.00-Meter & Reg Instllns	Retirement	2016	1996	(29,910.99)
G382.00-Meter & Reg Instllns	Retirement	1995	1988	(2,900.00)

GRC Depr Study Transactional Data

hist acct	tran code	activity year	vintage	amount
G382.00-Meter & Reg Instllns	Retirement	2018	1979	(11,160.61)
G382.00-Meter & Reg Instllns	Retirement	2005	1926	(2,904.33)
G382.00-Meter & Reg Instllns	Retirement	2006	1989	(11,186.61)
G382.00-Meter & Reg Instllns	Retirement	1984	1970	(3,241.00)
G382.00-Meter & Reg Instllns	Retirement	2006	1950	(11,214.94)
G382.00-Meter & Reg Instllns	Retirement	2011	1948	(3,249.90)
G382.00-Meter & Reg Instllns	Retirement	1974	1970	(917.00)
G382.00-Meter & Reg Instllns	Retirement	2010	1949	(3,642.71)
G382.00-Meter & Reg Instllns	Retirement	2006	1982	(13,026.74)
G382.00-Meter & Reg Instllns	Retirement	1990	1962	(3,647.00)
G382.00-Meter & Reg Instllns	Retirement	2010	2006	(3,655.33)
G382.00-Meter & Reg Instllns	Retirement	1990	1973	(4,118.00)
G382.00-Meter & Reg Instllns	Retirement	2009	1950	(4,126.15)
G382.00-Meter & Reg Instllns	Retirement	2019	2004	(97,131.75)
G382.00-Meter & Reg Instllns	Retirement	2009	1986	(13,087.31)
G382.00-Meter & Reg Instllns	Retirement	2005	1940	(986.54)
G382.00-Meter & Reg Instllns	Retirement	2019	1980	(15,548.39)
G382.00-Meter & Reg Instllns	Retirement	2013	1948	(15,561.59)
G382.00-Meter & Reg Instllns	Retirement	1994	1978	(4,687.00)
G382.00-Meter & Reg Instllns	Retirement	2002	1976	(15,608.73)
G382.00-Meter & Reg Instllns	Retirement	2001	1964	(4,703.35)
G382.00-Meter & Reg Instllns	Retirement	2005	1950	(4,707.90)
G382.00-Meter & Reg Instllns	Retirement	2014	1978	(15,667.12)
G382.00-Meter & Reg Instllns	Retirement	1997	1959	(1,034.00)
G382.00-Meter & Reg Instllns	Retirement	2005	1958	(5,342.82)
G382.00-Meter & Reg Instllns	Retirement	1997	1967	(5,346.00)
G382.00-Meter & Reg Instllns	Retirement	2004	1958	(6,041.35)
G382.00-Meter & Reg Instllns	Retirement	2016	1997	(18,474.11)
G382.00-Meter & Reg Instllns	Retirement	2000	1978	(18,490.46)
G382.00-Meter & Reg Instllns	Retirement	2013	1955	(6,060.35)
G382.00-Meter & Reg Instllns	Retirement	2009	2006	(6,075.76)
G382.00-Meter & Reg Instllns	Retirement	2008	1949	(6,085.36)
G382.00-Meter & Reg Instllns	Retirement	2011	1979	(45,089.02)
G382.00-Meter & Reg Instllns	Retirement	2011	1977	(116,636.39)
G382.00-Meter & Reg Instllns	Retirement	1995	1965	(8,356.00)
G382.00-Meter & Reg Instllns	Retirement	1996	1972	(8,360.00)
G382.00-Meter & Reg Instllns	Retirement	1995	1978	(6,955.00)
G382.00-Meter & Reg Instllns	Retirement	1958	1953	(919.00)
G382.00-Meter & Reg Instllns	Retirement	2007	1954	(6,961.71)
G382.00-Meter & Reg Instllns	Retirement	1985	1968	(2,910.00)
G382.00-Meter & Reg Instllns	Retirement	1987	1979	(2,916.00)
G382.00-Meter & Reg Instllns	Retirement	2012	1984	(8,385.36)

GRC Depr Study Transactional Data

hist acct	tran code	activity year	vintage	amount
G382.00-Meter & Reg Instllns	Retirement	2000	1996	(2,916.54)
G382.00-Meter & Reg Instllns	Retirement	1991	1976	(2,917.00)
G382.00-Meter & Reg Instllns	Retirement	1998	1981	(2,921.00)
G382.00-Meter & Reg Instllns	Retirement	2007	1996	(45,465.15)
G382.00-Meter & Reg Instllns	Retirement	1987	1963	(2,929.00)
G382.00-Meter & Reg Instllns	Retirement	2005	1990	(3,251.43)
G382.00-Meter & Reg Instllns	Retirement	1995	1960	(3,252.00)
G382.00-Meter & Reg Instllns	Retirement	2008	1963	(117,221.11)
G382.00-Meter & Reg Instllns	Retirement	1998	1963	(931.00)
G382.00-Meter & Reg Instllns	Retirement	2006	2004	(8,421.92)
G382.00-Meter & Reg Instllns	Retirement	2005	1948	(3,259.85)
G382.00-Meter & Reg Instllns	Retirement	2006	1973	(117,721.44)
G382.00-Meter & Reg Instllns	Retirement	1999	1993	(3,268.64)
G382.00-Meter & Reg Instllns	Retirement	1997	1989	(3,270.00)
G382.00-Meter & Reg Instllns	Retirement	2008	2007	(3,659.73)
G382.00-Meter & Reg Instllns	Retirement	1989	1988	(3,678.00)
G382.00-Meter & Reg Instllns	Retirement	1999	1926	(4,150.01)
G382.00-Meter & Reg Instllns	Retirement	1950	1945	(197.00)
G382.00-Meter & Reg Instllns	Retirement	1990	1936	(197.00)
G382.00-Meter & Reg Instllns	Retirement	2017	1981	(4,172.98)
G382.00-Meter & Reg Instllns	Retirement	2017	1989	(11,225.66)
G382.00-Meter & Reg Instllns	Retirement	2017	1985	(59,024.57)
G382.00-Meter & Reg Instllns	Retirement	2001	1942	(941.59)
G382.00-Meter & Reg Instllns	Retirement	2019	2012	(98,266.45)
G382.00-Meter & Reg Instllns	Retirement	2003	1991	(4,727.16)
G382.00-Meter & Reg Instllns	Retirement	2004	1981	(4,729.37)
G382.00-Meter & Reg Instllns	Retirement	2019	1956	(4,743.28)
G382.00-Meter & Reg Instllns	Retirement	1995	1962	(4,755.00)
G382.00-Meter & Reg Instllns	Retirement	2018	1980	(5,362.43)
G382.00-Meter & Reg Instllns	Retirement	2007	1990	(11,329.93)
G382.00-Meter & Reg Instllns	Retirement	1997	1979	(5,365.00)
G382.00-Meter & Reg Instllns	Retirement	2006	1955	(6,091.91)
G382.00-Meter & Reg Instllns	Retirement	1995	1964	(13,139.00)
G382.00-Meter & Reg Instllns	Retirement	2007	1953	(13,142.47)
G382.00-Meter & Reg Instllns	Retirement	1995	1987	(6,104.00)
G382.00-Meter & Reg Instllns	Retirement	2011	1953	(21,379.54)
G382.00-Meter & Reg Instllns	Retirement	2003	1951	(6,107.37)
G382.00-Meter & Reg Instllns	Retirement	2001	1975	(13,159.25)
G382.00-Meter & Reg Instllns	Retirement	2018	1983	(6,117.19)
G382.00-Meter & Reg Instllns	Retirement	2005	1981	(6,120.36)
G382.00-Meter & Reg Instllns	Retirement	2003	1988	(13,172.40)
G382.00-Meter & Reg Instllns	Retirement	2012	1997	(13,190.11)

GRC Depr Study Transactional Data

hist acct	tran code	activity year	vintage	amount
G382.00-Meter & Reg Instllns	Retirement	2007	1927	(6,986.40)
G382.00-Meter & Reg Instllns	Retirement	2010	1996	(21,484.56)
G382.00-Meter & Reg Instllns	Retirement	2017	2013	(15,708.85)
G382.00-Meter & Reg Instllns	Retirement	2011	1981	(15,718.16)
G382.00-Meter & Reg Instllns	Retirement	2009	1993	(15,728.21)
G382.00-Meter & Reg Instllns	Retirement	2017	1996	(21,516.66)
G382.00-Meter & Reg Instllns	Retirement	2009	1982	(15,773.01)
G382.00-Meter & Reg Instllns	Retirement	1998	1982	(2,934.00)
G382.00-Meter & Reg Instllns	Retirement	2001	1976	(15,780.35)
G382.00-Meter & Reg Instllns	Retirement	1956	1949	(2,938.00)
G382.00-Meter & Reg Instllns	Retirement	2007	2000	(2,939.38)
G382.00-Meter & Reg Instllns	Retirement	1984	1978	(2,940.00)
G382.00-Meter & Reg Instllns	Retirement	2003	1977	(15,804.29)
G382.00-Meter & Reg Instllns	Retirement	2012	1977	(25,399.30)
G382.00-Meter & Reg Instllns	Retirement	2016	2012	(15,808.97)
G382.00-Meter & Reg Instllns	Retirement	1995	1986	(2,949.00)
G382.00-Meter & Reg Instllns	Retirement	1995	1966	(15,830.00)
G382.00-Meter & Reg Instllns	Retirement	1989	1956	(989.00)
G382.00-Meter & Reg Instllns	Retirement	1986	1982	(3,278.00)
G382.00-Meter & Reg Instllns	Retirement	1991	1966	(7,338.00)
G382.00-Meter & Reg Instllns	Retirement	2000	1960	(3,286.23)
G382.00-Meter & Reg Instllns	Retirement	1995	1970	(25,490.00)
G382.00-Meter & Reg Instllns	Retirement	2009	1929	(7,357.13)
G382.00-Meter & Reg Instllns	Retirement	2004	1961	(3,694.47)
G382.00-Meter & Reg Instllns	Retirement	2011	2006	(3,704.73)
G382.00-Meter & Reg Instllns	Retirement	2002	1951	(3,707.28)
G382.00-Meter & Reg Instllns	Retirement	1997	1976	(3,709.00)
G382.00-Meter & Reg Instllns	Retirement	2007	1951	(25,543.73)
G382.00-Meter & Reg Instllns	Retirement	2007	1961	(3,713.01)
G382.00-Meter & Reg Instllns	Retirement	1993	1966	(7,390.00)
G382.00-Meter & Reg Instllns	Retirement	2013	1984	(4,192.68)
G382.00-Meter & Reg Instllns	Retirement	2000	1959	(4,202.00)
G382.00-Meter & Reg Instllns	Retirement	1987	1976	(8,454.00)
G382.00-Meter & Reg Instllns	Retirement	1987	1981	(4,207.00)
G382.00-Meter & Reg Instllns	Retirement	2004	1964	(8,456.95)
G382.00-Meter & Reg Instllns	Retirement	2009	1997	(25,612.64)
G382.00-Meter & Reg Instllns	Retirement	2017	1995	(4,767.46)
G382.00-Meter & Reg Instllns	Retirement	2008	1954	(8,472.28)
G382.00-Meter & Reg Instllns	Retirement	2008	1950	(8,478.55)
G382.00-Meter & Reg Instllns	Retirement	2016	1994	(30,187.07)
G382.00-Meter & Reg Instllns	Retirement	2004	1950	(4,794.09)
G382.00-Meter & Reg Instllns	Retirement	1990	1959	(1,034.00)

GRC Depr Study Transactional Data

hist acct	tran code	activity year	vintage	amount
G382.00-Meter & Reg Instllns	Retirement	1989	1978	(5,414.00)
G382.00-Meter & Reg Instllns	Retirement	2004	1957	(5,432.06)
G382.00-Meter & Reg Instllns	Retirement	2004	1993	(9,783.94)
G382.00-Meter & Reg Instllns	Retirement	2008	1958	(30,357.76)
G382.00-Meter & Reg Instllns	Retirement	1950	1949	(209.00)
G382.00-Meter & Reg Instllns	Retirement	2013	1959	(6,171.69)
G382.00-Meter & Reg Instllns	Retirement	2003	1959	(6,171.69)
G382.00-Meter & Reg Instllns	Retirement	2004	1990	(9,817.62)
G382.00-Meter & Reg Instllns	Retirement	2006	1972	(73,014.29)
G382.00-Meter & Reg Instllns	Retirement	1991	1941	(209.00)
G382.00-Meter & Reg Instllns	Retirement	2007	1994	(9,825.86)
G382.00-Meter & Reg Instllns	Retirement	1971	1939	(209.00)
G382.00-Meter & Reg Instllns	Retirement	2016	1979	(11,349.59)
G382.00-Meter & Reg Instllns	Retirement	2005	1972	(30,462.12)
G382.00-Meter & Reg Instllns	Retirement	2008	1953	(11,356.10)
G382.00-Meter & Reg Instllns	Retirement	2017	1955	(1,025.86)
G382.00-Meter & Reg Instllns	Retirement	2007	1956	(7,085.85)
G382.00-Meter & Reg Instllns	Retirement	1999	1985	(7,086.78)
G382.00-Meter & Reg Instllns	Retirement	2000	1986	(2,949.49)
G382.00-Meter & Reg Instllns	Retirement	1969	1966	(2,951.00)
G382.00-Meter & Reg Instllns	Retirement	2014	1993	(36,939.43)
G382.00-Meter & Reg Instllns	Retirement	2020	1987	(36,999.58)
G382.00-Meter & Reg Instllns	Retirement	2005	1998	(2,958.65)
G382.00-Meter & Reg Instllns	Retirement	2000	1952	(2,966.85)
G382.00-Meter & Reg Instllns	Retirement	2020	1997	(37,085.55)
G382.00-Meter & Reg Instllns	Retirement	1992	1974	(13,230.00)
G382.00-Meter & Reg Instllns	Retirement	1999	1953	(3,317.52)
G382.00-Meter & Reg Instllns	Retirement	1989	1962	(3,319.00)
G382.00-Meter & Reg Instllns	Retirement	2007	1937	(3,720.15)
G382.00-Meter & Reg Instllns	Retirement	1972	1955	(1,016.00)
G382.00-Meter & Reg Instllns	Retirement	2015	1983	(13,290.95)
G382.00-Meter & Reg Instllns	Retirement	2014	2003	(37,299.51)
G382.00-Meter & Reg Instllns	Retirement	2019	1982	(13,308.50)
G382.00-Meter & Reg Instllns	Retirement	2010	1976	(83,922.41)
G382.00-Meter & Reg Instllns	Retirement	1995	1985	(13,309.00)
G382.00-Meter & Reg Instllns	Retirement	2012	1946	(13,309.54)
G382.00-Meter & Reg Instllns	Retirement	1998	1971	(13,329.00)
G382.00-Meter & Reg Instllns	Retirement	2000	1992	(4,230.74)
G382.00-Meter & Reg Instllns	Retirement	1990	1966	(4,238.00)
G382.00-Meter & Reg Instllns	Retirement	2006	1992	(15,915.63)
G382.00-Meter & Reg Instllns	Retirement	1976	1950	(207.00)
G382.00-Meter & Reg Instllns	Retirement	2016	1990	(15,935.26)

GRC Depr Study Transactional Data

hist acct	tran code	activity year	vintage	amount
G382.00-Meter & Reg Instllns	Retirement	1999	1967	(4,805.57)
G382.00-Meter & Reg Instllns	Retirement	1997	1971	(15,942.00)
G382.00-Meter & Reg Instllns	Retirement	1969	1931	(207.00)
G382.00-Meter & Reg Instllns	Retirement	2008	2003	(4,818.30)
G382.00-Meter & Reg Instllns	Retirement	1958	1926	(207.00)
G382.00-Meter & Reg Instllns	Retirement	1972	1967	(990.00)
G382.00-Meter & Reg Instllns	Retirement	1994	1984	(4,827.00)
G382.00-Meter & Reg Instllns	Retirement	2010	1948	(4,834.97)
G382.00-Meter & Reg Instllns	Retirement	2003	1963	(5,437.34)
G382.00-Meter & Reg Instllns	Retirement	1998	1988	(5,450.00)
G382.00-Meter & Reg Instllns	Retirement	2017	2010	(7,427.99)
G382.00-Meter & Reg Instllns	Retirement	2009	1962	(99,955.14)
G382.00-Meter & Reg Instllns	Retirement	1982	1981	(5,478.00)
G382.00-Meter & Reg Instllns	Retirement	2007	2005	(5,480.31)
G382.00-Meter & Reg Instllns	Retirement	1998	1979	(6,191.00)
G382.00-Meter & Reg Instllns	Retirement	1987	1986	(6,195.00)
G382.00-Meter & Reg Instllns	Retirement	2001	1982	(6,219.96)
G382.00-Meter & Reg Instllns	Retirement	2012	1945	(7,451.66)
G382.00-Meter & Reg Instllns	Retirement	2019	1981	(7,094.09)
G382.00-Meter & Reg Instllns	Retirement	1991	1956	(218.00)
G382.00-Meter & Reg Instllns	Retirement	2004	1960	(8,520.48)
G382.00-Meter & Reg Instllns	Retirement	2015	1995	(46,324.60)
G382.00-Meter & Reg Instllns	Retirement	2013	1990	(8,524.49)
G382.00-Meter & Reg Instllns	Retirement	2002	1992	(7,152.29)
G382.00-Meter & Reg Instllns	Retirement	2017	2012	(8,531.55)
G382.00-Meter & Reg Instllns	Retirement	2007	1987	(59,729.53)
G382.00-Meter & Reg Instllns	Retirement	2020	1953	(8,563.16)
G382.00-Meter & Reg Instllns	Retirement	2012	1957	(2,984.29)
G382.00-Meter & Reg Instllns	Retirement	2012	1980	(9,847.80)
G382.00-Meter & Reg Instllns	Retirement	2009	1949	(3,324.11)
G382.00-Meter & Reg Instllns	Retirement	2012	2001	(59,920.80)
G382.00-Meter & Reg Instllns	Retirement	2015	1999	(9,855.22)
G382.00-Meter & Reg Instllns	Retirement	2004	1971	(3,332.10)
G382.00-Meter & Reg Instllns	Retirement	1972	1971	(3,335.00)
G382.00-Meter & Reg Instllns	Retirement	2020	2003	(60,121.62)
G382.00-Meter & Reg Instllns	Retirement	2001	1991	(9,878.22)
G382.00-Meter & Reg Instllns	Retirement	2019	1988	(60,210.78)
G382.00-Meter & Reg Instllns	Retirement	2008	1937	(3,348.12)
G382.00-Meter & Reg Instllns	Retirement	2019	2008	(101,394.56)
G382.00-Meter & Reg Instllns	Retirement	1969	1957	(991.00)
G382.00-Meter & Reg Instllns	Retirement	2001	1962	(4,259.74)
G382.00-Meter & Reg Instllns	Retirement	2019	1955	(4,261.13)

GRC Depr Study Transactional Data

hist acct	tran code	activity year	vintage	amount
G382.00-Meter & Reg Instllns	Retirement	1995	1977	(4,262.00)
G382.00-Meter & Reg Instllns	Retirement	2017	1978	(11,472.78)
G382.00-Meter & Reg Instllns	Retirement	1982	1971	(4,284.00)
G382.00-Meter & Reg Instllns	Retirement	2008	2002	(4,847.35)
G382.00-Meter & Reg Instllns	Retirement	1989	1979	(4,848.00)
G382.00-Meter & Reg Instllns	Retirement	1971	1928	(219.00)
G382.00-Meter & Reg Instllns	Retirement	2006	1960	(63,793.50)
G382.00-Meter & Reg Instllns	Retirement	1961	1924	(219.00)
G382.00-Meter & Reg Instllns	Retirement	1999	1981	(4,868.45)
G382.00-Meter & Reg Instllns	Retirement	2017	1991	(13,330.63)
G382.00-Meter & Reg Instllns	Retirement	2011	2001	(4,869.80)
G382.00-Meter & Reg Instllns	Retirement	2012	1996	(13,334.13)
G382.00-Meter & Reg Instllns	Retirement	2005	1997	(13,337.36)
G382.00-Meter & Reg Instllns	Retirement	2003	1960	(5,488.35)
G382.00-Meter & Reg Instllns	Retirement	1988	1986	(5,492.00)
G382.00-Meter & Reg Instllns	Retirement	2013	2006	(5,493.60)
G382.00-Meter & Reg Instllns	Retirement	2006	1952	(13,357.92)
G382.00-Meter & Reg Instllns	Retirement	2013	1951	(5,496.62)
G382.00-Meter & Reg Instllns	Retirement	2001	1980	(5,502.92)
G382.00-Meter & Reg Instllns	Retirement	2017	2000	(5,505.36)
G382.00-Meter & Reg Instllns	Retirement	2002	1984	(13,392.12)
G382.00-Meter & Reg Instllns	Retirement	2005	1993	(6,240.77)
G382.00-Meter & Reg Instllns	Retirement	1997	1973	(13,436.00)
G382.00-Meter & Reg Instllns	Retirement	2014	1954	(6,255.72)
G382.00-Meter & Reg Instllns	Retirement	2002	1979	(13,447.70)
G382.00-Meter & Reg Instllns	Retirement	2013	2005	(6,257.62)
G382.00-Meter & Reg Instllns	Retirement	2011	1999	(13,455.39)
G382.00-Meter & Reg Instllns	Retirement	2012	2003	(21,574.89)
G382.00-Meter & Reg Instllns	Retirement	1989	1974	(7,170.00)
G382.00-Meter & Reg Instllns	Retirement	2014	1953	(7,173.71)
G382.00-Meter & Reg Instllns	Retirement	2020	1979	(16,095.86)
G382.00-Meter & Reg Instllns	Retirement	1995	1967	(16,108.00)
G382.00-Meter & Reg Instllns	Retirement	1996	1970	(2,994.00)
G382.00-Meter & Reg Instllns	Retirement	1992	1973	(2,996.00)
G382.00-Meter & Reg Instllns	Retirement	2016	1980	(16,131.83)
G382.00-Meter & Reg Instllns	Retirement	2008	1941	(3,003.05)
G382.00-Meter & Reg Instllns	Retirement	2010	1998	(7,463.70)
G382.00-Meter & Reg Instllns	Retirement	2006	1927	(7,468.22)
G382.00-Meter & Reg Instllns	Retirement	2014	1959	(7,468.33)
G382.00-Meter & Reg Instllns	Retirement	1995	1973	(21,700.00)
G382.00-Meter & Reg Instllns	Retirement	2006	1937	(3,355.14)
G382.00-Meter & Reg Instllns	Retirement	2007	1992	(21,707.91)

GRC Depr Study Transactional Data

hist acct	tran code	activity year	vintage	amount
G382.00-Meter & Reg Instllns	Retirement	2004	1974	(25,676.89)
G382.00-Meter & Reg Instllns	Retirement	2000	1988	(7,521.22)
G382.00-Meter & Reg Instllns	Retirement	1984	1980	(3,795.00)
G382.00-Meter & Reg Instllns	Retirement	1947	1921	(223.00)
G382.00-Meter & Reg Instllns	Retirement	2003	1982	(3,802.52)
G382.00-Meter & Reg Instllns	Retirement	2010	1941	(3,804.87)
G382.00-Meter & Reg Instllns	Retirement	2017	2001	(4,287.74)
G382.00-Meter & Reg Instllns	Retirement	2011	2005	(4,291.81)
G382.00-Meter & Reg Instllns	Retirement	1994	1925	(25,788.00)
G382.00-Meter & Reg Instllns	Retirement	2014	1979	(25,811.89)
G382.00-Meter & Reg Instllns	Retirement	1995	1976	(8,620.00)
G382.00-Meter & Reg Instllns	Retirement	2003	1958	(4,323.34)
G382.00-Meter & Reg Instllns	Retirement	2018	2007	(157,072.89)
G382.00-Meter & Reg Instllns	Retirement	2009	2000	(4,878.12)
G382.00-Meter & Reg Instllns	Retirement	1999	1984	(25,849.89)
G382.00-Meter & Reg Instllns	Retirement	2017	1998	(4,886.41)
G382.00-Meter & Reg Instllns	Retirement	2015	2003	(25,864.15)
G382.00-Meter & Reg Instllns	Retirement	2004	1994	(4,907.05)
G382.00-Meter & Reg Instllns	Retirement	2009	1958	(30,508.79)
G382.00-Meter & Reg Instllns	Retirement	1987	1980	(9,944.00)
G382.00-Meter & Reg Instllns	Retirement	2011	1951	(9,953.92)
G382.00-Meter & Reg Instllns	Retirement	1968	1941	(208.00)
G382.00-Meter & Reg Instllns	Retirement	2012	1959	(5,564.40)
G382.00-Meter & Reg Instllns	Retirement	1988	1973	(992.00)
G382.00-Meter & Reg Instllns	Retirement	2014	1958	(5,569.41)
G382.00-Meter & Reg Instllns	Retirement	2011	2004	(5,572.56)
G382.00-Meter & Reg Instllns	Retirement	2007	1986	(5,577.82)
G382.00-Meter & Reg Instllns	Retirement	2001	1988	(10,007.13)
G382.00-Meter & Reg Instllns	Retirement	1965	1938	(208.00)
G382.00-Meter & Reg Instllns	Retirement	2006	1999	(6,294.97)
G382.00-Meter & Reg Instllns	Retirement	2018	2001	(6,299.70)
G382.00-Meter & Reg Instllns	Retirement	1994	1965	(6,301.00)
G382.00-Meter & Reg Instllns	Retirement	2011	1957	(6,303.88)
G382.00-Meter & Reg Instllns	Retirement	1964	1938	(208.00)
G382.00-Meter & Reg Instllns	Retirement	1988	1968	(992.00)
G382.00-Meter & Reg Instllns	Retirement	2012	1952	(6,334.98)
G382.00-Meter & Reg Instllns	Retirement	1994	1920	(11,572.00)
G382.00-Meter & Reg Instllns	Retirement	2003	1975	(11,576.55)
G382.00-Meter & Reg Instllns	Retirement	2013	1947	(11,577.79)
G382.00-Meter & Reg Instllns	Retirement	2001	1977	(11,593.28)
G382.00-Meter & Reg Instllns	Retirement	2013	1992	(30,825.37)
G382.00-Meter & Reg Instllns	Retirement	1994	1992	(7,259.00)

GRC Depr Study Transactional Data

hist acct	tran code	activity year	vintage	amount
G382.00-Meter & Reg Instllns	Retirement	1988	1953	(992.00)
G382.00-Meter & Reg Instllns	Retirement	2017	2005	(11,605.85)
G382.00-Meter & Reg Instllns	Retirement	1996	1995	(7,266.00)
G382.00-Meter & Reg Instllns	Retirement	1972	1963	(3,014.00)
G382.00-Meter & Reg Instllns	Retirement	1982	1975	(3,016.00)
G382.00-Meter & Reg Instllns	Retirement	1961	1938	(215.00)
G382.00-Meter & Reg Instllns	Retirement	1987	1983	(3,017.00)
G382.00-Meter & Reg Instllns	Retirement	2017	2008	(3,017.02)
G382.00-Meter & Reg Instllns	Retirement	1999	1957	(3,017.80)
G382.00-Meter & Reg Instllns	Retirement	2017	1994	(11,644.69)
G382.00-Meter & Reg Instllns	Retirement	2019	1983	(11,649.79)
G382.00-Meter & Reg Instllns	Retirement	2018	2004	(160,094.14)
G382.00-Meter & Reg Instllns	Retirement	1973	1941	(224.00)
G382.00-Meter & Reg Instllns	Retirement	1957	1925	(215.00)
G382.00-Meter & Reg Instllns	Retirement	1977	1964	(3,028.00)
G382.00-Meter & Reg Instllns	Retirement	2001	1953	(3,374.22)
G382.00-Meter & Reg Instllns	Retirement	2002	1980	(3,378.36)
G382.00-Meter & Reg Instllns	Retirement	1970	1961	(3,379.00)
G382.00-Meter & Reg Instllns	Retirement	2003	1985	(13,504.57)
G382.00-Meter & Reg Instllns	Retirement	2002	1963	(3,379.96)
G382.00-Meter & Reg Instllns	Retirement	2007	1929	(3,382.18)
G382.00-Meter & Reg Instllns	Retirement	2011	2008	(3,384.94)
G382.00-Meter & Reg Instllns	Retirement	2020	1996	(37,720.23)
G382.00-Meter & Reg Instllns	Retirement	2007	1941	(3,804.87)
G382.00-Meter & Reg Instllns	Retirement	1955	1943	(3,818.00)
G382.00-Meter & Reg Instllns	Retirement	1985	1966	(3,819.00)
G382.00-Meter & Reg Instllns	Retirement	2014	2011	(13,597.46)
G382.00-Meter & Reg Instllns	Retirement	1965	1952	(3,822.00)
G382.00-Meter & Reg Instllns	Retirement	2003	1992	(3,827.81)
G382.00-Meter & Reg Instllns	Retirement	2020	1992	(46,490.70)
G382.00-Meter & Reg Instllns	Retirement	2006	1998	(4,333.21)
G382.00-Meter & Reg Instllns	Retirement	2000	1964	(4,341.55)
G382.00-Meter & Reg Instllns	Retirement	2008	1979	(46,637.41)
G382.00-Meter & Reg Instllns	Retirement	2003	1952	(4,357.09)
G382.00-Meter & Reg Instllns	Retirement	2010	2009	(4,934.81)
G382.00-Meter & Reg Instllns	Retirement	1999	1936	(224.17)
G382.00-Meter & Reg Instllns	Retirement	2003	1981	(5,590.38)
G382.00-Meter & Reg Instllns	Retirement	1987	1982	(5,604.00)
G382.00-Meter & Reg Instllns	Retirement	1992	1965	(5,610.00)
G382.00-Meter & Reg Instllns	Retirement	2017	2007	(6,338.90)
G382.00-Meter & Reg Instllns	Retirement	1999	1947	(942.58)
G382.00-Meter & Reg Instllns	Retirement	2015	2009	(6,367.03)

GRC Depr Study Transactional Data

hist acct	tran code	activity year	vintage	amount
G382.00-Meter & Reg Instllns	Retirement	2018	2013	(328,681.39)
G382.00-Meter & Reg Instllns	Retirement	2003	1964	(6,376.64)
G382.00-Meter & Reg Instllns	Retirement	2004	1982	(6,384.40)
G382.00-Meter & Reg Instllns	Retirement	2020	2010	(329,265.60)
G382.00-Meter & Reg Instllns	Retirement	2001	1981	(7,285.98)
G382.00-Meter & Reg Instllns	Retirement	2012	1941	(7,295.97)
G382.00-Meter & Reg Instllns	Retirement	2017	2008	(7,298.88)
G382.00-Meter & Reg Instllns	Retirement	1994	1917	(7,310.00)
G382.00-Meter & Reg Instllns	Retirement	2007	1974	(61,189.35)
G382.00-Meter & Reg Instllns	Retirement	2006	1954	(7,322.96)
G382.00-Meter & Reg Instllns	Retirement	1990	1964	(3,030.00)
G382.00-Meter & Reg Instllns	Retirement	2017	2009	(3,031.38)
G382.00-Meter & Reg Instllns	Retirement	1999	1959	(3,036.60)
G382.00-Meter & Reg Instllns	Retirement	2016	1995	(61,456.69)
G382.00-Meter & Reg Instllns	Retirement	2000	1963	(3,037.07)
G382.00-Meter & Reg Instllns	Retirement	1971	1968	(3,040.00)
G382.00-Meter & Reg Instllns	Retirement	1989	1977	(3,042.00)
G382.00-Meter & Reg Instllns	Retirement	2012	1955	(3,045.97)
G382.00-Meter & Reg Instllns	Retirement	1997	1994	(994.00)
G382.00-Meter & Reg Instllns	Retirement	2017	1997	(3,414.59)
G382.00-Meter & Reg Instllns	Retirement	1999	1962	(3,417.68)
G382.00-Meter & Reg Instllns	Retirement	1994	1972	(18,650.00)
G382.00-Meter & Reg Instllns	Retirement	2020	1959	(3,840.81)
G382.00-Meter & Reg Instllns	Retirement	2001	1984	(18,682.75)
G382.00-Meter & Reg Instllns	Retirement	2004	1955	(3,850.84)
G382.00-Meter & Reg Instllns	Retirement	2011	2003	(3,854.64)
G382.00-Meter & Reg Instllns	Retirement	2020	1978	(18,720.08)
G382.00-Meter & Reg Instllns	Retirement	2001	1990	(4,365.15)
G382.00-Meter & Reg Instllns	Retirement	2017	2005	(198.09)
G382.00-Meter & Reg Instllns	Retirement	1957	1926	(216.00)
G382.00-Meter & Reg Instllns	Retirement	2000	1951	(4,371.58)
G382.00-Meter & Reg Instllns	Retirement	2009	1955	(4,955.58)
G382.00-Meter & Reg Instllns	Retirement	1977	1973	(4,967.00)
G382.00-Meter & Reg Instllns	Retirement	2015	2001	(4,968.79)
G382.00-Meter & Reg Instllns	Retirement	1978	1949	(199.00)
G382.00-Meter & Reg Instllns	Retirement	1996	1948	(199.00)
G382.00-Meter & Reg Instllns	Retirement	2017	1993	(5,625.86)
G382.00-Meter & Reg Instllns	Retirement	1966	1925	(199.00)
G382.00-Meter & Reg Instllns	Retirement	2011	1932	(5,642.52)
G382.00-Meter & Reg Instllns	Retirement	2008	1990	(21,860.13)
G382.00-Meter & Reg Instllns	Retirement	2008	1928	(5,663.47)
G382.00-Meter & Reg Instllns	Retirement	2015	1981	(6,398.54)

GRC Depr Study Transactional Data

hist acct	tran code	activity year	vintage	amount
G382.00-Meter & Reg Instllns	Retirement	2016	2002	(6,411.03)
G382.00-Meter & Reg Instllns	Retirement	2000	1965	(21,895.27)
G382.00-Meter & Reg Instllns	Retirement	1994	1923	(21,907.00)
G382.00-Meter & Reg Instllns	Retirement	2013	1987	(219,997.65)
G382.00-Meter & Reg Instllns	Retirement	2005	1953	(6,436.55)
G382.00-Meter & Reg Instllns	Retirement	1997	1969	(21,924.00)
G382.00-Meter & Reg Instllns	Retirement	1982	1980	(2,732.00)
G382.00-Meter & Reg Instllns	Retirement	2006	1947	(2,738.83)
G382.00-Meter & Reg Instllns	Retirement	2000	1991	(2,741.75)
G382.00-Meter & Reg Instllns	Retirement	2003	1976	(25,897.24)
G382.00-Meter & Reg Instllns	Retirement	1983	1981	(3,068.00)
G382.00-Meter & Reg Instllns	Retirement	1947	1942	(3,436.00)
G382.00-Meter & Reg Instllns	Retirement	2000	1984	(26,005.62)
G382.00-Meter & Reg Instllns	Retirement	2003	1974	(26,025.07)
G382.00-Meter & Reg Instllns	Retirement	1989	1987	(26,050.00)
G382.00-Meter & Reg Instllns	Retirement	1996	1985	(3,871.00)
G382.00-Meter & Reg Instllns	Retirement	1990	1986	(3,872.00)
G382.00-Meter & Reg Instllns	Retirement	2003	1957	(3,872.87)
G382.00-Meter & Reg Instllns	Retirement	1992	1968	(26,073.00)
G382.00-Meter & Reg Instllns	Retirement	2020	1982	(26,101.62)
G382.00-Meter & Reg Instllns	Retirement	2001	1960	(3,896.05)
G382.00-Meter & Reg Instllns	Retirement	2007	1942	(3,896.72)
G382.00-Meter & Reg Instllns	Retirement	1996	1957	(217.00)
G382.00-Meter & Reg Instllns	Retirement	2012	1982	(30,866.24)
G382.00-Meter & Reg Instllns	Retirement	2013	2008	(4,415.13)
G382.00-Meter & Reg Instllns	Retirement	2002	1988	(4,419.42)
G382.00-Meter & Reg Instllns	Retirement	1982	1955	(200.00)
G382.00-Meter & Reg Instllns	Retirement	2001	1996	(4,422.97)
G382.00-Meter & Reg Instllns	Retirement	1969	1935	(200.00)
G382.00-Meter & Reg Instllns	Retirement	2017	2000	(5,003.20)
G382.00-Meter & Reg Instllns	Retirement	2009	2008	(5,003.79)
G382.00-Meter & Reg Instllns	Retirement	2001	1959	(5,022.70)
G382.00-Meter & Reg Instllns	Retirement	1990	1989	(5,026.00)
G382.00-Meter & Reg Instllns	Retirement	1964	1953	(1,032.00)
G382.00-Meter & Reg Instllns	Retirement	2007	1955	(5,681.58)
G382.00-Meter & Reg Instllns	Retirement	2020	2007	(354,361.29)
G382.00-Meter & Reg Instllns	Retirement	2018	1981	(5,703.07)
G382.00-Meter & Reg Instllns	Retirement	2005	1952	(5,704.35)
G382.00-Meter & Reg Instllns	Retirement	2011	1989	(31,097.36)
G382.00-Meter & Reg Instllns	Retirement	2008	2000	(6,441.62)
G382.00-Meter & Reg Instllns	Retirement	1994	1977	(6,446.00)
G382.00-Meter & Reg Instllns	Retirement	2010	1955	(6,454.91)

GRC Depr Study Transactional Data

hist acct	tran code	activity year	vintage	amount
G382.00-Meter & Reg Instllns	Retirement	1990	1983	(6,478.00)
G382.00-Meter & Reg Instllns	Retirement	2020	1956	(2,749.95)
G382.00-Meter & Reg Instllns	Retirement	2007	1938	(2,763.23)
G382.00-Meter & Reg Instllns	Retirement	1983	1980	(2,765.00)
G382.00-Meter & Reg Instllns	Retirement	1994	1962	(2,765.00)
G382.00-Meter & Reg Instllns	Retirement	2005	1927	(3,078.30)
G382.00-Meter & Reg Instllns	Retirement	2006	1938	(3,078.79)
G382.00-Meter & Reg Instllns	Retirement	1985	1969	(3,080.00)
G382.00-Meter & Reg Instllns	Retirement	1972	1946	(210.00)
G382.00-Meter & Reg Instllns	Retirement	2009	1963	(3,086.05)
G382.00-Meter & Reg Instllns	Retirement	1999	1966	(38,145.30)
G382.00-Meter & Reg Instllns	Retirement	1987	1966	(3,092.00)
G382.00-Meter & Reg Instllns	Retirement	2003	1950	(3,458.21)
G382.00-Meter & Reg Instllns	Retirement	2011	1986	(224,103.92)
G382.00-Meter & Reg Instllns	Retirement	2005	1954	(3,464.45)
G382.00-Meter & Reg Instllns	Retirement	2006	1941	(3,466.21)
G382.00-Meter & Reg Instllns	Retirement	1968	1964	(3,472.00)
G382.00-Meter & Reg Instllns	Retirement	1967	1963	(1,019.00)
G382.00-Meter & Reg Instllns	Retirement	2013	1980	(3,474.12)
G382.00-Meter & Reg Instllns	Retirement	1995	1926	(3,475.00)
G382.00-Meter & Reg Instllns	Retirement	1988	1983	(3,912.00)
G382.00-Meter & Reg Instllns	Retirement	1995	1963	(3,918.00)
G382.00-Meter & Reg Instllns	Retirement	1982	1969	(997.00)
G382.00-Meter & Reg Instllns	Retirement	1999	1992	(4,432.19)
G382.00-Meter & Reg Instllns	Retirement	2008	1996	(47,441.24)
G382.00-Meter & Reg Instllns	Retirement	2000	1973	(47,464.18)
G382.00-Meter & Reg Instllns	Retirement	2011	2002	(4,456.47)
G382.00-Meter & Reg Instllns	Retirement	2009	1976	(227,494.05)
G382.00-Meter & Reg Instllns	Retirement	1966	1946	(211.00)
G382.00-Meter & Reg Instllns	Retirement	2006	1997	(228,320.41)
G382.00-Meter & Reg Instllns	Retirement	1964	1928	(211.00)
G382.00-Meter & Reg Instllns	Retirement	1957	1922	(211.00)
G382.00-Meter & Reg Instllns	Retirement	1985	1946	(156.00)
G382.00-Meter & Reg Instllns	Retirement	1963	1935	(156.00)
G382.00-Meter & Reg Instllns	Retirement	1972	1925	(156.00)
G382.00-Meter & Reg Instllns	Retirement	2014	1986	(62,328.76)
G382.00-Meter & Reg Instllns	Retirement	1989	1945	(157.00)
G382.00-Meter & Reg Instllns	Retirement	1985	1940	(157.00)
G382.00-Meter & Reg Instllns	Retirement	1968	1940	(157.00)
G382.00-Meter & Reg Instllns	Retirement	1969	1939	(157.00)
G382.00-Meter & Reg Instllns	Retirement	1960	1932	(157.00)
G382.00-Meter & Reg Instllns	Retirement	1956	1928	(157.00)

GRC Depr Study Transactional Data

hist acct	tran code	activity year	vintage	amount
G382.00-Meter & Reg Instllns	Retirement	1953	1927	(157.00)
G382.00-Meter & Reg Instllns	Retirement	1967	1926	(157.00)
G382.00-Meter & Reg Instllns	Retirement	1978	1968	(945.00)
G382.00-Meter & Reg Instllns	Retirement	2018	2011	(232,539.64)
G382.00-Meter & Reg Instllns	Retirement	1962	1958	(945.00)
G382.00-Meter & Reg Instllns	Retirement	2006	1931	(5.92)
G382.00-Meter & Reg Instllns	Retirement	2001	1931	(5.92)
G382.00-Meter & Reg Instllns	Retirement	1952	1943	(6.00)
G382.00-Meter & Reg Instllns	Retirement	1996	1935	(6.00)
G382.00-Meter & Reg Instllns	Retirement	1982	1935	(6.00)
G382.00-Meter & Reg Instllns	Retirement	1975	1935	(6.00)
G382.00-Meter & Reg Instllns	Retirement	1979	1933	(6.00)
G382.00-Meter & Reg Instllns	Retirement	1978	1933	(6.00)
G382.00-Meter & Reg Instllns	Retirement	1976	1933	(6.00)
G382.00-Meter & Reg Instllns	Retirement	2006	1932	(18.15)
G382.00-Meter & Reg Instllns	Retirement	1991	1944	(19.00)
G382.00-Meter & Reg Instllns	Retirement	1975	1939	(19.00)
G382.00-Meter & Reg Instllns	Retirement	1987	1935	(19.00)
G382.00-Meter & Reg Instllns	Retirement	1980	1935	(19.00)
G382.00-Meter & Reg Instllns	Retirement	1985	1922	(19.00)
G382.00-Meter & Reg Instllns	Retirement	1977	1922	(19.00)
G382.00-Meter & Reg Instllns	Retirement	1963	1919	(19.00)
G382.00-Meter & Reg Instllns	Retirement	1960	1919	(19.00)
G382.00-Meter & Reg Instllns	Retirement	1954	1919	(19.00)
G382.00-Meter & Reg Instllns	Retirement	1971	1918	(19.00)
G382.00-Meter & Reg Instllns	Retirement	1979	1916	(19.00)
G382.00-Meter & Reg Instllns	Retirement	1955	1916	(19.00)
G382.00-Meter & Reg Instllns	Retirement	2019	1998	(18,812.09)
G382.00-Meter & Reg Instllns	Retirement	1979	1931	(35.00)
G382.00-Meter & Reg Instllns	Retirement	1972	1931	(35.00)
G382.00-Meter & Reg Instllns	Retirement	1947	1931	(35.00)
G382.00-Meter & Reg Instllns	Retirement	1974	1930	(35.00)
G382.00-Meter & Reg Instllns	Retirement	1988	1929	(35.00)
G382.00-Meter & Reg Instllns	Retirement	1983	1929	(35.00)
G382.00-Meter & Reg Instllns	Retirement	1978	1928	(35.00)
G382.00-Meter & Reg Instllns	Retirement	1973	1924	(35.00)
G382.00-Meter & Reg Instllns	Retirement	1960	1920	(35.00)
G382.00-Meter & Reg Instllns	Retirement	2002	1945	(211.79)
G382.00-Meter & Reg Instllns	Retirement	1975	1949	(53.00)
G382.00-Meter & Reg Instllns	Retirement	1991	1946	(53.00)
G382.00-Meter & Reg Instllns	Retirement	1947	1945	(53.00)
G382.00-Meter & Reg Instllns	Retirement	1967	1935	(53.00)

GRC Depr Study Transactional Data

hist acct	tran code	activity year	vintage	amount
G382.00-Meter & Reg Instllns	Retirement	1984	1931	(53.00)
G382.00-Meter & Reg Instllns	Retirement	1949	1931	(53.00)
G382.00-Meter & Reg Instllns	Retirement	1973	1921	(53.00)
G382.00-Meter & Reg Instllns	Retirement	2018	1992	(18,887.34)
G382.00-Meter & Reg Instllns	Retirement	1998	1935	(74.00)
G382.00-Meter & Reg Instllns	Retirement	1977	1934	(74.00)
G382.00-Meter & Reg Instllns	Retirement	1968	1929	(74.00)
G382.00-Meter & Reg Instllns	Retirement	2010	1961	(74.26)
G382.00-Meter & Reg Instllns	Retirement	1985	1944	(75.00)
G382.00-Meter & Reg Instllns	Retirement	1977	1942	(75.00)
G382.00-Meter & Reg Instllns	Retirement	1962	1935	(75.00)
G382.00-Meter & Reg Instllns	Retirement	1961	1935	(75.00)
G382.00-Meter & Reg Instllns	Retirement	1955	1935	(75.00)
G382.00-Meter & Reg Instllns	Retirement	1953	1935	(75.00)
G382.00-Meter & Reg Instllns	Retirement	1963	1927	(75.00)
G382.00-Meter & Reg Instllns	Retirement	1985	1926	(75.00)
G382.00-Meter & Reg Instllns	Retirement	1973	1926	(75.00)
G382.00-Meter & Reg Instllns	Retirement	1951	1924	(75.00)
G382.00-Meter & Reg Instllns	Retirement	1965	1921	(75.00)
G382.00-Meter & Reg Instllns	Retirement	1954	1935	(98.00)
G382.00-Meter & Reg Instllns	Retirement	1947	1935	(98.00)
G382.00-Meter & Reg Instllns	Retirement	1962	1930	(98.00)
G382.00-Meter & Reg Instllns	Retirement	2015	2011	(22,022.24)
G382.00-Meter & Reg Instllns	Retirement	1994	1994	(99.00)
G382.00-Meter & Reg Instllns	Retirement	1988	1946	(99.00)
G382.00-Meter & Reg Instllns	Retirement	1967	1945	(99.00)
G382.00-Meter & Reg Instllns	Retirement	1962	1945	(99.00)
G382.00-Meter & Reg Instllns	Retirement	1955	1942	(99.00)
G382.00-Meter & Reg Instllns	Retirement	1957	1940	(99.00)
G382.00-Meter & Reg Instllns	Retirement	1973	1930	(99.00)
G382.00-Meter & Reg Instllns	Retirement	1947	1922	(99.00)
G382.00-Meter & Reg Instllns	Retirement	1991	1955	(126.00)
G382.00-Meter & Reg Instllns	Retirement	1952	1947	(126.00)
G382.00-Meter & Reg Instllns	Retirement	1986	1946	(126.00)
G382.00-Meter & Reg Instllns	Retirement	1949	1924	(126.00)
G382.00-Meter & Reg Instllns	Retirement	1947	1923	(126.00)
G382.00-Meter & Reg Instllns	Retirement	2002	1941	(946.20)
G382.00-Meter & Reg Instllns	Retirement	1974	1949	(127.00)
G382.00-Meter & Reg Instllns	Retirement	1998	1944	(127.00)
G382.00-Meter & Reg Instllns	Retirement	1970	1941	(127.00)
G382.00-Meter & Reg Instllns	Retirement	1966	1940	(127.00)
G382.00-Meter & Reg Instllns	Retirement	1965	1940	(127.00)

GRC Depr Study Transactional Data

hist acct	tran code	activity year	vintage	amount
G382.00-Meter & Reg Instllns	Retirement	1989	1927	(127.00)
G382.00-Meter & Reg Instllns	Retirement	1957	1948	(220.00)
G382.00-Meter & Reg Instllns	Retirement	1952	1938	(220.00)
G382.00-Meter & Reg Instllns	Retirement	1976	1969	(947.00)
G382.00-Meter & Reg Instllns	Retirement	1974	1951	(158.00)
G382.00-Meter & Reg Instllns	Retirement	1982	1949	(158.00)
G382.00-Meter & Reg Instllns	Retirement	1991	1942	(158.00)
G382.00-Meter & Reg Instllns	Retirement	1953	1938	(158.00)
G382.00-Meter & Reg Instllns	Retirement	1947	1938	(158.00)
G382.00-Meter & Reg Instllns	Retirement	1963	1937	(158.00)
G382.00-Meter & Reg Instllns	Retirement	1957	1937	(158.00)
G382.00-Meter & Reg Instllns	Retirement	1955	1937	(158.00)
G382.00-Meter & Reg Instllns	Retirement	1989	1924	(158.00)
G382.00-Meter & Reg Instllns	Retirement	1998	1946	(159.00)
G382.00-Meter & Reg Instllns	Retirement	1948	1926	(159.00)
G382.00-Meter & Reg Instllns	Retirement	1947	1925	(159.00)
G382.00-Meter & Reg Instllns	Retirement	2020	2009	(404,390.08)
G382.00-Meter & Reg Instllns	Retirement	2015	1994	(22,191.79)
G382.00-Meter & Reg Instllns	Retirement	1996	1932	(6.00)
G382.00-Meter & Reg Instllns	Retirement	1981	1932	(6.00)
G382.00-Meter & Reg Instllns	Retirement	1976	1931	(6.00)
G382.00-Meter & Reg Instllns	Retirement	1975	1931	(6.00)
G382.00-Meter & Reg Instllns	Retirement	1994	1929	(6.00)
G382.00-Meter & Reg Instllns	Retirement	1977	1923	(6.00)
G382.00-Meter & Reg Instllns	Retirement	1975	1923	(6.00)
G382.00-Meter & Reg Instllns	Retirement	1990	1922	(6.00)
G382.00-Meter & Reg Instllns	Retirement	1988	1922	(6.00)
G382.00-Meter & Reg Instllns	Retirement	1987	1922	(6.00)
G382.00-Meter & Reg Instllns	Retirement	1984	1922	(6.00)
G382.00-Meter & Reg Instllns	Retirement	1982	1922	(6.00)
G382.00-Meter & Reg Instllns	Retirement	1974	1922	(6.00)
G382.00-Meter & Reg Instllns	Retirement	1989	1919	(6.00)
G382.00-Meter & Reg Instllns	Retirement	1968	1919	(6.00)
G382.00-Meter & Reg Instllns	Retirement	1962	1919	(6.00)
G382.00-Meter & Reg Instllns	Retirement	1950	1919	(6.00)
G382.00-Meter & Reg Instllns	Retirement	1949	1919	(6.00)
G382.00-Meter & Reg Instllns	Retirement	1967	1918	(6.00)
G382.00-Meter & Reg Instllns	Retirement	1961	1918	(6.00)
G382.00-Meter & Reg Instllns	Retirement	1957	1918	(6.00)
G382.00-Meter & Reg Instllns	Retirement	1956	1918	(6.00)
G382.00-Meter & Reg Instllns	Retirement	1953	1918	(6.00)
G382.00-Meter & Reg Instllns	Retirement	1952	1918	(6.00)

GRC Depr Study Transactional Data

hist acct	tran code	activity year	vintage	amount
G382.00-Meter & Reg Instllns	Retirement	1951	1918	(6.00)
G382.00-Meter & Reg Instllns	Retirement	1947	1918	(6.00)
G382.00-Meter & Reg Instllns	Retirement	2009	1932	(6.05)
G382.00-Meter & Reg Instllns	Retirement	2007	1932	(6.05)
G382.00-Meter & Reg Instllns	Retirement	2003	1932	(6.05)
G382.00-Meter & Reg Instllns	Retirement	2001	1932	(6.05)
G382.00-Meter & Reg Instllns	Retirement	1951	1951	(20.00)
G382.00-Meter & Reg Instllns	Retirement	1983	1926	(20.00)
G382.00-Meter & Reg Instllns	Retirement	1965	1920	(20.00)
G382.00-Meter & Reg Instllns	Retirement	1958	1919	(20.00)
G382.00-Meter & Reg Instllns	Retirement	1999	1971	(26,251.48)
G382.00-Meter & Reg Instllns	Retirement	2009	1931	(35.52)
G382.00-Meter & Reg Instllns	Retirement	1985	1942	(36.00)
G382.00-Meter & Reg Instllns	Retirement	1976	1938	(36.00)
G382.00-Meter & Reg Instllns	Retirement	1953	1936	(36.00)
G382.00-Meter & Reg Instllns	Retirement	1984	1933	(36.00)
G382.00-Meter & Reg Instllns	Retirement	1974	1933	(36.00)
G382.00-Meter & Reg Instllns	Retirement	1973	1933	(36.00)
G382.00-Meter & Reg Instllns	Retirement	1967	1933	(36.00)
G382.00-Meter & Reg Instllns	Retirement	1951	1933	(36.00)
G382.00-Meter & Reg Instllns	Retirement	1947	1933	(36.00)
G382.00-Meter & Reg Instllns	Retirement	1984	1932	(36.00)
G382.00-Meter & Reg Instllns	Retirement	1981	1931	(36.00)
G382.00-Meter & Reg Instllns	Retirement	1978	1931	(36.00)
G382.00-Meter & Reg Instllns	Retirement	1970	1923	(36.00)
G382.00-Meter & Reg Instllns	Retirement	1996	1936	(54.00)
G382.00-Meter & Reg Instllns	Retirement	1973	1936	(54.00)
G382.00-Meter & Reg Instllns	Retirement	1973	1934	(54.00)
G382.00-Meter & Reg Instllns	Retirement	1985	1932	(54.00)
G382.00-Meter & Reg Instllns	Retirement	1963	1932	(54.00)
G382.00-Meter & Reg Instllns	Retirement	1962	1932	(54.00)
G382.00-Meter & Reg Instllns	Retirement	1952	1932	(54.00)
G382.00-Meter & Reg Instllns	Retirement	1949	1946	(55.00)
G382.00-Meter & Reg Instllns	Retirement	1979	1942	(55.00)
G382.00-Meter & Reg Instllns	Retirement	1970	1942	(55.00)
G382.00-Meter & Reg Instllns	Retirement	1968	1933	(55.00)
G382.00-Meter & Reg Instllns	Retirement	1966	1933	(55.00)
G382.00-Meter & Reg Instllns	Retirement	1973	1960	(999.00)
G382.00-Meter & Reg Instllns	Retirement	2001	1971	(31,204.60)
G382.00-Meter & Reg Instllns	Retirement	1953	1947	(76.00)
G382.00-Meter & Reg Instllns	Retirement	1978	1942	(76.00)
G382.00-Meter & Reg Instllns	Retirement	1984	1937	(76.00)

GRC Depr Study Transactional Data

hist acct	tran code	activity year	vintage	amount
G382.00-Meter & Reg Instllns	Retirement	1983	1937	(76.00)
G382.00-Meter & Reg Instllns	Retirement	1949	1937	(76.00)
G382.00-Meter & Reg Instllns	Retirement	1970	1929	(76.00)
G382.00-Meter & Reg Instllns	Retirement	1967	1923	(76.00)
G382.00-Meter & Reg Instllns	Retirement	1987	1967	(948.00)
G382.00-Meter & Reg Instllns	Retirement	1973	1945	(100.00)
G382.00-Meter & Reg Instllns	Retirement	1966	1944	(100.00)
G382.00-Meter & Reg Instllns	Retirement	1950	1943	(100.00)
G382.00-Meter & Reg Instllns	Retirement	1984	1941	(100.00)
G382.00-Meter & Reg Instllns	Retirement	1948	1928	(100.00)
G382.00-Meter & Reg Instllns	Retirement	1948	1924	(100.00)
G382.00-Meter & Reg Instllns	Retirement	1996	1956	(101.00)
G382.00-Meter & Reg Instllns	Retirement	1997	1945	(101.00)
G382.00-Meter & Reg Instllns	Retirement	1990	1944	(101.00)
G382.00-Meter & Reg Instllns	Retirement	1955	1941	(101.00)
G382.00-Meter & Reg Instllns	Retirement	1954	1938	(101.00)
G382.00-Meter & Reg Instllns	Retirement	1997	1936	(101.00)
G382.00-Meter & Reg Instllns	Retirement	1964	1936	(101.00)
G382.00-Meter & Reg Instllns	Retirement	1954	1936	(101.00)
G382.00-Meter & Reg Instllns	Retirement	1985	1931	(101.00)
G382.00-Meter & Reg Instllns	Retirement	1955	1931	(101.00)
G382.00-Meter & Reg Instllns	Retirement	2006	1979	(31,383.46)
G382.00-Meter & Reg Instllns	Retirement	2005	1979	(31,384.03)
G382.00-Meter & Reg Instllns	Retirement	2019	2013	(31,417.69)
G382.00-Meter & Reg Instllns	Retirement	1986	1949	(221.00)
G382.00-Meter & Reg Instllns	Retirement	1965	1965	(128.00)
G382.00-Meter & Reg Instllns	Retirement	1975	1964	(128.00)
G382.00-Meter & Reg Instllns	Retirement	1955	1946	(128.00)
G382.00-Meter & Reg Instllns	Retirement	1963	1943	(128.00)
G382.00-Meter & Reg Instllns	Retirement	1966	1928	(128.00)
G382.00-Meter & Reg Instllns	Retirement	1964	1927	(128.00)
G382.00-Meter & Reg Instllns	Retirement	1949	1926	(128.00)
G382.00-Meter & Reg Instllns	Retirement	2004	1976	(31,455.02)
G382.00-Meter & Reg Instllns	Retirement	1995	1943	(160.00)
G382.00-Meter & Reg Instllns	Retirement	1954	1943	(160.00)
G382.00-Meter & Reg Instllns	Retirement	1952	1929	(160.00)
G382.00-Meter & Reg Instllns	Retirement	1971	1926	(160.00)
G382.00-Meter & Reg Instllns	Retirement	1971	1924	(160.00)
G382.00-Meter & Reg Instllns	Retirement	2008	1929	(160.39)
G382.00-Meter & Reg Instllns	Retirement	1993	1989	(161.00)
G382.00-Meter & Reg Instllns	Retirement	1979	1947	(161.00)
G382.00-Meter & Reg Instllns	Retirement	1963	1939	(161.00)

GRC Depr Study Transactional Data

hist acct	tran code	activity year	vintage	amount
G382.00-Meter & Reg Instllns	Retirement	1994	1938	(161.00)
G382.00-Meter & Reg Instllns	Retirement	1959	1936	(161.00)
G382.00-Meter & Reg Instllns	Retirement	2000	1935	(161.46)
G382.00-Meter & Reg Instllns	Retirement	1975	1938	(7.00)
G382.00-Meter & Reg Instllns	Retirement	1974	1934	(7.00)
G382.00-Meter & Reg Instllns	Retirement	1950	1934	(7.00)
G382.00-Meter & Reg Instllns	Retirement	1975	1929	(7.00)
G382.00-Meter & Reg Instllns	Retirement	1998	1928	(7.00)
G382.00-Meter & Reg Instllns	Retirement	1997	1928	(7.00)
G382.00-Meter & Reg Instllns	Retirement	1990	1928	(7.00)
G382.00-Meter & Reg Instllns	Retirement	1982	1928	(7.00)
G382.00-Meter & Reg Instllns	Retirement	1981	1928	(7.00)
G382.00-Meter & Reg Instllns	Retirement	1990	1927	(7.00)
G382.00-Meter & Reg Instllns	Retirement	1982	1927	(7.00)
G382.00-Meter & Reg Instllns	Retirement	1977	1927	(7.00)
G382.00-Meter & Reg Instllns	Retirement	1975	1927	(7.00)
G382.00-Meter & Reg Instllns	Retirement	1981	1926	(7.00)
G382.00-Meter & Reg Instllns	Retirement	1974	1926	(7.00)
G382.00-Meter & Reg Instllns	Retirement	1977	1924	(7.00)
G382.00-Meter & Reg Instllns	Retirement	1975	1924	(7.00)
G382.00-Meter & Reg Instllns	Retirement	1979	1921	(7.00)
G382.00-Meter & Reg Instllns	Retirement	1967	1920	(7.00)
G382.00-Meter & Reg Instllns	Retirement	1970	1919	(7.00)
G382.00-Meter & Reg Instllns	Retirement	1987	1916	(7.00)
G382.00-Meter & Reg Instllns	Retirement	1982	1916	(7.00)
G382.00-Meter & Reg Instllns	Retirement	1973	1916	(7.00)
G382.00-Meter & Reg Instllns	Retirement	1971	1916	(7.00)
G382.00-Meter & Reg Instllns	Retirement	1975	1950	(21.00)
G382.00-Meter & Reg Instllns	Retirement	1986	1942	(21.00)
G382.00-Meter & Reg Instllns	Retirement	1982	1937	(21.00)
G382.00-Meter & Reg Instllns	Retirement	1998	1929	(21.00)
G382.00-Meter & Reg Instllns	Retirement	1985	1929	(21.00)
G382.00-Meter & Reg Instllns	Retirement	1979	1929	(21.00)
G382.00-Meter & Reg Instllns	Retirement	1976	1929	(21.00)
G382.00-Meter & Reg Instllns	Retirement	1981	1927	(21.00)
G382.00-Meter & Reg Instllns	Retirement	1987	1924	(21.00)
G382.00-Meter & Reg Instllns	Retirement	1983	1924	(21.00)
G382.00-Meter & Reg Instllns	Retirement	1980	1924	(21.00)
G382.00-Meter & Reg Instllns	Retirement	1976	1924	(21.00)
G382.00-Meter & Reg Instllns	Retirement	1966	1920	(21.00)
G382.00-Meter & Reg Instllns	Retirement	1964	1920	(21.00)
G382.00-Meter & Reg Instllns	Retirement	1954	1920	(21.00)

GRC Depr Study Transactional Data

hist acct	tran code	activity year	vintage	amount
G382.00-Meter & Reg Instllns	Retirement	1952	1920	(21.00)
G382.00-Meter & Reg Instllns	Retirement	1950	1944	(37.00)
G382.00-Meter & Reg Instllns	Retirement	1951	1934	(37.00)
G382.00-Meter & Reg Instllns	Retirement	1971	1933	(37.00)
G382.00-Meter & Reg Instllns	Retirement	1979	1924	(37.00)
G382.00-Meter & Reg Instllns	Retirement	2001	1973	(38,623.11)
G382.00-Meter & Reg Instllns	Retirement	1969	1932	(55.00)
G382.00-Meter & Reg Instllns	Retirement	1973	1929	(55.00)
G382.00-Meter & Reg Instllns	Retirement	2005	1929	(55.79)
G382.00-Meter & Reg Instllns	Retirement	1967	1944	(56.00)
G382.00-Meter & Reg Instllns	Retirement	1966	1943	(56.00)
G382.00-Meter & Reg Instllns	Retirement	1953	1941	(56.00)
G382.00-Meter & Reg Instllns	Retirement	1988	1937	(56.00)
G382.00-Meter & Reg Instllns	Retirement	1990	1935	(56.00)
G382.00-Meter & Reg Instllns	Retirement	1972	1930	(56.00)
G382.00-Meter & Reg Instllns	Retirement	1995	1928	(56.00)
G382.00-Meter & Reg Instllns	Retirement	1986	1928	(56.00)
G382.00-Meter & Reg Instllns	Retirement	1949	1927	(56.00)
G382.00-Meter & Reg Instllns	Retirement	1986	1924	(56.00)
G382.00-Meter & Reg Instllns	Retirement	1952	1922	(56.00)
G382.00-Meter & Reg Instllns	Retirement	2004	1984	(38,766.97)
G382.00-Meter & Reg Instllns	Retirement	1951	1922	(56.00)
G382.00-Meter & Reg Instllns	Retirement	1985	1921	(56.00)
G382.00-Meter & Reg Instllns	Retirement	2002	1930	(76.34)
G382.00-Meter & Reg Instllns	Retirement	1971	1944	(77.00)
G382.00-Meter & Reg Instllns	Retirement	1948	1939	(77.00)
G382.00-Meter & Reg Instllns	Retirement	1957	1936	(77.00)
G382.00-Meter & Reg Instllns	Retirement	1973	1931	(77.00)
G382.00-Meter & Reg Instllns	Retirement	1962	1931	(77.00)
G382.00-Meter & Reg Instllns	Retirement	1952	1931	(77.00)
G382.00-Meter & Reg Instllns	Retirement	1957	1928	(77.00)
G382.00-Meter & Reg Instllns	Retirement	1972	1923	(77.00)
G382.00-Meter & Reg Instllns	Retirement	1971	1923	(77.00)
G382.00-Meter & Reg Instllns	Retirement	2005	1976	(47,941.20)
G382.00-Meter & Reg Instllns	Retirement	2010	1992	(47,951.89)
G382.00-Meter & Reg Instllns	Retirement	1972	1944	(102.00)
G382.00-Meter & Reg Instllns	Retirement	1988	1939	(102.00)
G382.00-Meter & Reg Instllns	Retirement	1987	1939	(102.00)
G382.00-Meter & Reg Instllns	Retirement	1984	1938	(102.00)
G382.00-Meter & Reg Instllns	Retirement	1966	1926	(102.00)
G382.00-Meter & Reg Instllns	Retirement	2009	1942	(102.10)
G382.00-Meter & Reg Instllns	Retirement	1949	1944	(129.00)

GRC Depr Study Transactional Data

hist acct	tran code	activity year	vintage	amount
G382.00-Meter & Reg Instllns	Retirement	1995	1939	(129.00)
G382.00-Meter & Reg Instllns	Retirement	1958	1939	(129.00)
G382.00-Meter & Reg Instllns	Retirement	1955	1938	(129.00)
G382.00-Meter & Reg Instllns	Retirement	1954	1926	(129.00)
G382.00-Meter & Reg Instllns	Retirement	1951	1925	(129.00)
G382.00-Meter & Reg Instllns	Retirement	1962	1923	(129.00)
G382.00-Meter & Reg Instllns	Retirement	2014	1989	(48,225.29)
G382.00-Meter & Reg Instllns	Retirement	1990	1939	(130.00)
G382.00-Meter & Reg Instllns	Retirement	1967	1931	(130.00)
G382.00-Meter & Reg Instllns	Retirement	1959	1931	(130.00)
G382.00-Meter & Reg Instllns	Retirement	1952	1926	(130.00)
G382.00-Meter & Reg Instllns	Retirement	1953	1944	(226.00)
G382.00-Meter & Reg Instllns	Retirement	1952	1925	(226.00)
G382.00-Meter & Reg Instllns	Retirement	1953	1952	(162.00)
G382.00-Meter & Reg Instllns	Retirement	1965	1925	(162.00)
G382.00-Meter & Reg Instllns	Retirement	1956	1924	(162.00)
G382.00-Meter & Reg Instllns	Retirement	2017	2004	(48,428.25)
G382.00-Meter & Reg Instllns	Retirement	1971	1954	(1,028.00)
G382.00-Meter & Reg Instllns	Retirement	1989	1936	(163.00)
G382.00-Meter & Reg Instllns	Retirement	1966	1923	(163.00)
G382.00-Meter & Reg Instllns	Retirement	2010	1977	(419,098.27)
G382.00-Meter & Reg Instllns	Retirement	1995	1944	(164.00)
G382.00-Meter & Reg Instllns	Retirement	1970	1939	(164.00)
G382.00-Meter & Reg Instllns	Retirement	1969	1926	(164.00)
G382.00-Meter & Reg Instllns	Retirement	2010	1979	(62,922.29)
G382.00-Meter & Reg Instllns	Retirement	2005	1928	(7.08)
G382.00-Meter & Reg Instllns	Retirement	2009	1987	(422,262.12)
G382.00-Meter & Reg Instllns	Retirement	1997	1930	(8.00)
G382.00-Meter & Reg Instllns	Retirement	1994	1930	(8.00)
G382.00-Meter & Reg Instllns	Retirement	1986	1930	(8.00)
G382.00-Meter & Reg Instllns	Retirement	1982	1930	(8.00)
G382.00-Meter & Reg Instllns	Retirement	1980	1925	(8.00)
G382.00-Meter & Reg Instllns	Retirement	1987	1921	(8.00)
G382.00-Meter & Reg Instllns	Retirement	1986	1921	(8.00)
G382.00-Meter & Reg Instllns	Retirement	1984	1921	(8.00)
G382.00-Meter & Reg Instllns	Retirement	1978	1921	(8.00)
G382.00-Meter & Reg Instllns	Retirement	1972	1921	(8.00)
G382.00-Meter & Reg Instllns	Retirement	1963	1921	(8.00)
G382.00-Meter & Reg Instllns	Retirement	1984	1920	(8.00)
G382.00-Meter & Reg Instllns	Retirement	1976	1920	(8.00)
G382.00-Meter & Reg Instllns	Retirement	1975	1920	(8.00)
G382.00-Meter & Reg Instllns	Retirement	1972	1918	(8.00)

GRC Depr Study Transactional Data

hist acct	tran code	activity year	vintage	amount
G382.00-Meter & Reg Instllns	Retirement	1987	1917	(8.00)
G382.00-Meter & Reg Instllns	Retirement	1983	1917	(8.00)
G382.00-Meter & Reg Instllns	Retirement	2004	1928	(21.24)
G382.00-Meter & Reg Instllns	Retirement	2003	1928	(21.24)
G382.00-Meter & Reg Instllns	Retirement	2002	1928	(21.24)
G382.00-Meter & Reg Instllns	Retirement	2011	1931	(822.88)
G382.00-Meter & Reg Instllns	Retirement	1996	1946	(22.00)
G382.00-Meter & Reg Instllns	Retirement	1963	1917	(22.00)
G382.00-Meter & Reg Instllns	Retirement	1947	1917	(22.00)
G382.00-Meter & Reg Instllns	Retirement	1970	1970	(823.00)
G382.00-Meter & Reg Instllns	Retirement	1975	1971	(1,037.00)
G382.00-Meter & Reg Instllns	Retirement	2007	1945	(823.61)
G382.00-Meter & Reg Instllns	Retirement	1996	1944	(38.00)
G382.00-Meter & Reg Instllns	Retirement	1991	1938	(38.00)
G382.00-Meter & Reg Instllns	Retirement	1973	1922	(38.00)
G382.00-Meter & Reg Instllns	Retirement	1976	1961	(1,037.00)
G382.00-Meter & Reg Instllns	Retirement	1968	1922	(38.00)
G382.00-Meter & Reg Instllns	Retirement	1980	1944	(57.00)
G382.00-Meter & Reg Instllns	Retirement	1983	1941	(57.00)
G382.00-Meter & Reg Instllns	Retirement	1978	1935	(57.00)
G382.00-Meter & Reg Instllns	Retirement	1984	1972	(826.00)
G382.00-Meter & Reg Instllns	Retirement	1957	1929	(57.00)
G382.00-Meter & Reg Instllns	Retirement	1954	1927	(57.00)
G382.00-Meter & Reg Instllns	Retirement	1978	1926	(57.00)
G382.00-Meter & Reg Instllns	Retirement	1972	1924	(57.00)
G382.00-Meter & Reg Instllns	Retirement	1995	1947	(826.00)
G382.00-Meter & Reg Instllns	Retirement	1962	1921	(57.00)
G382.00-Meter & Reg Instllns	Retirement	1981	1966	(794.00)
G382.00-Meter & Reg Instllns	Retirement	1970	1957	(794.00)
G382.00-Meter & Reg Instllns	Retirement	2007	1928	(77.88)
G382.00-Meter & Reg Instllns	Retirement	1947	1943	(78.00)
G382.00-Meter & Reg Instllns	Retirement	1980	1941	(78.00)
G382.00-Meter & Reg Instllns	Retirement	1980	1939	(78.00)
G382.00-Meter & Reg Instllns	Retirement	1974	1939	(78.00)
G382.00-Meter & Reg Instllns	Retirement	1948	1938	(78.00)
G382.00-Meter & Reg Instllns	Retirement	1995	1933	(78.00)
G382.00-Meter & Reg Instllns	Retirement	1948	1932	(78.00)
G382.00-Meter & Reg Instllns	Retirement	1959	1930	(78.00)
G382.00-Meter & Reg Instllns	Retirement	1989	1928	(78.00)
G382.00-Meter & Reg Instllns	Retirement	1997	1991	(795.00)
G382.00-Meter & Reg Instllns	Retirement	2000	1975	(78.32)
G382.00-Meter & Reg Instllns	Retirement	1956	1938	(79.00)

GRC Depr Study Transactional Data

hist acct	tran code	activity year	vintage	amount
G382.00-Meter & Reg Instllns	Retirement	1980	1936	(79.00)
G382.00-Meter & Reg Instllns	Retirement	1972	1936	(79.00)
G382.00-Meter & Reg Instllns	Retirement	1961	1933	(79.00)
G382.00-Meter & Reg Instllns	Retirement	1956	1932	(79.00)
G382.00-Meter & Reg Instllns	Retirement	2009	1961	(168,885.81)
G382.00-Meter & Reg Instllns	Retirement	1948	1945	(103.00)
G382.00-Meter & Reg Instllns	Retirement	1997	1943	(103.00)
G382.00-Meter & Reg Instllns	Retirement	1952	1939	(103.00)
G382.00-Meter & Reg Instllns	Retirement	1949	1939	(103.00)
G382.00-Meter & Reg Instllns	Retirement	1956	1937	(103.00)
G382.00-Meter & Reg Instllns	Retirement	1964	1932	(103.00)
G382.00-Meter & Reg Instllns	Retirement	1963	1929	(103.00)
G382.00-Meter & Reg Instllns	Retirement	1948	1929	(103.00)
G382.00-Meter & Reg Instllns	Retirement	1956	1956	(227.00)
G382.00-Meter & Reg Instllns	Retirement	1978	1972	(1,038.00)
G382.00-Meter & Reg Instllns	Retirement	1976	1946	(104.00)
G382.00-Meter & Reg Instllns	Retirement	1956	1945	(104.00)
G382.00-Meter & Reg Instllns	Retirement	1985	1937	(104.00)
G382.00-Meter & Reg Instllns	Retirement	1961	1937	(104.00)
G382.00-Meter & Reg Instllns	Retirement	1950	1937	(104.00)
G382.00-Meter & Reg Instllns	Retirement	1955	1930	(104.00)
G382.00-Meter & Reg Instllns	Retirement	1952	1930	(104.00)
G382.00-Meter & Reg Instllns	Retirement	1960	1928	(104.00)
G382.00-Meter & Reg Instllns	Retirement	1950	1928	(104.00)
G382.00-Meter & Reg Instllns	Retirement	1995	1950	(797.00)
G382.00-Meter & Reg Instllns	Retirement	1980	1970	(1,038.00)
G382.00-Meter & Reg Instllns	Retirement	1970	1938	(131.00)
G382.00-Meter & Reg Instllns	Retirement	1951	1937	(131.00)
G382.00-Meter & Reg Instllns	Retirement	1965	1936	(131.00)
G382.00-Meter & Reg Instllns	Retirement	1959	1928	(131.00)
G382.00-Meter & Reg Instllns	Retirement	1950	1927	(131.00)
G382.00-Meter & Reg Instllns	Retirement	1953	1923	(131.00)
G382.00-Meter & Reg Instllns	Retirement	1957	1923	(132.00)
G382.00-Meter & Reg Instllns	Retirement	1957	1938	(165.00)
G382.00-Meter & Reg Instllns	Retirement	1963	1952	(836.00)
G382.00-Meter & Reg Instllns	Retirement	1977	1947	(166.00)
G382.00-Meter & Reg Instllns	Retirement	2011	1930	(8.48)
G382.00-Meter & Reg Instllns	Retirement	1991	1957	(838.00)
G382.00-Meter & Reg Instllns	Retirement	2007	1934	(8.95)
G382.00-Meter & Reg Instllns	Retirement	1987	1934	(9.00)
G382.00-Meter & Reg Instllns	Retirement	1969	1920	(9.00)
G382.00-Meter & Reg Instllns	Retirement	1968	1917	(9.00)

GRC Depr Study Transactional Data

hist acct	tran code	activity year	vintage	amount
G382.00-Meter & Reg Instllns	Retirement	1982	1943	(23.00)
G382.00-Meter & Reg Instllns	Retirement	1978	1943	(23.00)
G382.00-Meter & Reg Instllns	Retirement	1977	1931	(23.00)
G382.00-Meter & Reg Instllns	Retirement	1977	1928	(23.00)
G382.00-Meter & Reg Instllns	Retirement	1978	1925	(23.00)
G382.00-Meter & Reg Instllns	Retirement	1977	1925	(23.00)
G382.00-Meter & Reg Instllns	Retirement	1978	1923	(23.00)
G382.00-Meter & Reg Instllns	Retirement	1974	1921	(23.00)
G382.00-Meter & Reg Instllns	Retirement	2017	1957	(804.76)
G382.00-Meter & Reg Instllns	Retirement	1967	1957	(805.00)
G382.00-Meter & Reg Instllns	Retirement	1954	1950	(805.00)
G382.00-Meter & Reg Instllns	Retirement	1977	1943	(39.00)
G382.00-Meter & Reg Instllns	Retirement	1973	1943	(39.00)
G382.00-Meter & Reg Instllns	Retirement	1958	1943	(39.00)
G382.00-Meter & Reg Instllns	Retirement	1952	1940	(39.00)
G382.00-Meter & Reg Instllns	Retirement	1981	1936	(39.00)
G382.00-Meter & Reg Instllns	Retirement	1987	1925	(39.00)
G382.00-Meter & Reg Instllns	Retirement	1986	1925	(39.00)
G382.00-Meter & Reg Instllns	Retirement	1953	1945	(58.00)
G382.00-Meter & Reg Instllns	Retirement	1981	1941	(58.00)
G382.00-Meter & Reg Instllns	Retirement	1983	1938	(58.00)
G382.00-Meter & Reg Instllns	Retirement	1978	1938	(58.00)
G382.00-Meter & Reg Instllns	Retirement	1970	1935	(58.00)
G382.00-Meter & Reg Instllns	Retirement	1957	1935	(58.00)
G382.00-Meter & Reg Instllns	Retirement	1949	1935	(58.00)
G382.00-Meter & Reg Instllns	Retirement	1948	1923	(58.00)
G382.00-Meter & Reg Instllns	Retirement	1950	1921	(58.00)
G382.00-Meter & Reg Instllns	Retirement	1949	1921	(58.00)
G382.00-Meter & Reg Instllns	Retirement	1992	1989	(80.00)
G382.00-Meter & Reg Instllns	Retirement	1980	1938	(80.00)
G382.00-Meter & Reg Instllns	Retirement	1968	1935	(80.00)
G382.00-Meter & Reg Instllns	Retirement	1970	1934	(80.00)
G382.00-Meter & Reg Instllns	Retirement	1968	1934	(80.00)
G382.00-Meter & Reg Instllns	Retirement	1995	1927	(80.00)
G382.00-Meter & Reg Instllns	Retirement	1967	1927	(80.00)
G382.00-Meter & Reg Instllns	Retirement	1950	1923	(80.00)
G382.00-Meter & Reg Instllns	Retirement	2005	1938	(808.18)
G382.00-Meter & Reg Instllns	Retirement	2003	2000	(1,000.64)
G382.00-Meter & Reg Instllns	Retirement	1956	1944	(81.00)
G382.00-Meter & Reg Instllns	Retirement	1985	1941	(81.00)
G382.00-Meter & Reg Instllns	Retirement	1966	1934	(81.00)
G382.00-Meter & Reg Instllns	Retirement	1954	1934	(81.00)

GRC Depr Study Transactional Data

hist acct	tran code	activity year	vintage	amount
G382.00-Meter & Reg Instllns	Retirement	1968	1927	(81.00)
G382.00-Meter & Reg Instllns	Retirement	1970	1959	(810.00)
G382.00-Meter & Reg Instllns	Retirement	2017	2001	(846.93)
G382.00-Meter & Reg Instllns	Retirement	1951	1948	(105.00)
G382.00-Meter & Reg Instllns	Retirement	1981	1946	(105.00)
G382.00-Meter & Reg Instllns	Retirement	1965	1942	(105.00)
G382.00-Meter & Reg Instllns	Retirement	1958	1942	(105.00)
G382.00-Meter & Reg Instllns	Retirement	1958	1940	(105.00)
G382.00-Meter & Reg Instllns	Retirement	1963	1930	(105.00)
G382.00-Meter & Reg Instllns	Retirement	1989	1929	(105.00)
G382.00-Meter & Reg Instllns	Retirement	1970	1925	(105.00)
G382.00-Meter & Reg Instllns	Retirement	1947	1924	(105.00)
G382.00-Meter & Reg Instllns	Retirement	1971	1922	(105.00)
G382.00-Meter & Reg Instllns	Retirement	1962	1922	(105.00)
G382.00-Meter & Reg Instllns	Retirement	1968	1955	(847.00)
G382.00-Meter & Reg Instllns	Retirement	1957	1954	(847.00)
G382.00-Meter & Reg Instllns	Retirement	1966	1951	(847.00)
G382.00-Meter & Reg Instllns	Retirement	1995	1945	(133.00)
G382.00-Meter & Reg Instllns	Retirement	1990	1937	(133.00)
G382.00-Meter & Reg Instllns	Retirement	1962	1927	(133.00)
G382.00-Meter & Reg Instllns	Retirement	1963	1923	(133.00)
G382.00-Meter & Reg Instllns	Retirement	2020	2014	(252,383.65)
G382.00-Meter & Reg Instllns	Retirement	1996	1941	(134.00)
G382.00-Meter & Reg Instllns	Retirement	1984	1964	(850.00)
G382.00-Meter & Reg Instllns	Retirement	1963	1954	(850.00)
G382.00-Meter & Reg Instllns	Retirement	1956	1939	(167.00)
G382.00-Meter & Reg Instllns	Retirement	1951	1939	(167.00)
G382.00-Meter & Reg Instllns	Retirement	1960	1922	(167.00)
G382.00-Meter & Reg Instllns	Retirement	1953	1922	(167.00)
G382.00-Meter & Reg Instllns	Retirement	1989	1950	(851.00)
G382.00-Meter & Reg Instllns	Retirement	2006	1929	(167.35)
G382.00-Meter & Reg Instllns	Retirement	1999	1935	(167.65)
G382.00-Meter & Reg Instllns	Retirement	1950	1950	(168.00)
G382.00-Meter & Reg Instllns	Retirement	1982	1947	(168.00)
G382.00-Meter & Reg Instllns	Retirement	1954	1939	(168.00)
G382.00-Meter & Reg Instllns	Retirement	1950	1929	(168.00)
G382.00-Meter & Reg Instllns	Retirement	2010	1944	(810.75)
G382.00-Meter & Reg Instllns	Retirement	1999	1941	(1,040.84)
G382.00-Meter & Reg Instllns	Retirement	1998	1975	(811.00)
G382.00-Meter & Reg Instllns	Retirement	1991	1949	(10.00)
G382.00-Meter & Reg Instllns	Retirement	1974	1927	(10.00)
G382.00-Meter & Reg Instllns	Retirement	1965	1919	(10.00)

GRC Depr Study Transactional Data

hist acct	tran code	activity year	vintage	amount
G382.00-Meter & Reg Instllns	Retirement	1965	1916	(10.00)
G382.00-Meter & Reg Instllns	Retirement	1962	1916	(10.00)
G382.00-Meter & Reg Instllns	Retirement	1960	1916	(10.00)
G382.00-Meter & Reg Instllns	Retirement	1954	1916	(10.00)
G382.00-Meter & Reg Instllns	Retirement	1947	1916	(10.00)
G382.00-Meter & Reg Instllns	Retirement	2002	1942	(811.10)
G382.00-Meter & Reg Instllns	Retirement	1993	1992	(812.00)
G382.00-Meter & Reg Instllns	Retirement	1981	1960	(812.00)
G382.00-Meter & Reg Instllns	Retirement	1987	1947	(222.00)
G382.00-Meter & Reg Instllns	Retirement	1982	1936	(24.00)
G382.00-Meter & Reg Instllns	Retirement	1979	1935	(24.00)
G382.00-Meter & Reg Instllns	Retirement	1974	1935	(24.00)
G382.00-Meter & Reg Instllns	Retirement	1996	1933	(24.00)
G382.00-Meter & Reg Instllns	Retirement	1988	1933	(24.00)
G382.00-Meter & Reg Instllns	Retirement	1983	1933	(24.00)
G382.00-Meter & Reg Instllns	Retirement	1977	1933	(24.00)
G382.00-Meter & Reg Instllns	Retirement	1961	1931	(222.00)
G382.00-Meter & Reg Instllns	Retirement	1963	1933	(24.00)
G382.00-Meter & Reg Instllns	Retirement	1955	1933	(24.00)
G382.00-Meter & Reg Instllns	Retirement	1950	1933	(24.00)
G382.00-Meter & Reg Instllns	Retirement	1948	1933	(24.00)
G382.00-Meter & Reg Instllns	Retirement	1983	1932	(24.00)
G382.00-Meter & Reg Instllns	Retirement	1978	1932	(24.00)
G382.00-Meter & Reg Instllns	Retirement	1973	1932	(24.00)
G382.00-Meter & Reg Instllns	Retirement	1986	1931	(24.00)
G382.00-Meter & Reg Instllns	Retirement	1983	1931	(24.00)
G382.00-Meter & Reg Instllns	Retirement	1974	1931	(24.00)
G382.00-Meter & Reg Instllns	Retirement	1981	1930	(24.00)
G382.00-Meter & Reg Instllns	Retirement	1980	1930	(24.00)
G382.00-Meter & Reg Instllns	Retirement	1974	1925	(24.00)
G382.00-Meter & Reg Instllns	Retirement	1984	1923	(24.00)
G382.00-Meter & Reg Instllns	Retirement	1980	1923	(24.00)
G382.00-Meter & Reg Instllns	Retirement	1974	1923	(24.00)
G382.00-Meter & Reg Instllns	Retirement	1981	1921	(24.00)
G382.00-Meter & Reg Instllns	Retirement	1972	1920	(24.00)
G382.00-Meter & Reg Instllns	Retirement	1960	1918	(24.00)
G382.00-Meter & Reg Instllns	Retirement	1958	1918	(24.00)
G382.00-Meter & Reg Instllns	Retirement	1954	1918	(24.00)
G382.00-Meter & Reg Instllns	Retirement	2019	1975	(39.16)
G382.00-Meter & Reg Instllns	Retirement	2012	1975	(39.16)
G382.00-Meter & Reg Instllns	Retirement	2011	1975	(39.16)
G382.00-Meter & Reg Instllns	Retirement	2006	1975	(39.16)

GRC Depr Study Transactional Data

hist acct	tran code	activity year	vintage	amount
G382.00-Meter & Reg Instllns	Retirement	1953	1953	(40.00)
G382.00-Meter & Reg Instllns	Retirement	1970	1943	(40.00)
G382.00-Meter & Reg Instllns	Retirement	1988	1942	(40.00)
G382.00-Meter & Reg Instllns	Retirement	1973	1942	(40.00)
G382.00-Meter & Reg Instllns	Retirement	1996	1939	(40.00)
G382.00-Meter & Reg Instllns	Retirement	1981	1939	(40.00)
G382.00-Meter & Reg Instllns	Retirement	1977	1968	(814.00)
G382.00-Meter & Reg Instllns	Retirement	2000	1958	(2,473.16)
G382.00-Meter & Reg Instllns	Retirement	1971	1967	(2,478.00)
G382.00-Meter & Reg Instllns	Retirement	1975	1966	(59.00)
G382.00-Meter & Reg Instllns	Retirement	1955	1955	(59.00)
G382.00-Meter & Reg Instllns	Retirement	1949	1949	(59.00)
G382.00-Meter & Reg Instllns	Retirement	1977	1945	(59.00)
G382.00-Meter & Reg Instllns	Retirement	1984	1939	(59.00)
G382.00-Meter & Reg Instllns	Retirement	1983	1939	(59.00)
G382.00-Meter & Reg Instllns	Retirement	1956	1934	(59.00)
G382.00-Meter & Reg Instllns	Retirement	1948	1934	(59.00)
G382.00-Meter & Reg Instllns	Retirement	1953	1931	(59.00)
G382.00-Meter & Reg Instllns	Retirement	1985	1927	(59.00)
G382.00-Meter & Reg Instllns	Retirement	2012	1985	(448,381.06)
G382.00-Meter & Reg Instllns	Retirement	1978	1957	(1,068.00)
G382.00-Meter & Reg Instllns	Retirement	1959	1956	(1,068.00)
G382.00-Meter & Reg Instllns	Retirement	2008	1935	(1,068.12)
G382.00-Meter & Reg Instllns	Retirement	1978	1966	(1,069.00)
G382.00-Meter & Reg Instllns	Retirement	1974	1962	(1,203.00)
G382.00-Meter & Reg Instllns	Retirement	1972	1942	(60.00)
G382.00-Meter & Reg Instllns	Retirement	1952	1942	(60.00)
G382.00-Meter & Reg Instllns	Retirement	1953	1937	(60.00)
G382.00-Meter & Reg Instllns	Retirement	1987	1936	(60.00)
G382.00-Meter & Reg Instllns	Retirement	1971	1934	(60.00)
G382.00-Meter & Reg Instllns	Retirement	1970	1932	(60.00)
G382.00-Meter & Reg Instllns	Retirement	1989	1949	(786.00)
G382.00-Meter & Reg Instllns	Retirement	1974	1972	(1,360.00)
G382.00-Meter & Reg Instllns	Retirement	1987	1962	(1,362.00)
G382.00-Meter & Reg Instllns	Retirement	1983	1975	(1,364.00)
G382.00-Meter & Reg Instllns	Retirement	1973	1968	(1,365.00)
G382.00-Meter & Reg Instllns	Retirement	1968	1965	(1,366.00)
G382.00-Meter & Reg Instllns	Retirement	1986	1945	(82.00)
G382.00-Meter & Reg Instllns	Retirement	1953	1932	(82.00)
G382.00-Meter & Reg Instllns	Retirement	1981	1980	(1,369.00)
G382.00-Meter & Reg Instllns	Retirement	1953	1929	(82.00)
G382.00-Meter & Reg Instllns	Retirement	2016	1957	(1,542.44)

GRC Depr Study Transactional Data

hist acct	tran code	activity year	vintage	amount
G382.00-Meter & Reg Instllns	Retirement	1996	1975	(1,543.00)
G382.00-Meter & Reg Instllns	Retirement	1980	1975	(1,545.00)
G382.00-Meter & Reg Instllns	Retirement	1989	1960	(1,547.00)
G382.00-Meter & Reg Instllns	Retirement	1971	1963	(1,549.00)
G382.00-Meter & Reg Instllns	Retirement	1996	1993	(106.00)
G382.00-Meter & Reg Instllns	Retirement	1966	1945	(106.00)
G382.00-Meter & Reg Instllns	Retirement	1966	1927	(106.00)
G382.00-Meter & Reg Instllns	Retirement	1948	1927	(106.00)
G382.00-Meter & Reg Instllns	Retirement	1947	1927	(106.00)
G382.00-Meter & Reg Instllns	Retirement	1966	1961	(1,737.00)
G382.00-Meter & Reg Instllns	Retirement	1983	1956	(228.00)
G382.00-Meter & Reg Instllns	Retirement	2015	1957	(1,743.65)
G382.00-Meter & Reg Instllns	Retirement	1958	1923	(228.00)
G382.00-Meter & Reg Instllns	Retirement	1987	1964	(1,745.00)
G382.00-Meter & Reg Instllns	Retirement	1961	1945	(107.00)
G382.00-Meter & Reg Instllns	Retirement	1994	1944	(107.00)
G382.00-Meter & Reg Instllns	Retirement	1960	1944	(107.00)
G382.00-Meter & Reg Instllns	Retirement	1959	1944	(107.00)
G382.00-Meter & Reg Instllns	Retirement	1954	1944	(107.00)
G382.00-Meter & Reg Instllns	Retirement	1996	1942	(107.00)
G382.00-Meter & Reg Instllns	Retirement	1972	1940	(107.00)
G382.00-Meter & Reg Instllns	Retirement	1965	1933	(107.00)
G382.00-Meter & Reg Instllns	Retirement	1955	1924	(107.00)
G382.00-Meter & Reg Instllns	Retirement	1982	1976	(1,966.00)
G382.00-Meter & Reg Instllns	Retirement	2002	1999	(1,967.51)
G382.00-Meter & Reg Instllns	Retirement	2002	1990	(1,968.80)
G382.00-Meter & Reg Instllns	Retirement	1994	1987	(1,974.00)
G382.00-Meter & Reg Instllns	Retirement	1995	1958	(2,208.00)
G382.00-Meter & Reg Instllns	Retirement	1976	1947	(135.00)
G382.00-Meter & Reg Instllns	Retirement	2007	1930	(788.96)
G382.00-Meter & Reg Instllns	Retirement	1973	1970	(789.00)
G382.00-Meter & Reg Instllns	Retirement	2011	1964	(135.67)
G382.00-Meter & Reg Instllns	Retirement	2001	1930	(135.74)
G382.00-Meter & Reg Instllns	Retirement	1978	1974	(2,222.00)
G382.00-Meter & Reg Instllns	Retirement	1997	1946	(136.00)
G382.00-Meter & Reg Instllns	Retirement	1969	1942	(136.00)
G382.00-Meter & Reg Instllns	Retirement	1957	1931	(136.00)
G382.00-Meter & Reg Instllns	Retirement	2008	1938	(2,486.13)
G382.00-Meter & Reg Instllns	Retirement	2003	1926	(2,491.39)
G382.00-Meter & Reg Instllns	Retirement	2007	1936	(2,499.95)
G382.00-Meter & Reg Instllns	Retirement	2010	2008	(2,501.90)
G382.00-Meter & Reg Instllns	Retirement	1959	1921	(827.00)

GRC Depr Study Transactional Data

hist acct	tran code	activity year	vintage	amount
G382.00-Meter & Reg Instllns	Retirement	1970	1958	(1,073.00)
G382.00-Meter & Reg Instllns	Retirement	1967	1941	(169.00)
G382.00-Meter & Reg Instllns	Retirement	1995	1930	(169.00)
G382.00-Meter & Reg Instllns	Retirement	1999	1994	(1,074.12)
G382.00-Meter & Reg Instllns	Retirement	1972	1965	(1,075.00)
G382.00-Meter & Reg Instllns	Retirement	1978	1963	(1,075.00)
G382.00-Meter & Reg Instllns	Retirement	1962	1951	(1,075.00)
G382.00-Meter & Reg Instllns	Retirement	1980	1963	(1,077.00)
G382.00-Meter & Reg Instllns	Retirement	2006	1946	(1,213.40)
G382.00-Meter & Reg Instllns	Retirement	1996	1988	(828.00)
G382.00-Meter & Reg Instllns	Retirement	1952	1937	(1,215.00)
G382.00-Meter & Reg Instllns	Retirement	2003	1933	(169.64)
G382.00-Meter & Reg Instllns	Retirement	2000	1930	(169.65)
G382.00-Meter & Reg Instllns	Retirement	1992	1988	(828.00)
G382.00-Meter & Reg Instllns	Retirement	1974	1965	(170.00)
G382.00-Meter & Reg Instllns	Retirement	1955	1945	(170.00)
G382.00-Meter & Reg Instllns	Retirement	1960	1929	(170.00)
G382.00-Meter & Reg Instllns	Retirement	1963	1961	(1,221.00)
G382.00-Meter & Reg Instllns	Retirement	1977	1976	(1,222.00)
G382.00-Meter & Reg Instllns	Retirement	1966	1965	(1,222.00)
G382.00-Meter & Reg Instllns	Retirement	1975	1973	(1,223.00)
G382.00-Meter & Reg Instllns	Retirement	1987	1960	(1,223.00)
G382.00-Meter & Reg Instllns	Retirement	1963	1962	(1,370.00)
G382.00-Meter & Reg Instllns	Retirement	2006	1943	(1,370.61)
G382.00-Meter & Reg Instllns	Retirement	1976	1966	(1,371.00)
G382.00-Meter & Reg Instllns	Retirement	1992	1976	(1,372.00)
G382.00-Meter & Reg Instllns	Retirement	2017	1988	(828.66)
G382.00-Meter & Reg Instllns	Retirement	1971	1969	(1,375.00)
G382.00-Meter & Reg Instllns	Retirement	2004	2000	(1,375.88)
G382.00-Meter & Reg Instllns	Retirement	1998	1952	(1,376.00)
G382.00-Meter & Reg Instllns	Retirement	1984	1954	(829.00)
G382.00-Meter & Reg Instllns	Retirement	1980	1978	(1,552.00)
G382.00-Meter & Reg Instllns	Retirement	1987	1973	(1,556.00)
G382.00-Meter & Reg Instllns	Retirement	1993	1984	(1,557.00)
G382.00-Meter & Reg Instllns	Retirement	1991	1984	(1,557.00)
G382.00-Meter & Reg Instllns	Retirement	1978	1975	(1,559.00)
G382.00-Meter & Reg Instllns	Retirement	1999	1961	(1,559.47)
G382.00-Meter & Reg Instllns	Retirement	2002	1954	(1,559.81)
G382.00-Meter & Reg Instllns	Retirement	1989	1952	(1,562.00)
G382.00-Meter & Reg Instllns	Retirement	1968	1956	(1,035.00)
G382.00-Meter & Reg Instllns	Retirement	1998	1953	(1,758.00)
G382.00-Meter & Reg Instllns	Retirement	1972	1957	(799.00)

GRC Depr Study Transactional Data

hist acct	tran code	activity year	vintage	amount
G382.00-Meter & Reg Instllns	Retirement	1984	1944	(25.00)
G382.00-Meter & Reg Instllns	Retirement	1974	1944	(25.00)
G382.00-Meter & Reg Instllns	Retirement	1976	1942	(25.00)
G382.00-Meter & Reg Instllns	Retirement	1986	1935	(25.00)
G382.00-Meter & Reg Instllns	Retirement	1977	1935	(25.00)
G382.00-Meter & Reg Instllns	Retirement	1971	1961	(1,990.00)
G382.00-Meter & Reg Instllns	Retirement	2006	1936	(1,990.43)
G382.00-Meter & Reg Instllns	Retirement	1975	1953	(41.00)
G382.00-Meter & Reg Instllns	Retirement	1964	1963	(2,227.00)
G382.00-Meter & Reg Instllns	Retirement	1951	1942	(41.00)
G382.00-Meter & Reg Instllns	Retirement	1980	1969	(800.00)
G382.00-Meter & Reg Instllns	Retirement	1976	1935	(41.00)
G382.00-Meter & Reg Instllns	Retirement	1976	1934	(41.00)
G382.00-Meter & Reg Instllns	Retirement	1972	1929	(41.00)
G382.00-Meter & Reg Instllns	Retirement	1985	1964	(2,236.00)
G382.00-Meter & Reg Instllns	Retirement	1989	1967	(2,504.00)
G382.00-Meter & Reg Instllns	Retirement	2010	2007	(2,506.66)
G382.00-Meter & Reg Instllns	Retirement	2010	1947	(2,516.52)
G382.00-Meter & Reg Instllns	Retirement	1967	1958	(2,517.00)
G382.00-Meter & Reg Instllns	Retirement	1967	1964	(1,078.00)
G382.00-Meter & Reg Instllns	Retirement	1991	1973	(1,081.00)
G382.00-Meter & Reg Instllns	Retirement	1964	1954	(1,082.00)
G382.00-Meter & Reg Instllns	Retirement	1981	1961	(1,085.00)
G382.00-Meter & Reg Instllns	Retirement	1948	1940	(61.00)
G382.00-Meter & Reg Instllns	Retirement	1986	1936	(61.00)
G382.00-Meter & Reg Instllns	Retirement	1978	1936	(61.00)
G382.00-Meter & Reg Instllns	Retirement	1976	1936	(61.00)
G382.00-Meter & Reg Instllns	Retirement	1956	1933	(61.00)
G382.00-Meter & Reg Instllns	Retirement	1969	1929	(61.00)
G382.00-Meter & Reg Instllns	Retirement	1970	1926	(61.00)
G382.00-Meter & Reg Instllns	Retirement	1968	1959	(1,226.00)
G382.00-Meter & Reg Instllns	Retirement	1964	1961	(1,228.00)
G382.00-Meter & Reg Instllns	Retirement	1998	1991	(1,229.00)
G382.00-Meter & Reg Instllns	Retirement	1995	1954	(1,231.00)
G382.00-Meter & Reg Instllns	Retirement	1969	1944	(83.00)
G382.00-Meter & Reg Instllns	Retirement	1967	1936	(83.00)
G382.00-Meter & Reg Instllns	Retirement	1966	1931	(83.00)
G382.00-Meter & Reg Instllns	Retirement	1987	1926	(83.00)
G382.00-Meter & Reg Instllns	Retirement	1972	1926	(83.00)
G382.00-Meter & Reg Instllns	Retirement	1969	1924	(83.00)
G382.00-Meter & Reg Instllns	Retirement	1968	1923	(83.00)
G382.00-Meter & Reg Instllns	Retirement	2011	1946	(803.88)

GRC Depr Study Transactional Data

hist acct	tran code	activity year	vintage	amount
G382.00-Meter & Reg Instllns	Retirement	1997	1990	(1,565.00)
G382.00-Meter & Reg Instllns	Retirement	2004	1929	(83.68)
G382.00-Meter & Reg Instllns	Retirement	1983	1972	(1,567.00)
G382.00-Meter & Reg Instllns	Retirement	2020	1958	(1,567.01)
G382.00-Meter & Reg Instllns	Retirement	1996	1949	(84.00)
G382.00-Meter & Reg Instllns	Retirement	1951	1941	(84.00)
G382.00-Meter & Reg Instllns	Retirement	1996	1940	(84.00)
G382.00-Meter & Reg Instllns	Retirement	1987	1940	(84.00)
G382.00-Meter & Reg Instllns	Retirement	1978	1940	(84.00)
G382.00-Meter & Reg Instllns	Retirement	1953	1939	(84.00)
G382.00-Meter & Reg Instllns	Retirement	1991	1937	(84.00)
G382.00-Meter & Reg Instllns	Retirement	1972	1937	(84.00)
G382.00-Meter & Reg Instllns	Retirement	1961	1932	(84.00)
G382.00-Meter & Reg Instllns	Retirement	1964	1930	(84.00)
G382.00-Meter & Reg Instllns	Retirement	1979	1972	(853.00)
G382.00-Meter & Reg Instllns	Retirement	1986	1965	(1,572.00)
G382.00-Meter & Reg Instllns	Retirement	2012	1983	(1,572.69)
G382.00-Meter & Reg Instllns	Retirement	2004	1983	(1,572.69)
G382.00-Meter & Reg Instllns	Retirement	1998	1957	(1,576.00)
G382.00-Meter & Reg Instllns	Retirement	1990	1938	(108.00)
G382.00-Meter & Reg Instllns	Retirement	1991	1936	(108.00)
G382.00-Meter & Reg Instllns	Retirement	1984	1966	(1,761.00)
G382.00-Meter & Reg Instllns	Retirement	1950	1926	(108.00)
G382.00-Meter & Reg Instllns	Retirement	1947	1926	(108.00)
G382.00-Meter & Reg Instllns	Retirement	1968	1925	(108.00)
G382.00-Meter & Reg Instllns	Retirement	1969	1959	(1,763.00)
G382.00-Meter & Reg Instllns	Retirement	2000	1948	(1,764.54)
G382.00-Meter & Reg Instllns	Retirement	1999	1997	(853.64)
G382.00-Meter & Reg Instllns	Retirement	1996	1964	(1,770.00)
G382.00-Meter & Reg Instllns	Retirement	1985	1973	(1,773.00)
G382.00-Meter & Reg Instllns	Retirement	2003	1990	(1,995.20)
G382.00-Meter & Reg Instllns	Retirement	1949	1947	(109.00)
G382.00-Meter & Reg Instllns	Retirement	1998	1933	(109.00)
G382.00-Meter & Reg Instllns	Retirement	1971	1932	(109.00)
G382.00-Meter & Reg Instllns	Retirement	1962	1929	(109.00)
G382.00-Meter & Reg Instllns	Retirement	2006	1945	(854.98)
G382.00-Meter & Reg Instllns	Retirement	1971	1927	(109.00)
G382.00-Meter & Reg Instllns	Retirement	1994	1957	(855.00)
G382.00-Meter & Reg Instllns	Retirement	1998	1958	(2,001.00)
G382.00-Meter & Reg Instllns	Retirement	1962	1962	(137.00)
G382.00-Meter & Reg Instllns	Retirement	1968	1944	(137.00)
G382.00-Meter & Reg Instllns	Retirement	1975	1943	(137.00)

GRC Depr Study Transactional Data

hist acct	tran code	activity year	vintage	amount
G382.00-Meter & Reg Instllns	Retirement	1966	1936	(137.00)
G382.00-Meter & Reg Instllns	Retirement	1986	1973	(2,243.00)
G382.00-Meter & Reg Instllns	Retirement	1984	1960	(856.00)
G382.00-Meter & Reg Instllns	Retirement	1975	1945	(138.00)
G382.00-Meter & Reg Instllns	Retirement	1960	1940	(138.00)
G382.00-Meter & Reg Instllns	Retirement	1959	1940	(138.00)
G382.00-Meter & Reg Instllns	Retirement	1947	1937	(138.00)
G382.00-Meter & Reg Instllns	Retirement	2009	1937	(2,519.87)
G382.00-Meter & Reg Instllns	Retirement	2019	1953	(2,523.58)
G382.00-Meter & Reg Instllns	Retirement	1971	1955	(857.00)
G382.00-Meter & Reg Instllns	Retirement	1983	1974	(2,535.00)
G382.00-Meter & Reg Instllns	Retirement	2007	1935	(1,086.75)
G382.00-Meter & Reg Instllns	Retirement	1974	1947	(171.00)
G382.00-Meter & Reg Instllns	Retirement	1983	1962	(858.00)
G382.00-Meter & Reg Instllns	Retirement	1955	1929	(171.00)
G382.00-Meter & Reg Instllns	Retirement	1954	1925	(171.00)
G382.00-Meter & Reg Instllns	Retirement	1981	1963	(1,088.00)
G382.00-Meter & Reg Instllns	Retirement	2000	1942	(1,089.06)
G382.00-Meter & Reg Instllns	Retirement	1988	1969	(1,090.00)
G382.00-Meter & Reg Instllns	Retirement	1965	1958	(1,003.00)
G382.00-Meter & Reg Instllns	Retirement	2017	1956	(858.45)
G382.00-Meter & Reg Instllns	Retirement	1970	1946	(172.00)
G382.00-Meter & Reg Instllns	Retirement	1965	1945	(172.00)
G382.00-Meter & Reg Instllns	Retirement	1980	1971	(1,233.00)
G382.00-Meter & Reg Instllns	Retirement	1997	1953	(1,233.00)
G382.00-Meter & Reg Instllns	Retirement	1989	1947	(859.00)
G382.00-Meter & Reg Instllns	Retirement	2018	1953	(1,233.47)
G382.00-Meter & Reg Instllns	Retirement	1950	1938	(859.00)
G382.00-Meter & Reg Instllns	Retirement	1979	1978	(1,235.00)
G382.00-Meter & Reg Instllns	Retirement	1967	1966	(1,237.00)
G382.00-Meter & Reg Instllns	Retirement	1990	1957	(1,241.00)
G382.00-Meter & Reg Instllns	Retirement	1997	1952	(1,390.00)
G382.00-Meter & Reg Instllns	Retirement	1981	1943	(11.00)
G382.00-Meter & Reg Instllns	Retirement	1952	1941	(11.00)
G382.00-Meter & Reg Instllns	Retirement	1988	1918	(11.00)
G382.00-Meter & Reg Instllns	Retirement	1948	1941	(1,391.00)
G382.00-Meter & Reg Instllns	Retirement	1982	1918	(11.00)
G382.00-Meter & Reg Instllns	Retirement	1978	1918	(11.00)
G382.00-Meter & Reg Instllns	Retirement	1976	1918	(11.00)
G382.00-Meter & Reg Instllns	Retirement	1970	1918	(11.00)
G382.00-Meter & Reg Instllns	Retirement	1968	1918	(11.00)
G382.00-Meter & Reg Instllns	Retirement	1964	1917	(11.00)

GRC Depr Study Transactional Data

hist acct	tran code	activity year	vintage	amount
G382.00-Meter & Reg Instllns	Retirement	1961	1917	(11.00)
G382.00-Meter & Reg Instllns	Retirement	1956	1917	(11.00)
G382.00-Meter & Reg Instllns	Retirement	1954	1917	(11.00)
G382.00-Meter & Reg Instllns	Retirement	1952	1917	(11.00)
G382.00-Meter & Reg Instllns	Retirement	1949	1917	(11.00)
G382.00-Meter & Reg Instllns	Retirement	2007	1944	(1,393.49)
G382.00-Meter & Reg Instllns	Transfer	1990	1989	(19,271.00)
G382.00-Meter & Reg Instllns	Transfer	1999	1998	(292,439.85)
G382.00-Meter & Reg Instllns	Transfer	1997	1995	(20,542.00)
G382.00-Meter & Reg Instllns	Transfer	1998	1999	(134,401.05)
G382.00-Meter & Reg Instllns	Transfer	1993	1992	(55,964.00)
G382.00-Meter & Reg Instllns	Transfer	1991	1990	(14,993.00)
G382.00-Meter & Reg Instllns	Transfer	2000	2000	(56,685.22)
G382.00-Meter & Reg Instllns	Transfer	1990	1989	(15,102.00)
G382.00-Meter & Reg Instllns	Transfer	1990	1989	(44,572.00)
G382.00-Meter & Reg Instllns	Transfer	1992	1975	(4,600.00)
G382.00-Meter & Reg Instllns	Transfer	1992	1975	(4,600.00)
G382.00-Meter & Reg Instllns	Transfer	1990	1989	(5,272.00)
G382.00-Meter & Reg Instllns	Transfer	2000	1999	(25,486.38)
G382.00-Meter & Reg Instllns	Transfer	1992	1990	(16,000.00)
G382.00-Meter & Reg Instllns	Transfer	1992	1990	(16,000.00)
G382.00-Meter & Reg Instllns	Transfer	1990	1988	(6,316.00)
G382.00-Meter & Reg Instllns	Transfer	1991	1989	(4,344.00)
G382.00-Meter & Reg Instllns	Transfer	2001	2001	6,783.54
G382.00-Meter & Reg Instllns	Transfer	1991	1990	(18,763.00)
G382.00-Meter & Reg Instllns	Transfer	1999	1999	722,233.21
G382.01-Mtr-Reg-Mod Install	Addition	2016	2016	31,421.68
G382.01-Mtr-Reg-Mod Install	Addition	2015	2015	60,007.03
G382.01-Mtr-Reg-Mod Install	Addition	2008	2008	70,174.00
G382.01-Mtr-Reg-Mod Install	Addition	2017	2017	85,705.79
G382.01-Mtr-Reg-Mod Install	Addition	2020	2020	95,381.81
G382.01-Mtr-Reg-Mod Install	Addition	2014	2014	95,441.17
G382.01-Mtr-Reg-Mod Install	Addition	2018	2018	159,928.76
G382.01-Mtr-Reg-Mod Install	Addition	2019	2019	194,046.00
G382.01-Mtr-Reg-Mod Install	Addition	2012	2012	390,989.04
G382.01-Mtr-Reg-Mod Install	Addition	2013	2013	545,676.67
G382.01-Mtr-Reg-Mod Install	Addition	2011	2011	5,316,478.85
G382.01-Mtr-Reg-Mod Install	Addition	2009	2009	7,205,754.04
G382.01-Mtr-Reg-Mod Install	Addition	2010	2010	11,624,411.52
G382.01-Mtr-Reg-Mod Install	Balance	2020	2013	545,420.00
G382.01-Mtr-Reg-Mod Install	Balance	2020	2010	11,623,896.64
G382.01-Mtr-Reg-Mod Install	Balance	2020	2012	390,884.33

SDG&E
2024 GRC - APP
Depreciation

GRC Depr Study Transactional Data

hist acct	tran code	activity year	vintage	amount
G382.01-Mtr-Reg-Mod Install	Balance	2020	2009	7,205,691.38
G382.01-Mtr-Reg-Mod Install	Balance	2020	2011	5,316,342.30
G382.01-Mtr-Reg-Mod Install	Balance	2020	2019	194,046.00
G382.01-Mtr-Reg-Mod Install	Balance	2020	2018	159,928.76
G382.01-Mtr-Reg-Mod Install	Balance	2020	2014	95,441.17
G382.01-Mtr-Reg-Mod Install	Balance	2020	2020	95,381.81
G382.01-Mtr-Reg-Mod Install	Balance	2020	2017	85,705.79
G382.01-Mtr-Reg-Mod Install	Balance	2020	2008	(7.02)
G382.01-Mtr-Reg-Mod Install	Balance	2020	2008	70,181.02
G382.01-Mtr-Reg-Mod Install	Balance	2020	2015	60,007.03
G382.01-Mtr-Reg-Mod Install	Balance	2020	2016	31,421.68
G382.01-Mtr-Reg-Mod Install	Retirement	2015	2009	(62.66)
G382.01-Mtr-Reg-Mod Install	Retirement	2015	2010	(118.82)
G382.01-Mtr-Reg-Mod Install	Retirement	2016	2010	(396.06)
G382.01-Mtr-Reg-Mod Install	Retirement	2015	2013	(256.67)
G382.01-Mtr-Reg-Mod Install	Retirement	2015	2012	(104.71)
G382.01-Mtr-Reg-Mod Install	Retirement	2015	2011	(136.55)
G385.00-Ind Meas & Reg St Eq	Addition	1985	1985	4,988.56
G385.00-Ind Meas & Reg St Eq	Addition	1980	1980	5,135.79
G385.00-Ind Meas & Reg St Eq	Addition	1968	1968	13,136.17
G385.00-Ind Meas & Reg St Eq	Addition	2004	2004	59,207.51
G385.00-Ind Meas & Reg St Eq	Addition	2003	2003	362,115.40
G385.00-Ind Meas & Reg St Eq	Addition	1990	1990	412,423.26
G385.00-Ind Meas & Reg St Eq	Addition	2001	2001	659,804.01
G385.00-Ind Meas & Reg St Eq	Balance	2020	1990	412,423.26
G385.00-Ind Meas & Reg St Eq	Balance	2020	2003	362,115.40
G385.00-Ind Meas & Reg St Eq	Balance	2020	1968	13,136.17
G385.00-Ind Meas & Reg St Eq	Balance	2020	1980	5,135.79
G385.00-Ind Meas & Reg St Eq	Balance	2020	1985	4,988.56
G385.00-Ind Meas & Reg St Eq	Balance	2020	2004	59,207.51
G385.00-Ind Meas & Reg St Eq	Balance	2020	2001	659,804.01
G387.11-Other Equipment	Addition	1935	1935	33.00
G387.11-Other Equipment	Addition	1984	1984	51.05
G387.11-Other Equipment	Addition	1980	1980	135.17
G387.11-Other Equipment	Addition	1934	1934	137.00
G387.11-Other Equipment	Addition	1926	1926	138.00
G387.11-Other Equipment	Addition	1943	1943	167.00
G387.11-Other Equipment	Addition	1942	1942	228.00
G387.11-Other Equipment	Addition	1976	1976	352.16
G387.11-Other Equipment	Addition	1958	1958	539.00
G387.11-Other Equipment	Addition	1945	1945	649.00
G387.11-Other Equipment	Addition	1924	1924	656.00

GRC Depr Study Transactional Data

hist acct	tran code	activity year	vintage	amount
G387.11-Other Equipment	Addition	1925	1925	657.00
G387.11-Other Equipment	Addition	1922	1922	658.00
G387.11-Other Equipment	Addition	1921	1921	719.00
G387.11-Other Equipment	Addition	1966	1966	805.41
G387.11-Other Equipment	Addition	1959	1959	890.00
G387.11-Other Equipment	Addition	1937	1937	926.00
G387.11-Other Equipment	Addition	1923	1923	955.00
G387.11-Other Equipment	Addition	1939	1939	998.00
G387.11-Other Equipment	Addition	1952	1952	1,041.00
G387.11-Other Equipment	Addition	1933	1933	1,096.00
G387.11-Other Equipment	Addition	1964	1964	1,122.00
G387.11-Other Equipment	Addition	1949	1949	1,243.00
G387.11-Other Equipment	Addition	1955	1955	1,319.00
G387.11-Other Equipment	Addition	1938	1938	1,326.00
G387.11-Other Equipment	Addition	1962	1962	1,399.00
G387.11-Other Equipment	Addition	1965	1965	1,519.00
G387.11-Other Equipment	Addition	1950	1950	1,592.00
G387.11-Other Equipment	Addition	1954	1954	1,821.00
G387.11-Other Equipment	Addition	1951	1951	1,898.00
G387.11-Other Equipment	Addition	1932	1932	1,928.00
G387.11-Other Equipment	Addition	1941	1941	1,937.00
G387.11-Other Equipment	Addition	1960	1960	2,124.89
G387.11-Other Equipment	Addition	1963	1963	2,259.00
G387.11-Other Equipment	Addition	1948	1948	2,287.00
G387.11-Other Equipment	Addition	1953	1953	2,323.00
G387.11-Other Equipment	Addition	1931	1931	2,338.00
G387.11-Other Equipment	Addition	1929	1929	2,368.00
G387.11-Other Equipment	Addition	1940	1940	2,428.00
G387.11-Other Equipment	Addition	1988	1988	2,480.93
G387.11-Other Equipment	Addition	1986	1986	2,884.56
G387.11-Other Equipment	Addition	1956	1956	2,958.00
G387.11-Other Equipment	Addition	1969	1969	3,061.00
G387.11-Other Equipment	Addition	1930	1930	3,257.00
G387.11-Other Equipment	Addition	1927	1927	3,263.00
G387.11-Other Equipment	Addition	1928	1928	3,426.00
G387.11-Other Equipment	Addition	1973	1973	3,995.00
G387.11-Other Equipment	Addition	1981	1981	4,025.70
G387.11-Other Equipment	Addition	1946	1946	4,143.00
G387.11-Other Equipment	Addition	1947	1947	5,251.00
G387.11-Other Equipment	Addition	1970	1970	5,389.00
G387.11-Other Equipment	Addition	1983	1983	5,491.88
G387.11-Other Equipment	Addition	1967	1967	5,604.00

GRC Depr Study Transactional Data

hist acct	tran code	activity year	vintage	amount
G387.11-Other Equipment	Addition	1936	1936	6,754.00
G387.11-Other Equipment	Addition	1968	1968	7,014.00
G387.11-Other Equipment	Addition	1972	1972	8,155.00
G387.11-Other Equipment	Addition	1974	1974	8,859.00
G387.11-Other Equipment	Addition	1971	1971	11,461.20
G387.11-Other Equipment	Addition	1985	1985	14,640.13
G387.11-Other Equipment	Addition	1982	1982	14,750.20
G387.11-Other Equipment	Addition	1975	1975	24,141.94
G387.11-Other Equipment	Addition	2004	2004	46,862.18
G387.11-Other Equipment	Addition	2001	2001	50,390.22
G387.11-Other Equipment	Addition	2009	2009	63,753.60
G387.11-Other Equipment	Addition	2007	2007	98,490.87
G387.11-Other Equipment	Addition	1992	1992	359,351.00
G387.11-Other Equipment	Addition	2002	2002	584,733.12
G387.11-Other Equipment	Addition	2008	2008	665,227.77
G387.11-Other Equipment	Balance	2020	1984	51.05
G387.11-Other Equipment	Balance	2020	1982	14,750.20
G387.11-Other Equipment	Balance	2020	1985	14,640.13
G387.11-Other Equipment	Balance	2020	1983	5,491.88
G387.11-Other Equipment	Balance	2020	1981	4,025.70
G387.11-Other Equipment	Balance	2020	2007	98,490.87
G387.11-Other Equipment	Balance	2020	1986	2,884.56
G387.11-Other Equipment	Balance	2020	1991	2,623.40
G387.11-Other Equipment	Balance	2020	2009	63,753.60
G387.11-Other Equipment	Balance	2020	1971	1,602.20
G387.11-Other Equipment	Balance	2020	2001	50,390.22
G387.11-Other Equipment	Balance	2020	2004	46,862.18
G387.11-Other Equipment	Balance	2020	1988	1,162.93
G387.11-Other Equipment	Balance	2020	1960	513.89
G387.11-Other Equipment	Balance	2020	1966	392.41
G387.11-Other Equipment	Balance	2020	1976	352.16
G387.11-Other Equipment	Balance	2020	1980	135.17
G387.11-Other Equipment	Balance	2020	2008	665,227.77
G387.11-Other Equipment	Balance	2020	1975	20,371.94
G387.11-Other Equipment	Retirement	1997	1963	(2,259.00)
G387.11-Other Equipment	Retirement	1975	1960	(213.00)
G387.11-Other Equipment	Retirement	1960	1929	(27.00)
G387.11-Other Equipment	Retirement	1958	1923	(27.00)
G387.11-Other Equipment	Retirement	1970	1922	(63.00)
G387.11-Other Equipment	Retirement	1966	1921	(63.00)
G387.11-Other Equipment	Retirement	1953	1941	(1,436.00)
G387.11-Other Equipment	Retirement	1958	1956	(1,619.00)

GRC Depr Study Transactional Data

hist acct	tran code	activity year	vintage	amount
G387.11-Other Equipment	Retirement	1997	1947	(833.00)
G387.11-Other Equipment	Retirement	1957	1941	(142.00)
G387.11-Other Equipment	Retirement	1960	1951	(214.00)
G387.11-Other Equipment	Retirement	1982	1960	(175.00)
G387.11-Other Equipment	Retirement	1958	1946	(175.00)
G387.11-Other Equipment	Retirement	1997	1936	(2,604.00)
G387.11-Other Equipment	Retirement	1997	1964	(1,122.00)
G387.11-Other Equipment	Retirement	1957	1951	(177.00)
G387.11-Other Equipment	Retirement	1997	1959	(890.00)
G387.11-Other Equipment	Retirement	1958	1928	(1,628.00)
G387.11-Other Equipment	Retirement	1950	1934	(113.00)
G387.11-Other Equipment	Retirement	1956	1949	(202.00)
G387.11-Other Equipment	Retirement	1958	1930	(2,084.00)
G387.11-Other Equipment	Retirement	1968	1947	(202.00)
G387.11-Other Equipment	Retirement	1950	1936	(2,358.00)
G387.11-Other Equipment	Retirement	1956	1929	(1,469.00)
G387.11-Other Equipment	Retirement	1958	1945	(180.00)
G387.11-Other Equipment	Retirement	1949	1939	(180.00)
G387.11-Other Equipment	Retirement	1956	1936	(181.00)
G387.11-Other Equipment	Retirement	1981	1927	(67.00)
G387.11-Other Equipment	Retirement	1997	1962	(1,166.00)
G387.11-Other Equipment	Retirement	1958	1936	(1,169.00)
G387.11-Other Equipment	Retirement	1997	1955	(1,172.00)
G387.11-Other Equipment	Retirement	1997	1953	(1,683.00)
G387.11-Other Equipment	Retirement	1982	1955	(147.00)
G387.11-Other Equipment	Retirement	1960	1932	(1,513.00)
G387.11-Other Equipment	Retirement	1960	1938	(68.00)
G387.11-Other Equipment	Retirement	1997	1956	(1,339.00)
G387.11-Other Equipment	Retirement	1997	1965	(1,519.00)
G387.11-Other Equipment	Retirement	1956	1945	(119.00)
G387.11-Other Equipment	Retirement	1951	1945	(119.00)
G387.11-Other Equipment	Retirement	1981	1925	(119.00)
G387.11-Other Equipment	Retirement	1956	1927	(150.00)
G387.11-Other Equipment	Retirement	1960	1948	(184.00)
G387.11-Other Equipment	Retirement	1949	1940	(185.00)
G387.11-Other Equipment	Retirement	1951	1940	(1,198.00)
G387.11-Other Equipment	Retirement	1955	1945	(231.00)
G387.11-Other Equipment	Retirement	1965	1930	(16.00)
G387.11-Other Equipment	Retirement	1960	1947	(1,356.00)
G387.11-Other Equipment	Retirement	1955	1933	(32.00)
G387.11-Other Equipment	Retirement	1997	1992	(71,810.00)
G387.11-Other Equipment	Retirement	1960	1927	(701.00)

GRC Depr Study Transactional Data

hist acct	tran code	activity year	vintage	amount
G387.11-Other Equipment	Retirement	1980	1925	(239.00)
G387.11-Other Equipment	Retirement	1979	1925	(239.00)
G387.11-Other Equipment	Retirement	1975	1924	(239.00)
G387.11-Other Equipment	Retirement	1956	1931	(95.00)
G387.11-Other Equipment	Retirement	1959	1951	(391.00)
G387.11-Other Equipment	Retirement	1958	1927	(706.00)
G387.11-Other Equipment	Retirement	1952	1935	(33.00)
G387.11-Other Equipment	Retirement	1959	1946	(617.00)
G387.11-Other Equipment	Retirement	1997	1950	(619.00)
G387.11-Other Equipment	Retirement	1953	1936	(51.00)
G387.11-Other Equipment	Retirement	1986	1975	(344.00)
G387.11-Other Equipment	Retirement	1997	1958	(539.00)
G387.11-Other Equipment	Retirement	1955	1948	(245.00)
G387.11-Other Equipment	Retirement	1959	1939	(543.00)
G387.11-Other Equipment	Retirement	1951	1937	(627.00)
G387.11-Other Equipment	Retirement	1960	1921	(52.00)
G387.11-Other Equipment	Retirement	1997	1930	(720.00)
G387.11-Other Equipment	Retirement	1997	1931	(724.00)
G387.11-Other Equipment	Retirement	1975	1967	(250.00)
G387.11-Other Equipment	Retirement	1969	1921	(250.00)
G387.11-Other Equipment	Retirement	1967	1921	(250.00)
G387.11-Other Equipment	Retirement	1957	1946	(350.00)
G387.11-Other Equipment	Retirement	1953	1948	(473.00)
G387.11-Other Equipment	Retirement	1997	1966	(413.00)
G387.11-Other Equipment	Retirement	1959	1953	(414.00)
G387.11-Other Equipment	Retirement	1958	1951	(553.00)
G387.11-Other Equipment	Retirement	1997	1932	(415.00)
G387.11-Other Equipment	Retirement	1952	1947	(417.00)
G387.11-Other Equipment	Retirement	1976	1924	(417.00)
G387.11-Other Equipment	Retirement	1958	1947	(556.00)
G387.11-Other Equipment	Retirement	1957	1950	(973.00)
G387.11-Other Equipment	Retirement	1952	1941	(359.00)
G387.11-Other Equipment	Retirement	1953	1928	(486.00)
G387.11-Other Equipment	Retirement	1997	1951	(563.00)
G387.11-Other Equipment	Retirement	1960	1936	(311.00)
G387.11-Other Equipment	Retirement	1997	1974	(8,859.00)
G387.11-Other Equipment	Retirement	1954	1947	(755.00)
G387.11-Other Equipment	Retirement	1953	1947	(755.00)
G387.11-Other Equipment	Retirement	1958	1949	(265.00)
G387.11-Other Equipment	Retirement	1954	1923	(268.00)
G387.11-Other Equipment	Retirement	1957	1928	(500.00)
G387.11-Other Equipment	Retirement	1971	1968	(269.00)

GRC Depr Study Transactional Data

hist acct	tran code	activity year	vintage	amount
G387.11-Other Equipment	Retirement	1960	1930	(437.00)
G387.11-Other Equipment	Retirement	1957	1931	(324.00)
G387.11-Other Equipment	Retirement	1955	1947	(377.00)
G387.11-Other Equipment	Retirement	1975	1922	(438.00)
G387.11-Other Equipment	Retirement	1959	1949	(776.00)
G387.11-Other Equipment	Retirement	1996	1990	(108,665.00)
G387.11-Other Equipment	Retirement	1950	1938	(382.00)
G387.11-Other Equipment	Retirement	1966	1962	(233.00)
G387.11-Other Equipment	Retirement	1949	1938	(279.00)
G387.11-Other Equipment	Retirement	1957	1938	(597.00)
G387.11-Other Equipment	Retirement	1950	1940	(691.00)
G387.11-Other Equipment	Retirement	1997	1952	(692.00)
G387.11-Other Equipment	Retirement	1953	1939	(236.00)
G387.11-Other Equipment	Retirement	1960	1931	(283.00)
G387.11-Other Equipment	Retirement	1960	1946	(525.00)
G387.11-Other Equipment	Retirement	1975	1923	(607.00)
G387.11-Other Equipment	Retirement	1951	1931	(912.00)
G387.11-Other Equipment	Retirement	1997	1972	(8,155.00)
G387.11-Other Equipment	Retirement	1997	1968	(6,745.00)
G387.11-Other Equipment	Retirement	1997	1990	(116,500.00)
G387.11-Other Equipment	Retirement	1997	1967	(5,354.00)
G387.11-Other Equipment	Retirement	1997	1970	(5,389.00)
G387.11-Other Equipment	Retirement	1997	1971	(9,859.00)
G387.11-Other Equipment	Retirement	1997	1940	(219.00)
G387.11-Other Equipment	Retirement	1997	1973	(3,779.00)
G387.11-Other Equipment	Retirement	1983	1975	(3,426.00)
G387.11-Other Equipment	Retirement	1976	1973	(216.00)
G387.11-Other Equipment	Retirement	1997	1969	(3,061.00)
G387.11-Other Equipment	Retirement	1956	1952	(211.00)
G387.11-Other Equipment	Retirement	1968	1922	(157.00)
G387.11-Other Equipment	Retirement	1969	1923	(53.00)
G387.11-Other Equipment	Retirement	1954	1953	(226.00)
G387.11-Other Equipment	Retirement	1976	1937	(130.00)
G387.11-Other Equipment	Retirement	1955	1921	(104.00)
G387.11-Other Equipment	Retirement	1953	1927	(166.00)
G387.11-Other Equipment	Retirement	1952	1939	(39.00)
G387.11-Other Equipment	Retirement	1954	1936	(80.00)
G387.11-Other Equipment	Retirement	1973	1954	(81.00)
G387.11-Other Equipment	Retirement	1982	1927	(134.00)
G387.11-Other Equipment	Retirement	1959	1927	(134.00)
G387.11-Other Equipment	Retirement	1952	1943	(167.00)
G387.11-Other Equipment	Retirement	1997	1928	(812.00)

GRC Depr Study Transactional Data

hist acct	tran code	activity year	vintage	amount
G387.11-Other Equipment	Retirement	1953	1934	(24.00)
G387.11-Other Equipment	Retirement	1950	1946	(2,476.00)
G387.11-Other Equipment	Retirement	1960	1933	(1,064.00)
G387.11-Other Equipment	Retirement	1997	1927	(1,205.00)
G387.11-Other Equipment	Retirement	1976	1925	(60.00)
G387.11-Other Equipment	Retirement	1997	1942	(228.00)
G387.11-Other Equipment	Retirement	1997	1954	(1,740.00)
G387.11-Other Equipment	Retirement	1960	1940	(135.00)
G387.11-Other Equipment	Retirement	1958	1937	(169.00)
G387.11-Other Equipment	Retirement	1997	1960	(1,223.00)
G387.11-Other Equipment	Retirement	1997	1948	(1,385.00)
G387.11-Other Equipment	Retirement	1968	1952	(138.00)
G387.11-Other Equipment	Retirement	1976	1926	(138.00)
G387.11-Other Equipment	Retirement	1997	1929	(872.00)
G387.11-Other Equipment	Transfer	1992	1990	14,424.00
G387.11-Other Equipment	Transfer	2003	2002	(584,733.12)
G387.11-Other Equipment	Transfer	1993	1988	(1,318.00)
G387.11-Other Equipment	Transfer	1991	1991	(144,881.60)
G387.11-Other Equipment	Transfer	1992	1992	(287,541.00)
G387.11-Other Equipment	Transfer	1990	1990	(9,617.00)
G387.11-Other Equipment	Transfer	1992	1990	108,666.00
G387.11-Other Equipment	Transfer	1992	1990	70,275.00
G387.11-Other Equipment	Transfer	1995	1991	1,252.00
G387.11-Other Equipment	Transfer	1992	1991	42,063.00
G387.11-Other Equipment	Transfer	1992	1990	41,417.00
G387.11-Other Equipment	Transfer	1992	1991	35,071.00
G387.11-Other Equipment	Transfer	1992	1991	25,338.00
G387.11-Other Equipment	Transfer	1992	1991	22,645.00
G387.11-Other Equipment	Transfer	1992	1991	21,136.00
G387.12-Other EQ -CNG Deprec	Addition	1995	1995	5,036.21
G387.12-Other EQ -CNG Deprec	Addition	1990	1990	9,616.32
G387.12-Other EQ -CNG Deprec	Addition	2003	2003	65,367.41
G387.12-Other EQ -CNG Deprec	Addition	1991	1991	147,504.88
G387.12-Other EQ -CNG Deprec	Addition	2011	2011	182,903.66
G387.12-Other EQ -CNG Deprec	Addition	1996	1996	257,288.89
G387.12-Other EQ -CNG Deprec	Addition	2000	2000	326,239.78
G387.12-Other EQ -CNG Deprec	Addition	1992	1992	492,833.77
G387.12-Other EQ -CNG Deprec	Addition	1993	1993	517,379.20
G387.12-Other EQ -CNG Deprec	Addition	2002	2002	650,100.53
G387.12-Other EQ -CNG Deprec	Addition	1994	1994	847,269.11
G387.12-Other EQ -CNG Deprec	Addition	1997	1997	870,934.90
G387.12-Other EQ -CNG Deprec	Addition	2014	2014	1,525,680.07

GRC Depr Study Transactional Data

hist acct	tran code	activity year	vintage	amount
G387.12-Other EQ -CNG Deprec	Addition	2017	2017	4,653,083.24
G387.12-Other EQ -CNG Deprec	Balance	2020	1990	9,616.32
G387.12-Other EQ -CNG Deprec	Balance	2020	2017	4,653,083.24
G387.12-Other EQ -CNG Deprec	Balance	2020	1993	280,136.88
G387.12-Other EQ -CNG Deprec	Balance	2020	1996	257,288.89
G387.12-Other EQ -CNG Deprec	Balance	2020	1992	244,202.61
G387.12-Other EQ -CNG Deprec	Balance	2020	2011	182,903.66
G387.12-Other EQ -CNG Deprec	Balance	2020	1991	147,504.88
G387.12-Other EQ -CNG Deprec	Balance	2020	1995	5,036.21
G387.12-Other EQ -CNG Deprec	Balance	2020	2000	76,358.93
G387.12-Other EQ -CNG Deprec	Balance	2020	2014	1,525,680.07
G387.12-Other EQ -CNG Deprec	Balance	2020	1997	870,934.90
G387.12-Other EQ -CNG Deprec	Balance	2020	1994	847,269.11
G387.12-Other EQ -CNG Deprec	Balance	2020	2002	650,100.53
G387.12-Other EQ -CNG Deprec	Retirement	2002	2000	(15,840.08)
G387.12-Other EQ -CNG Deprec	Retirement	2011	2000	(234,040.77)
G387.12-Other EQ -CNG Deprec	Retirement	2000	1993	(237,242.32)
G387.12-Other EQ -CNG Deprec	Retirement	2002	1992	(248,631.16)
G387.12-Other EQ -CNG Deprec	Transfer	2013	2003	(650,100.53)
G387.12-Other EQ -CNG Deprec	Transfer	2003	2003	584,733.12
G387.13-Other EQ - CNG Bal Acct	Addition	1993	1993	209,389.42
G387.13-Other EQ - CNG Bal Acct	Addition	1997	1997	448,806.91
G387.13-Other EQ - CNG Bal Acct	Balance	2020	1997	448,806.91
G387.13-Other EQ - CNG Bal Acct	Balance	2020	1993	209,389.42
G392.20-Transprtn Eq-Trailer	Addition	1997	1997	2.10
G392.20-Transprtn Eq-Trailer	Addition	1978	1978	5,519.00
G392.20-Transprtn Eq-Trailer	Addition	1976	1976	5,794.00
G392.20-Transprtn Eq-Trailer	Addition	1970	1970	28,070.00
G392.20-Transprtn Eq-Trailer	Addition	1971	1971	80,703.40
G392.20-Transprtn Eq-Trailer	Retirement	1992	1971	(1,709.00)
G392.20-Transprtn Eq-Trailer	Retirement	2006	1971	(1,709.40)
G392.20-Transprtn Eq-Trailer	Retirement	1995	1971	(1,939.00)
G392.20-Transprtn Eq-Trailer	Retirement	1991	1971	(7,746.00)
G392.20-Transprtn Eq-Trailer	Retirement	1996	1976	(5,794.00)
G392.20-Transprtn Eq-Trailer	Retirement	2018	1997	(44,627.10)
G392.20-Transprtn Eq-Trailer	Retirement	2017	1996	(29,873.45)
G392.20-Transprtn Eq-Trailer	Retirement	1994	1971	(58,973.00)
G392.20-Transprtn Eq-Trailer	Retirement	1996	1978	(5,519.00)
G392.20-Transprtn Eq-Trailer	Retirement	1990	1971	(8,627.00)
G392.20-Transprtn Eq-Trailer	Retirement	1988	1970	(26,327.00)
G392.20-Transprtn Eq-Trailer	Retirement	1997	1970	(1,743.00)
G392.20-Transprtn Eq-Trailer	Transfer	1996	1996	(0.55)

GRC Depr Study Transactional Data

hist acct	tran code	activity year	vintage	amount
G392.20-Transprtn Eq-Trailer	Transfer	1998	1996	14,937.00
G392.20-Transprtn Eq-Trailer	Transfer	1998	1996	14,937.00
G392.20-Transprtn Eq-Trailer	Transfer	1998	1997	6,375.00
G392.20-Transprtn Eq-Trailer	Transfer	1998	1997	6,375.00
G392.20-Transprtn Eq-Trailer	Transfer	1998	1997	6,375.00
G392.20-Transprtn Eq-Trailer	Transfer	1998	1997	6,375.00
G392.20-Transprtn Eq-Trailer	Transfer	1998	1997	6,375.00
G392.20-Transprtn Eq-Trailer	Transfer	1998	1997	6,375.00
G392.20-Transprtn Eq-Trailer	Transfer	1998	1997	6,375.00
G394.10-Portable Tools	Addition	1940	1940	98.00
G394.10-Portable Tools	Addition	1931	1931	174.00
G394.10-Portable Tools	Addition	1933	1933	177.00
G394.10-Portable Tools	Addition	1944	1944	205.00
G394.10-Portable Tools	Addition	1932	1932	420.00
G394.10-Portable Tools	Addition	1945	1945	439.00
G394.10-Portable Tools	Addition	1934	1934	748.00
G394.10-Portable Tools	Addition	1943	1943	900.00
G394.10-Portable Tools	Addition	1938	1938	951.00
G394.10-Portable Tools	Addition	1937	1937	1,030.00
G394.10-Portable Tools	Addition	1955	1955	1,250.48
G394.10-Portable Tools	Addition	1939	1939	1,725.00
G394.10-Portable Tools	Addition	1936	1936	2,187.00
G394.10-Portable Tools	Addition	1935	1935	2,344.00
G394.10-Portable Tools	Addition	1967	1967	2,385.26
G394.10-Portable Tools	Addition	1950	1950	2,769.00
G394.10-Portable Tools	Addition	1976	1976	3,156.60
G394.10-Portable Tools	Addition	1952	1952	3,568.87
G394.10-Portable Tools	Addition	1954	1954	4,503.13
G394.10-Portable Tools	Addition	1953	1953	4,718.78
G394.10-Portable Tools	Addition	1962	1962	5,163.46
G394.10-Portable Tools	Addition	1941	1941	5,245.00
G394.10-Portable Tools	Addition	1964	1964	5,535.94
G394.10-Portable Tools	Addition	1963	1963	5,813.64
G394.10-Portable Tools	Addition	1949	1949	6,642.00
G394.10-Portable Tools	Addition	1965	1965	8,913.13
G394.10-Portable Tools	Addition	1946	1946	9,195.00
G394.10-Portable Tools	Addition	1957	1957	10,248.56
G394.10-Portable Tools	Addition	1961	1961	10,594.87
G394.10-Portable Tools	Addition	1958	1958	10,734.00
G394.10-Portable Tools	Addition	1966	1966	11,825.98
G394.10-Portable Tools	Addition	1948	1948	14,510.00
G394.10-Portable Tools	Addition	1951	1951	15,257.66

GRC Depr Study Transactional Data

hist acct	tran code	activity year	vintage	amount
G394.10-Portable Tools	Addition	1947	1947	16,034.00
G394.10-Portable Tools	Addition	1956	1956	17,590.00
G394.10-Portable Tools	Addition	1973	1973	18,044.41
G394.10-Portable Tools	Addition	1978	1978	19,673.24
G394.10-Portable Tools	Addition	1968	1968	21,296.09
G394.10-Portable Tools	Addition	1960	1960	26,092.40
G394.10-Portable Tools	Addition	1984	1984	27,144.66
G394.10-Portable Tools	Addition	1982	1982	31,613.97
G394.10-Portable Tools	Addition	1983	1983	32,198.94
G394.10-Portable Tools	Addition	1959	1959	34,676.32
G394.10-Portable Tools	Addition	1981	1981	35,571.68
G394.10-Portable Tools	Addition	1977	1977	40,650.53
G394.10-Portable Tools	Addition	1979	1979	40,883.49
G394.10-Portable Tools	Addition	1969	1969	47,703.89
G394.10-Portable Tools	Addition	1970	1970	51,973.03
G394.10-Portable Tools	Addition	1971	1971	62,386.38
G394.10-Portable Tools	Addition	1980	1980	71,976.33
G394.10-Portable Tools	Addition	1974	1974	81,430.83
G394.10-Portable Tools	Addition	1972	1972	82,488.95
G394.10-Portable Tools	Addition	1975	1975	88,291.97
G394.10-Portable Tools	Addition	1985	1985	124,183.11
G394.10-Portable Tools	Addition	1989	1989	131,124.77
G394.10-Portable Tools	Addition	2014	2014	135,946.17
G394.10-Portable Tools	Addition	1991	1991	143,077.94
G394.10-Portable Tools	Addition	1986	1986	153,957.85
G394.10-Portable Tools	Addition	2008	2008	161,222.45
G394.10-Portable Tools	Addition	2005	2005	169,876.82
G394.10-Portable Tools	Addition	1990	1990	187,346.02
G394.10-Portable Tools	Addition	1994	1994	192,900.45
G394.10-Portable Tools	Addition	2010	2010	193,140.34
G394.10-Portable Tools	Addition	1988	1988	196,793.14
G394.10-Portable Tools	Addition	1987	1987	270,046.43
G394.10-Portable Tools	Addition	2007	2007	277,643.26
G394.10-Portable Tools	Addition	1992	1992	281,363.48
G394.10-Portable Tools	Addition	1998	1998	284,477.59
G394.10-Portable Tools	Addition	1999	1999	288,144.18
G394.10-Portable Tools	Addition	2004	2004	324,828.80
G394.10-Portable Tools	Addition	2018	2018	328,793.88
G394.10-Portable Tools	Addition	1996	1996	336,296.89
G394.10-Portable Tools	Addition	2001	2001	339,120.15
G394.10-Portable Tools	Addition	2009	2009	348,247.03
G394.10-Portable Tools	Addition	1997	1997	348,914.13

GRC Depr Study Transactional Data

hist acct	tran code	activity year	vintage	amount
G394.10-Portable Tools	Addition	2000	2000	365,609.63
G394.10-Portable Tools	Addition	1993	1993	378,129.69
G394.10-Portable Tools	Addition	2011	2011	393,507.85
G394.10-Portable Tools	Addition	2003	2003	467,246.13
G394.10-Portable Tools	Addition	2013	2013	514,102.93
G394.10-Portable Tools	Addition	2006	2006	519,668.72
G394.10-Portable Tools	Addition	2002	2002	530,129.48
G394.10-Portable Tools	Addition	2015	2015	542,141.37
G394.10-Portable Tools	Addition	2012	2012	544,163.08
G394.10-Portable Tools	Addition	1995	1995	919,744.79
G394.10-Portable Tools	Addition	2017	2017	1,731,204.95
G394.10-Portable Tools	Addition	2016	2016	1,899,193.51
G394.10-Portable Tools	Addition	2019	2019	3,222,295.64
G394.10-Portable Tools	Addition	2020	2020	7,241,674.51
G394.10-Portable Tools	Balance	2020	2012	544,163.08
G394.10-Portable Tools	Balance	2020	2015	542,141.37
G394.10-Portable Tools	Balance	2020	2002	530,129.48
G394.10-Portable Tools	Balance	2020	2006	519,668.72
G394.10-Portable Tools	Balance	2020	2013	514,102.93
G394.10-Portable Tools	Balance	2020	2003	467,246.13
G394.10-Portable Tools	Balance	2020	2011	393,507.85
G394.10-Portable Tools	Balance	2020	2000	365,609.63
G394.10-Portable Tools	Balance	2020	2009	348,247.03
G394.10-Portable Tools	Balance	2020	2020	7,241,674.51
G394.10-Portable Tools	Balance	2020	2001	339,120.15
G394.10-Portable Tools	Balance	2020	2018	328,793.88
G394.10-Portable Tools	Balance	2020	2004	324,828.80
G394.10-Portable Tools	Balance	2020	1997	285,432.57
G394.10-Portable Tools	Balance	2020	1998	284,477.59
G394.10-Portable Tools	Balance	2020	1999	283,841.64
G394.10-Portable Tools	Balance	2020	2007	277,643.26
G394.10-Portable Tools	Balance	2020	2010	193,140.34
G394.10-Portable Tools	Balance	2020	2019	3,222,295.64
G394.10-Portable Tools	Balance	2020	2005	169,876.82
G394.10-Portable Tools	Balance	2020	2008	161,222.45
G394.10-Portable Tools	Balance	2020	2014	135,946.17
G394.10-Portable Tools	Balance	2020	2016	1,899,193.51
G394.10-Portable Tools	Balance	2020	2017	1,731,204.95
G394.10-Portable Tools	Retirement	1984	1982	(874.00)
G394.10-Portable Tools	Retirement	1997	1971	(2,267.00)
G394.10-Portable Tools	Retirement	1987	1950	(877.00)
G394.10-Portable Tools	Retirement	1991	1985	(2,549.00)

GRC Depr Study Transactional Data

hist acct	tran code	activity year	vintage	amount
G394.10-Portable Tools	Retirement	1986	1969	(2,550.00)
G394.10-Portable Tools	Retirement	1994	1986	(880.00)
G394.10-Portable Tools	Retirement	1996	1964	(880.00)
G394.10-Portable Tools	Retirement	1989	1985	(1,591.00)
G394.10-Portable Tools	Retirement	1987	1983	(1,593.00)
G394.10-Portable Tools	Retirement	1989	1974	(1,788.00)
G394.10-Portable Tools	Retirement	1992	1988	(2,026.00)
G394.10-Portable Tools	Retirement	1982	1954	(111.00)
G394.10-Portable Tools	Retirement	1975	1935	(111.00)
G394.10-Portable Tools	Retirement	1980	1975	(139.00)
G394.10-Portable Tools	Retirement	1980	1932	(140.00)
G394.10-Portable Tools	Retirement	1979	1932	(140.00)
G394.10-Portable Tools	Retirement	1976	1932	(140.00)
G394.10-Portable Tools	Retirement	2018	1995	-
G394.10-Portable Tools	Retirement	1999	1952	(815.87)
G394.10-Portable Tools	Retirement	1990	1985	(2,573.00)
G394.10-Portable Tools	Retirement	1989	1959	(1,104.00)
G394.10-Portable Tools	Retirement	1980	1931	(174.00)
G394.10-Portable Tools	Retirement	1980	1947	(817.00)
G394.10-Portable Tools	Retirement	1978	1977	(1.00)
G394.10-Portable Tools	Retirement	1994	1961	(1,258.00)
G394.10-Portable Tools	Retirement	1998	1984	(1,425.00)
G394.10-Portable Tools	Retirement	1988	1970	(1,611.00)
G394.10-Portable Tools	Retirement	1986	1972	(1,803.00)
G394.10-Portable Tools	Retirement	1987	1941	(2,042.00)
G394.10-Portable Tools	Retirement	1969	1958	(2,048.00)
G394.10-Portable Tools	Retirement	1999	1954	(885.13)
G394.10-Portable Tools	Retirement	1994	1991	(2,592.00)
G394.10-Portable Tools	Retirement	1987	1978	(1,270.00)
G394.10-Portable Tools	Retirement	1977	1956	(86.00)
G394.10-Portable Tools	Retirement	1989	1987	(1,436.00)
G394.10-Portable Tools	Retirement	1986	1970	(1,613.00)
G394.10-Portable Tools	Retirement	1978	1970	(1,613.00)
G394.10-Portable Tools	Retirement	1991	1962	(832.00)
G394.10-Portable Tools	Retirement	1991	1970	(1,820.00)
G394.10-Portable Tools	Retirement	1965	1941	(142.00)
G394.10-Portable Tools	Retirement	1961	1951	(214.00)
G394.10-Portable Tools	Retirement	1973	1946	(175.00)
G394.10-Portable Tools	Retirement	1967	1946	(175.00)
G394.10-Portable Tools	Retirement	1965	1946	(175.00)
G394.10-Portable Tools	Retirement	1987	1943	(175.00)
G394.10-Portable Tools	Retirement	1972	1943	(175.00)

GRC Depr Study Transactional Data

hist acct	tran code	activity year	vintage	amount
G394.10-Portable Tools	Retirement	1965	1959	(1,124.00)
G394.10-Portable Tools	Retirement	1988	1960	(1,127.00)
G394.10-Portable Tools	Retirement	1991	1957	(1,127.00)
G394.10-Portable Tools	Retirement	1994	1951	(1,127.00)
G394.10-Portable Tools	Retirement	1976	1933	(177.00)
G394.10-Portable Tools	Retirement	1987	1972	(19,037.00)
G394.10-Portable Tools	Retirement	1989	1969	(1,438.00)
G394.10-Portable Tools	Retirement	1997	1972	(1,626.00)
G394.10-Portable Tools	Retirement	1997	1991	(1,837.00)
G394.10-Portable Tools	Retirement	1993	1988	(893.00)
G394.10-Portable Tools	Retirement	1970	1946	(2,336.00)
G394.10-Portable Tools	Retirement	1986	1941	(64.00)
G394.10-Portable Tools	Retirement	1969	1934	(64.00)
G394.10-Portable Tools	Retirement	1996	1954	(1,130.00)
G394.10-Portable Tools	Retirement	1992	1969	(1,131.00)
G394.10-Portable Tools	Retirement	1986	1937	(65.00)
G394.10-Portable Tools	Retirement	1990	1951	(1,005.00)
G394.10-Portable Tools	Retirement	1990	1980	(1,455.00)
G394.10-Portable Tools	Retirement	1999	1962	(1,458.46)
G394.10-Portable Tools	Retirement	1971	1960	(113.00)
G394.10-Portable Tools	Retirement	1963	1960	(113.00)
G394.10-Portable Tools	Retirement	1961	1960	(113.00)
G394.10-Portable Tools	Retirement	1962	1958	(113.00)
G394.10-Portable Tools	Retirement	1997	1969	(845.00)
G394.10-Portable Tools	Retirement	1983	1973	(202.00)
G394.10-Portable Tools	Retirement	1980	1945	(202.00)
G394.10-Portable Tools	Retirement	1978	1963	(114.00)
G394.10-Portable Tools	Retirement	1965	1960	(114.00)
G394.10-Portable Tools	Retirement	1997	1986	(2,093.00)
G394.10-Portable Tools	Retirement	1965	1949	(144.00)
G394.10-Portable Tools	Retirement	1983	1937	(144.00)
G394.10-Portable Tools	Retirement	1980	1937	(144.00)
G394.10-Portable Tools	Retirement	1987	1958	(2,642.00)
G394.10-Portable Tools	Retirement	2004	1980	(48,698.33)
G394.10-Portable Tools	Retirement	1984	1971	(1,292.00)
G394.10-Portable Tools	Retirement	1987	1965	(1,463.00)
G394.10-Portable Tools	Retirement	1992	1972	(1,651.00)
G394.10-Portable Tools	Retirement	1992	1959	(1,854.00)
G394.10-Portable Tools	Retirement	1995	1989	(1,864.00)
G394.10-Portable Tools	Retirement	2007	1984	(19,227.66)
G394.10-Portable Tools	Retirement	1969	1947	(46.00)
G394.10-Portable Tools	Retirement	1999	1966	(2,667.98)

GRC Depr Study Transactional Data

hist acct	tran code	activity year	vintage	amount
G394.10-Portable Tools	Retirement	1991	1959	(1,303.00)
G394.10-Portable Tools	Retirement	1982	1951	(115.00)
G394.10-Portable Tools	Retirement	1991	1982	(1,668.00)
G394.10-Portable Tools	Retirement	1998	1948	(1,875.00)
G394.10-Portable Tools	Retirement	1965	1961	(116.00)
G394.10-Portable Tools	Retirement	1991	1960	(2,114.00)
G394.10-Portable Tools	Retirement	1992	1947	(2,384.00)
G394.10-Portable Tools	Retirement	2013	1990	(184,337.02)
G394.10-Portable Tools	Retirement	1996	1987	(2,682.00)
G394.10-Portable Tools	Retirement	1968	1954	(181.00)
G394.10-Portable Tools	Retirement	1968	1938	(181.00)
G394.10-Portable Tools	Retirement	1996	1972	(1,160.00)
G394.10-Portable Tools	Retirement	1996	1980	(1,311.00)
G394.10-Portable Tools	Retirement	1989	1984	(1,314.00)
G394.10-Portable Tools	Retirement	1992	1982	(1,888.00)
G394.10-Portable Tools	Retirement	1997	1979	(1,893.00)
G394.10-Portable Tools	Retirement	1999	1953	(2,140.78)
G394.10-Portable Tools	Retirement	2019	1995	(696,579.41)
G394.10-Portable Tools	Retirement	1996	1941	(861.00)
G394.10-Portable Tools	Retirement	1987	1954	(1,323.00)
G394.10-Portable Tools	Retirement	1992	1987	(1,690.00)
G394.10-Portable Tools	Retirement	1978	1947	(117.00)
G394.10-Portable Tools	Retirement	1976	1947	(117.00)
G394.10-Portable Tools	Retirement	1993	1989	(1,902.00)
G394.10-Portable Tools	Retirement	1996	1968	(2,417.00)
G394.10-Portable Tools	Retirement	1996	1970	(2,718.00)
G394.10-Portable Tools	Retirement	1976	1963	(183.00)
G394.10-Portable Tools	Retirement	1987	1946	(1,175.00)
G394.10-Portable Tools	Retirement	1987	1952	(1,182.00)
G394.10-Portable Tools	Retirement	1962	1948	(184.00)
G394.10-Portable Tools	Retirement	1987	1935	(1,183.00)
G394.10-Portable Tools	Retirement	2000	1986	(1,183.87)
G394.10-Portable Tools	Retirement	1999	1963	(1,697.64)
G394.10-Portable Tools	Retirement	1992	1948	(2,438.00)
G394.10-Portable Tools	Retirement	1970	1948	(1,341.00)
G394.10-Portable Tools	Retirement	1996	1963	(1,342.00)
G394.10-Portable Tools	Retirement	1975	1947	(93.00)
G394.10-Portable Tools	Retirement	1987	1963	(1,516.00)
G394.10-Portable Tools	Retirement	1994	1990	(1,517.00)
G394.10-Portable Tools	Retirement	1998	1959	(1,930.00)
G394.10-Portable Tools	Retirement	1967	1943	(150.00)
G394.10-Portable Tools	Retirement	1996	1971	(2,189.00)

GRC Depr Study Transactional Data

hist acct	tran code	activity year	vintage	amount
G394.10-Portable Tools	Retirement	1987	1982	(1,055.00)
G394.10-Portable Tools	Retirement	1982	1968	(185.00)
G394.10-Portable Tools	Retirement	1990	1971	(1,200.00)
G394.10-Portable Tools	Retirement	1988	1972	(1,528.00)
G394.10-Portable Tools	Retirement	1997	1970	(1,533.00)
G394.10-Portable Tools	Retirement	1994	1985	(1,719.00)
G394.10-Portable Tools	Retirement	1993	1985	(1,719.00)
G394.10-Portable Tools	Retirement	2000	1976	(2,200.60)
G394.10-Portable Tools	Retirement	1984	1983	(697.00)
G394.10-Portable Tools	Retirement	1974	1954	(237.00)
G394.10-Portable Tools	Retirement	1969	1945	(237.00)
G394.10-Portable Tools	Retirement	1996	1957	(285.00)
G394.10-Portable Tools	Retirement	1971	1970	(286.00)
G394.10-Portable Tools	Retirement	1973	1947	(335.00)
G394.10-Portable Tools	Retirement	1968	1959	(338.00)
G394.10-Portable Tools	Retirement	1991	1967	(391.00)
G394.10-Portable Tools	Retirement	2003	1979	(72,879.49)
G394.10-Portable Tools	Retirement	1992	1960	(393.00)
G394.10-Portable Tools	Retirement	1992	1966	(455.00)
G394.10-Portable Tools	Retirement	1989	1966	(455.00)
G394.10-Portable Tools	Retirement	1994	1966	(456.00)
G394.10-Portable Tools	Retirement	1991	1963	(456.00)
G394.10-Portable Tools	Retirement	1987	1938	(456.00)
G394.10-Portable Tools	Retirement	2016	1992	(274,786.48)
G394.10-Portable Tools	Retirement	1983	1975	(121.00)
G394.10-Portable Tools	Retirement	1970	1947	(530.00)
G394.10-Portable Tools	Retirement	1989	1951	(611.00)
G394.10-Portable Tools	Retirement	1963	1957	(613.00)
G394.10-Portable Tools	Retirement	1996	1951	(705.00)
G394.10-Portable Tools	Retirement	1982	1972	(290.00)
G394.10-Portable Tools	Retirement	1993	1972	(339.00)
G394.10-Portable Tools	Retirement	2020	1996	(284,158.28)
G394.10-Portable Tools	Retirement	1986	1971	(398.00)
G394.10-Portable Tools	Retirement	1993	1965	(399.00)
G394.10-Portable Tools	Retirement	1984	1972	(461.00)
G394.10-Portable Tools	Retirement	1967	1960	(461.00)
G394.10-Portable Tools	Retirement	1994	1980	(463.00)
G394.10-Portable Tools	Retirement	1987	1964	(531.00)
G394.10-Portable Tools	Retirement	1997	1962	(532.00)
G394.10-Portable Tools	Retirement	1992	1957	(532.00)
G394.10-Portable Tools	Retirement	1983	1946	(533.00)
G394.10-Portable Tools	Retirement	1961	1943	(50.00)

SDG&E
2024 GRC - APP
Depreciation

GRC Depr Study Transactional Data

hist acct	tran code	activity year	vintage	amount
G394.10-Portable Tools	Retirement	1986	1985	(615.00)
G394.10-Portable Tools	Retirement	1974	1946	(617.00)
G394.10-Portable Tools	Retirement	1993	1960	(709.00)
G394.10-Portable Tools	Retirement	1964	1957	(709.00)
G394.10-Portable Tools	Retirement	1977	1944	(205.00)
G394.10-Portable Tools	Retirement	1983	1936	(243.00)
G394.10-Portable Tools	Retirement	1973	1936	(243.00)
G394.10-Portable Tools	Retirement	1966	1936	(243.00)
G394.10-Portable Tools	Retirement	1961	1936	(243.00)
G394.10-Portable Tools	Retirement	1986	1956	(244.00)
G394.10-Portable Tools	Retirement	1966	1948	(292.00)
G394.10-Portable Tools	Retirement	1988	1948	(293.00)
G394.10-Portable Tools	Retirement	1980	1935	(293.00)
G394.10-Portable Tools	Retirement	1975	1958	(96.00)
G394.10-Portable Tools	Retirement	1973	1951	(400.00)
G394.10-Portable Tools	Retirement	1973	1952	(402.00)
G394.10-Portable Tools	Retirement	1990	1958	(537.00)
G394.10-Portable Tools	Retirement	1975	1956	(153.00)
G394.10-Portable Tools	Retirement	1975	1949	(539.00)
G394.10-Portable Tools	Retirement	1989	1970	(1,010.00)
G394.10-Portable Tools	Retirement	1995	1992	(716.00)
G394.10-Portable Tools	Retirement	2012	1989	(121,340.77)
G394.10-Portable Tools	Retirement	1987	1962	(1,010.00)
G394.10-Portable Tools	Retirement	1964	1948	(346.00)
G394.10-Portable Tools	Retirement	1995	1964	(347.00)
G394.10-Portable Tools	Retirement	1970	1958	(347.00)
G394.10-Portable Tools	Retirement	1988	1984	(403.00)
G394.10-Portable Tools	Retirement	1990	1965	(404.00)
G394.10-Portable Tools	Retirement	1988	1965	(404.00)
G394.10-Portable Tools	Retirement	1988	1968	(468.00)
G394.10-Portable Tools	Retirement	1983	1968	(468.00)
G394.10-Portable Tools	Retirement	1994	1968	(723.00)
G394.10-Portable Tools	Retirement	1987	1953	(249.00)
G394.10-Portable Tools	Retirement	1991	1947	(298.00)
G394.10-Portable Tools	Retirement	1990	1947	(298.00)
G394.10-Portable Tools	Retirement	1974	1947	(298.00)
G394.10-Portable Tools	Retirement	1980	1958	(348.00)
G394.10-Portable Tools	Retirement	1968	1958	(348.00)
G394.10-Portable Tools	Retirement	1980	1965	(349.00)
G394.10-Portable Tools	Retirement	1962	1939	(349.00)
G394.10-Portable Tools	Retirement	1961	1946	(350.00)
G394.10-Portable Tools	Retirement	1982	1941	(98.00)

GRC Depr Study Transactional Data

hist acct	tran code	activity year	vintage	amount
G394.10-Portable Tools	Retirement	1980	1941	(98.00)
G394.10-Portable Tools	Retirement	1977	1940	(98.00)
G394.10-Portable Tools	Retirement	1968	1957	(124.00)
G394.10-Portable Tools	Retirement	1972	1946	(472.00)
G394.10-Portable Tools	Retirement	2000	1994	(19,923.64)
G394.10-Portable Tools	Retirement	1980	1973	(125.00)
G394.10-Portable Tools	Retirement	1996	1958	(633.00)
G394.10-Portable Tools	Retirement	1991	1951	(727.00)
G394.10-Portable Tools	Retirement	1994	1950	(729.00)
G394.10-Portable Tools	Retirement	1969	1936	(729.00)
G394.10-Portable Tools	Retirement	1984	1957	(251.00)
G394.10-Portable Tools	Retirement	1998	1966	(252.00)
G394.10-Portable Tools	Retirement	1996	1962	(252.00)
G394.10-Portable Tools	Retirement	1963	1956	(253.00)
G394.10-Portable Tools	Retirement	1975	1948	(302.00)
G394.10-Portable Tools	Retirement	1977	1964	(412.00)
G394.10-Portable Tools	Retirement	1987	1985	(476.00)
G394.10-Portable Tools	Retirement	1972	1958	(550.00)
G394.10-Portable Tools	Retirement	1987	1980	(10,082.00)
G394.10-Portable Tools	Retirement	1970	1951	(640.00)
G394.10-Portable Tools	Retirement	1996	1985	(734.00)
G394.10-Portable Tools	Retirement	1972	1948	(737.00)
G394.10-Portable Tools	Retirement	1999	1951	(1,041.66)
G394.10-Portable Tools	Retirement	1997	1987	(255.00)
G394.10-Portable Tools	Retirement	1994	1959	(972.00)
G394.10-Portable Tools	Retirement	1968	1949	(303.00)
G394.10-Portable Tools	Retirement	1989	1968	(305.00)
G394.10-Portable Tools	Retirement	1996	1975	(356.00)
G394.10-Portable Tools	Retirement	1999	1972	(41,556.95)
G394.10-Portable Tools	Retirement	1989	1975	(558.00)
G394.10-Portable Tools	Retirement	1994	1972	(642.00)
G394.10-Portable Tools	Retirement	1988	1964	(645.00)
G394.10-Portable Tools	Retirement	1990	1970	(973.00)
G394.10-Portable Tools	Retirement	1999	1967	(256.26)
G394.10-Portable Tools	Retirement	1991	1948	(257.00)
G394.10-Portable Tools	Retirement	1999	1974	(53,478.83)
G394.10-Portable Tools	Retirement	1968	1956	(358.00)
G394.10-Portable Tools	Retirement	1990	1952	(358.00)
G394.10-Portable Tools	Retirement	1983	1983	(421.00)
G394.10-Portable Tools	Retirement	1970	1936	(486.00)
G394.10-Portable Tools	Retirement	2004	1981	(13,835.68)
G394.10-Portable Tools	Retirement	1997	1946	(561.00)

SDG&E
2024 GRC - APP
Depreciation

GRC Depr Study Transactional Data

hist acct	tran code	activity year	vintage	amount
G394.10-Portable Tools	Retirement	1961	1947	(974.00)
G394.10-Portable Tools	Retirement	1991	1953	(261.00)
G394.10-Portable Tools	Retirement	1961	1941	(310.00)
G394.10-Portable Tools	Retirement	1993	1977	(311.00)
G394.10-Portable Tools	Retirement	1992	1964	(363.00)
G394.10-Portable Tools	Retirement	1991	1969	(425.00)
G394.10-Portable Tools	Retirement	1988	1975	(493.00)
G394.10-Portable Tools	Retirement	2000	1996	(34,327.61)
G394.10-Portable Tools	Retirement	1988	1958	(568.00)
G394.10-Portable Tools	Retirement	1983	1958	(568.00)
G394.10-Portable Tools	Retirement	1998	1969	(570.00)
G394.10-Portable Tools	Retirement	1987	1961	(570.00)
G394.10-Portable Tools	Retirement	1999	1971	(34,556.38)
G394.10-Portable Tools	Retirement	1997	1978	(975.00)
G394.10-Portable Tools	Retirement	1986	1979	(265.00)
G394.10-Portable Tools	Retirement	1997	1963	(313.00)
G394.10-Portable Tools	Retirement	1996	1938	(314.00)
G394.10-Portable Tools	Retirement	1968	1948	(427.00)
G394.10-Portable Tools	Retirement	1995	1969	(428.00)
G394.10-Portable Tools	Retirement	1994	1957	(429.00)
G394.10-Portable Tools	Retirement	1996	1939	(574.00)
G394.10-Portable Tools	Retirement	1994	1977	(666.00)
G394.10-Portable Tools	Retirement	1994	1964	(758.00)
G394.10-Portable Tools	Retirement	1984	1956	(266.00)
G394.10-Portable Tools	Retirement	1991	1946	(266.00)
G394.10-Portable Tools	Retirement	1963	1946	(266.00)
G394.10-Portable Tools	Retirement	1972	1954	(315.00)
G394.10-Portable Tools	Retirement	1980	1951	(316.00)
G394.10-Portable Tools	Retirement	1991	1950	(316.00)
G394.10-Portable Tools	Retirement	1990	1975	(370.00)
G394.10-Portable Tools	Retirement	1972	1972	(370.00)
G394.10-Portable Tools	Retirement	1968	1960	(370.00)
G394.10-Portable Tools	Retirement	1992	1986	(976.00)
G394.10-Portable Tools	Retirement	1991	1964	(371.00)
G394.10-Portable Tools	Retirement	1973	1959	(371.00)
G394.10-Portable Tools	Retirement	1962	1953	(433.00)
G394.10-Portable Tools	Retirement	1978	1958	(498.00)
G394.10-Portable Tools	Retirement	1998	1947	(502.00)
G394.10-Portable Tools	Retirement	1966	1947	(502.00)
G394.10-Portable Tools	Retirement	1983	1953	(580.00)
G394.10-Portable Tools	Retirement	2009	1986	(132,947.98)
G394.10-Portable Tools	Retirement	1972	1971	(581.00)

SDG&E
2024 GRC - APP
Depreciation

GRC Depr Study Transactional Data

hist acct	tran code	activity year	vintage	amount
G394.10-Portable Tools	Retirement	1992	1939	(763.00)
G394.10-Portable Tools	Retirement	1992	1951	(764.00)
G394.10-Portable Tools	Retirement	1964	1959	(767.00)
G394.10-Portable Tools	Retirement	1966	1956	(271.00)
G394.10-Portable Tools	Retirement	1961	1956	(271.00)
G394.10-Portable Tools	Retirement	1993	1974	(319.00)
G394.10-Portable Tools	Retirement	1992	1974	(319.00)
G394.10-Portable Tools	Retirement	1988	1935	(320.00)
G394.10-Portable Tools	Retirement	1969	1948	(373.00)
G394.10-Portable Tools	Retirement	1987	1976	(435.00)
G394.10-Portable Tools	Retirement	1982	1935	(437.00)
G394.10-Portable Tools	Retirement	1992	1958	(582.00)
G394.10-Portable Tools	Retirement	1991	1956	(1,044.00)
G394.10-Portable Tools	Retirement	1977	1947	(586.00)
G394.10-Portable Tools	Retirement	1968	1951	(768.00)
G394.10-Portable Tools	Retirement	1990	1960	(938.00)
G394.10-Portable Tools	Retirement	1980	1952	(440.00)
G394.10-Portable Tools	Retirement	1974	1956	(442.00)
G394.10-Portable Tools	Retirement	1994	1981	(507.00)
G394.10-Portable Tools	Retirement	1987	1967	(507.00)
G394.10-Portable Tools	Retirement	1980	1974	(508.00)
G394.10-Portable Tools	Retirement	1987	1937	(508.00)
G394.10-Portable Tools	Retirement	1990	1986	(587.00)
G394.10-Portable Tools	Retirement	1972	1960	(679.00)
G394.10-Portable Tools	Retirement	1995	1990	(681.00)
G394.10-Portable Tools	Retirement	1973	1956	(682.00)
G394.10-Portable Tools	Retirement	2000	1995	(108,201.38)
G394.10-Portable Tools	Retirement	1994	1956	(776.00)
G394.10-Portable Tools	Retirement	1994	1965	(326.00)
G394.10-Portable Tools	Retirement	1993	1956	(326.00)
G394.10-Portable Tools	Retirement	2006	1983	(24,467.94)
G394.10-Portable Tools	Retirement	1988	1977	(979.00)
G394.10-Portable Tools	Retirement	1999	1969	(24,618.89)
G394.10-Portable Tools	Retirement	1994	1970	(516.00)
G394.10-Portable Tools	Retirement	1987	1984	(594.00)
G394.10-Portable Tools	Retirement	1983	1947	(689.00)
G394.10-Portable Tools	Retirement	1972	1941	(689.00)
G394.10-Portable Tools	Retirement	1998	1956	(279.00)
G394.10-Portable Tools	Retirement	1997	1941	(330.00)
G394.10-Portable Tools	Retirement	1977	1970	(383.00)
G394.10-Portable Tools	Retirement	1965	1947	(383.00)
G394.10-Portable Tools	Retirement	1961	1948	(385.00)

GRC Depr Study Transactional Data

hist acct	tran code	activity year	vintage	amount
G394.10-Portable Tools	Retirement	1984	1960	(386.00)
G394.10-Portable Tools	Retirement	1961	1957	(387.00)
G394.10-Portable Tools	Retirement	1988	1966	(448.00)
G394.10-Portable Tools	Retirement	1977	1968	(192.00)
G394.10-Portable Tools	Retirement	1999	1955	(449.48)
G394.10-Portable Tools	Retirement	1975	1963	(192.00)
G394.10-Portable Tools	Retirement	1972	1947	(518.00)
G394.10-Portable Tools	Retirement	1973	1948	(192.00)
G394.10-Portable Tools	Retirement	1969	1957	(520.00)
G394.10-Portable Tools	Retirement	1989	1982	(690.00)
G394.10-Portable Tools	Retirement	1986	1984	(692.00)
G394.10-Portable Tools	Retirement	1983	1974	(282.00)
G394.10-Portable Tools	Retirement	1977	1962	(282.00)
G394.10-Portable Tools	Retirement	1964	1949	(388.00)
G394.10-Portable Tools	Retirement	1999	1975	(56,282.97)
G394.10-Portable Tools	Retirement	1991	1981	(390.00)
G394.10-Portable Tools	Retirement	1988	1974	(390.00)
G394.10-Portable Tools	Retirement	1995	1966	(453.00)
G394.10-Portable Tools	Retirement	1987	1934	(523.00)
G394.10-Portable Tools	Retirement	1997	1957	(524.00)
G394.10-Portable Tools	Retirement	1999	1970	(20,705.03)
G394.10-Portable Tools	Retirement	1999	1973	(8,050.41)
G394.10-Portable Tools	Retirement	1997	1980	(6,528.00)
G394.10-Portable Tools	Retirement	1987	1981	(2,775.00)
G394.10-Portable Tools	Retirement	1994	1989	(2,789.00)
G394.10-Portable Tools	Retirement	1991	1984	(3,489.00)
G394.10-Portable Tools	Retirement	2014	1991	(92,117.21)
G394.10-Portable Tools	Retirement	1987	1968	(3,946.00)
G394.10-Portable Tools	Retirement	1995	1980	(14,880.00)
G394.10-Portable Tools	Retirement	1991	1974	(1,012.00)
G394.10-Portable Tools	Retirement	1996	1983	(3,119.00)
G394.10-Portable Tools	Retirement	2008	1985	(112,207.11)
G394.10-Portable Tools	Retirement	1987	1956	(5,802.00)
G394.10-Portable Tools	Retirement	1987	1957	(3,528.00)
G394.10-Portable Tools	Retirement	1991	1986	(4,012.00)
G394.10-Portable Tools	Retirement	1999	1959	(4,544.32)
G394.10-Portable Tools	Retirement	1973	1949	(194.00)
G394.10-Portable Tools	Retirement	1987	1975	(5,131.00)
G394.10-Portable Tools	Retirement	1966	1949	(194.00)
G394.10-Portable Tools	Retirement	1987	1959	(8,177.00)
G394.10-Portable Tools	Retirement	1989	1986	(5,875.00)
G394.10-Portable Tools	Retirement	1995	1981	(9,445.00)

GRC Depr Study Transactional Data

hist acct	tran code	activity year	vintage	amount
G394.10-Portable Tools	Retirement	1987	1974	(10,949.00)
G394.10-Portable Tools	Retirement	1987	1973	(5,213.00)
G394.10-Portable Tools	Retirement	1991	1971	(2,855.00)
G394.10-Portable Tools	Retirement	1989	1971	(3,202.00)
G394.10-Portable Tools	Retirement	1997	1974	(5,249.00)
G394.10-Portable Tools	Retirement	1997	1981	(6,800.00)
G394.10-Portable Tools	Retirement	1994	1971	(927.00)
G394.10-Portable Tools	Retirement	1992	1971	(927.00)
G394.10-Portable Tools	Retirement	1987	1971	(6,818.00)
G394.10-Portable Tools	Retirement	1996	1973	(3,624.00)
G394.10-Portable Tools	Retirement	1996	1959	(4,112.00)
G394.10-Portable Tools	Retirement	1991	1987	(4,645.00)
G394.10-Portable Tools	Retirement	1987	1949	(4,662.00)
G394.10-Portable Tools	Retirement	1978	1975	(916.00)
G394.10-Portable Tools	Retirement	1991	1968	(3,639.00)
G394.10-Portable Tools	Retirement	1987	1966	(4,130.00)
G394.10-Portable Tools	Retirement	1996	1956	(2,915.00)
G394.10-Portable Tools	Retirement	1988	1959	(2,923.00)
G394.10-Portable Tools	Retirement	1994	1988	(3,268.00)
G394.10-Portable Tools	Retirement	1980	1970	(3,681.00)
G394.10-Portable Tools	Retirement	1991	1972	(4,161.00)
G394.10-Portable Tools	Retirement	1997	1995	(99,164.00)
G394.10-Portable Tools	Retirement	1996	1960	(2,947.00)
G394.10-Portable Tools	Retirement	1980	1972	(3,273.00)
G394.10-Portable Tools	Retirement	2005	1982	(25,438.97)
G394.10-Portable Tools	Retirement	1991	1988	(7,372.00)
G394.10-Portable Tools	Retirement	1987	1986	(5,403.00)
G394.10-Portable Tools	Retirement	1987	1947	(5,418.00)
G394.10-Portable Tools	Retirement	2001	1977	(37,121.53)
G394.10-Portable Tools	Retirement	2002	1978	(13,327.24)
G394.10-Portable Tools	Retirement	1996	1961	(4,823.00)
G394.10-Portable Tools	Retirement	1999	1960	(4,827.40)
G394.10-Portable Tools	Retirement	1987	1960	(8,529.00)
G394.10-Portable Tools	Retirement	1999	1965	(2,976.13)
G394.10-Portable Tools	Retirement	1996	1988	(3,773.00)
G394.10-Portable Tools	Retirement	1982	1971	(219.00)
G394.10-Portable Tools	Retirement	1980	1971	(219.00)
G394.10-Portable Tools	Retirement	1970	1959	(4,860.00)
G394.10-Portable Tools	Retirement	1990	1987	(11,542.00)
G394.10-Portable Tools	Retirement	1987	1970	(13,458.00)
G394.10-Portable Tools	Retirement	1997	1992	(3,371.00)
G394.10-Portable Tools	Retirement	1987	1948	(3,795.00)

GRC Depr Study Transactional Data

hist acct	tran code	activity year	vintage	amount
G394.10-Portable Tools	Retirement	1987	1969	(8,588.00)
G394.10-Portable Tools	Retirement	1988	1981	(992.00)
G394.10-Portable Tools	Retirement	1994	1969	(5,548.00)
G394.10-Portable Tools	Retirement	1994	1987	(3,374.00)
G394.10-Portable Tools	Retirement	1999	1961	(3,827.87)
G394.10-Portable Tools	Retirement	2015	1991	(46,531.73)
G394.10-Portable Tools	Retirement	1988	1971	(4,344.00)
G394.10-Portable Tools	Retirement	2017	1993	(330,384.50)
G394.10-Portable Tools	Retirement	1997	1956	(3,422.00)
G394.10-Portable Tools	Retirement	1987	1979	(4,959.00)
G394.10-Portable Tools	Retirement	1987	1951	(6,397.00)
G394.10-Portable Tools	Retirement	1995	1979	(6,413.00)
G394.10-Portable Tools	Retirement	1997	1975	(25,997.00)
G394.10-Portable Tools	Retirement	1983	1978	(3,898.00)
G394.10-Portable Tools	Retirement	1999	1968	(6,467.09)
G394.10-Portable Tools	Retirement	1990	1974	(2,757.00)
G394.10-Portable Tools	Retirement	1989	1972	(3,454.00)
G394.10-Portable Tools	Retirement	1982	1974	(157.00)
G394.10-Portable Tools	Retirement	1976	1971	(35.00)
G394.10-Portable Tools	Retirement	2000	1997	(18,856.56)
G394.10-Portable Tools	Retirement	1975	1972	(53.00)
G394.10-Portable Tools	Retirement	1976	1970	(53.00)
G394.10-Portable Tools	Retirement	1978	1954	(99.00)
G394.10-Portable Tools	Retirement	1978	1952	(159.00)
G394.10-Portable Tools	Retirement	1983	1959	(128.00)
G394.10-Portable Tools	Retirement	1976	1934	(161.00)
G394.10-Portable Tools	Retirement	1990	1972	(949.00)
G394.10-Portable Tools	Retirement	1972	1951	(56.00)
G394.10-Portable Tools	Retirement	2000	1993	(47,745.19)
G394.10-Portable Tools	Retirement	2010	1987	(244,422.43)
G394.10-Portable Tools	Retirement	1969	1946	(823.00)
G394.10-Portable Tools	Retirement	1996	1976	(824.00)
G394.10-Portable Tools	Retirement	1968	1947	(795.00)
G394.10-Portable Tools	Retirement	1980	1946	(103.00)
G394.10-Portable Tools	Retirement	1978	1946	(103.00)
G394.10-Portable Tools	Retirement	1979	1953	(104.00)
G394.10-Portable Tools	Retirement	1975	1953	(104.00)
G394.10-Portable Tools	Retirement	1983	1948	(104.00)
G394.10-Portable Tools	Retirement	1978	1948	(104.00)
G394.10-Portable Tools	Retirement	1989	1962	(797.00)
G394.10-Portable Tools	Retirement	1980	1969	(166.00)
G394.10-Portable Tools	Retirement	1983	1952	(212.00)

GRC Depr Study Transactional Data

hist acct	tran code	activity year	vintage	amount
G394.10-Portable Tools	Retirement	1982	1943	(212.00)
G394.10-Portable Tools	Retirement	1988	1978	(805.00)
G394.10-Portable Tools	Retirement	1969	1939	(39.00)
G394.10-Portable Tools	Retirement	2017	1994	(172,976.81)
G394.10-Portable Tools	Retirement	1979	1951	(105.00)
G394.10-Portable Tools	Retirement	1982	1953	(847.00)
G394.10-Portable Tools	Retirement	1964	1950	(847.00)
G394.10-Portable Tools	Retirement	1976	1951	(133.00)
G394.10-Portable Tools	Retirement	1963	1951	(133.00)
G394.10-Portable Tools	Retirement	1963	1947	(167.00)
G394.10-Portable Tools	Retirement	1962	1947	(167.00)
G394.10-Portable Tools	Retirement	1975	1941	(168.00)
G394.10-Portable Tools	Retirement	1973	1941	(168.00)
G394.10-Portable Tools	Retirement	1968	1941	(168.00)
G394.10-Portable Tools	Retirement	1997	1990	(811.00)
G394.10-Portable Tools	Retirement	1977	1971	(222.00)
G394.10-Portable Tools	Retirement	1980	1954	(222.00)
G394.10-Portable Tools	Retirement	1974	1948	(1,065.00)
G394.10-Portable Tools	Retirement	1992	1946	(1,065.00)
G394.10-Portable Tools	Retirement	1991	1989	(1,068.00)
G394.10-Portable Tools	Retirement	1991	1983	(950.00)
G394.10-Portable Tools	Retirement	1968	1965	(1,737.00)
G394.10-Portable Tools	Retirement	1974	1941	(107.00)
G394.10-Portable Tools	Retirement	1978	1972	(135.00)
G394.10-Portable Tools	Retirement	1979	1971	(135.00)
G394.10-Portable Tools	Retirement	1972	1968	(2,486.00)
G394.10-Portable Tools	Retirement	1994	1992	(2,490.00)
G394.10-Portable Tools	Retirement	1990	1981	(827.00)
G394.10-Portable Tools	Retirement	1994	1960	(1,073.00)
G394.10-Portable Tools	Retirement	1976	1959	(169.00)
G394.10-Portable Tools	Retirement	1967	1937	(169.00)
G394.10-Portable Tools	Retirement	1999	1957	(1,219.56)
G394.10-Portable Tools	Retirement	1997	1973	(830.00)
G394.10-Portable Tools	Retirement	1990	1983	(951.00)
G394.10-Portable Tools	Retirement	1996	1966	(2,509.00)
G394.10-Portable Tools	Retirement	1987	1955	(801.00)
G394.10-Portable Tools	Retirement	2011	1988	(177,465.14)
G394.10-Portable Tools	Retirement	1999	1964	(1,228.94)
G394.10-Portable Tools	Retirement	1972	1967	(1,231.00)
G394.10-Portable Tools	Retirement	1986	1974	(1,565.00)
G394.10-Portable Tools	Retirement	1985	1974	(1,565.00)
G394.10-Portable Tools	Retirement	1987	1977	(1,572.00)

GRC Depr Study Transactional Data

hist acct	tran code	activity year	vintage	amount
G394.10-Portable Tools	Retirement	1982	1949	(109.00)
G394.10-Portable Tools	Retirement	1990	1988	(1,996.00)
G394.10-Portable Tools	Retirement	1980	1949	(109.00)
G394.10-Portable Tools	Retirement	1991	1965	(855.00)
G394.10-Portable Tools	Retirement	1977	1958	(856.00)
G394.10-Portable Tools	Retirement	1980	1943	(138.00)
G394.10-Portable Tools	Retirement	1989	1960	(1,086.00)
G394.10-Portable Tools	Retirement	1994	1974	(1,092.00)
G394.10-Portable Tools	Retirement	1996	1969	(1,396.00)
G394.10-Portable Tools	Transfer	1992	1989	(2,161.00)
G394.10-Portable Tools	Transfer	1998	1996	(14,937.00)
G394.10-Portable Tools	Transfer	1997	1996	(2,874.00)
G394.10-Portable Tools	Transfer	1998	1995	(15,800.00)
G394.10-Portable Tools	Transfer	2000	1999	(4,302.54)
G394.10-Portable Tools	Transfer	1998	1997	(6,375.00)
G394.10-Portable Tools	Transfer	1998	1997	(6,375.00)
G394.10-Portable Tools	Transfer	1998	1997	(6,375.00)
G394.10-Portable Tools	Transfer	1998	1997	(6,375.00)
G394.10-Portable Tools	Transfer	1998	1997	(6,375.00)
G394.10-Portable Tools	Transfer	1998	1997	(6,375.00)
G394.10-Portable Tools	Transfer	1998	1997	(6,375.00)
G394.10-Portable Tools	Transfer	1984	1980	11,441.00
G394.10-Portable Tools	Transfer	1991	1979	45,270.00
G394.10-Portable Tools	Transfer	1991	1976	303.00
G394.10-Portable Tools	Transfer	1991	1978	301.00
G394.10-Portable Tools	Transfer	1991	1978	301.00
G394.10-Portable Tools	Transfer	1991	1975	296.00
G394.10-Portable Tools	Transfer	1991	1975	296.00
G394.10-Portable Tools	Transfer	1991	1975	296.00
G394.10-Portable Tools	Transfer	1991	1975	296.00
G394.10-Portable Tools	Transfer	1991	1975	296.00
G394.10-Portable Tools	Transfer	1991	1975	296.00
G394.10-Portable Tools	Transfer	1991	1975	296.00
G394.10-Portable Tools	Transfer	1991	1975	296.00
G394.10-Portable Tools	Transfer	1991	1975	296.00
G394.10-Portable Tools	Transfer	1991	1975	296.00
G394.10-Portable Tools	Transfer	1991	1979	256.00
G394.20-Shop Equipment	Addition	1943	1943	54.00
G394.20-Shop Equipment	Addition	1932	1932	61.00
G394.20-Shop Equipment	Addition	1927	1927	82.00
G394.20-Shop Equipment	Addition	1929	1929	91.00
G394.20-Shop Equipment	Addition	1975	1975	93.00
G394.20-Shop Equipment	Addition	1945	1945	114.00
G394.20-Shop Equipment	Addition	1937	1937	116.00
G394.20-Shop Equipment	Addition	1965	1965	123.00

GRC Depr Study Transactional Data

hist acct	tran code	activity year	vintage	amount
G394.20-Shop Equipment	Addition	1939	1939	137.00
G394.20-Shop Equipment	Addition	1940	1940	216.00
G394.20-Shop Equipment	Addition	1923	1923	217.00
G394.20-Shop Equipment	Addition	1977	1977	308.00
G394.20-Shop Equipment	Addition	1973	1973	351.00
G394.20-Shop Equipment	Addition	1922	1922	404.00
G394.20-Shop Equipment	Addition	1952	1952	498.00
G394.20-Shop Equipment	Addition	1930	1930	542.00
G394.20-Shop Equipment	Addition	1935	1935	569.00
G394.20-Shop Equipment	Addition	1938	1938	578.00
G394.20-Shop Equipment	Addition	1933	1933	594.00
G394.20-Shop Equipment	Addition	1955	1955	659.00
G394.20-Shop Equipment	Addition	1988	1988	725.00
G394.20-Shop Equipment	Addition	1951	1951	733.00
G394.20-Shop Equipment	Addition	1954	1954	762.00
G394.20-Shop Equipment	Addition	1946	1946	903.00
G394.20-Shop Equipment	Addition	1928	1928	1,041.00
G394.20-Shop Equipment	Addition	1974	1974	1,054.00
G394.20-Shop Equipment	Addition	1996	1996	1,062.67
G394.20-Shop Equipment	Addition	1962	1962	1,213.00
G394.20-Shop Equipment	Addition	1949	1949	1,261.00
G394.20-Shop Equipment	Addition	1931	1931	1,274.00
G394.20-Shop Equipment	Addition	1948	1948	1,288.00
G394.20-Shop Equipment	Addition	1971	1971	1,692.00
G394.20-Shop Equipment	Addition	1953	1953	1,784.00
G394.20-Shop Equipment	Addition	1959	1959	1,803.00
G394.20-Shop Equipment	Addition	1961	1961	1,891.00
G394.20-Shop Equipment	Addition	1936	1936	2,152.00
G394.20-Shop Equipment	Addition	1968	1968	2,159.00
G394.20-Shop Equipment	Addition	1966	1966	2,376.00
G394.20-Shop Equipment	Addition	1963	1963	2,458.00
G394.20-Shop Equipment	Addition	1978	1978	2,470.59
G394.20-Shop Equipment	Addition	1958	1958	2,717.00
G394.20-Shop Equipment	Addition	1991	1991	2,774.93
G394.20-Shop Equipment	Addition	1969	1969	3,091.00
G394.20-Shop Equipment	Addition	1984	1984	3,140.00
G394.20-Shop Equipment	Addition	1981	1981	3,186.00
G394.20-Shop Equipment	Addition	1960	1960	3,321.00
G394.20-Shop Equipment	Addition	1980	1980	3,454.19
G394.20-Shop Equipment	Addition	1970	1970	4,181.00
G394.20-Shop Equipment	Addition	1982	1982	4,726.36
G394.20-Shop Equipment	Addition	1985	1985	5,043.52

SDG&E
2024 GRC - APP
Depreciation

GRC Depr Study Transactional Data

hist acct	tran code	activity year	vintage	amount
G394.20-Shop Equipment	Addition	1997	1997	6,614.97
G394.20-Shop Equipment	Addition	1989	1989	7,316.67
G394.20-Shop Equipment	Addition	1986	1986	9,909.35
G394.20-Shop Equipment	Addition	1979	1979	11,322.00
G394.20-Shop Equipment	Addition	2018	2018	18,463.59
G394.20-Shop Equipment	Addition	1998	1998	21,052.23
G394.20-Shop Equipment	Addition	2000	2000	24,308.25
G394.20-Shop Equipment	Addition	1987	1987	26,829.00
G394.20-Shop Equipment	Addition	1993	1993	29,922.94
G394.20-Shop Equipment	Addition	1967	1967	70,597.37
G394.20-Shop Equipment	Balance	2020	2018	18,463.59
G394.20-Shop Equipment	Balance	2020	1997	6,614.97
G394.20-Shop Equipment	Balance	2020	2000	24,308.25
G394.20-Shop Equipment	Balance	2020	1998	21,052.23
G394.20-Shop Equipment	Retirement	1997	1948	(1,096.00)
G394.20-Shop Equipment	Retirement	1997	1986	(2,033.00)
G394.20-Shop Equipment	Retirement	1987	1949	(174.00)
G394.20-Shop Equipment	Retirement	1997	1988	(2,043.00)
G394.20-Shop Equipment	Retirement	1987	1961	(1,268.00)
G394.20-Shop Equipment	Retirement	1997	1970	(2,061.00)
G394.20-Shop Equipment	Retirement	1996	1931	(1,274.00)
G394.20-Shop Equipment	Retirement	1987	1945	(114.00)
G394.20-Shop Equipment	Retirement	2000	1985	(2,640.52)
G394.20-Shop Equipment	Retirement	1997	1960	(1,141.00)
G394.20-Shop Equipment	Retirement	1987	1959	(1,472.00)
G394.20-Shop Equipment	Retirement	1997	1966	(2,376.00)
G394.20-Shop Equipment	Retirement	2000	1980	(2,378.64)
G394.20-Shop Equipment	Retirement	1987	1937	(116.00)
G394.20-Shop Equipment	Retirement	1987	1970	(2,120.00)
G394.20-Shop Equipment	Retirement	1987	1938	(145.00)
G394.20-Shop Equipment	Retirement	1997	1985	(1,892.00)
G394.20-Shop Equipment	Retirement	1987	1929	(91.00)
G394.20-Shop Equipment	Retirement	1987	1958	(2,717.00)
G394.20-Shop Equipment	Retirement	1997	1971	(1,178.00)
G394.20-Shop Equipment	Retirement	1997	1974	(1,054.00)
G394.20-Shop Equipment	Retirement	1997	1969	(1,343.00)
G394.20-Shop Equipment	Retirement	1987	1975	(93.00)
G394.20-Shop Equipment	Retirement	1987	1960	(2,180.00)
G394.20-Shop Equipment	Retirement	1987	1963	(2,458.00)
G394.20-Shop Equipment	Retirement	1996	1936	(1,531.00)
G394.20-Shop Equipment	Retirement	1997	1953	(1,539.00)
G394.20-Shop Equipment	Retirement	1987	1933	(287.00)

GRC Depr Study Transactional Data

hist acct	tran code	activity year	vintage	amount
G394.20-Shop Equipment	Retirement	2000	1982	(1,008.36)
G394.20-Shop Equipment	Retirement	1987	1930	(243.00)
G394.20-Shop Equipment	Retirement	1987	1965	(123.00)
G394.20-Shop Equipment	Retirement	1987	1936	(621.00)
G394.20-Shop Equipment	Retirement	1997	1961	(623.00)
G394.20-Shop Equipment	Retirement	1987	1953	(245.00)
G394.20-Shop Equipment	Retirement	1996	1951	(294.00)
G394.20-Shop Equipment	Retirement	1996	1922	(404.00)
G394.20-Shop Equipment	Retirement	1996	1930	(299.00)
G394.20-Shop Equipment	Retirement	1997	1973	(351.00)
G394.20-Shop Equipment	Retirement	2009	1986	(416.35)
G394.20-Shop Equipment	Retirement	1997	1987	(16,358.00)
G394.20-Shop Equipment	Retirement	1999	1967	(305.37)
G394.20-Shop Equipment	Retirement	1996	1933	(307.00)
G394.20-Shop Equipment	Retirement	1997	1977	(308.00)
G394.20-Shop Equipment	Retirement	1987	1954	(485.00)
G394.20-Shop Equipment	Retirement	2017	1993	(23,825.94)
G394.20-Shop Equipment	Retirement	2004	1980	(566.55)
G394.20-Shop Equipment	Retirement	1996	1935	(569.00)
G394.20-Shop Equipment	Retirement	1997	1955	(659.00)
G394.20-Shop Equipment	Retirement	1991	1938	(433.00)
G394.20-Shop Equipment	Retirement	1997	1952	(498.00)
G394.20-Shop Equipment	Retirement	1996	1928	(270.00)
G394.20-Shop Equipment	Retirement	1998	1987	(10,471.00)
G394.20-Shop Equipment	Retirement	1987	1928	(771.00)
G394.20-Shop Equipment	Retirement	1987	1951	(439.00)
G394.20-Shop Equipment	Retirement	1997	1980	(509.00)
G394.20-Shop Equipment	Retirement	1995	1985	(511.00)
G394.20-Shop Equipment	Retirement	1997	1954	(277.00)
G394.20-Shop Equipment	Retirement	1987	1971	(514.00)
G394.20-Shop Equipment	Retirement	1987	1948	(192.00)
G394.20-Shop Equipment	Retirement	1997	1959	(331.00)
G394.20-Shop Equipment	Retirement	2000	1991	(2,774.93)
G394.20-Shop Equipment	Retirement	1987	1967	(10,807.00)
G394.20-Shop Equipment	Retirement	1987	1979	(4,511.00)
G394.20-Shop Equipment	Retirement	2000	1986	(4,534.00)
G394.20-Shop Equipment	Retirement	1997	1984	(3,140.00)
G394.20-Shop Equipment	Retirement	1998	1981	(3,186.00)
G394.20-Shop Equipment	Retirement	1997	1979	(6,811.00)
G394.20-Shop Equipment	Retirement	1988	1986	(2,926.00)
G394.20-Shop Equipment	Retirement	1997	1967	(59,485.00)
G394.20-Shop Equipment	Retirement	1998	1993	(6,097.00)

GRC Depr Study Transactional Data

hist acct	tran code	activity year	vintage	amount
G394.20-Shop Equipment	Retirement	1997	1982	(3,718.00)
G394.20-Shop Equipment	Retirement	2012	1989	(7,316.67)
G394.20-Shop Equipment	Retirement	1987	1940	(216.00)
G394.20-Shop Equipment	Retirement	1987	1923	(217.00)
G394.20-Shop Equipment	Retirement	1987	1943	(54.00)
G394.20-Shop Equipment	Retirement	1997	1946	(794.00)
G394.20-Shop Equipment	Retirement	2000	1978	(2,470.59)
G394.20-Shop Equipment	Retirement	2020	1996	(1,062.67)
G394.20-Shop Equipment	Retirement	1987	1962	(1,213.00)
G394.20-Shop Equipment	Retirement	1987	1927	(82.00)
G394.20-Shop Equipment	Retirement	1987	1968	(788.00)
G394.20-Shop Equipment	Retirement	1997	1968	(1,371.00)
G394.20-Shop Equipment	Retirement	1987	1969	(1,748.00)
G394.20-Shop Equipment	Retirement	1987	1932	(61.00)
G394.20-Shop Equipment	Retirement	1987	1946	(109.00)
G394.20-Shop Equipment	Retirement	1987	1939	(137.00)
G394.20-Shop Equipment	Retirement	1997	1949	(1,087.00)
G394.20-Shop Equipment	Transfer	1993	1988	1,318.00
G395.00-Laboratory Equipment	Addition	1984	1984	42.00
G395.00-Laboratory Equipment	Addition	1936	1936	69.00
G395.00-Laboratory Equipment	Addition	1953	1953	193.00
G395.00-Laboratory Equipment	Addition	1939	1939	198.00
G395.00-Laboratory Equipment	Addition	1954	1954	201.00
G395.00-Laboratory Equipment	Addition	1956	1956	339.00
G395.00-Laboratory Equipment	Addition	1965	1965	626.74
G395.00-Laboratory Equipment	Addition	1959	1959	672.00
G395.00-Laboratory Equipment	Addition	1921	1921	811.00
G395.00-Laboratory Equipment	Addition	1957	1957	822.51
G395.00-Laboratory Equipment	Addition	1977	1977	1,223.82
G395.00-Laboratory Equipment	Addition	1949	1949	1,299.00
G395.00-Laboratory Equipment	Addition	1966	1966	1,450.00
G395.00-Laboratory Equipment	Addition	1929	1929	1,762.00
G395.00-Laboratory Equipment	Addition	1961	1961	1,778.00
G395.00-Laboratory Equipment	Addition	1930	1930	1,844.00
G395.00-Laboratory Equipment	Addition	1958	1958	2,205.00
G395.00-Laboratory Equipment	Addition	1995	1995	2,711.51
G395.00-Laboratory Equipment	Addition	1946	1946	3,028.00
G395.00-Laboratory Equipment	Addition	1979	1979	3,965.46
G395.00-Laboratory Equipment	Addition	1969	1969	4,001.19
G395.00-Laboratory Equipment	Addition	1976	1976	4,224.76
G395.00-Laboratory Equipment	Addition	1970	1970	5,227.32
G395.00-Laboratory Equipment	Addition	1975	1975	6,157.71

GRC Depr Study Transactional Data

hist acct	tran code	activity year	vintage	amount
G395.00-Laboratory Equipment	Addition	1972	1972	6,836.00
G395.00-Laboratory Equipment	Addition	1983	1983	8,816.82
G395.00-Laboratory Equipment	Addition	1980	1980	9,983.00
G395.00-Laboratory Equipment	Addition	1982	1982	11,331.00
G395.00-Laboratory Equipment	Addition	1973	1973	16,522.68
G395.00-Laboratory Equipment	Addition	1998	1998	17,698.81
G395.00-Laboratory Equipment	Addition	1986	1986	22,901.99
G395.00-Laboratory Equipment	Addition	1971	1971	26,037.60
G395.00-Laboratory Equipment	Addition	1992	1992	27,034.98
G395.00-Laboratory Equipment	Addition	1994	1994	29,063.78
G395.00-Laboratory Equipment	Addition	1990	1990	39,671.00
G395.00-Laboratory Equipment	Addition	1991	1991	68,980.18
G395.00-Laboratory Equipment	Addition	1993	1993	96,937.47
G395.00-Laboratory Equipment	Addition	1967	1967	103,947.20
G395.00-Laboratory Equipment	Addition	1989	1989	136,274.68
G395.00-Laboratory Equipment	Addition	1988	1988	171,464.51
G395.00-Laboratory Equipment	Addition	1997	1997	292,832.85
G395.00-Laboratory Equipment	Retirement	1987	1954	(201.00)
G395.00-Laboratory Equipment	Retirement	1997	1961	(1,778.00)
G395.00-Laboratory Equipment	Retirement	1987	1984	(42.00)
G395.00-Laboratory Equipment	Retirement	2017	1997	(265,394.85)
G395.00-Laboratory Equipment	Retirement	1997	1966	(1,450.00)
G395.00-Laboratory Equipment	Retirement	1996	1930	(1,636.00)
G395.00-Laboratory Equipment	Retirement	1987	1973	(1,296.00)
G395.00-Laboratory Equipment	Retirement	1997	1949	(1,299.00)
G395.00-Laboratory Equipment	Retirement	1992	1975	(1,300.00)
G395.00-Laboratory Equipment	Retirement	1987	1959	(203.00)
G395.00-Laboratory Equipment	Retirement	1998	1973	(792.00)
G395.00-Laboratory Equipment	Retirement	1997	1990	(39,671.00)
G395.00-Laboratory Equipment	Retirement	2000	1975	(2,139.71)
G395.00-Laboratory Equipment	Retirement	2000	1995	(2,711.51)
G395.00-Laboratory Equipment	Retirement	1998	1975	(2,718.00)
G395.00-Laboratory Equipment	Retirement	1987	1986	(1,337.00)
G395.00-Laboratory Equipment	Retirement	2007	1993	(32,655.28)
G395.00-Laboratory Equipment	Retirement	1987	1936	(69.00)
G395.00-Laboratory Equipment	Retirement	1987	1972	(1,538.00)
G395.00-Laboratory Equipment	Retirement	1997	1958	(2,205.00)
G395.00-Laboratory Equipment	Retirement	1997	1997	(27,438.00)
G395.00-Laboratory Equipment	Retirement	2000	1993	(32,967.19)
G395.00-Laboratory Equipment	Retirement	1999	1957	(611.51)
G395.00-Laboratory Equipment	Retirement	1995	1956	(339.00)
G395.00-Laboratory Equipment	Retirement	1998	1969	(462.00)

GRC Depr Study Transactional Data

hist acct	tran code	activity year	vintage	amount
G395.00-Laboratory Equipment	Retirement	2002	1977	(710.38)
G395.00-Laboratory Equipment	Retirement	1988	1959	(469.00)
G395.00-Laboratory Equipment	Retirement	1999	1967	(635.20)
G395.00-Laboratory Equipment	Retirement	1997	1967	(103,312.00)
G395.00-Laboratory Equipment	Retirement	2004	1989	(105,201.43)
G395.00-Laboratory Equipment	Retirement	1997	1969	(741.00)
G395.00-Laboratory Equipment	Retirement	1997	1965	(313.00)
G395.00-Laboratory Equipment	Retirement	1999	1965	(313.74)
G395.00-Laboratory Equipment	Retirement	1999	1992	(759.10)
G395.00-Laboratory Equipment	Retirement	1997	1993	(28,665.00)
G395.00-Laboratory Equipment	Retirement	1998	1971	(768.00)
G395.00-Laboratory Equipment	Retirement	1999	1973	(14,434.68)
G395.00-Laboratory Equipment	Retirement	1997	1988	(89,053.00)
G395.00-Laboratory Equipment	Retirement	1987	1969	(592.00)
G395.00-Laboratory Equipment	Retirement	2000	1977	(513.44)
G395.00-Laboratory Equipment	Retirement	2008	1994	(29,063.78)
G395.00-Laboratory Equipment	Retirement	1998	1972	(608.00)
G395.00-Laboratory Equipment	Retirement	1997	1983	(4,466.00)
G395.00-Laboratory Equipment	Retirement	1987	1953	(193.00)
G395.00-Laboratory Equipment	Retirement	2017	1998	(17,698.81)
G395.00-Laboratory Equipment	Retirement	2000	1979	(3,965.46)
G395.00-Laboratory Equipment	Retirement	1999	1970	(5,125.32)
G395.00-Laboratory Equipment	Retirement	2005	1991	(57,613.18)
G395.00-Laboratory Equipment	Retirement	1997	1971	(15,366.00)
G395.00-Laboratory Equipment	Retirement	2004	1986	(13,083.86)
G395.00-Laboratory Equipment	Retirement	1997	1972	(4,690.00)
G395.00-Laboratory Equipment	Retirement	1999	1971	(9,677.60)
G395.00-Laboratory Equipment	Retirement	2000	1989	(11,272.25)
G395.00-Laboratory Equipment	Retirement	1997	1982	(11,331.00)
G395.00-Laboratory Equipment	Retirement	2000	1986	(8,481.13)
G395.00-Laboratory Equipment	Retirement	1996	1991	(11,367.00)
G395.00-Laboratory Equipment	Retirement	2000	1976	(4,224.76)
G395.00-Laboratory Equipment	Retirement	2004	1988	(84,890.51)
G395.00-Laboratory Equipment	Retirement	1997	1989	(11,505.00)
G395.00-Laboratory Equipment	Retirement	1996	1992	(7,480.00)
G395.00-Laboratory Equipment	Retirement	1987	1930	(208.00)
G395.00-Laboratory Equipment	Retirement	1997	1980	(9,983.00)
G395.00-Laboratory Equipment	Retirement	1997	1946	(3,028.00)
G395.00-Laboratory Equipment	Retirement	2004	1983	(4,350.82)
G395.00-Laboratory Equipment	Retirement	1987	1939	(198.00)
G395.00-Laboratory Equipment	Retirement	1987	1957	(211.00)
G395.00-Laboratory Equipment	Retirement	2006	1992	(18,795.88)

GRC Depr Study Transactional Data

hist acct	tran code	activity year	vintage	amount
G395.00-Laboratory Equipment	Retirement	1987	1970	(102.00)
G395.00-Laboratory Equipment	Retirement	1987	1971	(226.00)
G395.00-Laboratory Equipment	Retirement	1996	1921	(811.00)
G395.00-Laboratory Equipment	Retirement	1999	1969	(2,206.19)
G395.00-Laboratory Equipment	Retirement	1996	1929	(1,762.00)
G395.00-Laboratory Equipment	Transfer	1994	1993	(2,650.00)
G395.00-Laboratory Equipment	Transfer	1994	1989	(8,296.00)
G395.00-Laboratory Equipment	Transfer	1989	1988	2,479.00
G396.00-Power Operated Eq.	Addition	1999	1999	16,162.40
G396.00-Power Operated Eq.	Addition	1987	1987	84,655.04
G396.00-Power Operated Eq.	Addition	1994	1994	146,122.00
G396.00-Power Operated Eq.	Retirement	2015	1994	(146,122.00)
G396.00-Power Operated Eq.	Retirement	2019	1999	(16,162.40)
G396.00-Power Operated Eq.	Retirement	2007	1987	(84,655.04)
G397.00-Communication Equip.	Addition	1939	1939	38.00
G397.00-Communication Equip.	Addition	1949	1949	75.92
G397.00-Communication Equip.	Addition	1951	1951	136.56
G397.00-Communication Equip.	Addition	1937	1937	138.74
G397.00-Communication Equip.	Addition	1948	1948	254.00
G397.00-Communication Equip.	Addition	1938	1938	258.00
G397.00-Communication Equip.	Addition	1944	1944	341.00
G397.00-Communication Equip.	Addition	1941	1941	402.45
G397.00-Communication Equip.	Addition	1964	1964	411.00
G397.00-Communication Equip.	Addition	1974	1974	479.00
G397.00-Communication Equip.	Addition	1943	1943	515.00
G397.00-Communication Equip.	Addition	1942	1942	559.00
G397.00-Communication Equip.	Addition	1958	1958	678.00
G397.00-Communication Equip.	Addition	1967	1967	753.00
G397.00-Communication Equip.	Addition	1945	1945	1,219.19
G397.00-Communication Equip.	Addition	1961	1961	1,282.96
G397.00-Communication Equip.	Addition	1950	1950	1,428.72
G397.00-Communication Equip.	Addition	1955	1955	1,538.58
G397.00-Communication Equip.	Addition	1956	1956	1,613.30
G397.00-Communication Equip.	Addition	1976	1976	1,786.63
G397.00-Communication Equip.	Addition	1970	1970	2,098.71
G397.00-Communication Equip.	Addition	1953	1953	5,819.04
G397.00-Communication Equip.	Addition	1960	1960	5,957.24
G397.00-Communication Equip.	Addition	1969	1969	6,758.00
G397.00-Communication Equip.	Addition	1981	1981	6,779.12
G397.00-Communication Equip.	Addition	1966	1966	9,204.30
G397.00-Communication Equip.	Addition	2007	2007	9,466.95
G397.00-Communication Equip.	Addition	2008	2008	15,313.70

GRC Depr Study Transactional Data

hist acct	tran code	activity year	vintage	amount
G397.00-Communication Equip.	Addition	1972	1972	17,941.03
G397.00-Communication Equip.	Addition	1968	1968	22,228.62
G397.00-Communication Equip.	Addition	1992	1992	32,309.39
G397.00-Communication Equip.	Addition	1965	1965	45,512.94
G397.00-Communication Equip.	Addition	1983	1983	52,628.10
G397.00-Communication Equip.	Addition	1982	1982	54,174.22
G397.00-Communication Equip.	Addition	1996	1996	57,893.45
G397.00-Communication Equip.	Addition	1973	1973	59,236.03
G397.00-Communication Equip.	Addition	1987	1987	60,135.63
G397.00-Communication Equip.	Addition	1990	1990	62,658.17
G397.00-Communication Equip.	Addition	1989	1989	69,558.39
G397.00-Communication Equip.	Addition	1986	1986	70,826.16
G397.00-Communication Equip.	Addition	1984	1984	103,470.61
G397.00-Communication Equip.	Addition	2003	2003	109,730.17
G397.00-Communication Equip.	Addition	1988	1988	116,126.86
G397.00-Communication Equip.	Addition	2005	2005	120,544.78
G397.00-Communication Equip.	Addition	2012	2012	181,000.00
G397.00-Communication Equip.	Addition	1999	1999	191,851.59
G397.00-Communication Equip.	Addition	1995	1995	217,410.50
G397.00-Communication Equip.	Addition	2014	2014	248,248.09
G397.00-Communication Equip.	Addition	1985	1985	268,132.30
G397.00-Communication Equip.	Addition	2018	2018	310,786.63
G397.00-Communication Equip.	Addition	1997	1997	329,060.48
G397.00-Communication Equip.	Addition	1994	1994	363,119.76
G397.00-Communication Equip.	Addition	1998	1998	387,733.28
G397.00-Communication Equip.	Addition	1991	1991	488,969.55
G397.00-Communication Equip.	Addition	1993	1993	490,164.20
G397.00-Communication Equip.	Addition	2001	2001	530,146.53
G397.00-Communication Equip.	Addition	2013	2013	1,495,921.49
G397.00-Communication Equip.	Balance	2020	2008	11,137.24
G397.00-Communication Equip.	Balance	2020	2018	310,786.63
G397.00-Communication Equip.	Balance	2020	2007	9,466.95
G397.00-Communication Equip.	Balance	2020	2014	248,248.09
G397.00-Communication Equip.	Balance	2020	2012	181,000.00
G397.00-Communication Equip.	Balance	2020	2013	1,495,921.49
G397.00-Communication Equip.	Retirement	1996	1984	(1,594.00)
G397.00-Communication Equip.	Retirement	1999	1937	(138.74)
G397.00-Communication Equip.	Retirement	2017	2001	(530,146.53)
G397.00-Communication Equip.	Retirement	1999	1950	(1,428.72)
G397.00-Communication Equip.	Retirement	1998	1969	(2,063.00)
G397.00-Communication Equip.	Retirement	1999	1961	(1,282.96)
G397.00-Communication Equip.	Retirement	1997	1956	(1,456.00)

GRC Depr Study Transactional Data

hist acct	tran code	activity year	vintage	amount
G397.00-Communication Equip.	Retirement	1999	1945	(895.19)
G397.00-Communication Equip.	Retirement	1985	1973	(1,465.00)
G397.00-Communication Equip.	Retirement	1999	1966	(2,659.30)
G397.00-Communication Equip.	Retirement	2005	1990	(39,224.17)
G397.00-Communication Equip.	Retirement	1999	1968	(1,897.62)
G397.00-Communication Equip.	Retirement	1996	1969	(182.00)
G397.00-Communication Equip.	Retirement	1996	1970	(1,712.00)
G397.00-Communication Equip.	Retirement	1996	1986	(50,266.00)
G397.00-Communication Equip.	Retirement	1998	1966	(2,186.00)
G397.00-Communication Equip.	Retirement	1996	1985	(2,461.00)
G397.00-Communication Equip.	Retirement	1996	1955	(1,056.00)
G397.00-Communication Equip.	Retirement	1991	1965	(23,086.00)
G397.00-Communication Equip.	Retirement	2015	1999	(191,851.59)
G397.00-Communication Equip.	Retirement	1995	1989	(2,200.00)
G397.00-Communication Equip.	Retirement	1999	1973	(93.03)
G397.00-Communication Equip.	Retirement	1995	1991	(40,330.00)
G397.00-Communication Equip.	Retirement	1984	1944	(341.00)
G397.00-Communication Equip.	Retirement	1998	1965	(19,680.00)
G397.00-Communication Equip.	Retirement	1999	1941	(402.45)
G397.00-Communication Equip.	Retirement	2004	1989	(67,358.39)
G397.00-Communication Equip.	Retirement	1996	1987	(148,530.00)
G397.00-Communication Equip.	Retirement	1996	1966	(406.00)
G397.00-Communication Equip.	Retirement	1992	1968	(409.00)
G397.00-Communication Equip.	Retirement	2001	1984	(101,876.61)
G397.00-Communication Equip.	Retirement	1998	1964	(411.00)
G397.00-Communication Equip.	Retirement	1998	1974	(479.00)
G397.00-Communication Equip.	Retirement	1991	1966	(641.00)
G397.00-Communication Equip.	Retirement	2006	1991	(296,253.93)
G397.00-Communication Equip.	Retirement	1984	1948	(254.00)
G397.00-Communication Equip.	Retirement	1999	1955	(482.58)
G397.00-Communication Equip.	Retirement	1997	1942	(559.00)
G397.00-Communication Equip.	Retirement	1985	1938	(258.00)
G397.00-Communication Equip.	Retirement	1997	1958	(358.00)
G397.00-Communication Equip.	Retirement	2004	1987	(129,867.63)
G397.00-Communication Equip.	Retirement	1991	1967	(753.00)
G397.00-Communication Equip.	Retirement	1999	1982	(53,752.22)
G397.00-Communication Equip.	Retirement	1999	1976	(14,334.63)
G397.00-Communication Equip.	Retirement	1996	1958	(320.00)
G397.00-Communication Equip.	Retirement	1996	1990	(34,701.00)
G397.00-Communication Equip.	Retirement	1999	1972	(14,439.03)
G397.00-Communication Equip.	Retirement	1984	1945	(324.00)
G397.00-Communication Equip.	Retirement	2003	1986	(20,560.16)

GRC Depr Study Transactional Data

hist acct	tran code	activity year	vintage	amount
G397.00-Communication Equip.	Retirement	2018	2003	(109,730.17)
G397.00-Communication Equip.	Retirement	1997	1943	(515.00)
G397.00-Communication Equip.	Retirement	1999	1970	(386.71)
G397.00-Communication Equip.	Retirement	1985	1968	(4,487.00)
G397.00-Communication Equip.	Retirement	1997	1983	(14,870.00)
G397.00-Communication Equip.	Retirement	1997	1972	(3,502.00)
G397.00-Communication Equip.	Retirement	1997	1969	(4,513.00)
G397.00-Communication Equip.	Retirement	1999	1953	(5,819.04)
G397.00-Communication Equip.	Retirement	1999	1991	(12,679.62)
G397.00-Communication Equip.	Retirement	1996	1993	(17,885.00)
G397.00-Communication Equip.	Retirement	1998	1973	(29,689.00)
G397.00-Communication Equip.	Retirement	1997	1968	(4,032.00)
G397.00-Communication Equip.	Retirement	1998	1968	(8,251.00)
G397.00-Communication Equip.	Retirement	2011	1996	(57,893.45)
G397.00-Communication Equip.	Retirement	1999	1981	(6,779.12)
G397.00-Communication Equip.	Retirement	1996	1992	(6,784.00)
G397.00-Communication Equip.	Retirement	2012	2008	(4,176.46)
G397.00-Communication Equip.	Retirement	1996	1988	(4,781.00)
G397.00-Communication Equip.	Retirement	2020	2005	(120,544.78)
G397.00-Communication Equip.	Retirement	1997	1991	(30,433.00)
G397.00-Communication Equip.	Retirement	1988	1966	(3,312.00)
G397.00-Communication Equip.	Retirement	1995	1994	(3,737.00)
G397.00-Communication Equip.	Retirement	2002	1985	(84,765.30)
G397.00-Communication Equip.	Retirement	1997	1985	(30,495.00)
G397.00-Communication Equip.	Retirement	2004	1988	(30,558.49)
G397.00-Communication Equip.	Retirement	1999	1988	(30,572.37)
G397.00-Communication Equip.	Retirement	1996	1968	(3,016.00)
G397.00-Communication Equip.	Retirement	2000	1983	(37,758.10)
G397.00-Communication Equip.	Retirement	2012	1997	(329,060.48)
G397.00-Communication Equip.	Retirement	1997	1987	(18,670.00)
G397.00-Communication Equip.	Retirement	1999	1960	(5,648.24)
G397.00-Communication Equip.	Retirement	1999	1965	(2,746.94)
G397.00-Communication Equip.	Retirement	2009	1994	(351,920.76)
G397.00-Communication Equip.	Retirement	1997	1973	(3,454.00)
G397.00-Communication Equip.	Retirement	1988	1973	(5,744.00)
G397.00-Communication Equip.	Retirement	1995	1973	(18,791.00)
G397.00-Communication Equip.	Retirement	2013	1998	(387,733.28)
G397.00-Communication Equip.	Retirement	1999	1956	(157.30)
G397.00-Communication Equip.	Retirement	1999	1949	(75.92)
G397.00-Communication Equip.	Retirement	2010	1995	(425,604.50)
G397.00-Communication Equip.	Retirement	1985	1939	(38.00)
G397.00-Communication Equip.	Retirement	2008	1993	(444,586.20)

GRC Depr Study Transactional Data

hist acct	tran code	activity year	vintage	amount
G397.00-Communication Equip.	Retirement	1991	1968	(136.00)
G397.00-Communication Equip.	Retirement	1995	1993	(1,759.00)
G397.00-Communication Equip.	Retirement	2007	1992	(1,764.39)
G397.00-Communication Equip.	Retirement	1999	1951	(136.56)
G397.00-Communication Equip.	Retirement	1996	1960	(137.00)
G397.00-Communication Equip.	Retirement	1997	1960	(172.00)
G397.00-Communication Equip.	Transfer	1997	1992	84.00
G397.00-Communication Equip.	Transfer	1995	1990	(2,603.00)
G397.00-Communication Equip.	Transfer	1996	1992	(905.00)
G397.00-Communication Equip.	Transfer	1995	1991	(32,846.00)
G397.00-Communication Equip.	Transfer	1995	1988	(50,215.00)
G397.00-Communication Equip.	Transfer	1997	1992	(16,155.00)
G397.00-Communication Equip.	Transfer	1995	1985	(150,411.00)
G397.00-Communication Equip.	Transfer	1995	1990	(10,177.00)
G397.00-Communication Equip.	Transfer	1983	1982	(422.00)
G397.00-Communication Equip.	Transfer	1997	1991	(20,302.00)
G397.00-Communication Equip.	Transfer	1996	1993	(8,992.00)
G397.00-Communication Equip.	Transfer	1997	1991	(5,075.00)
G397.00-Communication Equip.	Transfer	1995	1990	(15,177.00)
G397.00-Communication Equip.	Transfer	1997	1991	(15,226.00)
G397.00-Communication Equip.	Transfer	1997	1991	(15,226.00)
G397.00-Communication Equip.	Transfer	1998	1993	(36,150.00)
G397.00-Communication Equip.	Transfer	1997	1992	(6,785.00)
G397.00-Communication Equip.	Transfer	1992	1991	(9,733.00)
G397.00-Communication Equip.	Transfer	1995	1994	(7,462.00)
G397.00-Communication Equip.	Transfer	1996	1995	13,324.00
G397.00-Communication Equip.	Transfer	1996	1995	13,236.00
G397.00-Communication Equip.	Transfer	1996	1995	13,185.00
G397.00-Communication Equip.	Transfer	1996	1995	10,094.00
G397.00-Communication Equip.	Transfer	1996	1995	9,844.00
G397.00-Communication Equip.	Transfer	1996	1995	9,799.00
G397.00-Communication Equip.	Transfer	1997	1976	8,312.00
G397.00-Communication Equip.	Transfer	1988	1987	236,932.00
G397.00-Communication Equip.	Transfer	1996	1995	7,357.00
G397.00-Communication Equip.	Transfer	1997	1991	5,480.00
G397.00-Communication Equip.	Transfer	1997	1991	5,480.00
G397.00-Communication Equip.	Transfer	1992	1991	(21,976.00)
G397.00-Communication Equip.	Transfer	1996	1995	98,555.00
G397.00-Communication Equip.	Transfer	1997	1976	2,546.00
G397.00-Communication Equip.	Transfer	1997	1976	1,690.00
G397.00-Communication Equip.	Transfer	1998	1995	32,800.00
G397.00-Communication Equip.	Transfer	1997	1991	151.00

GRC Depr Study Transactional Data

hist acct	tran code	activity year	vintage	amount
G397.00-Communication Equip.	Transfer	1997	1990	19,612.00
G397.00-Communication Equip.	Transfer	1997	1990	19,612.00
G397.00-Communication Equip.	Transfer	1997	1993	19,208.00
G398.00-Misc. Equipment	Addition	1989	1989	0.08
G398.00-Misc. Equipment	Addition	1947	1947	113.00
G398.00-Misc. Equipment	Addition	1956	1956	196.00
G398.00-Misc. Equipment	Addition	1963	1963	237.00
G398.00-Misc. Equipment	Addition	1952	1952	265.00
G398.00-Misc. Equipment	Addition	1953	1953	293.00
G398.00-Misc. Equipment	Addition	1950	1950	344.00
G398.00-Misc. Equipment	Addition	1942	1942	374.00
G398.00-Misc. Equipment	Addition	1954	1954	401.00
G398.00-Misc. Equipment	Addition	1955	1955	474.00
G398.00-Misc. Equipment	Addition	1945	1945	672.00
G398.00-Misc. Equipment	Addition	1962	1962	697.00
G398.00-Misc. Equipment	Addition	1960	1960	799.00
G398.00-Misc. Equipment	Addition	1974	1974	1,036.00
G398.00-Misc. Equipment	Addition	1978	1978	1,145.08
G398.00-Misc. Equipment	Addition	1966	1966	2,701.00
G398.00-Misc. Equipment	Addition	1967	1967	3,987.99
G398.00-Misc. Equipment	Addition	1965	1965	5,629.00
G398.00-Misc. Equipment	Addition	1979	1979	6,109.43
G398.00-Misc. Equipment	Addition	1985	1985	6,239.00
G398.00-Misc. Equipment	Addition	1972	1972	6,376.00
G398.00-Misc. Equipment	Addition	1970	1970	6,403.00
G398.00-Misc. Equipment	Addition	1964	1964	6,593.00
G398.00-Misc. Equipment	Addition	1981	1981	7,260.79
G398.00-Misc. Equipment	Addition	1998	1998	7,342.09
G398.00-Misc. Equipment	Addition	1980	1980	7,924.27
G398.00-Misc. Equipment	Addition	1975	1975	8,776.38
G398.00-Misc. Equipment	Addition	1982	1982	8,968.00
G398.00-Misc. Equipment	Addition	1973	1973	9,866.00
G398.00-Misc. Equipment	Addition	1986	1986	10,043.09
G398.00-Misc. Equipment	Addition	1969	1969	12,569.65
G398.00-Misc. Equipment	Addition	1968	1968	13,521.00
G398.00-Misc. Equipment	Addition	1984	1984	13,550.47
G398.00-Misc. Equipment	Addition	2012	2012	15,375.88
G398.00-Misc. Equipment	Addition	1983	1983	16,443.13
G398.00-Misc. Equipment	Addition	1971	1971	19,423.00
G398.00-Misc. Equipment	Addition	1988	1988	25,402.71
G398.00-Misc. Equipment	Addition	1987	1987	26,368.69
G398.00-Misc. Equipment	Addition	1990	1990	28,784.83

GRC Depr Study Transactional Data

hist acct	tran code	activity year	vintage	amount
G398.00-Misc. Equipment	Addition	1995	1995	42,746.22
G398.00-Misc. Equipment	Addition	1996	1996	50,925.58
G398.00-Misc. Equipment	Addition	1993	1993	60,656.45
G398.00-Misc. Equipment	Addition	1992	1992	85,812.10
G398.00-Misc. Equipment	Addition	2005	2005	115,491.61
G398.00-Misc. Equipment	Addition	1991	1991	199,679.65
G398.00-Misc. Equipment	Addition	2015	2015	334,916.60
G398.00-Misc. Equipment	Balance	2020	2012	15,375.88
G398.00-Misc. Equipment	Balance	2020	2005	(16,301.14)
G398.00-Misc. Equipment	Balance	2020	2015	334,916.60
G398.00-Misc. Equipment	Balance	2020	2005	131,792.75
G398.00-Misc. Equipment	Retirement	1987	1973	(816.00)
G398.00-Misc. Equipment	Retirement	1999	1969	(2,060.65)
G398.00-Misc. Equipment	Retirement	1987	1981	(175.00)
G398.00-Misc. Equipment	Retirement	1997	1966	(2,338.00)
G398.00-Misc. Equipment	Retirement	1987	1947	(113.00)
G398.00-Misc. Equipment	Retirement	1999	1975	(1,839.38)
G398.00-Misc. Equipment	Retirement	2000	1995	(1,478.17)
G398.00-Misc. Equipment	Retirement	2000	1996	(32,078.67)
G398.00-Misc. Equipment	Retirement	1987	1967	(146.00)
G398.00-Misc. Equipment	Retirement	2000	1983	(2,690.45)
G398.00-Misc. Equipment	Retirement	2008	1989	(2,161.08)
G398.00-Misc. Equipment	Retirement	1987	1982	(230.00)
G398.00-Misc. Equipment	Retirement	1987	1964	(118.00)
G398.00-Misc. Equipment	Retirement	1987	1975	(1,061.00)
G398.00-Misc. Equipment	Retirement	1987	1985	(186.00)
G398.00-Misc. Equipment	Retirement	1997	1962	(697.00)
G398.00-Misc. Equipment	Retirement	1987	1963	(237.00)
G398.00-Misc. Equipment	Retirement	1987	1945	(338.00)
G398.00-Misc. Equipment	Retirement	1987	1980	(289.00)
G398.00-Misc. Equipment	Retirement	1997	1960	(532.00)
G398.00-Misc. Equipment	Retirement	1997	1975	(533.00)
G398.00-Misc. Equipment	Retirement	1987	1972	(711.00)
G398.00-Misc. Equipment	Retirement	1987	1953	(293.00)
G398.00-Misc. Equipment	Retirement	1991	1950	(344.00)
G398.00-Misc. Equipment	Retirement	1996	1954	(401.00)
G398.00-Misc. Equipment	Retirement	1987	1968	(402.00)
G398.00-Misc. Equipment	Retirement	1987	1965	(294.00)
G398.00-Misc. Equipment	Retirement	1996	1965	(542.00)
G398.00-Misc. Equipment	Retirement	1996	1955	(474.00)
G398.00-Misc. Equipment	Retirement	1987	1974	(547.00)
G398.00-Misc. Equipment	Retirement	2000	1981	(726.79)

GRC Depr Study Transactional Data

hist acct	tran code	activity year	vintage	amount
G398.00-Misc. Equipment	Retirement	2005	1986	(10,043.09)
G398.00-Misc. Equipment	Retirement	2015	1995	(41,268.05)
G398.00-Misc. Equipment	Retirement	2001	1978	(16,427.94)
G398.00-Misc. Equipment	Retirement	1995	1982	(8,738.00)
G398.00-Misc. Equipment	Retirement	1995	1974	(489.00)
G398.00-Misc. Equipment	Retirement	1993	1968	(260.00)
G398.00-Misc. Equipment	Retirement	1987	1966	(363.00)
G398.00-Misc. Equipment	Retirement	1999	1992	(8,862.98)
G398.00-Misc. Equipment	Retirement	2000	1991	(10,265.23)
G398.00-Misc. Equipment	Retirement	1996	1952	(265.00)
G398.00-Misc. Equipment	Retirement	2000	1987	(16,738.53)
G398.00-Misc. Equipment	Retirement	1996	1960	(267.00)
G398.00-Misc. Equipment	Retirement	1987	1983	(976.00)
G398.00-Misc. Equipment	Retirement	1997	1990	(14,280.00)
G398.00-Misc. Equipment	Retirement	1996	1942	(374.00)
G398.00-Misc. Equipment	Retirement	1997	1978	(376.00)
G398.00-Misc. Equipment	Retirement	1995	1968	(510.00)
G398.00-Misc. Equipment	Retirement	1997	1968	(12,349.00)
G398.00-Misc. Equipment	Retirement	1996	1988	(689.00)
G398.00-Misc. Equipment	Retirement	2010	1991	(10,643.42)
G398.00-Misc. Equipment	Retirement	1996	1945	(334.00)
G398.00-Misc. Equipment	Retirement	2004	1984	(12,524.47)
G398.00-Misc. Equipment	Retirement	1997	1969	(9,507.00)
G398.00-Misc. Equipment	Retirement	1987	1971	(4,074.00)
G398.00-Misc. Equipment	Retirement	1997	1988	(21,242.00)
G398.00-Misc. Equipment	Retirement	2006	1987	(9,630.16)
G398.00-Misc. Equipment	Retirement	1987	1956	(196.00)
G398.00-Misc. Equipment	Retirement	1997	1983	(5,305.00)
G398.00-Misc. Equipment	Retirement	1995	1975	(5,343.00)
G398.00-Misc. Equipment	Retirement	1990	1985	(6,053.00)
G398.00-Misc. Equipment	Retirement	2000	1979	(6,109.43)
G398.00-Misc. Equipment	Retirement	2017	1998	(7,342.09)
G398.00-Misc. Equipment	Retirement	1997	1965	(4,793.00)
G398.00-Misc. Equipment	Retirement	1997	1973	(4,795.00)
G398.00-Misc. Equipment	Retirement	2000	1980	(5,397.27)
G398.00-Misc. Equipment	Retirement	1995	1990	(2,952.00)
G398.00-Misc. Equipment	Retirement	1987	1984	(1,026.00)
G398.00-Misc. Equipment	Retirement	1995	1973	(4,255.00)
G398.00-Misc. Equipment	Retirement	1997	1971	(11,489.00)
G398.00-Misc. Equipment	Retirement	2004	1983	(7,471.68)
G398.00-Misc. Equipment	Retirement	2009	1990	(11,552.83)
G398.00-Misc. Equipment	Retirement	2012	1993	(60,656.45)

GRC Depr Study Transactional Data

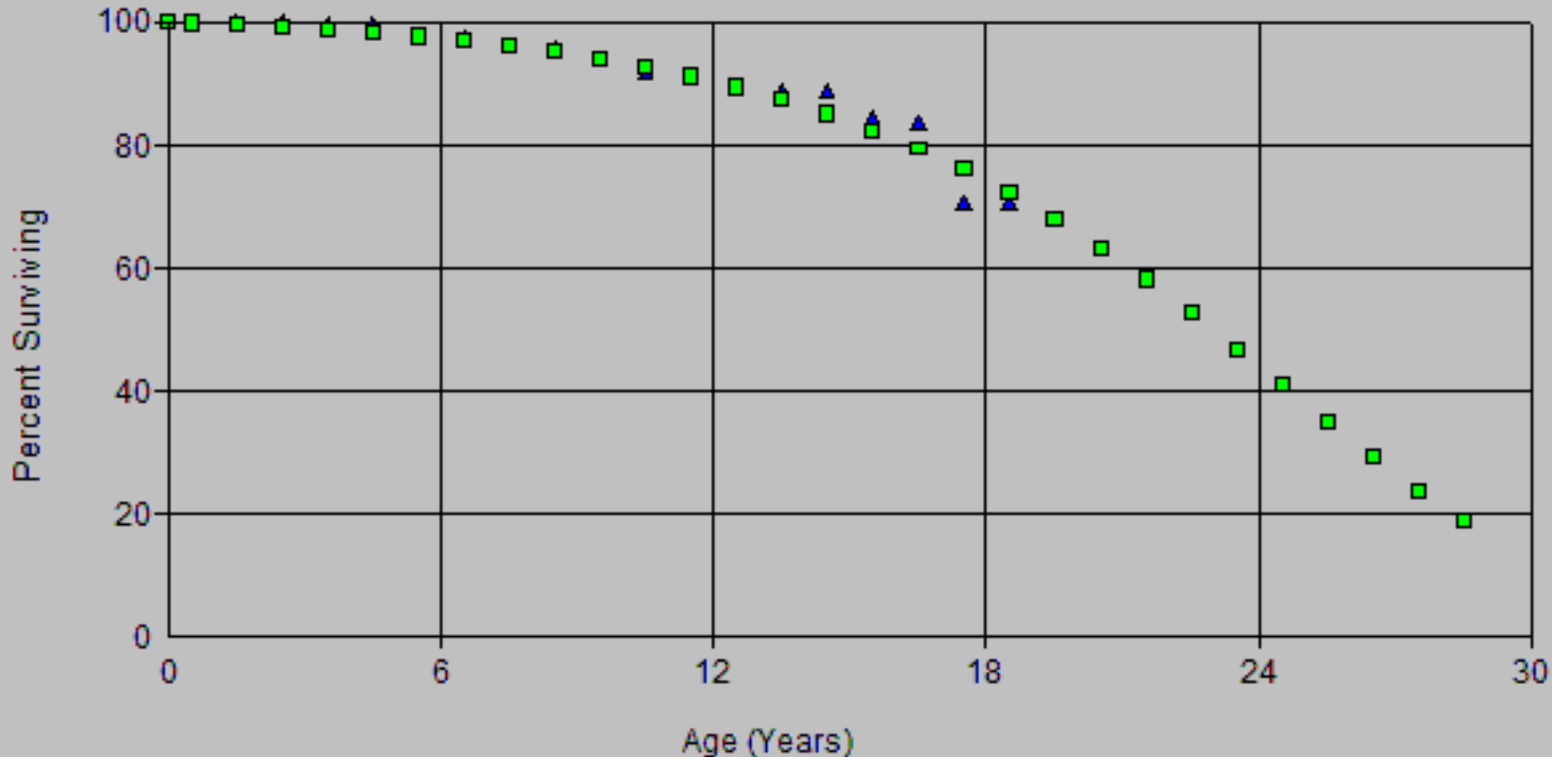
hist acct	tran code	activity year	vintage	amount
G398.00-Misc. Equipment	Retirement	1995	1981	(6,359.00)
G398.00-Misc. Equipment	Retirement	1999	1967	(3,841.99)
G398.00-Misc. Equipment	Retirement	1995	1971	(3,860.00)
G398.00-Misc. Equipment	Retirement	1997	1972	(5,665.00)
G398.00-Misc. Equipment	Retirement	1997	1970	(6,403.00)
G398.00-Misc. Equipment	Retirement	1997	1964	(6,475.00)
G398.00-Misc. Equipment	Retirement	2000	1988	(3,471.71)
G398.00-Misc. Equipment	Retirement	2016	1996	(18,846.91)
G398.00-Misc. Equipment	Retirement	2011	1992	(26,270.12)
G398.00-Misc. Equipment	Retirement	1994	1992	(820.00)
G398.00-Misc. Equipment	Retirement	1987	1969	(1,002.00)
G398.00-Misc. Equipment	Retirement	1995	1980	(2,238.00)
G398.00-Misc. Equipment	Transfer	1999	1978	15,658.86
G398.00-Misc. Equipment	Transfer	1998	1992	(49,859.00)
G398.00-Misc. Equipment	Transfer	1998	1991	(351.00)
G398.00-Misc. Equipment	Transfer	1998	1991	(43,504.00)
G398.00-Misc. Equipment	Transfer	1998	1991	(43,504.00)
G398.00-Misc. Equipment	Transfer	1998	1991	(44,316.00)
G398.00-Misc. Equipment	Transfer	1998	1991	(44,316.00)
G398.00-Misc. Equipment	Transfer	1992	1989	2,161.00
G398.00-Misc. Equipment	Transfer	1998	1991	(1,390.00)
G398.00-Misc. Equipment	Transfer	1998	1991	(1,390.00)

Actuarial Analysis Results

Account: C390.10 - Street & Imprv-Other
 Scenario: SDGE Actuarial @ 2020

SDG&E
 2024 DRC APP
 Depreciation

▲ Actual Data ■ R2.5 22.00

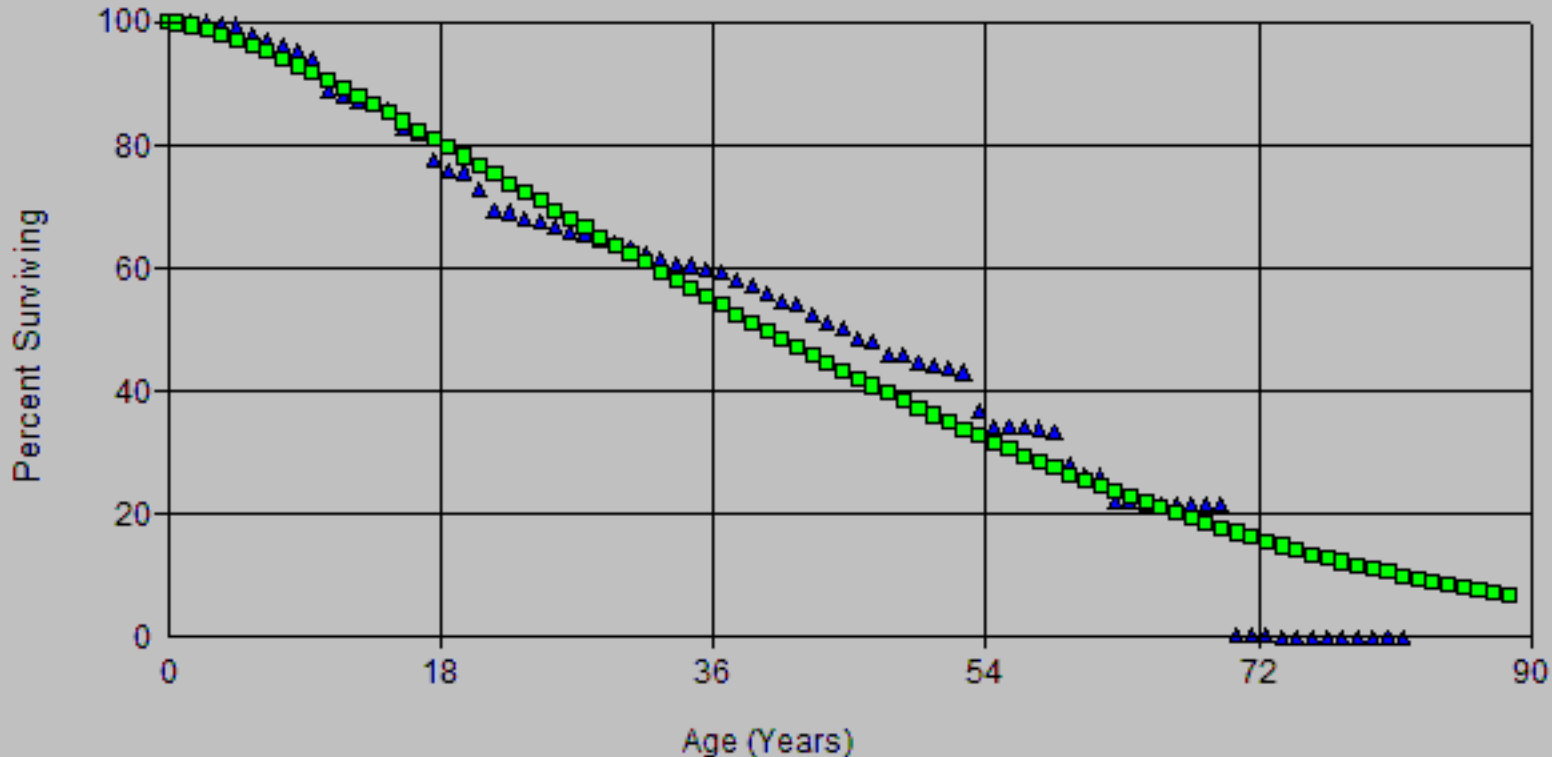


Account: C390.10 - Street & Imprv-Other
Scenario: SDGE Actuarial @ 2020

SDG&E
2024 DRC APP
Depreciation

▲ Actual Data

■ L0 43.00

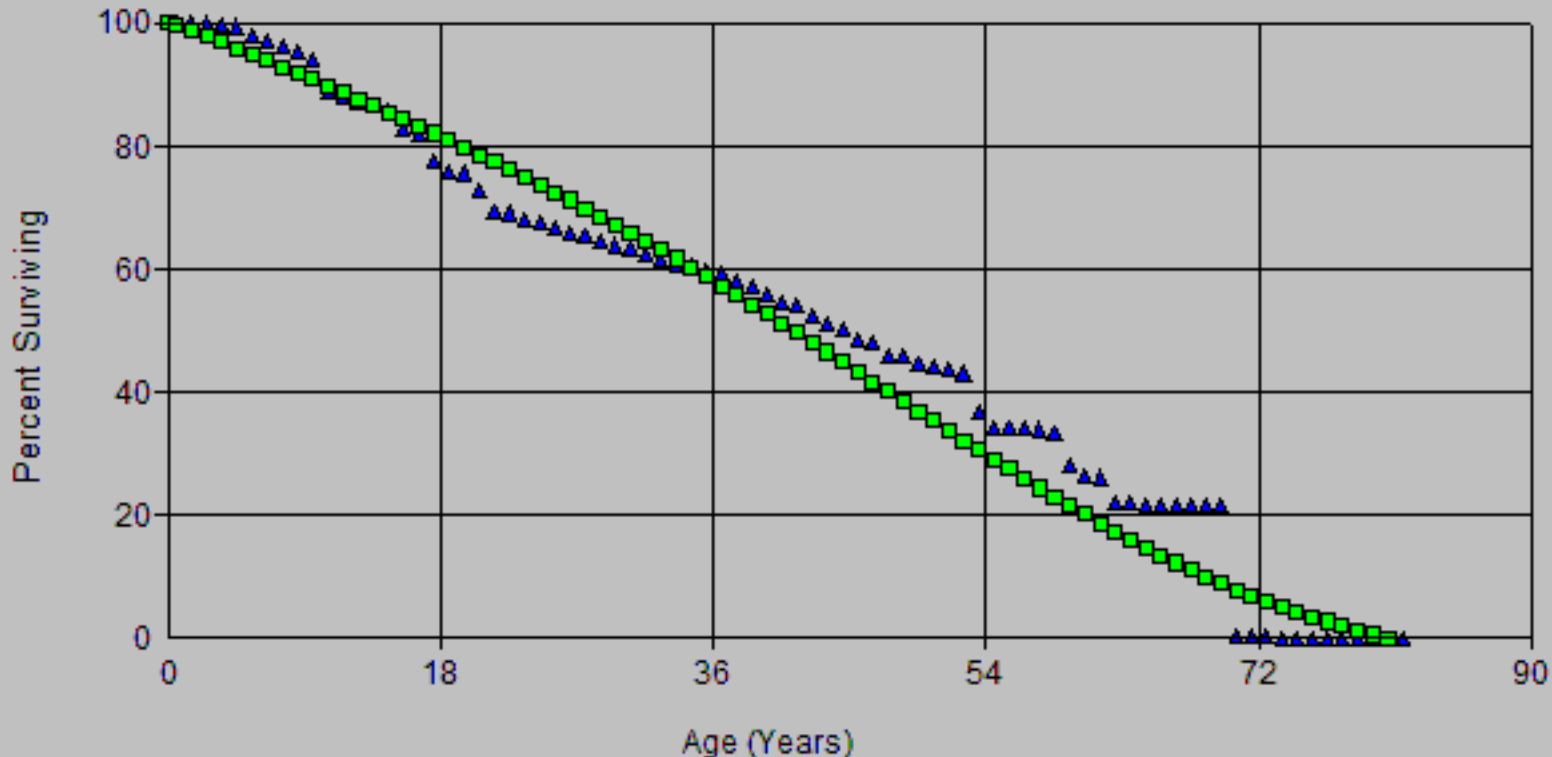


Account: C390.10-Strat & Imprv-Other
Scenario: SDGE Actuarial @ 2020

SDG&E
2024 DRC APP
Depreciation

▲ Actual Data

■ R0.5 40.00

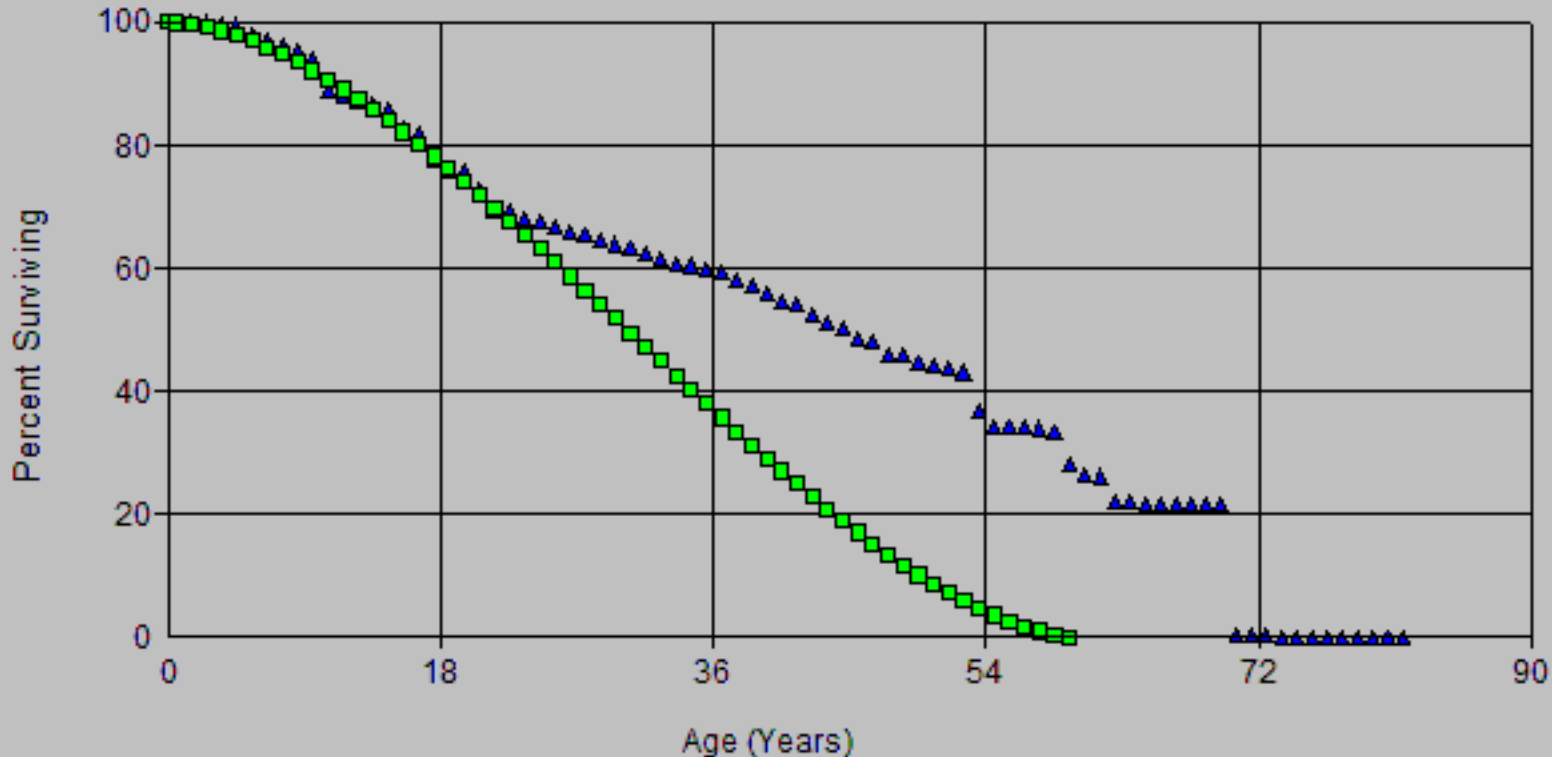


Account: C390.10 - Street & Imprv-Other
Scenario: SDGE Actuarial @ 2020

SDG&E
2024 DRC APP
Depreciation

▲ Actual Data

■ S0 30.00

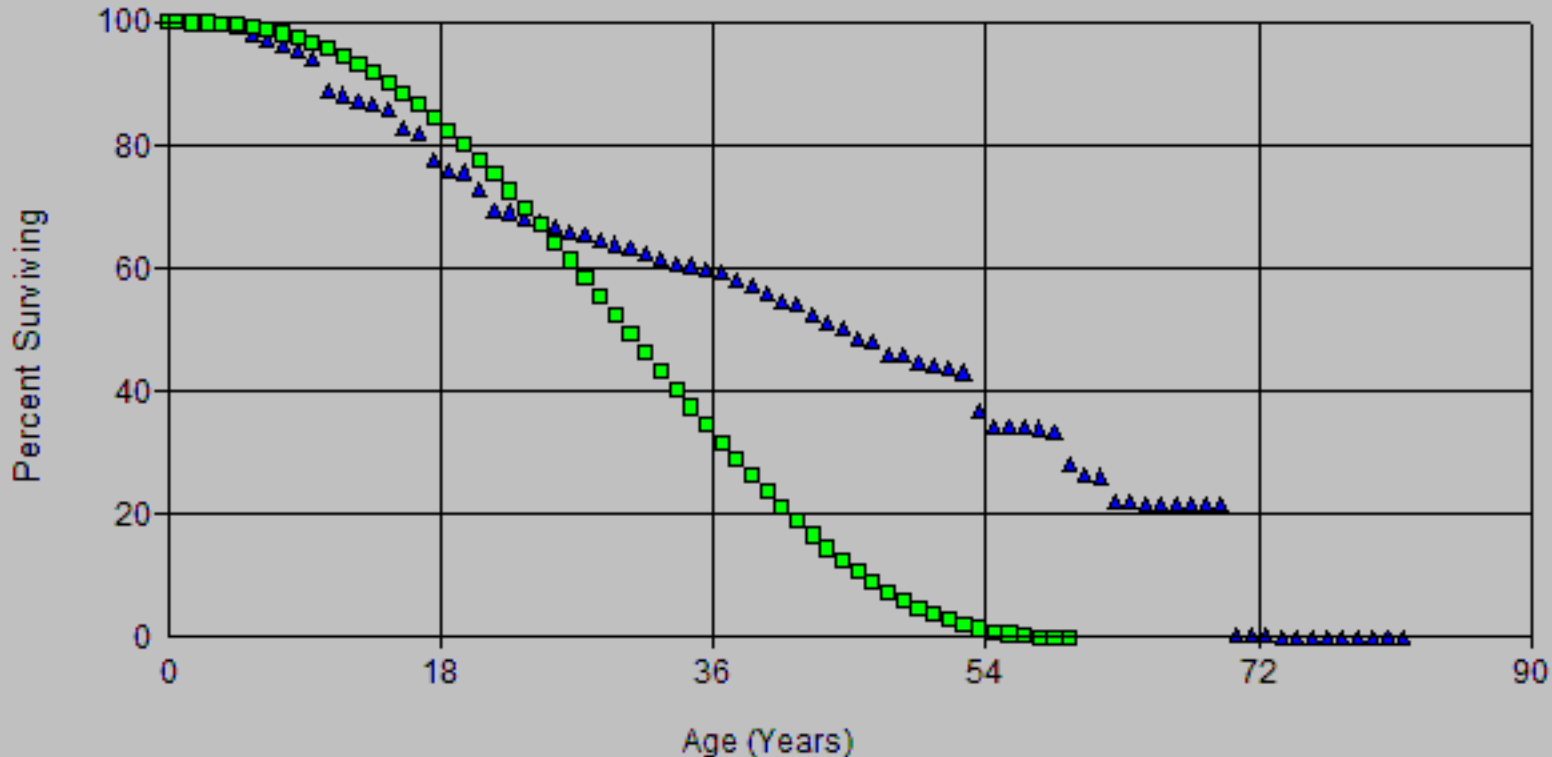


Account: C390.10 - Street & Imprv-Other
Scenario: SDGE Actuarial @ 2020

SDG&E
2024 DRC APP
Depreciation

▲ Actual Data

■ S1 30.00

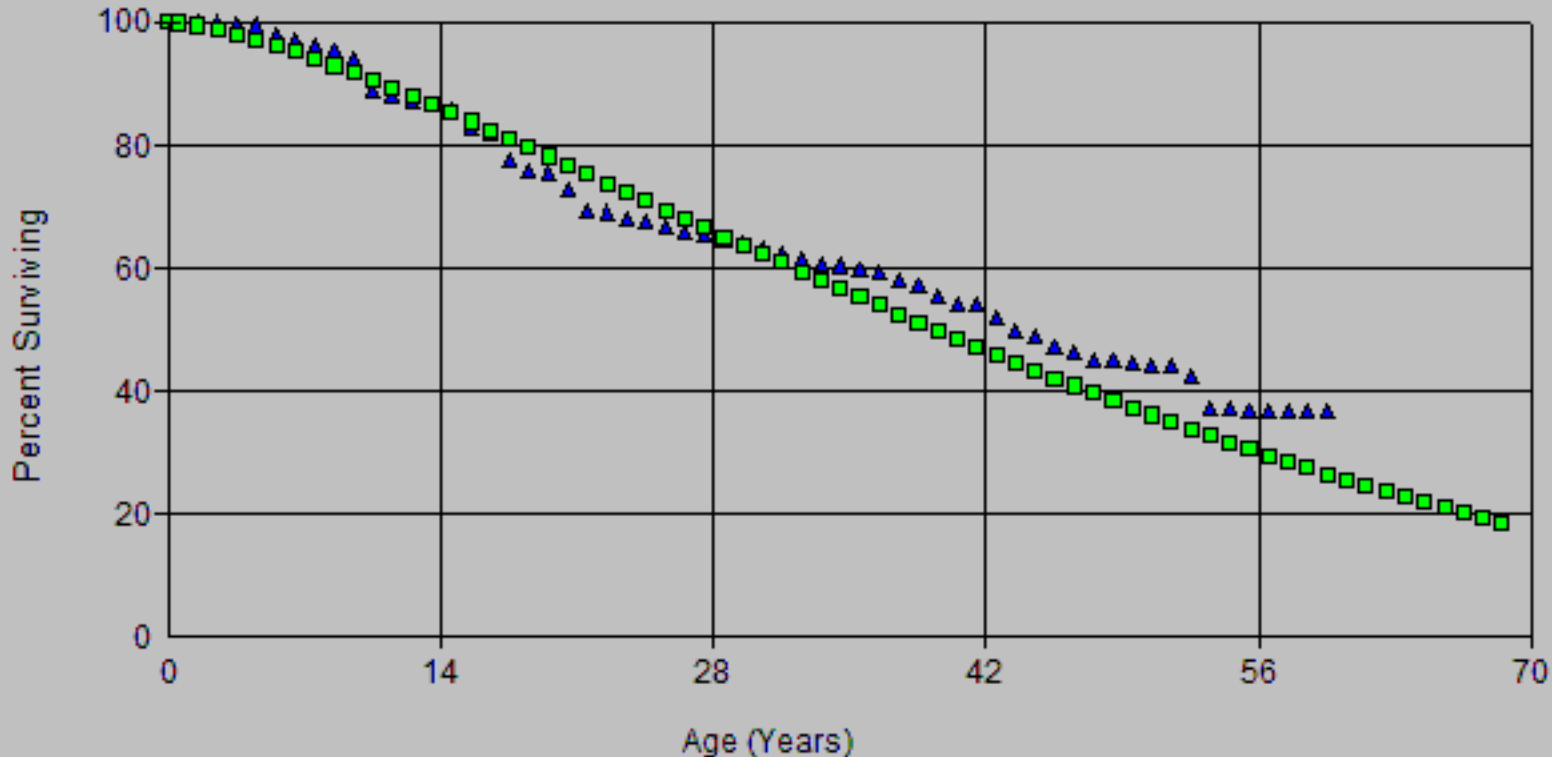


Account: C390.10-Strat & Imprv-Other
Scenario: SDGE Actuarial @ 2020

SDG&E
2024 DRC APP
Depreciation

▲ Actual Data

■ L0 43.00



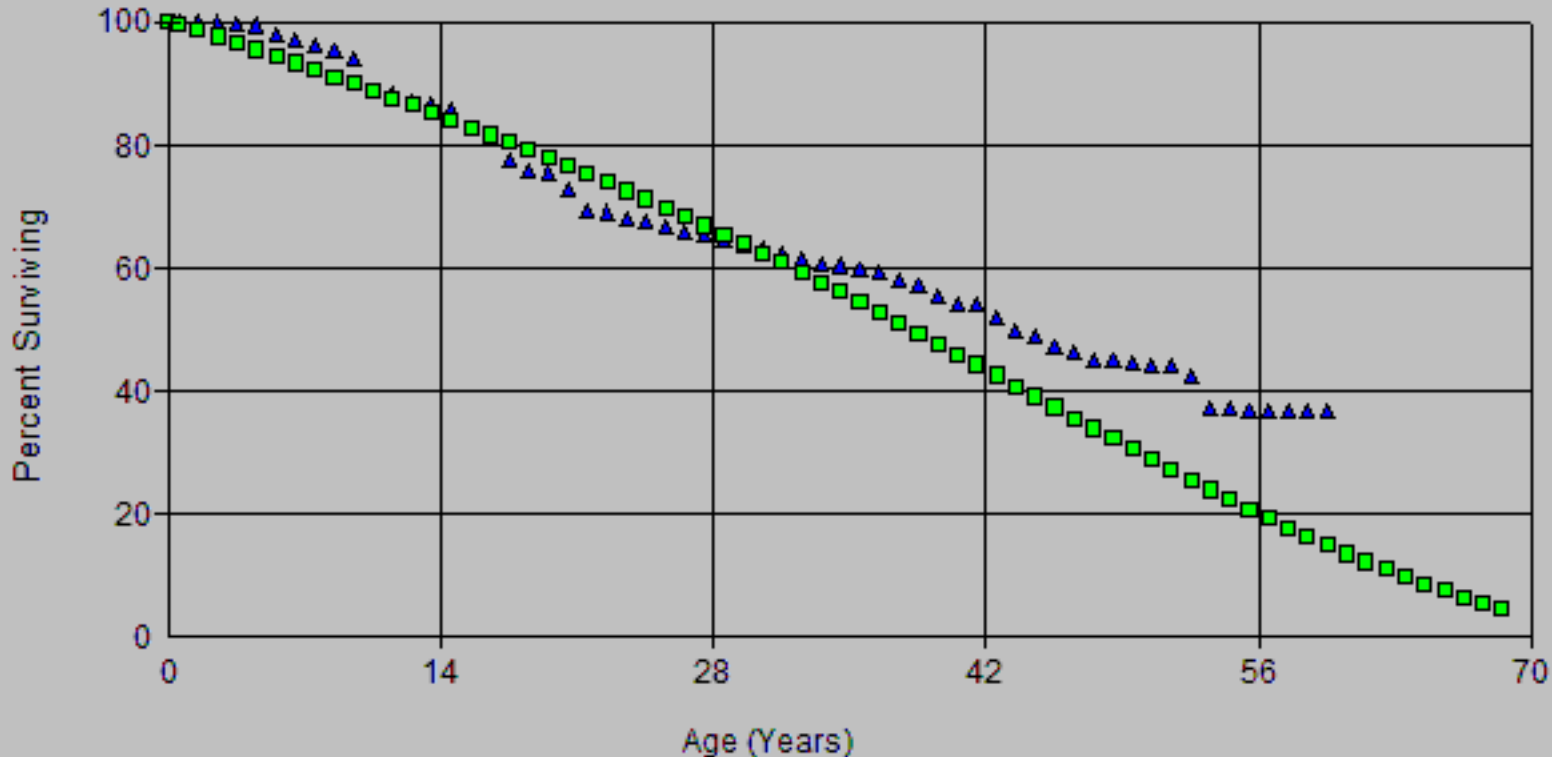
SDG&E
2024 DRC APP
Depreciation

Account: C390.10 - Strukt & Imprv-Other

Scenario: SDGE Actuarial @ 2020

▲ Actual Data

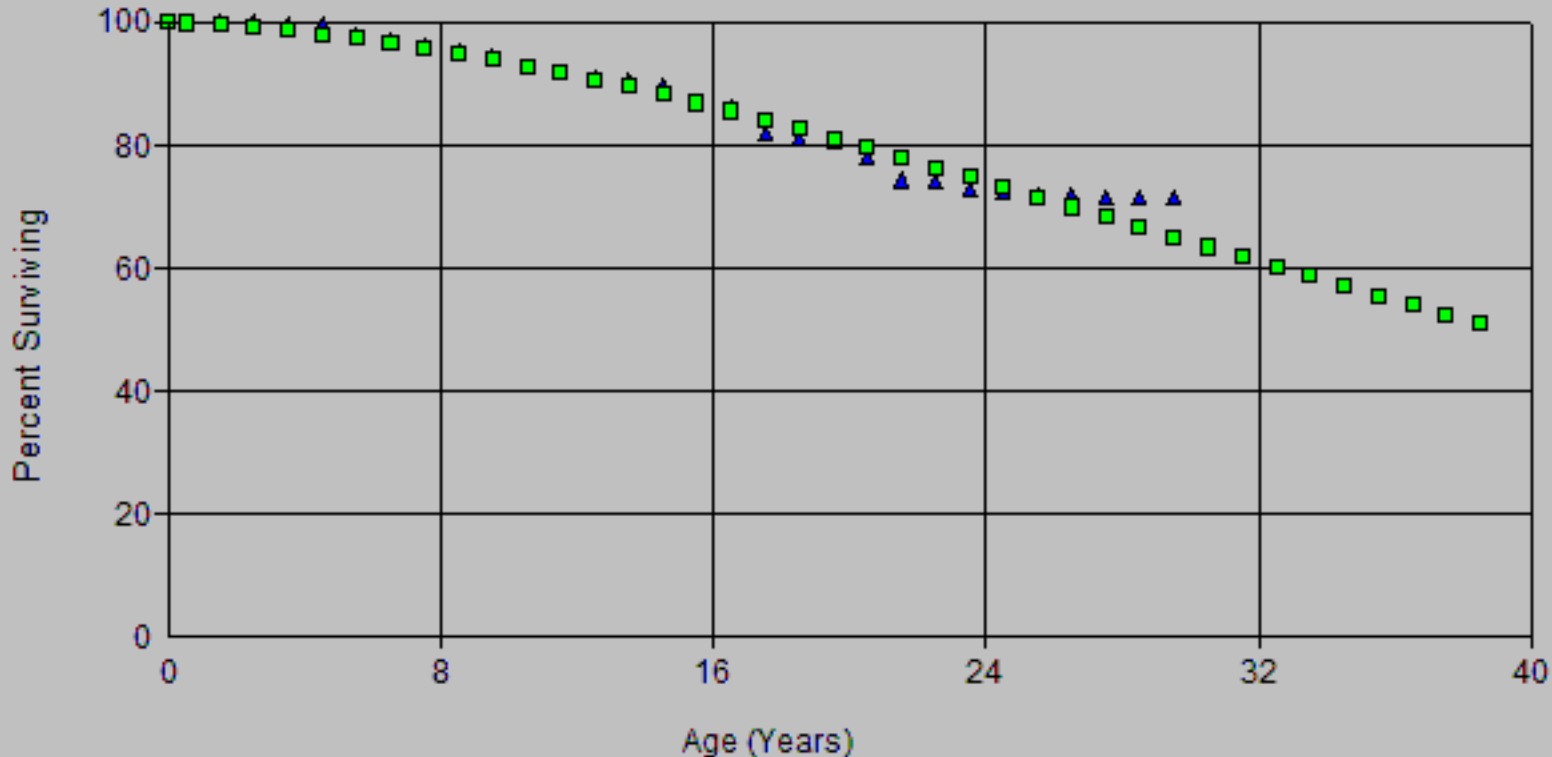
■ R0.5 37.00



Account: C390.10 - Street & Imprv-Other
 Scenario: SDGE Actuarial @ 2020

SDG&E
 2024 DRC APP
 Depreciation

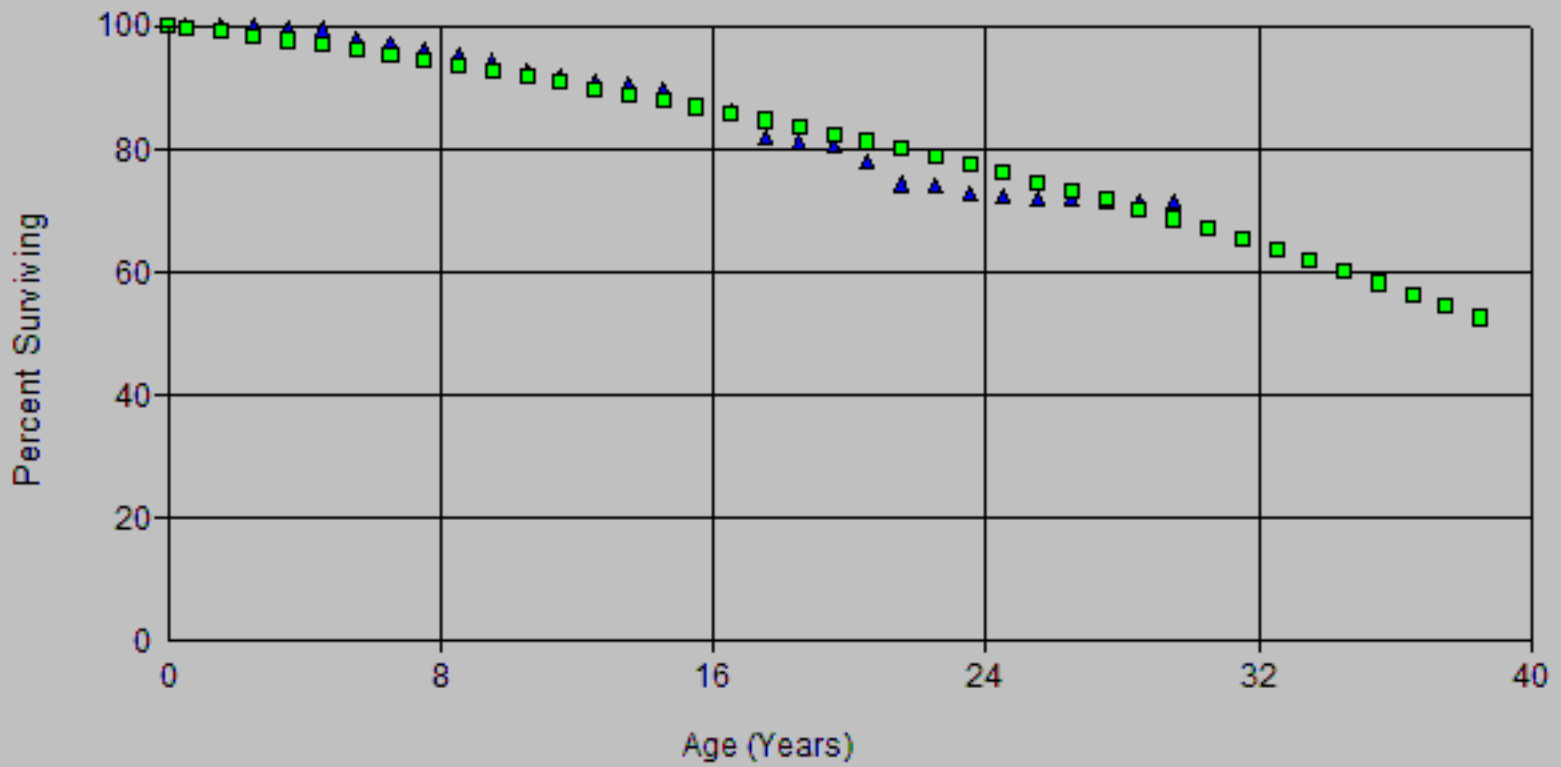
▲ Actual Data ■ L0.5 42.00



Account: C390.10 Street & Imprv-Other
 Scenario: SDGE Actuarial @ 2020

SDG&E
 2024 DRC APP
 Depreciation

▲ Actual Data ■ R1 38.00



SDG&E
2024 GRC - APP
Depreciation

Observed Life Table

Scenario: SDGE Actuarial @ 2020

Account: C390.10-Struct & Imprv-Other

Placement Band: 2002 - 2020

Observation Band: 2002 - 2020

Age at Beginning of Interval	Exposures at Beginning of Interval	Retirements During Interval	Retirement Ratio	Survivor Ratio	Percent Surv at Beginning of Interval
0	477,534,869.74	0.00	0.00000	1.00000	100.00
0.5	413,339,932.09	0.00	0.00000	1.00000	100.00
1.5	399,080,692.97	203,608.59	0.00051	0.99949	100.00
2.5	338,465,694.04	317,460.55	0.00094	0.99906	99.95
3.5	288,133,635.02	500,885.72	0.00174	0.99826	99.86
4.5	271,151,464.21	4,533,119.87	0.01672	0.98328	99.68
5.5	226,900,952.53	934,583.93	0.00412	0.99588	98.01
6.5	204,280,707.65	2,519,022.50	0.01233	0.98767	97.61
7.5	163,922,796.42	1,212,660.24	0.00740	0.99260	96.41
8.5	144,398,846.48	2,396,057.15	0.01659	0.98341	95.69
9.5	124,478,732.39	2,894,399.76	0.02325	0.97675	94.11
10.5	110,898,704.21	887,552.71	0.00800	0.99200	91.92
11.5	85,259,967.88	1,255,493.31	0.01473	0.98527	91.18
12.5	67,463,870.36	649,490.25	0.00963	0.99037	89.84
13.5	60,602,426.16	53,964.20	0.00089	0.99911	88.97
14.5	45,533,158.40	2,262,161.23	0.04968	0.95032	88.90
15.5	41,544,608.34	405,886.56	0.00977	0.99023	84.48
16.5	16,916,194.34	2,597,367.08	0.15354	0.84646	83.65
17.5	1,780,418.48	0.00	0.00000	1.00000	70.81
18.5	0.00	0.00	0.00000	0.00000	70.81

Scenario: SDGE Actuarial @ 2020
 Account: C390.10-Struct & Imprv-Other
 Placement Band: 1923 - 2020

Observed Life Table
 SDG&E
 2024 GRC - APP
 Depreciation

Observation Band: 1999 - 2020

Age at Beginning of Interval	Exposures at Beginning of Interval	Retirements During Interval	Retirement Ratio	Survivor Ratio	Percent Surv at Beginning of Interval
0	487,504,747.82	0.00	0.00000	1.00000	100.00
0.5	434,522,632.73	0.00	0.00000	1.00000	100.00
1.5	422,672,165.21	210,948.99	0.00050	0.99950	100.00
2.5	365,166,137.30	538,681.18	0.00148	0.99852	99.95
3.5	320,801,495.53	728,740.10	0.00227	0.99773	99.80
4.5	313,881,186.28	5,478,777.31	0.01745	0.98255	99.58
5.5	274,235,130.79	1,387,623.73	0.00506	0.99494	97.84
6.5	252,974,412.03	2,822,796.71	0.01116	0.98884	97.34
7.5	222,364,237.75	1,543,937.83	0.00694	0.99306	96.26
8.5	203,721,721.30	2,715,576.30	0.01333	0.98667	95.59
9.5	192,272,774.79	11,200,944.35	0.05826	0.94174	94.31
10.5	172,223,054.10	1,045,126.34	0.00607	0.99393	88.82
11.5	146,741,308.56	1,605,337.42	0.01094	0.98906	88.28
12.5	130,450,602.08	947,142.61	0.00726	0.99274	87.31
13.5	124,189,004.31	1,115,335.74	0.00898	0.99102	86.68
14.5	108,133,446.38	3,905,157.82	0.03611	0.96389	85.90
15.5	103,258,048.27	960,799.53	0.00930	0.99070	82.80
16.5	79,937,271.27	4,417,488.11	0.05526	0.94474	82.03
17.5	63,143,059.61	1,154,966.74	0.01829	0.98171	77.50
18.5	60,903,962.39	293,964.23	0.00483	0.99517	76.08
19.5	55,364,040.07	2,179,171.12	0.03936	0.96064	75.71
20.5	52,450,082.06	2,271,200.76	0.04330	0.95670	72.73
21.5	48,234,300.84	317,240.42	0.00658	0.99342	69.58
22.5	32,691,433.51	486,266.23	0.01487	0.98513	69.13
23.5	27,076,109.39	183,789.05	0.00679	0.99321	68.10
24.5	25,185,110.37	267,201.74	0.01061	0.98939	67.64
25.5	22,030,253.22	276,991.63	0.01257	0.98743	66.92
26.5	20,029,916.43	192,915.15	0.00963	0.99037	66.08
27.5	18,516,261.53	190,428.12	0.01028	0.98972	65.44
28.5	18,133,966.07	233,343.63	0.01287	0.98713	64.77
29.5	8,303,460.93	63,452.10	0.00764	0.99236	63.93
30.5	7,463,585.63	136,418.50	0.01828	0.98172	63.45
31.5	6,613,330.37	86,921.77	0.01314	0.98686	62.29
32.5	4,978,008.55	69,637.23	0.01399	0.98601	61.47
33.5	4,745,179.39	8,435.20	0.00178	0.99822	60.61
34.5	3,502,464.71	42,816.70	0.01222	0.98778	60.50
35.5	3,577,157.52	12,244.88	0.00342	0.99658	59.76
36.5	3,624,671.85	77,729.67	0.02144	0.97856	59.56
37.5	3,615,462.46	77,647.81	0.02148	0.97852	58.28
38.5	3,204,542.06	62,658.04	0.01955	0.98045	57.03
39.5	3,106,793.61	72,261.82	0.02326	0.97674	55.91
40.5	2,977,932.79	13,111.91	0.00440	0.99560	54.61
41.5	2,965,877.74	95,691.88	0.03226	0.96774	54.37
42.5	2,649,173.80	83,033.37	0.03134	0.96866	52.62
43.5	2,548,967.69	38,473.77	0.01509	0.98491	50.97
44.5	3,007,711.02	91,448.22	0.03040	0.96960	50.20
45.5	2,873,201.13	31,099.06	0.01082	0.98918	48.67
46.5	2,713,474.25	123,182.32	0.04540	0.95460	48.15
47.5	2,405,161.74	6,582.02	0.00274	0.99726	45.96
48.5	2,369,782.17	65,178.19	0.02750	0.97250	45.84
49.5	2,152,011.98	23,334.66	0.01084	0.98916	44.58
50.5	1,574,082.83	11,052.90	0.00702	0.99298	44.09
51.5	1,563,155.66	23,616.07	0.01511	0.98489	43.78
52.5	1,528,949.72	228,553.75	0.14948	0.85052	43.12

Scenario: SDGE Actuarial @ 2020

Account: C390.10-Struct & Imprv-Other

Placement Band: 1923 - 2020

Observation Band: 1999 - 2020

Age at Beginning of Interval	Exposures at Beginning of Interval	Retirements During Interval	Retirement Ratio	Survivor Ratio	Percent Surv at Beginning of Interval
53.5	1,296,689.46	82,675.06	0.06376	0.93624	36.67
54.5	1,214,014.40	8,594.90	0.00708	0.99292	34.34
55.5	1,201,390.94	353.82	0.00029	0.99971	34.09
56.5	1,186,193.91	1,518.18	0.00128	0.99872	34.08
57.5	1,071,859.81	20,350.88	0.01899	0.98101	34.04
58.5	993,607.44	154,534.59	0.15553	0.84447	33.39
59.5	584,344.27	40,756.86	0.06975	0.93025	28.20
60.5	340,779.86	194.60	0.00057	0.99943	26.23
61.5	340,936.01	55,455.30	0.16266	0.83734	26.22
62.5	281,704.79	350.75	0.00125	0.99875	21.95
63.5	280,756.48	4,421.22	0.01575	0.98425	21.93
64.5	276,335.26	0.00	0.00000	1.00000	21.58
65.5	276,335.26	0.00	0.00000	1.00000	21.58
66.5	3,172.09	0.00	0.00000	1.00000	21.58
67.5	3,172.09	0.00	0.00000	1.00000	21.58
68.5	281,710.48	0.00	0.00000	1.00000	21.58
69.5	281,710.48	278,538.39	0.98874	0.01126	21.58
70.5	3,785.09	0.00	0.00000	1.00000	0.24
71.5	12,050.09	613.00	0.05087	0.94913	0.24
72.5	11,437.09	8,265.00	0.72265	0.27735	0.23
73.5	3,172.09	0.00	0.00000	1.00000	0.06
74.5	99,300.09	0.00	0.00000	1.00000	0.06
75.5	100,196.44	96,128.00	0.95940	0.04060	0.06
76.5	4,068.44	896.35	0.22032	0.77968	0.00
77.5	3,172.09	0.00	0.00000	1.00000	0.00
78.5	3,172.09	0.00	0.00000	1.00000	0.00
79.5	3,172.09	0.00	0.00000	1.00000	0.00
80.5	3,172.09	0.00	0.00000	1.00000	0.00
81.5	0.00	0.00	0.00000	1.00000	0.00

Scenario: SDGE Actuarial @ 2020
 Account: C390.10-Struct & Imprv-Other
 Placement Band: 1961 - 2020

Observed Life Table
 SDG&E
 2024 GRC - APP
 Depreciation

Observation Band: 1999 - 2020

Age at Beginning of Interval	Exposures at Beginning of Interval	Retirements During Interval	Retirement Ratio	Survivor Ratio	Percent Surv at Beginning of Interval
0	487,504,747.82	0.00	0.00000	1.00000	100.00
0.5	434,522,632.73	0.00	0.00000	1.00000	100.00
1.5	422,672,165.21	210,948.99	0.00050	0.99950	100.00
2.5	365,166,137.30	538,681.18	0.00148	0.99852	99.95
3.5	320,801,495.53	728,740.10	0.00227	0.99773	99.80
4.5	313,881,186.28	5,478,777.31	0.01745	0.98255	99.58
5.5	274,235,130.79	1,387,623.73	0.00506	0.99494	97.84
6.5	252,974,412.03	2,822,796.71	0.01116	0.98884	97.34
7.5	222,364,237.75	1,543,937.83	0.00694	0.99306	96.26
8.5	203,721,721.30	2,715,576.30	0.01333	0.98667	95.59
9.5	192,272,774.79	11,200,944.35	0.05826	0.94174	94.31
10.5	172,223,054.10	1,045,126.34	0.00607	0.99393	88.82
11.5	146,741,308.56	1,605,337.42	0.01094	0.98906	88.28
12.5	130,450,602.08	947,142.61	0.00726	0.99274	87.31
13.5	124,189,004.31	1,115,335.74	0.00898	0.99102	86.68
14.5	108,133,446.38	3,905,157.82	0.03611	0.96389	85.90
15.5	103,258,048.27	960,799.53	0.00930	0.99070	82.80
16.5	79,937,271.27	4,417,488.11	0.05526	0.94474	82.03
17.5	63,143,059.61	1,154,966.74	0.01829	0.98171	77.50
18.5	60,903,962.39	293,964.23	0.00483	0.99517	76.08
19.5	55,364,040.07	2,179,171.12	0.03936	0.96064	75.71
20.5	52,450,082.06	2,271,200.76	0.04330	0.95670	72.73
21.5	48,234,300.84	317,240.42	0.00658	0.99342	69.58
22.5	32,691,433.51	486,266.23	0.01487	0.98513	69.13
23.5	27,076,109.39	183,789.05	0.00679	0.99321	68.10
24.5	25,185,110.37	267,201.74	0.01061	0.98939	67.64
25.5	22,030,253.22	276,991.63	0.01257	0.98743	66.92
26.5	20,029,916.43	192,915.15	0.00963	0.99037	66.08
27.5	18,516,261.53	190,428.12	0.01028	0.98972	65.44
28.5	18,133,966.07	233,343.63	0.01287	0.98713	64.77
29.5	8,303,460.93	63,452.10	0.00764	0.99236	63.93
30.5	7,463,585.63	136,418.50	0.01828	0.98172	63.45
31.5	6,613,330.37	86,921.77	0.01314	0.98686	62.29
32.5	4,978,008.55	69,637.23	0.01399	0.98601	61.47
33.5	4,745,179.39	8,435.20	0.00178	0.99822	60.61
34.5	3,502,464.71	42,816.70	0.01222	0.98778	60.50
35.5	3,577,157.52	12,244.88	0.00342	0.99658	59.76
36.5	3,624,671.85	77,729.67	0.02144	0.97856	59.56
37.5	3,615,462.46	77,647.81	0.02148	0.97852	58.28
38.5	2,634,448.81	62,658.04	0.02378	0.97622	57.03
39.5	2,493,736.75	60,497.43	0.02426	0.97574	55.67
40.5	2,372,501.28	9,003.78	0.00380	0.99620	54.32
41.5	2,363,497.50	95,328.76	0.04033	0.95967	54.12
42.5	2,040,118.22	82,927.89	0.04065	0.95935	51.93
43.5	1,938,490.33	32,953.49	0.01700	0.98300	49.82
44.5	1,866,896.01	66,045.66	0.03538	0.96462	48.98
45.5	1,757,737.22	30,265.00	0.01722	0.98278	47.24
46.5	1,596,939.05	40,460.39	0.02534	0.97466	46.43
47.5	1,350,573.91	4,676.67	0.00346	0.99654	45.25
48.5	1,307,035.08	7,827.19	0.00599	0.99401	45.10
49.5	1,132,580.93	13,270.05	0.01172	0.98828	44.83
50.5	563,981.75	1,439.16	0.00255	0.99745	44.30
51.5	556,885.84	22,881.43	0.04109	0.95891	44.19
52.5	523,414.54	62,786.14	0.11995	0.88005	42.37

SDG&E
2024 GRC - APP
Depreciation

Observed Life Table

Scenario: SDGE Actuarial @ 2020

Account: C390.10-Struct & Imprv-Other

Placement Band: 1961 - 2020

Observation Band: 1999 - 2020

Age at Beginning of Interval	Exposures at Beginning of Interval	Retirements During Interval	Retirement Ratio	Survivor Ratio	Percent Surv at Beginning of Interval
53.5	456,309.86	0.00	0.00000	1.00000	37.29
54.5	456,309.86	3,891.43	0.00853	0.99147	37.29
55.5	448,389.87	0.00	0.00000	1.00000	36.97
56.5	433,149.12	0.00	0.00000	1.00000	36.97
57.5	316,284.90	67.79	0.00021	0.99979	36.97
58.5	258,095.27	0.00	0.00000	1.00000	36.96
59.5	0.00	0.00	0.00000	0.00000	36.96

Observed Life Table

Scenario: SDGE Actuarial @ 2020

Account: C390.10-Struct & Imprv-Other

Placement Band: 1991 - 2020

Observation Band: 1999 - 2020

Age at Beginning of Interval	Exposures at Beginning of Interval	Retirements During Interval	Retirement Ratio	Survivor Ratio	Percent Surv at Beginning of Interval
0	487,504,747.82	0.00	0.00000	1.00000	100.00
0.5	434,522,632.73	0.00	0.00000	1.00000	100.00
1.5	422,672,165.21	210,948.99	0.00050	0.99950	100.00
2.5	365,166,137.30	538,681.18	0.00148	0.99852	99.95
3.5	320,801,495.53	728,740.10	0.00227	0.99773	99.80
4.5	313,881,186.28	5,478,777.31	0.01745	0.98255	99.58
5.5	274,235,130.79	1,387,623.73	0.00506	0.99494	97.84
6.5	252,974,412.03	2,822,796.71	0.01116	0.98884	97.34
7.5	222,364,237.75	1,543,937.83	0.00694	0.99306	96.26
8.5	202,509,010.22	2,645,491.47	0.01306	0.98694	95.59
9.5	182,339,461.81	3,212,109.12	0.01762	0.98238	94.34
10.5	168,441,724.27	1,029,897.40	0.00611	0.99389	92.68
11.5	142,660,643.25	1,416,230.08	0.00993	0.99007	92.11
12.5	124,703,808.96	823,789.50	0.00661	0.99339	91.20
13.5	117,683,357.92	963,377.67	0.00819	0.99181	90.59
14.5	101,704,676.69	3,106,789.98	0.03055	0.96945	89.85
15.5	96,871,497.88	960,799.53	0.00992	0.99008	87.11
16.5	71,688,170.91	3,637,178.03	0.05074	0.94926	86.24
17.5	55,512,584.10	369,789.11	0.00666	0.99334	81.87
18.5	53,362,376.51	283,818.79	0.00532	0.99468	81.32
19.5	47,814,313.01	1,609,949.73	0.03367	0.96633	80.89
20.5	45,053,944.62	2,196,579.29	0.04875	0.95125	78.17
21.5	40,871,133.00	157,633.81	0.00386	0.99614	74.35
22.5	25,407,443.17	431,283.22	0.01697	0.98303	74.07
23.5	19,669,288.93	153,684.74	0.00781	0.99219	72.81
24.5	17,406,967.65	24,959.29	0.00143	0.99857	72.24
25.5	14,142,809.79	39,796.67	0.00281	0.99719	72.14
26.5	12,160,818.98	35,403.90	0.00291	0.99709	71.94
27.5	10,603,974.34	18,385.97	0.00173	0.99827	71.73
28.5	9,651,406.14	0.00	0.00000	1.00000	71.60
29.5	0.00	0.00	0.00000	0.00000	71.60

Actuarial Life Analysis

SDG&E
2024 GRC - APP
Depreciation

Account: C390.10-Struct & Imprv-Other

Scenario: SDGE Actuarial @ 2020

Placement Band: 1923 - 2003

Function: Survivorship Annual Rate Method

Weighting: Unweighted

T-Cut: None

Observation Band	<u>Censoring</u>		Error Sum <u>of Squares</u>	<u>Best Fit</u>	
	Age	Percent		Disp	ASL
1999 -2003	78.5	0.00	0.20574246	L2	16.67
2000 -2004	79.5	0.00	0.28129640	L2.5	21.67
2001 -2005	80.5	69.75	0.15601269	R0.5	90.94
2002 -2006	81.5	91.35	0.07727455	R0.5	227.57
2003 -2007	82.5	87.79	0.11925692	R0.5	172.27
2004 -2008	83.5	73.41	0.08714092	L0	139.71
2005 -2009	84.5	34.22	0.40972581	L2	64.86
2006 -2010	85.5	36.16	0.44813840	L2.5	66.11
2007 -2011	86.5	36.10	0.45942328	L2.5	66.71
2008 -2012	87.5	54.77	0.23955380	L0.5	88.54
2009 -2013	88.5	0.00	0.09875941	S2.5	40.52
2010 -2014	89.5	0.00	0.08839113	S2	42.12
2011 -2015	90.5	0.00	0.07343872	R2	37.94
2012 -2016	91.5	0.00	0.06862814	R1.5	38.42
2013 -2017	92.5	0.00	0.05903962	R1.5	39.96
2014 -2018	93.5	57.21	1.22067408	L0	76.25
2015 -2019	94.5	2.44	0.58145924	L0	37.76
2016 -2020	95.5	24.92	0.51701462	L0	49.66

Actuarial Life Analysis

SDG&E
2024 GRC - APP
Depreciation

Account: C390.10-Struct & Imprv-Other

Scenario: SDGE Actuarial @ 2020

Placement Band: 1923 - 2020

Function: Survivorship Annual Rate Method

Weighting: Unweighted

T-Cut: None

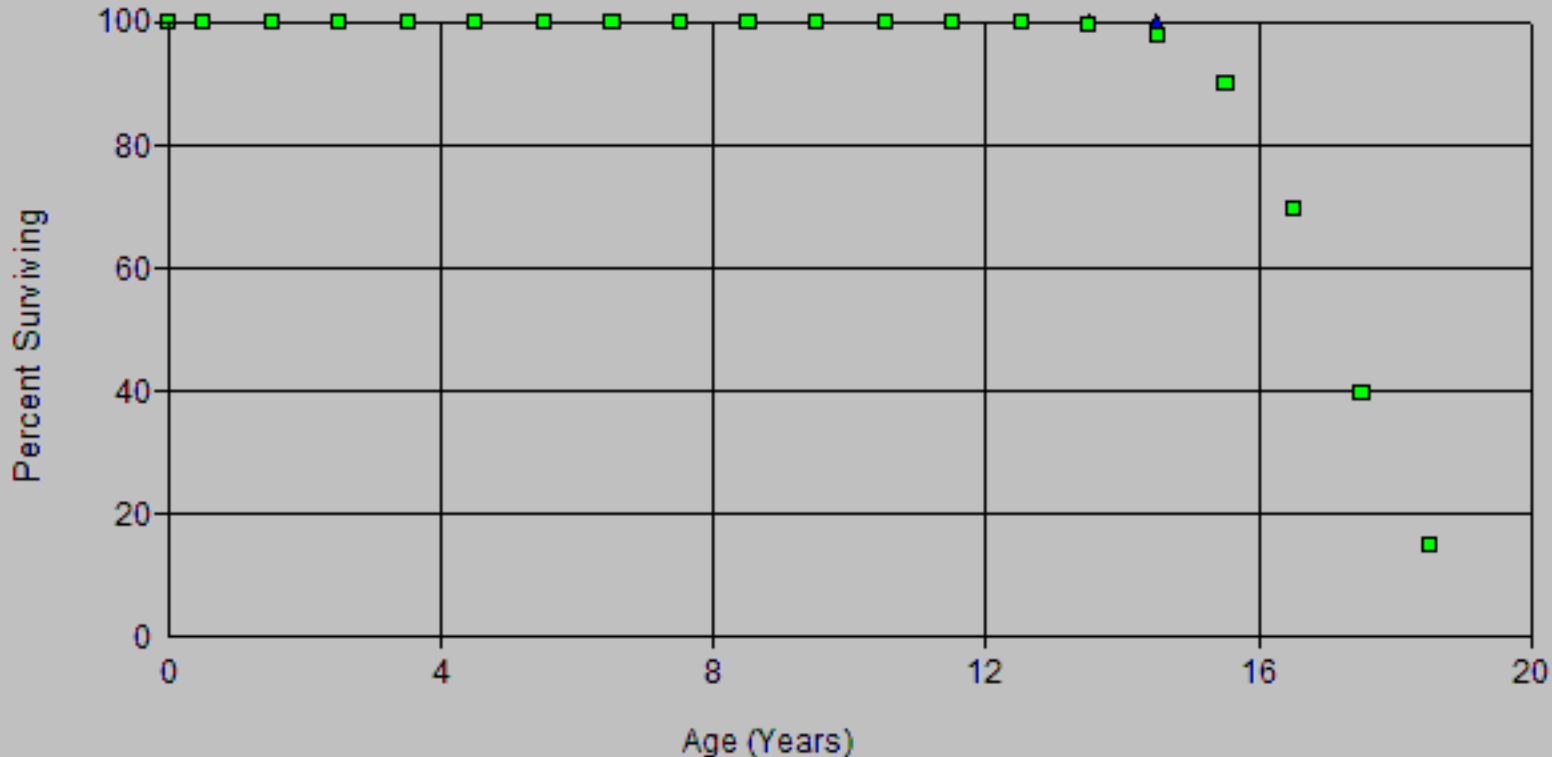
Observation Band	<u>Censoring</u>		Error Sum <u>of Squares</u>	<u>Best Fit</u>	
	Age	Percent		Disp	ASL
1999 -2020	97.5	0.00	0.18904411	R0.5	41.78
2004 -2020	97.5	28.40	0.31978801	L0	55.92
2009 -2020	97.5	24.17	0.33183596	L0	51.33
2014 -2020	97.5	37.89	0.91591807	L0	59.36
2019 -2020	97.5	9.46	0.68838621	L0	36.14

Account: C391.10-Off-Furn & Eq-Other
Scenario: SDGE Actuarial @ 2020

SDG&E
2024 GRC - APB
Depreciation

▲ Actual Data

■ S6 17.00

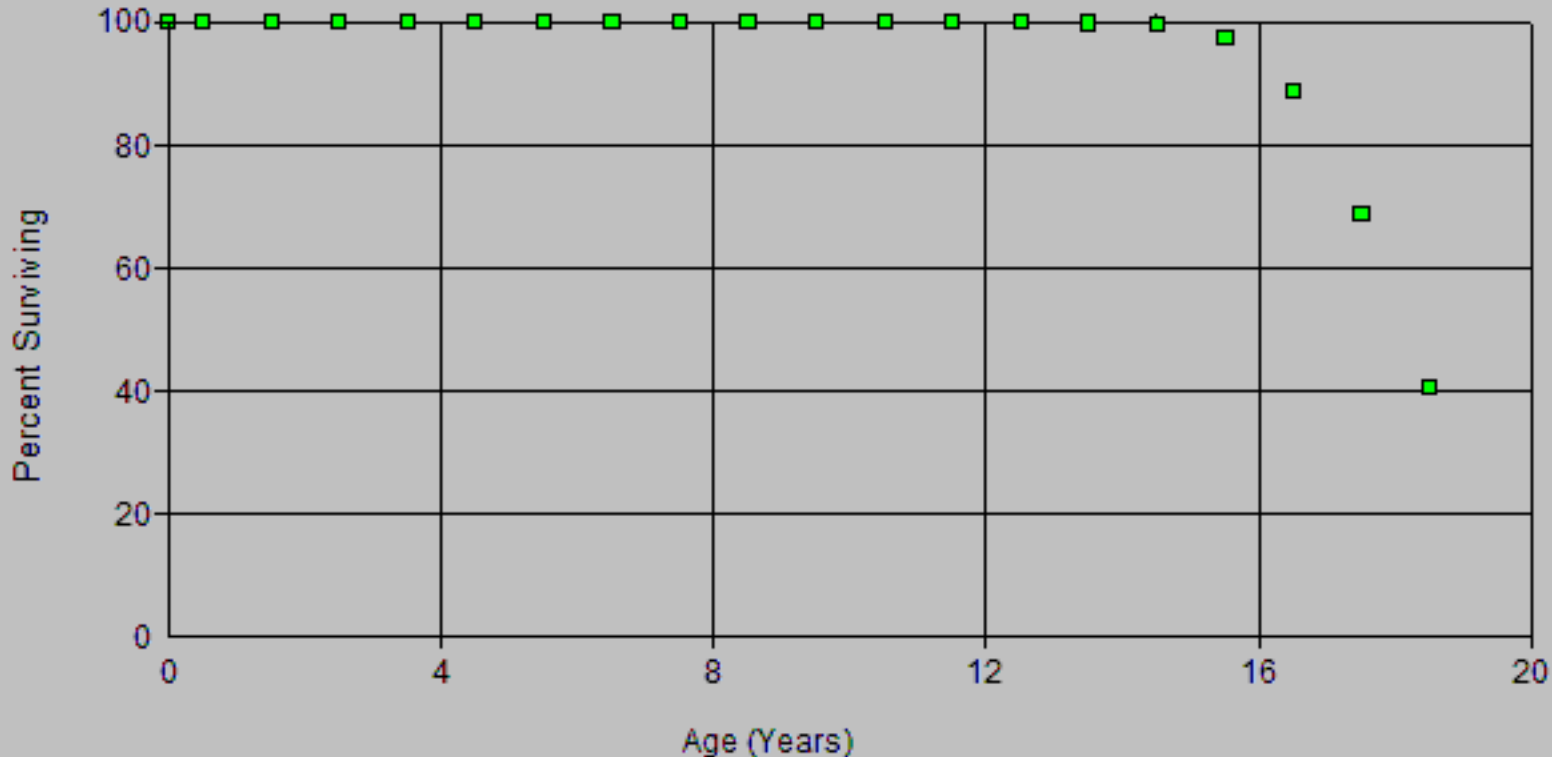


Account: C391.10-Off-Furn & Eq-Other
Scenario: SDGE Actuarial @ 2020

SDG&E
2024 GRC - APD
Depreciation

▲ Actual Data

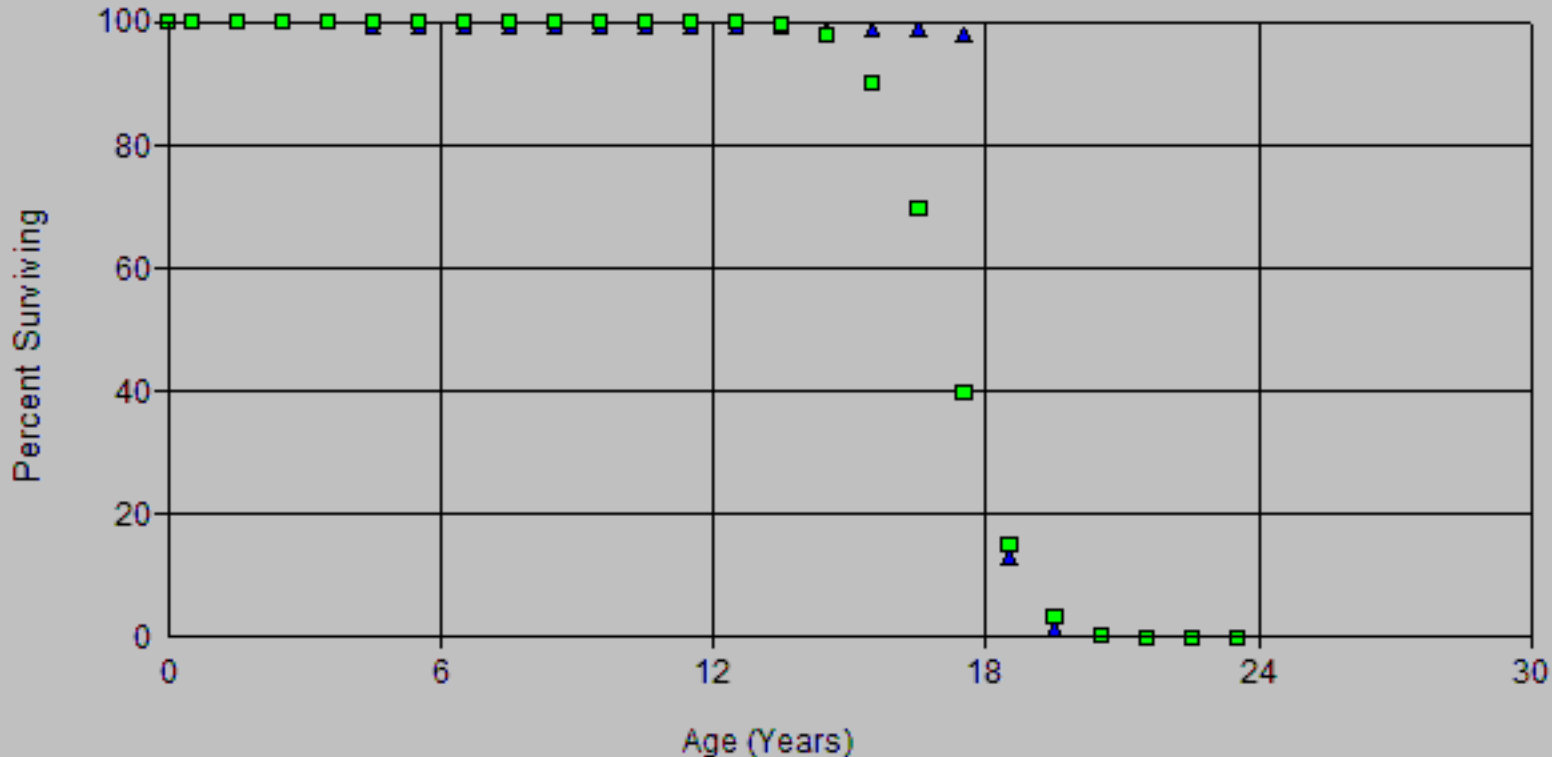
■ S6 18.00



Account: C391.10-Off-Furn & Eq-Other
 Scenario: SDGE Actuarial @ 2020

SDG&E
 2024 GRC - App
 Depreciation

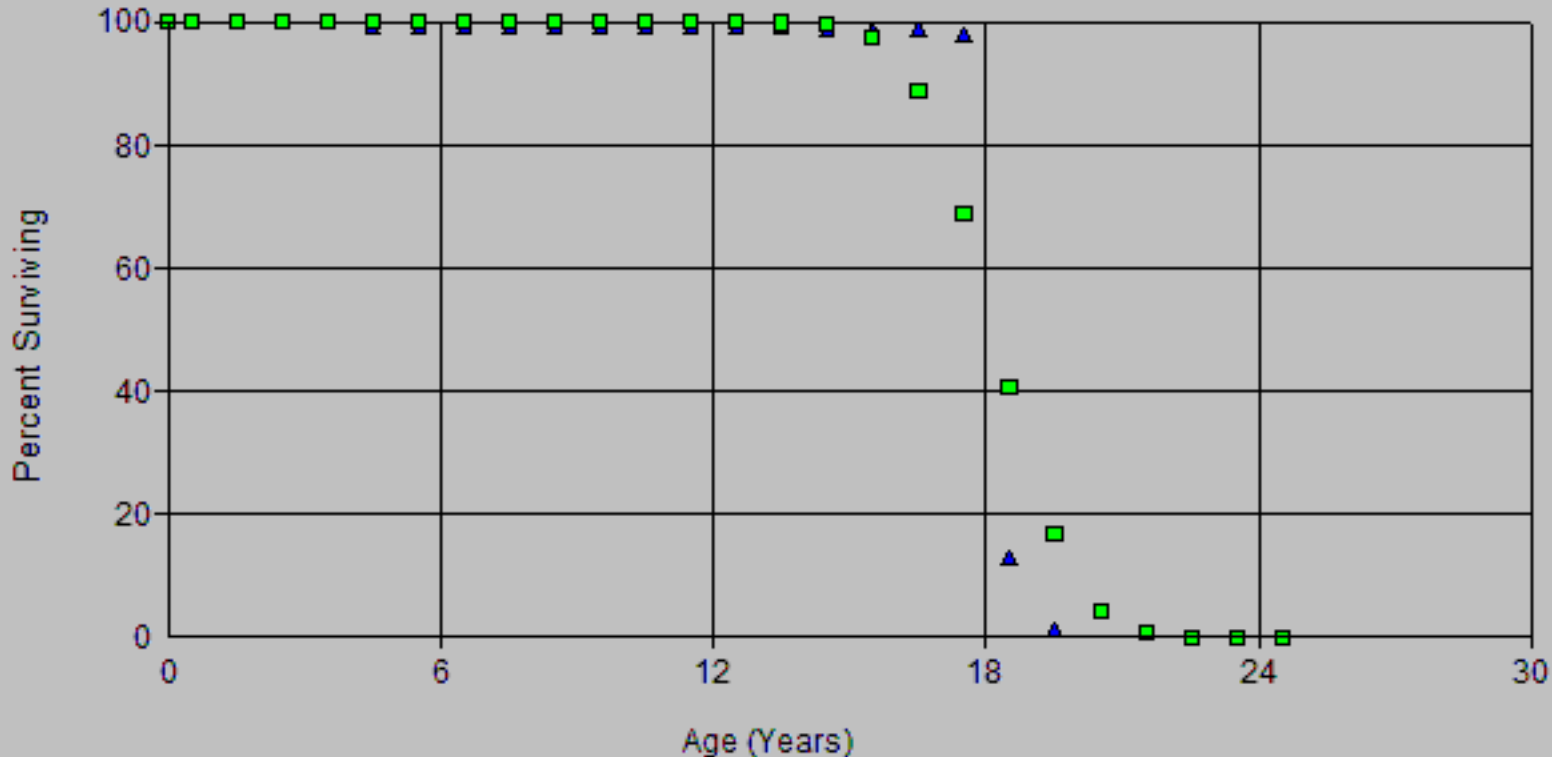
▲ Actual Data ■ S6 17.00



Account: C391.10-Off-Furn & Eq-Other
 Scenario: SDGE Actuarial @ 2020

SDG&E
 2024 GRC - AP
 Depreciation

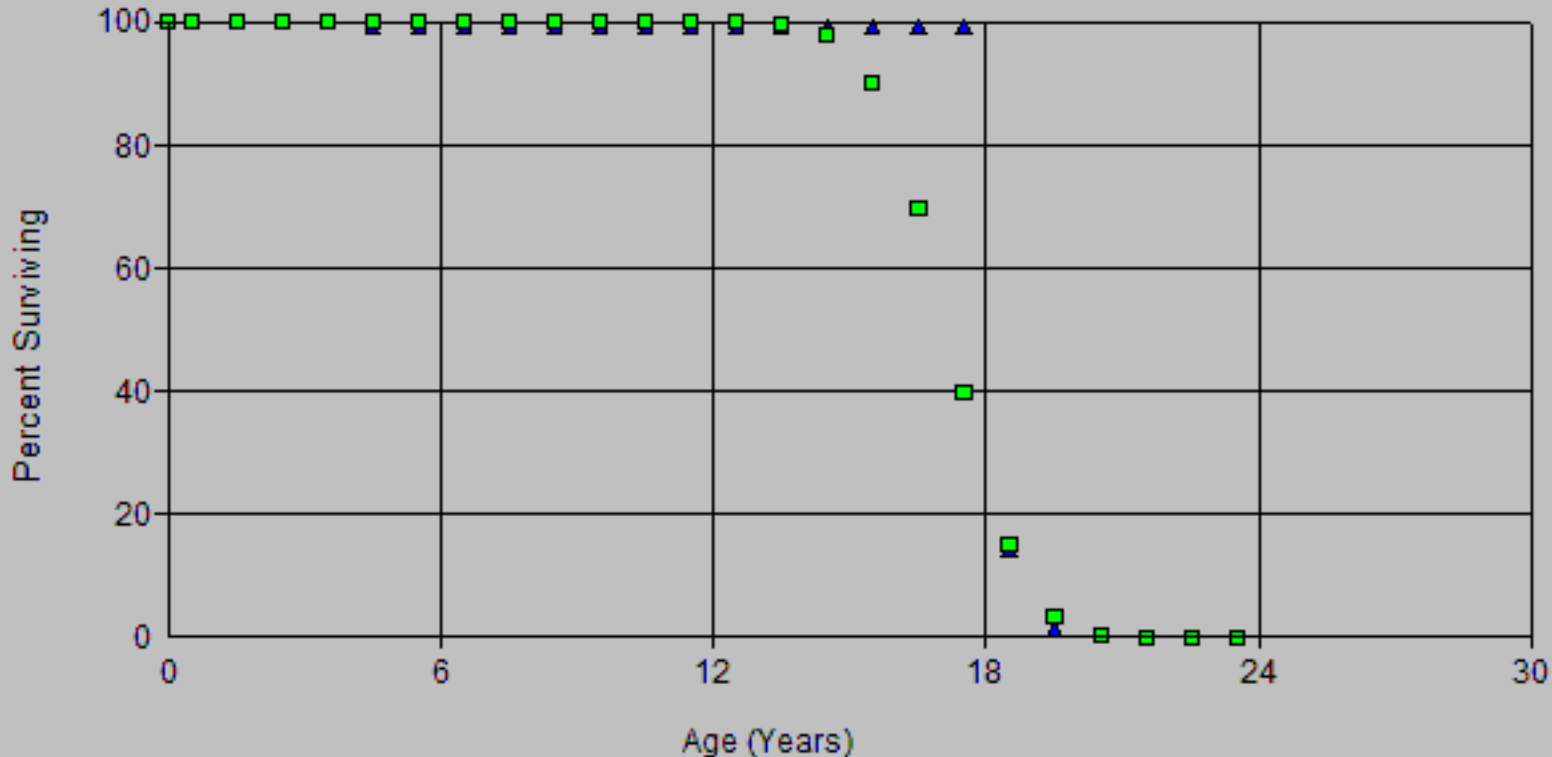
▲ Actual Data ■ S6 18.00



Account: C391.10-Off-Furn & Eq-Other
 Scenario: SDGE Actuarial @ 2020

SDG&E
 2024 GRC - App
 Depreciation

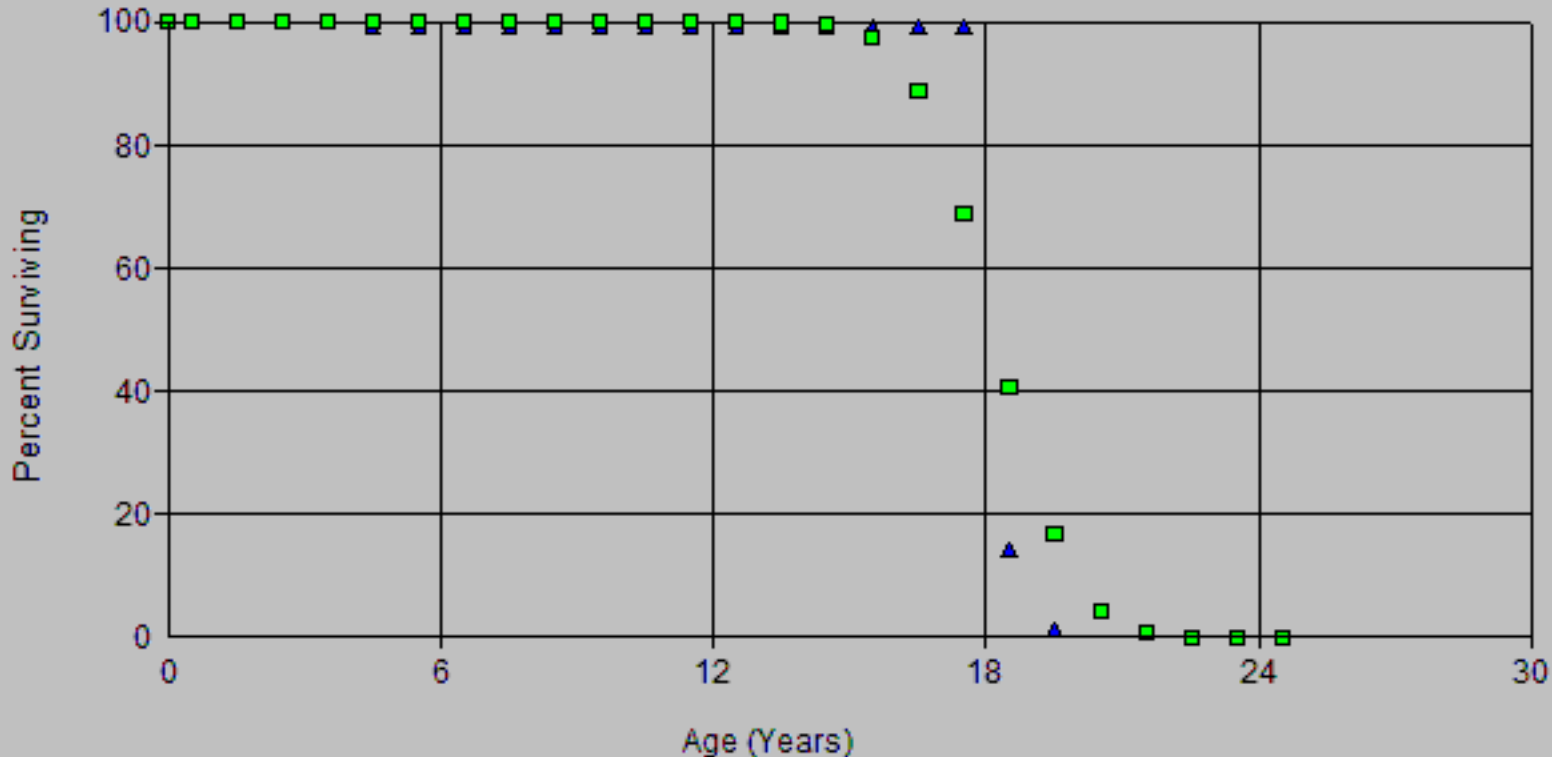
▲ Actual Data ■ S6 17.00



Account: C391.10-Off-Furn & Eq-Other
 Scenario: SDGE Actuarial @ 2020

SDG&E
 2024 GRC - AP
 Depreciation

▲ Actual Data ■ S6 18.00



SDG&E
 Observed Life Table 2024 GRC - APP
 Depreciation

Scenario: SDGE Actuarial @ 2020

Account: C391.10-Offc Furn & Eq-Other

Placement Band: 2006 - 2020

Observation Band: 2006 - 2020

Age at Beginning of Interval	Exposures at Beginning of Interval	Retirements During Interval	Retirement Ratio	Survivor Ratio	Percent Surv at Beginning of Interval
0	38,709,881.42	0.00	0.00000	1.00000	100.00
0.5	32,168,072.96	0.00	0.00000	1.00000	100.00
1.5	31,518,596.04	0.00	0.00000	1.00000	100.00
2.5	25,473,067.29	0.00	0.00000	1.00000	100.00
3.5	18,239,214.96	0.00	0.00000	1.00000	100.00
4.5	17,179,314.91	0.00	0.00000	1.00000	100.00
5.5	16,086,476.67	0.00	0.00000	1.00000	100.00
6.5	15,226,325.62	0.00	0.00000	1.00000	100.00
7.5	8,392,271.26	0.00	0.00000	1.00000	100.00
8.5	3,841,398.33	0.00	0.00000	1.00000	100.00
9.5	3,841,398.33	0.00	0.00000	1.00000	100.00
10.5	3,783,618.94	0.00	0.00000	1.00000	100.00
11.5	3,161,287.49	0.00	0.00000	1.00000	100.00
12.5	599,896.67	0.00	0.00000	1.00000	100.00
13.5	174,064.09	0.00	0.00000	1.00000	100.00
14.5	0.00	0.00	0.00000	0.00000	100.00

Scenario: SDGE Actuarial @ 2020

Account: C391.10-Offc Furn & Eq-Other

Placement Band: 1975 - 2020

Observation Band: 1999 - 2020

Age at Beginning of Interval	Exposures at Beginning of Interval	Retirements During Interval	Retirement Ratio	Survivor Ratio	Percent Surv at Beginning of Interval
0	49,569,460.42	0.00	0.00000	1.00000	100.00
0.5	46,743,608.10	0.00	0.00000	1.00000	100.00
1.5	46,645,898.46	0.00	0.00000	1.00000	100.00
2.5	40,855,726.28	0.00	0.00000	1.00000	100.00
3.5	32,620,324.85	150,714.36	0.00462	0.99538	100.00
4.5	35,223,453.17	31,553.34	0.00090	0.99910	99.54
5.5	38,599,805.16	36,371.35	0.00094	0.99906	99.45
6.5	38,115,343.37	14,084.15	0.00037	0.99963	99.36
7.5	31,527,571.14	8,623.67	0.00027	0.99973	99.32
8.5	27,644,847.09	2,602.91	0.00009	0.99991	99.29
9.5	27,859,055.10	784.41	0.00003	0.99997	99.28
10.5	27,874,222.91	5,639.11	0.00020	0.99980	99.28
11.5	27,341,330.14	11,278.22	0.00041	0.99959	99.26
12.5	25,014,604.11	1,382.74	0.00006	0.99994	99.22
13.5	24,610,854.01	21,585.66	0.00088	0.99912	99.21
14.5	24,424,072.24	1,045.82	0.00004	0.99996	99.13
15.5	22,724,104.41	0.00	0.00000	1.00000	99.12
16.5	22,423,487.69	262,140.25	0.01169	0.98831	99.12
17.5	17,891,092.90	15,485,822.43	0.86556	0.13444	97.96
18.5	2,405,270.47	2,205,270.47	0.91685	0.08315	13.17
19.5	200,000.00	200,000.00	1.00000	0.00000	1.10
20.5	0.00	0.00	0.00000	1.00000	0.00
21.5	276.46	276.46	1.00000	0.00000	
22.5	0.00	0.00	0.00000	1.00000	
23.5	512.76	512.76	1.00000	0.00000	
24.5	0.00	0.00	0.00000	1.00000	

Observed Life Table

Scenario: SDGE Actuarial @ 2020

Account: C391.10-Offc Furn & Eq-Other

Placement Band: 1991 - 2020

Observation Band: 1999 - 2020

Age at Beginning of Interval	Exposures at Beginning of Interval	Retirements During Interval	Retirement Ratio	Survivor Ratio	Percent Surv at Beginning of Interval
0	49,569,460.42	0.00	0.00000	1.00000	100.00
0.5	46,743,608.10	0.00	0.00000	1.00000	100.00
1.5	46,645,898.46	0.00	0.00000	1.00000	100.00
2.5	40,855,726.28	0.00	0.00000	1.00000	100.00
3.5	32,620,324.85	150,714.36	0.00462	0.99538	100.00
4.5	35,223,453.17	31,553.34	0.00090	0.99910	99.54
5.5	38,599,805.16	36,371.35	0.00094	0.99906	99.45
6.5	38,115,343.37	14,084.15	0.00037	0.99963	99.36
7.5	31,527,571.14	8,623.67	0.00027	0.99973	99.32
8.5	26,968,074.54	0.00	0.00000	1.00000	99.29
9.5	26,968,074.54	0.00	0.00000	1.00000	99.29
10.5	26,910,295.15	0.00	0.00000	1.00000	99.29
11.5	26,287,963.70	0.00	0.00000	1.00000	99.29
12.5	23,726,572.88	0.00	0.00000	1.00000	99.29
13.5	23,307,004.67	21,585.66	0.00093	0.99907	99.29
14.5	23,111,354.92	0.00	0.00000	1.00000	99.20
15.5	21,408,350.49	0.00	0.00000	1.00000	99.20
16.5	21,103,795.52	0.00	0.00000	1.00000	99.20
17.5	16,849,696.01	14,444,425.54	0.85725	0.14275	99.20
18.5	2,405,270.47	2,205,270.47	0.91685	0.08315	14.16
19.5	200,000.00	200,000.00	1.00000	0.00000	1.18
20.5	0.00	0.00	0.00000	1.00000	0.00

Actuarial Life Analysis

SDG&E
2024 GRC - APP
Depreciation

Account: C391.10-Offc Furn & Eq-Other

Scenario: SDGE Actuarial @ 2020

Placement Band: 1975 - 2003

Function: Survivorship Annual Rate Method

Weighting: Unweighted

T-Cut: None

Observation Band	<u>Censoring</u>		Error Sum <u>of Squares</u>	<u>Best Fit</u>	
	Age	Percent		Disp	ASL
1999 -2003	28.5	0.00	0.04386515	SQ	16.72
2000 -2004	29.5	29.53	0.56345570	L3	21.22
2001 -2005	30.5	0.00	0.00062638	SQ	17.40
2002 -2006	31.5	0.00	0.12215662	S6	17.66
2003 -2007	32.5	0.00	0.03632835	SQ	17.86
2004 -2008	33.5	0.00	0.00000000	SQ	18.20
2005 -2009	34.5	0.00	0.00000000	SQ	18.20
2006 -2010	35.5	0.00	0.00000810	SQ	18.04
2007 -2011	36.5	0.00	0.00000490	SQ	18.04
2008 -2012	37.5	0.00	0.00000640	SQ	18.04
2009 -2013	38.5	0.00	0.00000490	SQ	18.04
2010 -2014	39.5	1.85	0.33579579	S6	18.44
2011 -2015	40.5	0.00	0.00466489	SQ	18.31
2012 -2016	41.5	0.00	0.00057054	SQ	18.38
2013 -2017	42.5	4.51	0.40624670	S6	19.61
2014 -2018	43.5	0.00	0.10697129	S6	18.62
2015 -2019	44.5	0.00	0.01446028	SQ	18.40
2016 -2020	45.5	0.00	0.03805851	SQ	18.40

Actuarial Life Analysis

SDG&E
2024 GRC - APP
Depreciation

Account: C391.10-Offc Furn & Eq-Other

Scenario: SDGE Actuarial @ 2020

Placement Band: 1975 - 2020

Function: Survivorship Annual Rate Method

Weighting: Unweighted

T-Cut: None

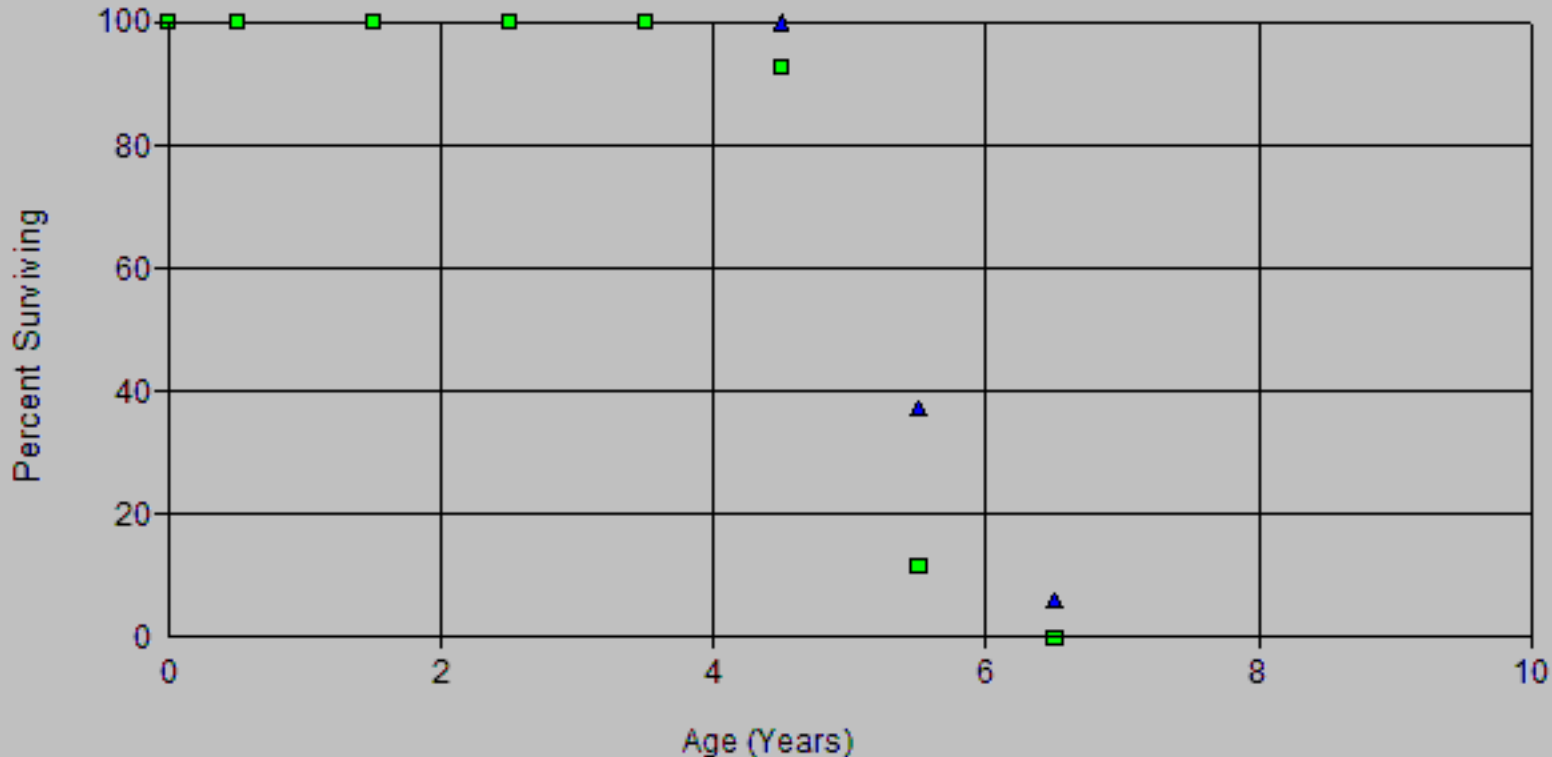
Observation Band	<u>Censoring</u>		Error Sum <u>of Squares</u>	<u>Best Fit</u>	
	Age	Percent		Disp	ASL
1999 -2020	45.5	0.00	0.02668324	SQ	18.37
2004 -2020	45.5	0.00	0.05278774	SQ	18.38
2009 -2020	45.5	0.00	0.06416286	SQ	18.39
2014 -2020	45.5	0.00	0.00554269	SQ	18.36
2019 -2020	45.5	0.00	0.00000000	SQ	18.20

Account: C391.20-016 Furn & Eq-Cmptr
Scenario: SDGE Actuarial @ 2020

SDG&E
2024 CFC - APB
Depreciation

▲ Actual Data

■ S6 5.00



SDG&E
 2024 GRC - APP
 Depreciation

Observed Life Table

Scenario: SDGE Actuarial @ 2020

Account: C391.20-Offc Furn & Eq-Cmptr

Placement Band: 1993 - 2020

Observation Band: 2000 - 2020

Age at Beginning of Interval	Exposures at Beginning of Interval	Retirements During Interval	Retirement Ratio	Survivor Ratio	Percent Surv at Beginning of Interval
0	245,355,845.22	0.00	0.00000	1.00000	100.00
0.5	233,090,384.53	14,072.49	0.00006	0.99994	100.00
1.5	214,013,580.59	0.00	0.00000	1.00000	99.99
2.5	205,552,187.14	0.00	0.00000	1.00000	99.99
3.5	198,236,549.42	11,400.60	0.00006	0.99994	99.99
4.5	205,438,491.10	128,932,544.68	0.62760	0.37240	99.99
5.5	80,572,705.65	67,794,394.55	0.84141	0.15859	37.24
6.5	16,750,882.61	16,750,882.61	1.00000	0.00000	5.91
7.5	0.00	0.00	0.00000	1.00000	0.00

Actuarial Life Analysis

SDG&E
2024 GRC - APP
Depreciation

Account: C391.20-Offc Furn & Eq-Cmptr

Scenario: SDGE Actuarial @ 2020

Placement Band: 1993 - 2004

Function: Survivorship Annual Rate Method

Weighting: Unweighted

T-Cut: None

Observation Band	<u>Censoring</u>		Error Sum <u>of Squares</u>	<u>Best Fit</u>	
	Age	Percent		Disp	ASL
2000 -2004	11.5	0.00	0.01739176	L5	5.83
2001 -2005	12.5	0.00	0.02492693	L5	5.61
2002 -2006	13.5	0.00	0.03167993	S6	5.45
2003 -2007	14.5	0.00	0.01540033	S6	5.35
2004 -2008	15.5	0.00	0.00000000	SQ	5.39
2005 -2009	16.5	0.00	0.00000000	SQ	5.39
2006 -2010	17.5	0.00	0.00000000	SQ	5.39
2007 -2011	18.5	0.00	0.00000000	SQ	5.39
2008 -2012	19.5	0.00	0.00000000	SQ	5.39
2009 -2013	20.5	0.00	0.00000000	SQ	5.39
2010 -2014	21.5	77.17	0.14537438	R0.5	26.38
2011 -2015	22.5	0.00	0.00992506	S6	5.91
2012 -2016	23.5	0.00	0.00320356	SQ	5.99
2013 -2017	24.5	0.00	0.00246458	S6	5.78
2014 -2018	25.5	0.00	0.00174636	S6	5.72
2015 -2019	26.5	0.00	0.00307007	S6	5.38
2016 -2020	27.5	0.00	0.00545660	S6	5.23

Actuarial Life Analysis

SDG&E
2024 GRC - APP
Depreciation

Account: C391.20-Offc Furn & Eq-Cmptr

Scenario: SDGE Actuarial @ 2020

Placement Band: 1993 - 2020

Function: Survivorship Annual Rate Method

Weighting: Unweighted

T-Cut: None

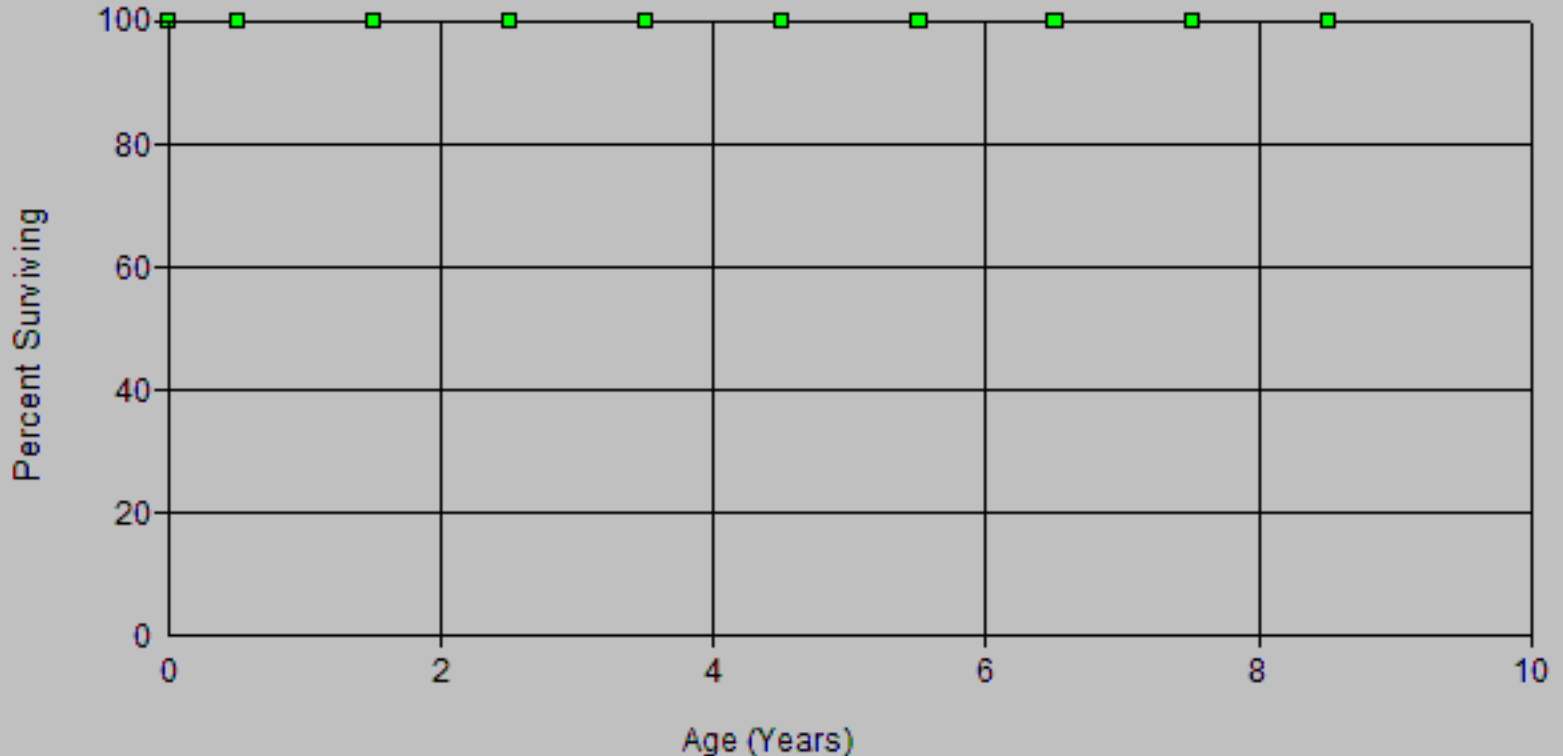
Observation Band	<u>Censoring</u>		Error Sum <u>of Squares</u>	<u>Best Fit</u>	
	Age	Percent		Disp	ASL
2000 -2020	27.5	0.00	0.01460206	S6	5.48
2005 -2020	27.5	0.00	0.00314237	S6	5.37
2010 -2020	27.5	0.00	0.00213007	S6	5.58
2015 -2020	27.5	0.00	0.00316262	S6	5.37
2020 -2020	27.5	0.00	0.00000000	SQ	5.39

Account: C392.10 - Trans Eq - Autos
Scenario: SDGE Actuarial @ 2020

SDG&E
2024 GRC - APR
Depreciation

▲ Actual Data

■ SQ 10.00

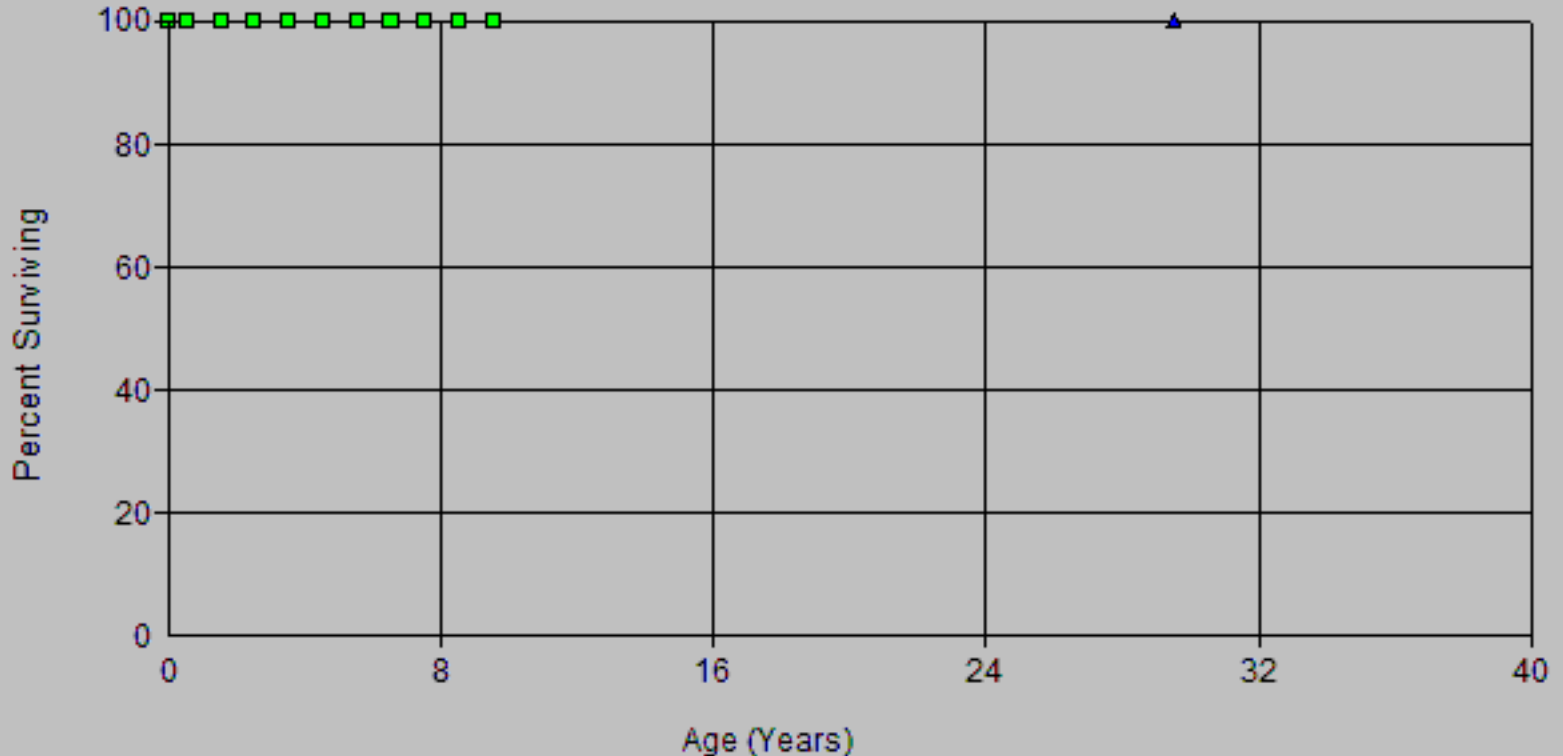


Account: C392.10 - Trans Eq - Autos
Scenario: SDGE Actuarial @ 2020

SDG&E
2024 GRC APR
Depreciation

▲ Actual Data

■ SQ 10.00



Scenario: SDGE Actuarial @ 2020
Account: C392.10 - Trans Eq - Autos
Placement Band: 2001 - 2020

Observation Band: 2017 - 2020

Age at Beginning of Interval	Exposures at Beginning of Interval	Retirements During Interval	Retirement Ratio	Survivor Ratio	Percent Surv at Beginning of Interval
0.5	338,385.42	0.00	0.00000	1.00000	100.00
1.5	406,418.22	0.00	0.00000	1.00000	100.00
2.5	406,418.22	0.00	0.00000	1.00000	100.00
3.5	406,418.22	0.00	0.00000	1.00000	100.00
4.5	68,032.80	0.00	0.00000	1.00000	100.00
5.5	0.00	0.00	0.00000	0.00000	100.00

Scenario: SDGE Actuarial @ 2020
Account: C392.10 - Trans Eq - Autos
Placement Band: 1987 - 2020

Observation Band: 2017 - 2020

Age at Beginning of Interval	Exposures at Beginning of Interval	Retirements During Interval	Retirement Ratio	Survivor Ratio	Percent Surv at Beginning of Interval
0.5	338,385.42	0.00	0.00000	1.00000	100.00
1.5	406,418.22	0.00	0.00000	1.00000	100.00
2.5	406,418.22	0.00	0.00000	1.00000	100.00
3.5	406,418.22	0.00	0.00000	1.00000	100.00
4.5	68,032.80	0.00	0.00000	1.00000	100.00
29.5	33,942.29	33,942.29	1.00000	0.00000	100.00
30.5	0.00	0.00	0.00000	1.00000	0.00

Actuarial Life Analysis

SDG&E
2024 GRC - APP
Depreciation

Account: C392.10 - Trans Eq - Autos

Scenario: SDGE Actuarial @ 2020

Placement Band: 1987 - 2017

Function: Survivorship Annual Rate Method

Weighting: Unweighted

T-Cut: None

Observation	<u>Censoring</u>		Error Sum	<u>Best Fit</u>	
Band	Age	Percent	<u>of Squares</u>	Disp	ASL
2017 -2017		0.00			
2018 -2018		0.00			
2019 -2019		0.00			
2020 -2020		0.00			

Actuarial Life Analysis

SDG&E
2024 GRC - APP
Depreciation

Account: C392.10 - Trans Eq - Autos

Scenario: SDGE Actuarial @ 2020

Placement Band: 1987 - 2020

Function: Survivorship Annual Rate Method

Weighting: Unweighted

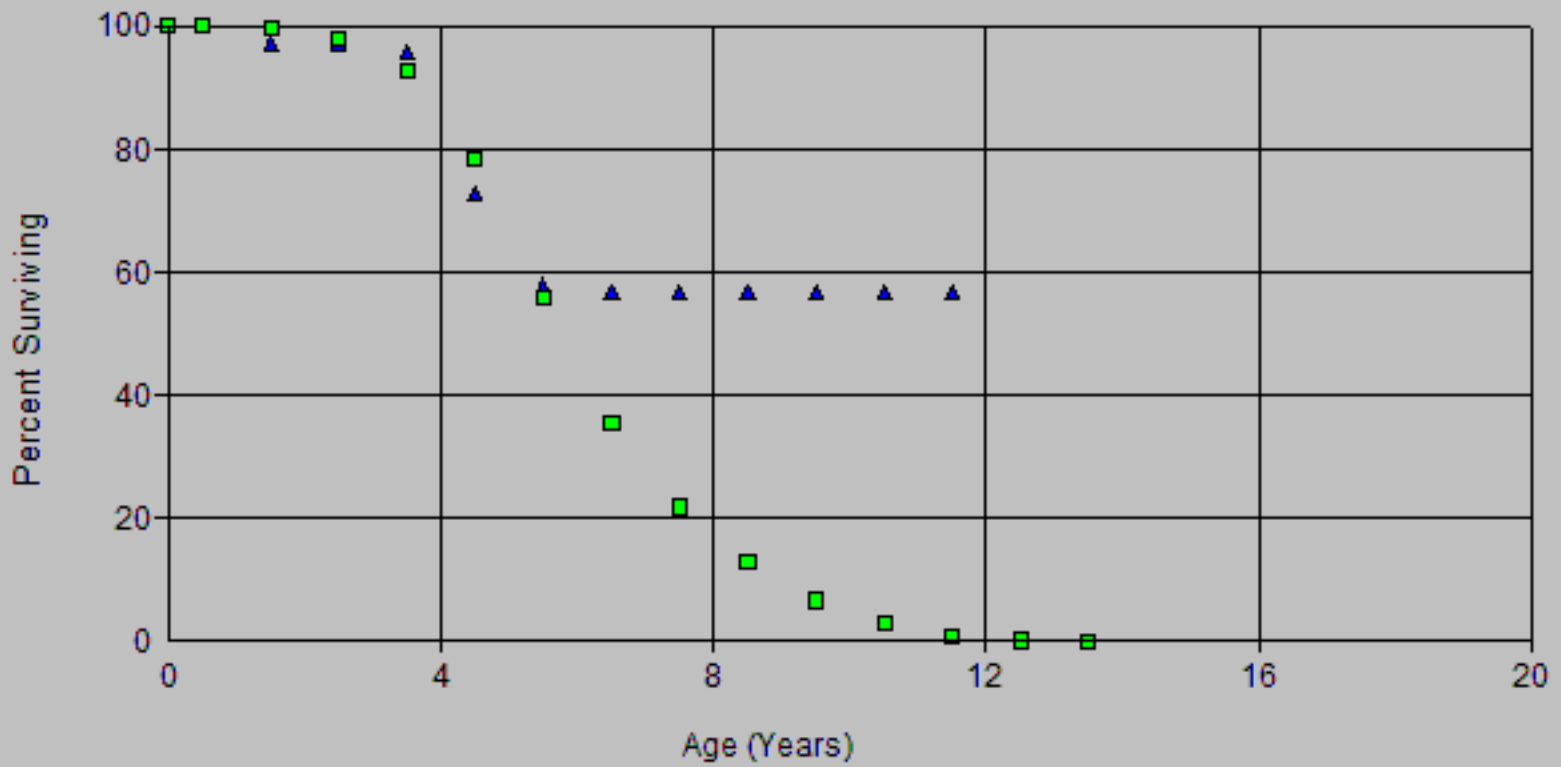
T-Cut: None

Observation	<u>Censoring</u>		Error Sum	<u>Best Fit</u>	
Band	Age	Percent	<u>of Squares</u>	Disp	ASL
2017 -2020		0.00			
2018 -2020		0.00			
2019 -2020		0.00			
2020 -2020		0.00			

Account: C392.11 - Trans Eq-Lease Autos (SL)
 Scenario: SDGE Actuarial @ 2020

SDG&E
 2024 GRC - APD
 Depreciation

▲ Actual Data ■ L3 6.00



Observed Life Table

Scenario: SDGE Actuarial @ 2020

Account: C392.11 - Trans Eq-Lease Autos (SL)

Placement Band: 2009 - 2020

Observation Band: 2014 - 2020

Age at Beginning of Interval	Exposures at Beginning of Interval	Retirements During Interval	Retirement Ratio	Survivor Ratio	Percent Surv at Beginning of Interval
0	2,115,754.07	0.00	0.00000	1.00000	100.00
0.5	2,513,577.12	65,967.41	0.02624	0.97376	100.00
1.5	2,869,467.15	0.00	0.00000	1.00000	97.38
2.5	2,869,467.15	39,512.88	0.01377	0.98623	97.38
3.5	4,825,098.82	1,166,647.61	0.24179	0.75821	96.04
4.5	9,559,496.50	1,963,160.81	0.20536	0.79464	72.82
5.5	7,096,040.36	129,244.77	0.01821	0.98179	57.86
6.5	6,730,192.42	0.00	0.00000	1.00000	56.81
7.5	6,437,849.66	0.00	0.00000	1.00000	56.81
8.5	6,015,992.22	0.00	0.00000	1.00000	56.81
9.5	6,015,992.22	0.00	0.00000	1.00000	56.81
10.5	4,095,708.98	0.00	0.00000	1.00000	56.81
11.5	0.00	0.00	0.00000	0.00000	56.81

Actuarial Life Analysis

Account: C392.11 - Trans Eq-Lease Autos (SL)
 Scenario: SDGE Actuarial @ 2020
 Placement Band: 2009 - 2018
 Function: Survivorship Annual Rate Method
 Weighting: Unweighted
 T-Cut: None

Observation Band	<u>Censoring</u>		Error Sum <u>of Squares</u>	<u>Best Fit</u>	
	Age	Percent		Disp	ASL
2014 -2018	9.5	51.37	0.07649390	L0	8.99
2015 -2019	10.5	95.93	0.00046457	R0.5	85.10
2016 -2020	11.5	98.39	0.00030167	R0.5	184.56

Actuarial Life Analysis

Account: C392.11 - Trans Eq-Lease Autos (SL)
 Scenario: SDGE Actuarial @ 2020
 Placement Band: 2009 - 2020
 Function: Survivorship Annual Rate Method
 Weighting: Unweighted
 T-Cut: None

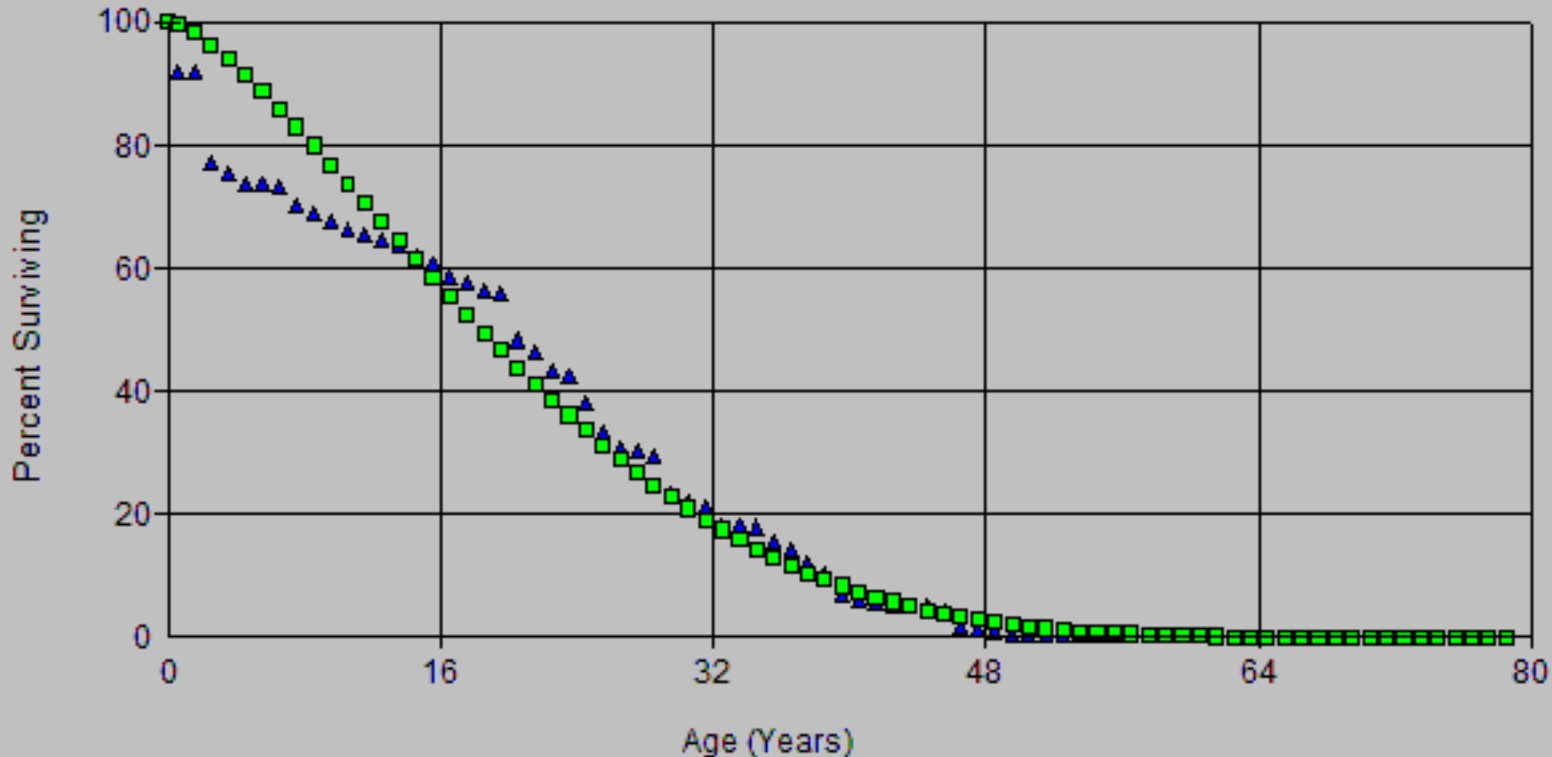
Observation Band	<u>Censoring</u>		Error Sum <u>of Squares</u>	<u>Best Fit</u>	
	Age	Percent		Disp	ASL
2014 -2020	11.5	56.81	0.10168727	L0	10.83
2019 -2020		56.81			

Account: C392.20-Transprt Eqp-Trailer
Scenario: SDGE Actuarial @ 2020

SDG&E
2024 GRC App
Depreciation

▲ Actual Data

■ L0 20.00

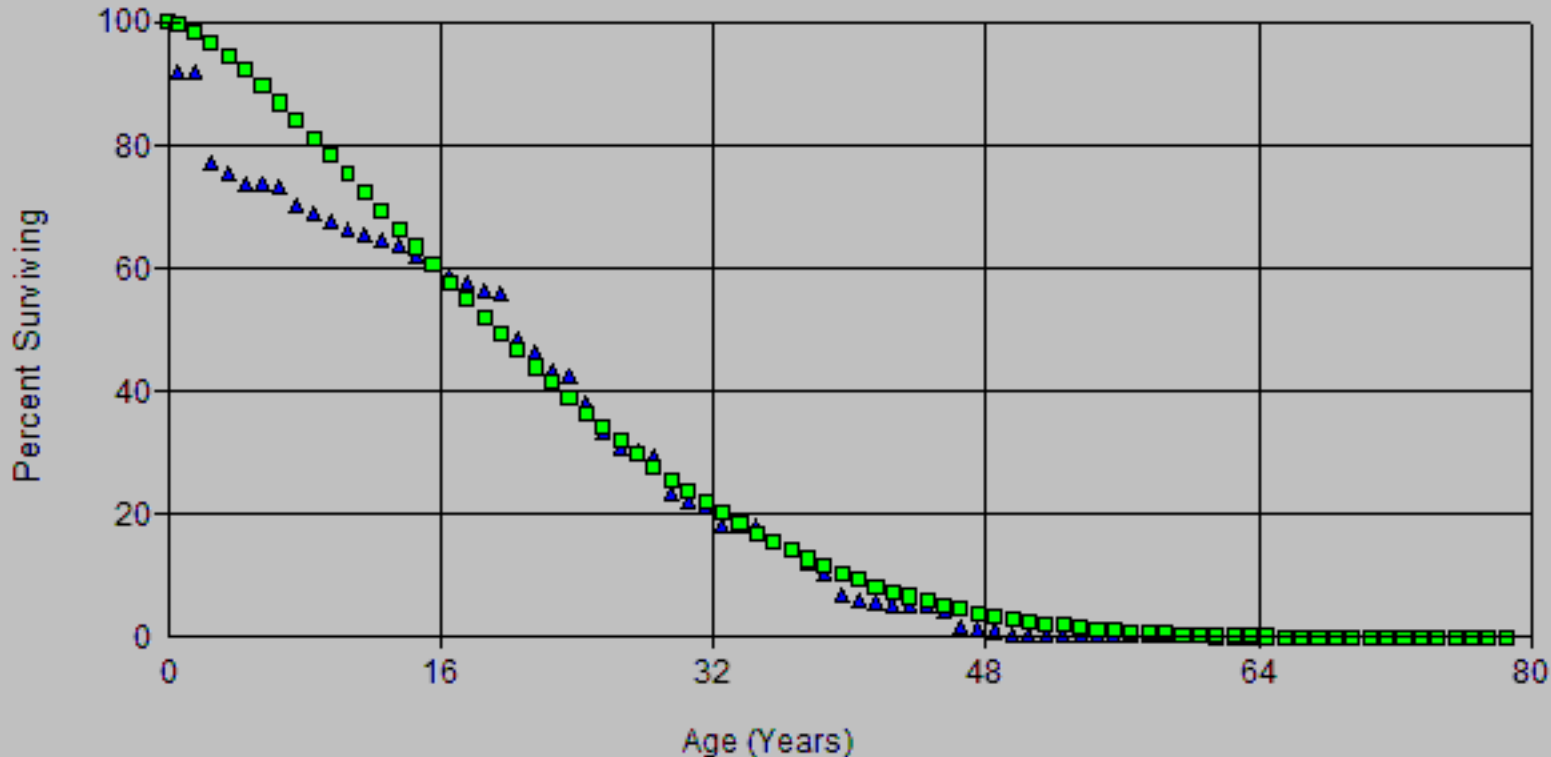


Account: C392.20-Transprt Eqp-Trailer
Scenario: SDGE Actuarial @ 2020

SDG&E
2024 GRF - App
Depreciation

▲ Actual Data

■ L0 21.00

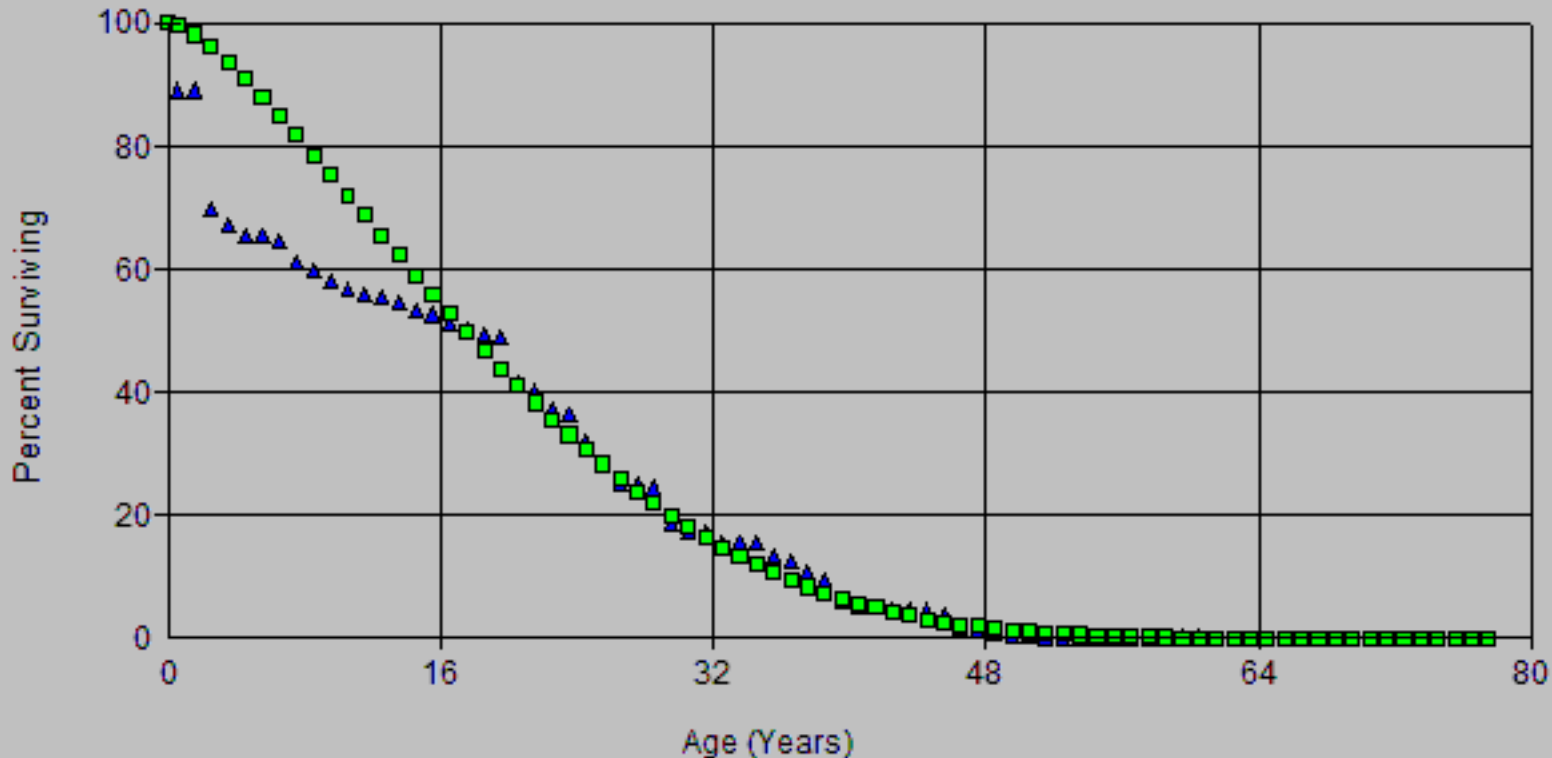


Account: C392.20-Transprt Eqp-Trailer
Scenario: SDGE Actuarial @ 2020

SDG&E
2024 GRF - App
Depreciation

▲ Actual Data

■ L0 19.00

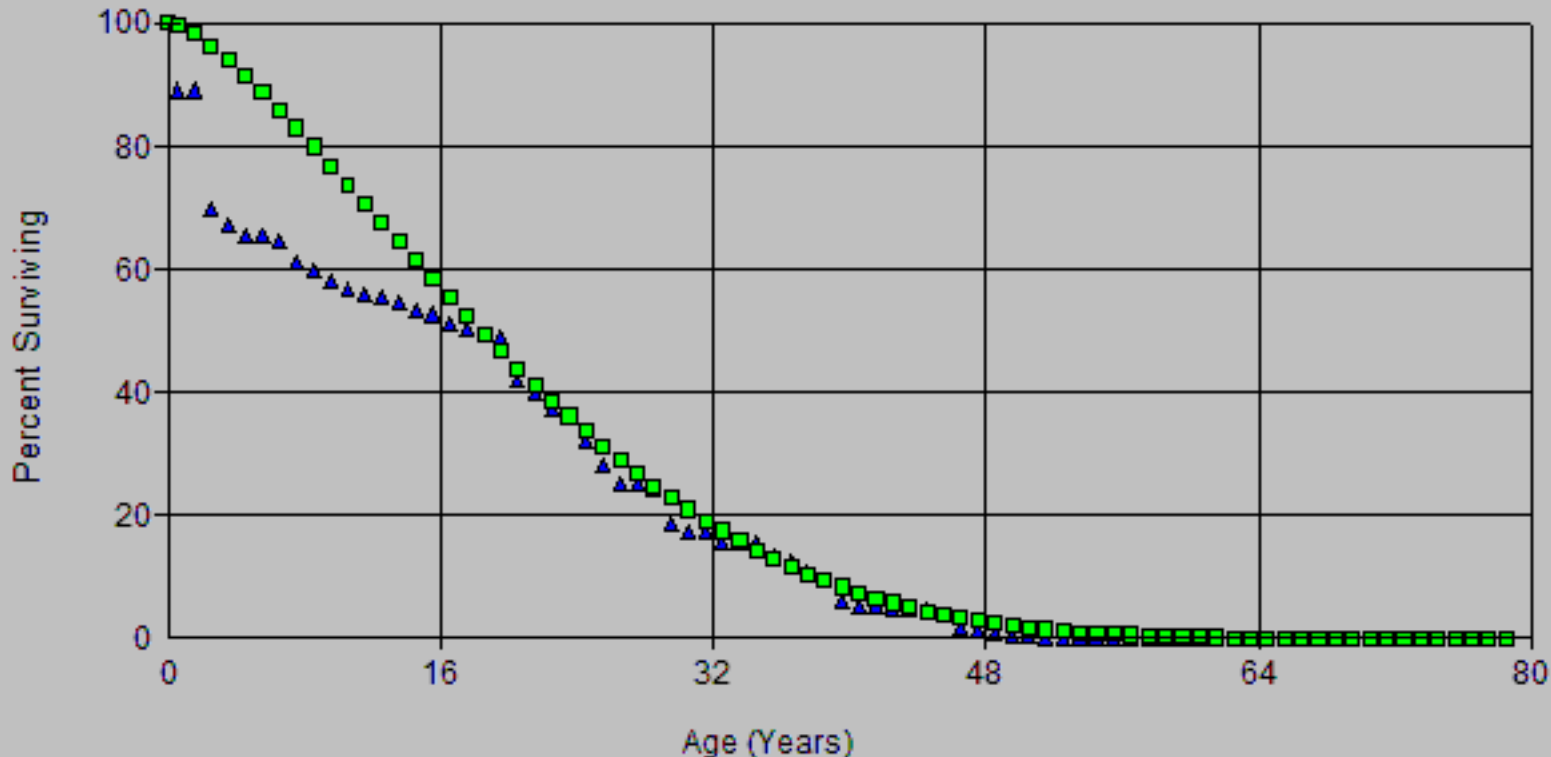


Account: C392.20-Transprt Eqp-Trailer
Scenario: SDGE Actuarial @ 2020

SDG&E
2024 GRF - App
Depreciation

▲ Actual Data

■ L0 20.00

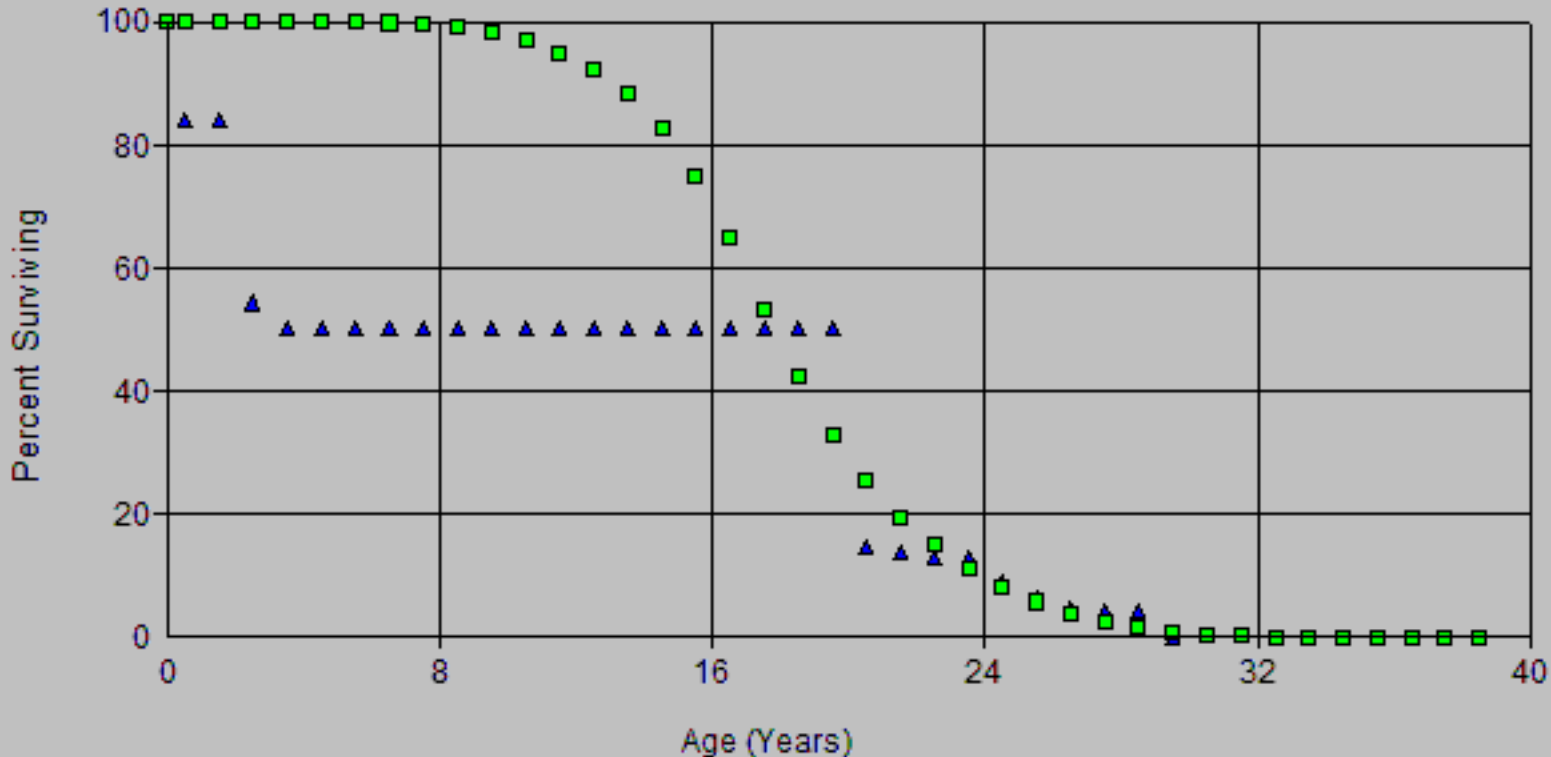


Account: C392.20-Transportn Eq-Trailer
 Scenario: SDGE Actuarial @ 2020

SDG&E
 2024 GRC App
 Depreciation

▲ Actual Data

■ L4 18.00

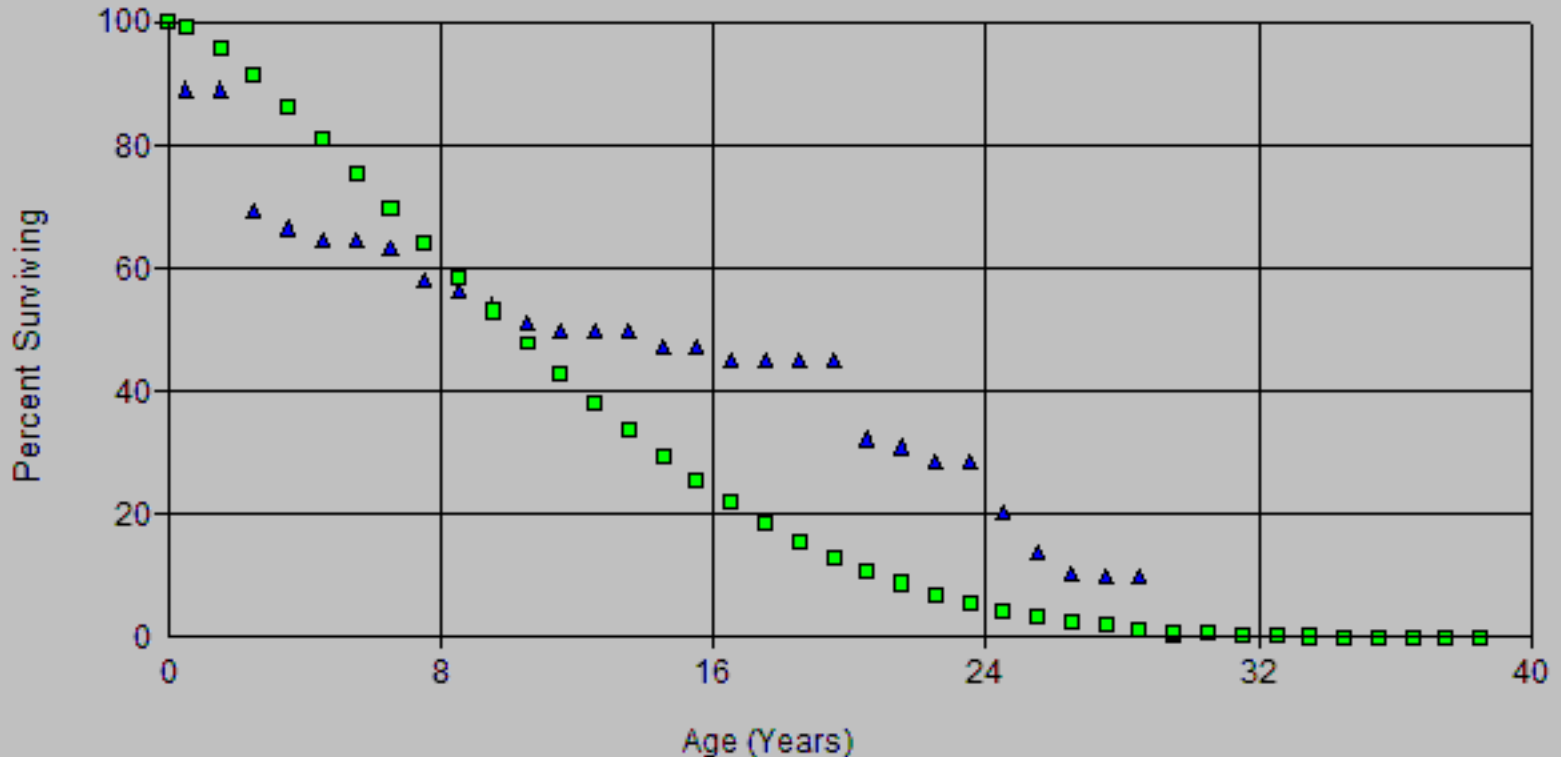


Account: C392.20-Transprt Eqp-Trailer
 Scenario: SDGE Actuarial @ 2020

SDG&E
 2024 GRF - App
 Depreciation

▲ Actual Data

■ L0 11.00

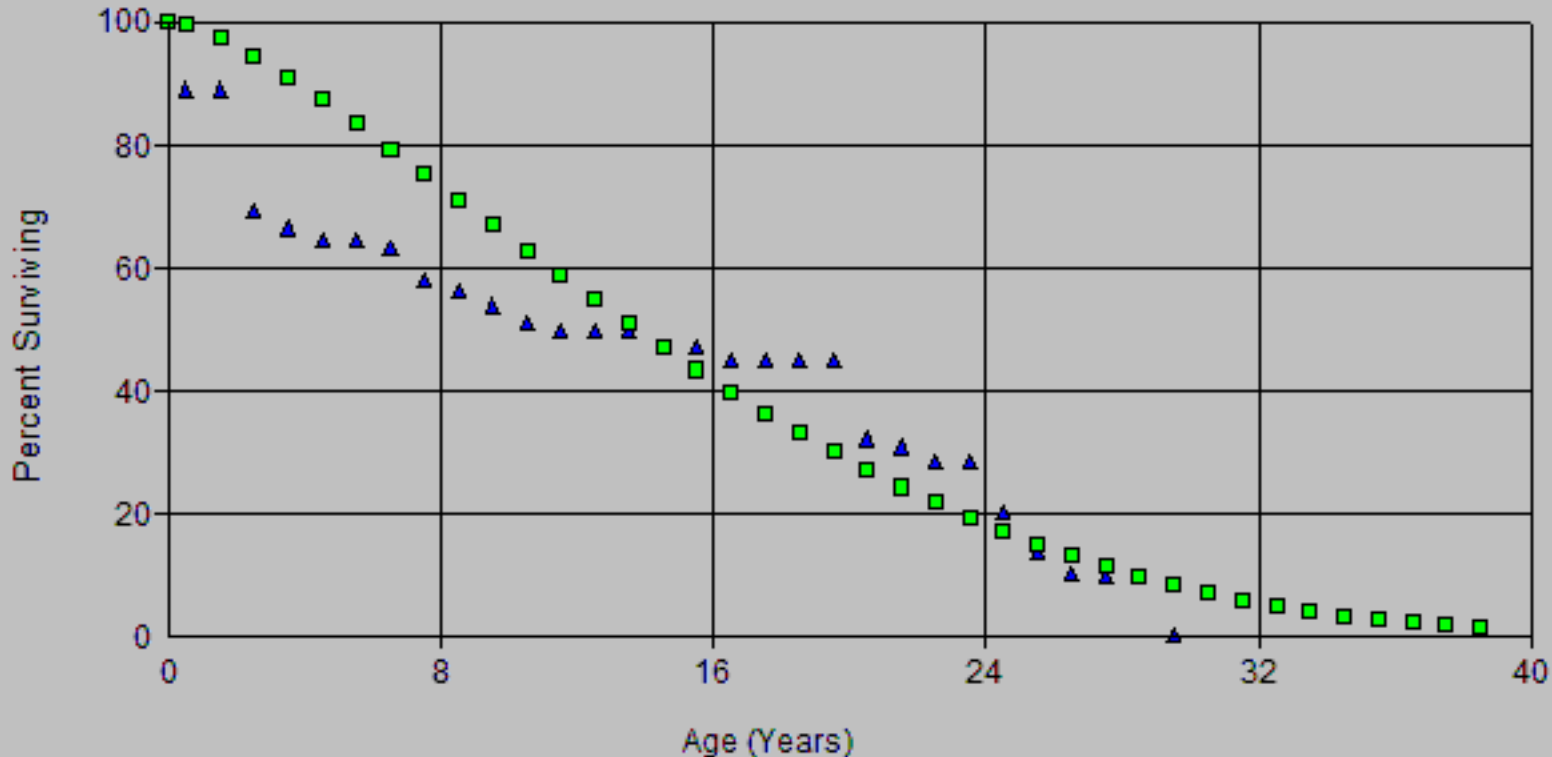


Account: C392.20-Transportn Eq-Trailer
 Scenario: SDGE Actuarial @ 2020

SDG&E
 2024 GRF / App
 Depreciation

▲ Actual Data

■ L0 15.00

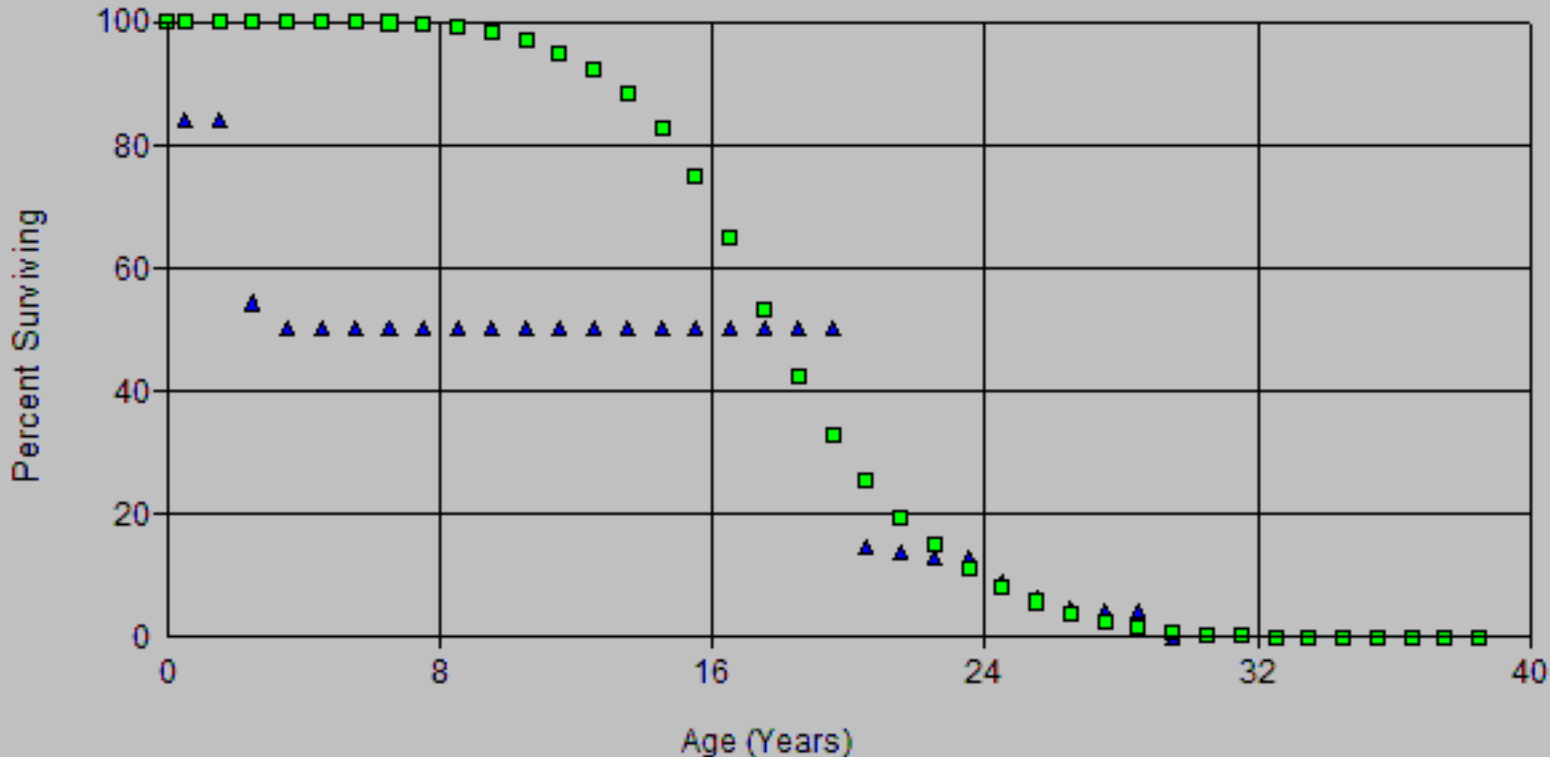


Account: C392.20-Transprt Eqp-Trailer
 Scenario: SDGE Actuarial @ 2020

SDG&E
 2024 GRF App
 Depreciation

▲ Actual Data

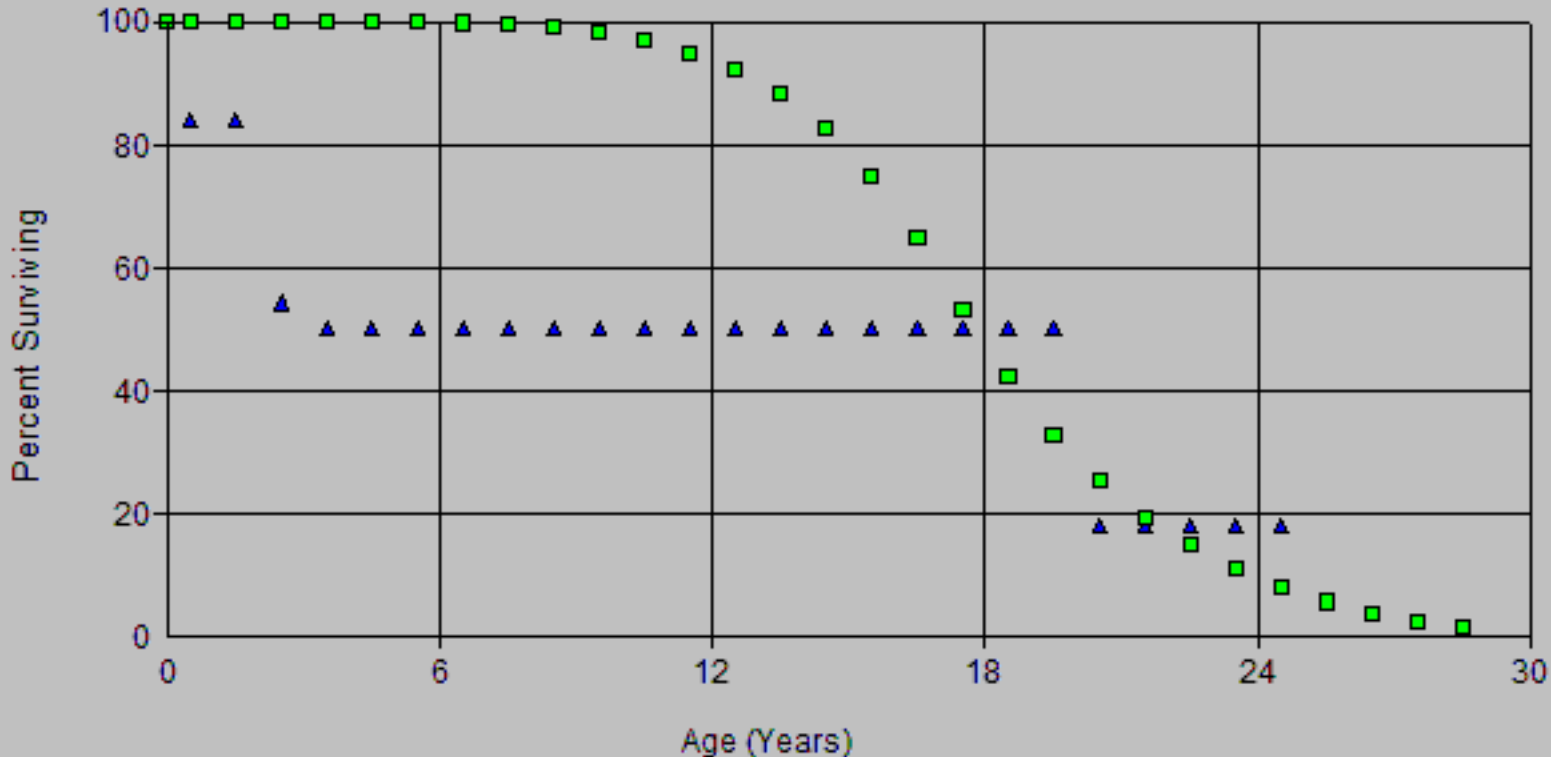
■ L4 18.00



Account: C392.20-Transportn Eq-Trailer
 Scenario: SDGE Actuarial @ 2020

SDG&E
 2024 GRC App
 Depreciation

▲ Actual Data ■ L4 18.00



Scenario: SDGE Actuarial @ 2020
 Account: C392.20-Transprt Eq-Trailer
 Placement Band: 1916 - 2020

Observed Life Table
 SDG&E
 2024 GRC - APP
 Depreciation

Observation Band: 1947 - 2020

Age at Beginning of Interval	Exposures at Beginning of Interval	Retirements During Interval	Retirement Ratio	Survivor Ratio	Percent Surv at Beginning of Interval
0	603,715.38	49,012.00	0.08118	0.91882	100.00
0.5	568,761.38	0.00	0.00000	1.00000	91.88
1.5	576,958.38	91,619.00	0.15880	0.84120	91.88
2.5	470,402.38	11,868.00	0.02523	0.97477	77.29
3.5	458,534.38	9,304.00	0.02029	0.97971	75.34
4.5	342,294.66	0.00	0.00000	1.00000	73.81
5.5	342,574.66	3,252.00	0.00949	0.99051	73.81
6.5	341,755.66	14,043.00	0.04109	0.95891	73.11
7.5	330,712.66	5,178.00	0.01566	0.98434	70.11
8.5	331,209.66	6,312.00	0.01906	0.98094	69.01
9.5	324,897.66	7,025.00	0.02162	0.97838	67.69
10.5	317,872.66	3,659.00	0.01151	0.98849	66.23
11.5	314,446.66	3,407.00	0.01083	0.98917	65.47
12.5	311,039.66	4,272.00	0.01373	0.98627	64.76
13.5	308,796.66	9,854.00	0.03191	0.96809	63.87
14.5	298,942.66	6,194.00	0.02072	0.97928	61.83
15.5	293,383.66	8,676.00	0.02957	0.97043	60.55
16.5	286,577.66	4,674.00	0.01631	0.98369	58.76
17.5	292,329.66	6,601.00	0.02258	0.97742	57.80
18.5	291,567.66	2,980.00	0.01022	0.98978	56.50
19.5	290,867.66	39,483.52	0.13574	0.86426	55.92
20.5	253,018.14	10,854.00	0.04290	0.95710	48.33
21.5	246,352.14	15,247.00	0.06189	0.93811	46.26
22.5	234,084.14	4,088.00	0.01746	0.98254	43.39
23.5	237,844.14	25,643.00	0.10781	0.89219	42.64
24.5	215,855.14	26,083.98	0.12084	0.87916	38.04
25.5	191,623.16	16,514.00	0.08618	0.91382	33.44
26.5	175,885.16	2,356.95	0.01340	0.98660	30.56
27.5	173,528.21	4,584.00	0.02642	0.97358	30.15
28.5	169,074.21	34,780.08	0.20571	0.79429	29.35
29.5	134,294.13	6,061.09	0.04513	0.95487	23.32
30.5	128,496.04	6,836.00	0.05320	0.94680	22.26
31.5	121,660.04	16,593.00	0.13639	0.86361	21.08
32.5	105,067.04	352.00	0.00335	0.99665	18.20
33.5	104,715.04	1,082.00	0.01033	0.98967	18.14
34.5	103,633.04	13,997.00	0.13506	0.86494	17.96
35.5	89,636.04	7,979.00	0.08902	0.91098	15.53
36.5	81,657.04	12,008.00	0.14705	0.85295	14.15
37.5	69,649.04	9,223.00	0.13242	0.86758	12.07
38.5	60,426.04	21,297.00	0.35245	0.64755	10.47
39.5	39,129.04	4,671.00	0.11937	0.88063	6.78
40.5	34,458.04	1,749.00	0.05076	0.94924	5.97
41.5	32,709.04	1,730.00	0.05289	0.94711	5.67
42.5	30,979.04	130.00	0.00420	0.99580	5.37
43.5	30,849.04	1,852.00	0.06003	0.93997	5.35
44.5	28,997.04	3,797.00	0.13094	0.86906	5.02
45.5	25,200.04	14,490.56	0.57502	0.42498	4.37
46.5	10,709.48	2,417.31	0.22572	0.77428	1.86
47.5	8,292.17	2,220.17	0.26774	0.73226	1.44
48.5	6,072.00	3,070.00	0.50560	0.49440	1.05
49.5	3,002.00	0.00	0.00000	1.00000	0.52
50.5	3,002.00	1,725.00	0.57462	0.42538	0.52
51.5	1,277.00	0.00	0.00000	1.00000	0.22
52.5	1,277.00	0.00	0.00000	1.00000	0.22

Scenario: SDGE Actuarial @ 2020

Account: C392.20-Transprt Eq-Trailer

Placement Band: 1916 - 2020

Observation Band: 1947 - 2020

Age at Beginning of Interval	Exposures at Beginning of Interval	Retirements During Interval	Retirement Ratio	Survivor Ratio	Percent Surv at Beginning of Interval
53.5	1,277.00	0.00	0.00000	1.00000	0.22
54.5	1,277.00	0.00	0.00000	1.00000	0.22
55.5	1,277.00	0.00	0.00000	1.00000	0.22
56.5	1,277.00	0.00	0.00000	1.00000	0.22
57.5	1,277.00	0.00	0.00000	1.00000	0.22
58.5	1,277.00	0.00	0.00000	1.00000	0.22
59.5	1,277.00	0.00	0.00000	1.00000	0.22
60.5	1,277.00	1,138.00	0.89115	0.10885	0.22
61.5	139.00	0.00	0.00000	1.00000	0.02
62.5	139.00	0.00	0.00000	1.00000	0.02
63.5	139.00	0.00	0.00000	1.00000	0.02
64.5	139.00	0.00	0.00000	1.00000	0.02
65.5	139.00	0.00	0.00000	1.00000	0.02
66.5	139.00	0.00	0.00000	1.00000	0.02
67.5	139.00	0.00	0.00000	1.00000	0.02
68.5	139.00	0.00	0.00000	1.00000	0.02
69.5	139.00	0.00	0.00000	1.00000	0.02
70.5	139.00	0.00	0.00000	1.00000	0.02
71.5	139.00	139.00	1.00000	0.00000	0.02
72.5	0.00	0.00	0.00000	1.00000	0.00

Scenario: SDGE Actuarial @ 2020
Account: C392.20-Transprt Eq-Trailer
Placement Band: 1916 - 2020

Observation Band: 1961 - 2020

Age at Beginning of Interval	Exposures at Beginning of Interval	Retirements During Interval	Retirement Ratio	Survivor Ratio	Percent Surv at Beginning of Interval
0	452,054.34	49,012.00	0.10842	0.89158	100.00
0.5	403,042.34	0.00	0.00000	1.00000	89.16
1.5	421,540.34	91,619.00	0.21734	0.78266	89.16
2.5	328,870.34	11,868.00	0.03609	0.96391	69.78
3.5	338,272.34	9,304.00	0.02750	0.97250	67.26
4.5	248,286.62	0.00	0.00000	1.00000	65.41
5.5	248,286.62	3,252.00	0.01310	0.98690	65.41
6.5	257,680.62	14,043.00	0.05450	0.94550	64.56
7.5	251,388.18	5,178.00	0.02060	0.97940	61.04
8.5	253,839.49	6,272.00	0.02471	0.97529	59.78
9.5	255,022.66	7,025.00	0.02755	0.97245	58.30
10.5	252,250.66	3,659.00	0.01451	0.98549	56.70
11.5	260,869.66	1,189.00	0.00456	0.99544	55.87
12.5	274,267.66	4,272.00	0.01558	0.98442	55.62
13.5	280,086.66	7,862.00	0.02807	0.97193	54.75
14.5	286,282.66	3,085.00	0.01078	0.98922	53.22
15.5	283,197.66	8,676.00	0.03064	0.96936	52.64
16.5	274,521.66	3,460.00	0.01260	0.98740	51.03
17.5	271,061.66	5,966.00	0.02201	0.97799	50.39
18.5	266,137.66	1,837.00	0.00690	0.99310	49.28
19.5	264,580.66	38,435.52	0.14527	0.85473	48.94
20.5	228,578.14	9,516.00	0.04163	0.95837	41.83
21.5	221,017.14	15,247.00	0.06899	0.93101	40.09
22.5	206,301.14	4,088.00	0.01982	0.98018	37.32
23.5	202,213.14	25,643.00	0.12681	0.87319	36.58
24.5	176,570.14	21,444.98	0.12145	0.87855	31.94
25.5	155,125.16	15,874.00	0.10233	0.89767	28.06
26.5	139,251.16	1,249.95	0.00898	0.99102	25.19
27.5	140,030.21	2,504.00	0.01788	0.98212	24.96
28.5	137,526.21	33,468.08	0.24336	0.75664	24.52
29.5	104,058.13	6,061.09	0.05825	0.94175	18.55
30.5	98,886.04	531.00	0.00537	0.99463	17.47
31.5	104,040.04	9,859.00	0.09476	0.90524	17.38
32.5	95,057.04	352.00	0.00370	0.99630	15.73
33.5	95,421.04	521.00	0.00546	0.99454	15.67
34.5	96,534.04	13,519.00	0.14004	0.85996	15.59
35.5	83,015.04	5,114.00	0.06160	0.93840	13.40
36.5	78,354.04	12,008.00	0.15325	0.84675	12.58
37.5	66,346.04	7,244.00	0.10919	0.89081	10.65
38.5	59,102.04	21,297.00	0.36034	0.63966	9.49
39.5	38,860.04	4,671.00	0.12020	0.87980	6.07
40.5	34,189.04	1,749.00	0.05116	0.94884	5.34
41.5	32,440.04	1,730.00	0.05333	0.94667	5.07
42.5	30,840.04	130.00	0.00422	0.99578	4.80
43.5	30,710.04	1,852.00	0.06031	0.93969	4.78
44.5	28,997.04	3,797.00	0.13094	0.86906	4.49
45.5	25,200.04	14,490.56	0.57502	0.42498	3.90
46.5	10,709.48	2,417.31	0.22572	0.77428	1.66
47.5	8,292.17	2,220.17	0.26774	0.73226	1.28
48.5	6,072.00	3,070.00	0.50560	0.49440	0.94
49.5	3,002.00	0.00	0.00000	1.00000	0.46
50.5	3,002.00	1,725.00	0.57462	0.42538	0.46
51.5	1,277.00	0.00	0.00000	1.00000	0.20
52.5	1,277.00	0.00	0.00000	1.00000	0.20

Scenario: SDGE Actuarial @ 2020

Account: C392.20-Transprt Eq-Trailer

Placement Band: 1916 - 2020

Observation Band: 1961 - 2020

Age at Beginning of Interval	Exposures at Beginning of Interval	Retirements During Interval	Retirement Ratio	Survivor Ratio	Percent Surv at Beginning of Interval
53.5	1,277.00	0.00	0.00000	1.00000	0.20
54.5	1,277.00	0.00	0.00000	1.00000	0.20
55.5	1,277.00	0.00	0.00000	1.00000	0.20
56.5	1,277.00	0.00	0.00000	1.00000	0.20
57.5	1,277.00	0.00	0.00000	1.00000	0.20
58.5	1,277.00	0.00	0.00000	1.00000	0.20
59.5	1,277.00	0.00	0.00000	1.00000	0.20
60.5	1,277.00	1,138.00	0.89115	0.10885	0.20
61.5	139.00	0.00	0.00000	1.00000	0.02
62.5	139.00	0.00	0.00000	1.00000	0.02
63.5	139.00	0.00	0.00000	1.00000	0.02
64.5	139.00	0.00	0.00000	1.00000	0.02
65.5	139.00	0.00	0.00000	1.00000	0.02
66.5	139.00	0.00	0.00000	1.00000	0.02
67.5	139.00	0.00	0.00000	1.00000	0.02
68.5	139.00	0.00	0.00000	1.00000	0.02
69.5	139.00	0.00	0.00000	1.00000	0.02
70.5	139.00	0.00	0.00000	1.00000	0.02
71.5	139.00	139.00	1.00000	0.00000	0.02
72.5	0.00	0.00	0.00000	1.00000	0.00

Scenario: SDGE Actuarial @ 2020

Account: C392.20-Transprt Eq-Trailer

Placement Band: 1916 - 2020

Observation Band: 1991 - 2020

Age at Beginning of Interval	Exposures at Beginning of Interval	Retirements During Interval	Retirement Ratio	Survivor Ratio	Percent Surv at Beginning of Interval
0	308,783.10	49,012.00	0.15873	0.84127	100.00
0.5	259,771.10	0.00	0.00000	1.00000	84.13
1.5	259,771.10	91,619.00	0.35269	0.64731	84.13
2.5	153,215.10	11,868.00	0.07746	0.92254	54.46
3.5	149,544.22	0.00	0.00000	1.00000	50.24
4.5	41,566.50	0.00	0.00000	1.00000	50.24
5.5	41,566.50	0.00	0.00000	1.00000	50.24
6.5	41,566.50	0.00	0.00000	1.00000	50.24
7.5	41,566.50	0.00	0.00000	1.00000	50.24
8.5	41,566.50	0.00	0.00000	1.00000	50.24
9.5	41,566.50	0.00	0.00000	1.00000	50.24
10.5	41,566.50	0.00	0.00000	1.00000	50.24
11.5	41,566.50	0.00	0.00000	1.00000	50.24
12.5	41,566.50	0.00	0.00000	1.00000	50.24
13.5	41,566.50	0.00	0.00000	1.00000	50.24
14.5	41,566.50	0.00	0.00000	1.00000	50.24
15.5	41,566.50	0.00	0.00000	1.00000	50.24
16.5	47,763.50	0.00	0.00000	1.00000	50.24
17.5	47,763.50	0.00	0.00000	1.00000	50.24
18.5	49,013.45	0.00	0.00000	1.00000	50.24
19.5	49,013.45	34,793.52	0.70988	0.29012	50.24
20.5	71,267.01	3,387.00	0.04753	0.95247	14.58
21.5	84,379.10	6,183.00	0.07328	0.92672	13.88
22.5	78,196.10	0.00	0.00000	1.00000	12.87
23.5	78,196.10	22,371.00	0.28609	0.71391	12.87
24.5	55,825.10	17,880.98	0.32030	0.67970	9.18
25.5	37,944.12	9,983.00	0.26310	0.73690	6.24
26.5	27,961.12	1,249.95	0.04470	0.95530	4.60
27.5	26,711.17	0.00	0.00000	1.00000	4.39
28.5	26,711.17	25,880.08	0.96889	0.03111	4.39
29.5	831.09	831.09	1.00000	0.00000	0.14
30.5	0.00	0.00	0.00000	1.00000	0.00
31.5	10,301.00	0.00	0.00000	1.00000	
32.5	15,228.00	0.00	0.00000	1.00000	
33.5	27,160.00	0.00	0.00000	1.00000	
34.5	50,184.00	9,437.00	0.18805	0.81195	
35.5	40,747.00	5,114.00	0.12551	0.87449	
36.5	35,633.00	9,615.00	0.26983	0.73017	
37.5	32,579.56	7,244.00	0.22235	0.77765	
38.5	27,497.87	18,774.00	0.68274	0.31726	
39.5	10,625.04	0.00	0.00000	1.00000	
40.5	10,625.04	0.00	0.00000	1.00000	
41.5	18,940.04	0.00	0.00000	1.00000	
42.5	22,010.04	0.00	0.00000	1.00000	
43.5	23,735.04	0.00	0.00000	1.00000	
44.5	23,735.04	1,523.00	0.06417	0.93583	
45.5	22,212.04	13,353.56	0.60119	0.39881	
46.5	8,858.48	2,162.31	0.24409	0.75591	
47.5	6,696.17	1,901.17	0.28392	0.71608	
48.5	4,795.00	3,070.00	0.64025	0.35975	
49.5	1,725.00	0.00	0.00000	1.00000	
50.5	1,725.00	1,725.00	1.00000	0.00000	
51.5	0.00	0.00	0.00000	1.00000	

Scenario: SDGE Actuarial @ 2020

Account: C392.20-Transprt Eq-Trailer

Placement Band: 1961 - 2020

Observation Band: 1961 - 2020

Age at Beginning of Interval	Exposures at Beginning of Interval	Retirements During Interval	Retirement Ratio	Survivor Ratio	Percent Surv at Beginning of Interval
0	452,054.34	49,012.00	0.10842	0.89158	100.00
0.5	403,042.34	0.00	0.00000	1.00000	89.16
1.5	411,239.34	91,619.00	0.22279	0.77721	89.16
2.5	304,683.34	11,868.00	0.03895	0.96105	69.29
3.5	292,815.34	9,304.00	0.03177	0.96823	66.60
4.5	175,533.62	0.00	0.00000	1.00000	64.48
5.5	175,533.62	3,252.00	0.01853	0.98147	64.48
6.5	172,281.62	14,043.00	0.08151	0.91849	63.28
7.5	158,238.62	5,178.00	0.03272	0.96728	58.13
8.5	153,060.62	6,272.00	0.04098	0.95902	56.22
9.5	146,788.62	7,025.00	0.04786	0.95214	53.92
10.5	139,763.62	3,659.00	0.02618	0.97382	51.34
11.5	136,104.62	0.00	0.00000	1.00000	50.00
12.5	136,104.62	0.00	0.00000	1.00000	50.00
13.5	136,104.62	7,862.00	0.05776	0.94224	50.00
14.5	128,242.62	0.00	0.00000	1.00000	47.11
15.5	128,242.62	5,683.00	0.04431	0.95569	47.11
16.5	122,559.62	0.00	0.00000	1.00000	45.02
17.5	122,559.62	0.00	0.00000	1.00000	45.02
18.5	122,559.62	0.00	0.00000	1.00000	45.02
19.5	122,559.62	34,793.52	0.28389	0.71611	45.02
20.5	87,766.10	3,387.00	0.03859	0.96141	32.24
21.5	84,379.10	6,183.00	0.07328	0.92672	31.00
22.5	78,196.10	0.00	0.00000	1.00000	28.72
23.5	78,196.10	22,371.00	0.28609	0.71391	28.72
24.5	55,825.10	17,880.98	0.32030	0.67970	20.51
25.5	37,944.12	9,983.00	0.26310	0.73690	13.94
26.5	27,961.12	1,249.95	0.04470	0.95530	10.27
27.5	26,711.17	0.00	0.00000	1.00000	9.81
28.5	26,711.17	25,880.08	0.96889	0.03111	9.81
29.5	831.09	831.09	1.00000	0.00000	0.31
30.5	0.00	0.00	0.00000	1.00000	0.00

Scenario: SDGE Actuarial @ 2020

Account: C392.20-Transprt Eq-Trailer

Placement Band: 1961 - 2020

Observation Band: 1991 - 2020

Age at Beginning of Interval	Exposures at Beginning of Interval	Retirements During Interval	Retirement Ratio	Survivor Ratio	Percent Surv at Beginning of Interval
0	308,783.10	49,012.00	0.15873	0.84127	100.00
0.5	259,771.10	0.00	0.00000	1.00000	84.13
1.5	259,771.10	91,619.00	0.35269	0.64731	84.13
2.5	153,215.10	11,868.00	0.07746	0.92254	54.46
3.5	149,544.22	0.00	0.00000	1.00000	50.24
4.5	41,566.50	0.00	0.00000	1.00000	50.24
5.5	41,566.50	0.00	0.00000	1.00000	50.24
6.5	41,566.50	0.00	0.00000	1.00000	50.24
7.5	41,566.50	0.00	0.00000	1.00000	50.24
8.5	41,566.50	0.00	0.00000	1.00000	50.24
9.5	41,566.50	0.00	0.00000	1.00000	50.24
10.5	41,566.50	0.00	0.00000	1.00000	50.24
11.5	41,566.50	0.00	0.00000	1.00000	50.24
12.5	41,566.50	0.00	0.00000	1.00000	50.24
13.5	41,566.50	0.00	0.00000	1.00000	50.24
14.5	41,566.50	0.00	0.00000	1.00000	50.24
15.5	41,566.50	0.00	0.00000	1.00000	50.24
16.5	47,763.50	0.00	0.00000	1.00000	50.24
17.5	47,763.50	0.00	0.00000	1.00000	50.24
18.5	49,013.45	0.00	0.00000	1.00000	50.24
19.5	49,013.45	34,793.52	0.70988	0.29012	50.24
20.5	71,267.01	3,387.00	0.04753	0.95247	14.58
21.5	84,379.10	6,183.00	0.07328	0.92672	13.88
22.5	78,196.10	0.00	0.00000	1.00000	12.87
23.5	78,196.10	22,371.00	0.28609	0.71391	12.87
24.5	55,825.10	17,880.98	0.32030	0.67970	9.18
25.5	37,944.12	9,983.00	0.26310	0.73690	6.24
26.5	27,961.12	1,249.95	0.04470	0.95530	4.60
27.5	26,711.17	0.00	0.00000	1.00000	4.39
28.5	26,711.17	25,880.08	0.96889	0.03111	4.39
29.5	831.09	831.09	1.00000	0.00000	0.14
30.5	0.00	0.00	0.00000	1.00000	0.00

Scenario: SDGE Actuarial @ 2020

Account: C392.20-Transprt Eq-Trailer

Placement Band: 1991 - 2020

Observation Band: 1991 - 2020

Age at Beginning of Interval	Exposures at Beginning of Interval	Retirements During Interval	Retirement Ratio	Survivor Ratio	Percent Surv at Beginning of Interval
0	308,783.10	49,012.00	0.15873	0.84127	100.00
0.5	259,771.10	0.00	0.00000	1.00000	84.13
1.5	259,771.10	91,619.00	0.35269	0.64731	84.13
2.5	153,215.10	11,868.00	0.07746	0.92254	54.46
3.5	141,347.10	0.00	0.00000	1.00000	50.24
4.5	33,369.38	0.00	0.00000	1.00000	50.24
5.5	33,369.38	0.00	0.00000	1.00000	50.24
6.5	33,369.38	0.00	0.00000	1.00000	50.24
7.5	33,369.38	0.00	0.00000	1.00000	50.24
8.5	33,369.38	0.00	0.00000	1.00000	50.24
9.5	33,369.38	0.00	0.00000	1.00000	50.24
10.5	33,369.38	0.00	0.00000	1.00000	50.24
11.5	33,369.38	0.00	0.00000	1.00000	50.24
12.5	33,369.38	0.00	0.00000	1.00000	50.24
13.5	33,369.38	0.00	0.00000	1.00000	50.24
14.5	33,369.38	0.00	0.00000	1.00000	50.24
15.5	33,369.38	0.00	0.00000	1.00000	50.24
16.5	33,369.38	0.00	0.00000	1.00000	50.24
17.5	33,369.38	0.00	0.00000	1.00000	50.24
18.5	33,369.38	0.00	0.00000	1.00000	50.24
19.5	33,369.38	21,173.40	0.63452	0.36548	50.24
20.5	12,195.98	0.00	0.00000	1.00000	18.36
21.5	12,195.98	0.00	0.00000	1.00000	18.36
22.5	12,195.98	0.00	0.00000	1.00000	18.36
23.5	12,195.98	0.00	0.00000	1.00000	18.36
24.5	12,195.98	12,195.98	1.00000	0.00000	18.36
25.5	0.00	0.00	0.00000	1.00000	0.00

Actuarial Life Analysis

Account: C392.20-Transprtn Eq-Trailer

Scenario: SDGE Actuarial @ 2020

Placement Band: 1916 - 1951

Function: Survivorship Annual Rate Method

Weighting: Unweighted

T-Cut: None

Observation Band	<u>Censoring</u>		Error Sum of Squares	<u>Best Fit</u>	
	Age	Percent		Disp	ASL
1947 -1951	35.5	18.32	0.09430503	L2.5	28.21
1948 -1952	36.5	19.36	0.06866318	L2	26.76
1949 -1953	37.5	9.10	0.60167075	L3	18.62
1950 -1954	38.5	21.33	0.51750376	L1	24.00
1951 -1955	39.5	37.04	0.48838145	L0.5	28.15
1952 -1956	40.5	26.57	0.34191840	L1	28.36
1953 -1957	41.5	27.14	0.30442419	L1	30.13
1954 -1958	42.5	14.25	0.59261714	L3	25.62
1955 -1959	43.5	20.42	0.24187617	S2	31.70
1956 -1960	44.5	4.32	0.22174520	R4	30.17
1957 -1961	45.5	1.73	0.17478904	R4	30.73
1958 -1962	46.5	1.49	0.10245140	R4	31.08
1959 -1963	47.5	0.52	0.24052354	S6	29.96
1960 -1964		0.52			
1961 -1965		0.52			
1962 -1966	48.5	0.00	0.56841508	S6	25.75
1963 -1967	49.5	43.29	0.37932367	L3	43.94
1964 -1968	50.5	73.54	0.06787213	S0	72.70
1965 -1969	51.5	0.00	0.09883091	S2.5	20.94
1966 -1970	52.5	0.00	0.15071550	L3	23.51
1967 -1971	53.5	0.00	0.07943359	L4	22.98
1968 -1972	54.5	0.00	0.09411557	L3	23.56
1969 -1973	55.5	0.00	0.06603060	S3	22.25
1970 -1974	56.5	0.00	0.20778436	L2.5	29.85
1971 -1975	57.5	0.00	0.22156317	L2.5	29.72
1972 -1976	58.5	0.00	0.10080775	S6	9.52
1973 -1977	59.5	0.00	0.03485891	SQ	9.71
1974 -1978	60.5	0.00	0.02249818	SQ	9.77
1975 -1979	61.5	0.00	0.22141211	S0	21.11
1976 -1980	62.5	0.00	0.29676553	S0	21.76
1977 -1981	63.5	0.00	1.63361229	R1.5	31.39
1978 -1982	64.5	0.00	1.37545818	R4	34.82
1979 -1983	65.5	0.00	0.86366394	L0	9.66
1980 -1984		0.00			
1981 -1985		0.00			
1982 -1986		0.00			
1983 -1987	66.5	0.00	0.00000000	S6	1.05
1984 -1988	67.5	0.00	0.67520500	R1.5	94.81
1985 -1989	68.5	0.00	0.59377597	L2	41.48
1986 -1990	69.5	0.00	0.40970844	L3	38.21
1987 -1991	70.5	0.00	0.40207793	L0.5	32.98
1988 -1992	71.5	0.00	0.47917738	L2	39.15
1989 -1993	72.5	0.00	0.52840095	L2	38.87
1990 -1994	73.5	0.00	0.25569719	L2	33.09

Actuarial Life Analysis

SDG&E
2024 GRC - APP
Depreciation

Account: C392.20-Transprtn Eq-Trailer

Scenario: SDGE Actuarial @ 2020

Placement Band: 1916 - 1995

Function: Survivorship Annual Rate Method

Weighting: Unweighted

T-Cut: None

Observation Band	<u>Censoring</u>		Error Sum of Squares	<u>Best Fit</u>	
	Age	Percent		Disp	ASL
1991 -1995	74.5	0.01	0.58917404	L0	3.88
1992 -1996	75.5	0.02	0.35087124	L0	2.97
1993 -1997	76.5	0.00	0.54734371	L0	3.68
1994 -1998	77.5	0.00	0.66573011	L0	2.81
1995 -1999	78.5	0.00	0.77615564	L0	2.96
1996 -2000	79.5	0.00	2.61751410	L0	6.40
1997 -2001		0.00			
1998 -2002		0.00			
1999 -2003		0.00			
2000 -2004		0.00			
2001 -2005		0.00			
2002 -2006		0.00			
2003 -2007		0.00			
2004 -2008		0.00			
2005 -2009		0.00			
2006 -2010		0.00			
2007 -2011		0.00			
2008 -2012		0.00			
2009 -2013		0.00			
2010 -2014		0.00			
2011 -2015		0.00			
2012 -2016	80.5	36.55	6.70190325	L0	33.43
2013 -2017	81.5	0.00	0.00000000	SQ	5.39
2014 -2018	82.5	0.00	0.00000000	SQ	5.39
2015 -2019	83.5	0.00	0.00000000	SQ	5.39
2016 -2020	84.5	0.00	0.00000000	SQ	10.39

Actuarial Life Analysis

SDG&E
2024 GRC - APP
Depreciation

Account: C392.20-Transprtn Eq-Trailer

Scenario: SDGE Actuarial @ 2020

Placement Band: 1916 - 2020

Function: Survivorship Annual Rate Method

Weighting: Unweighted

T-Cut: None

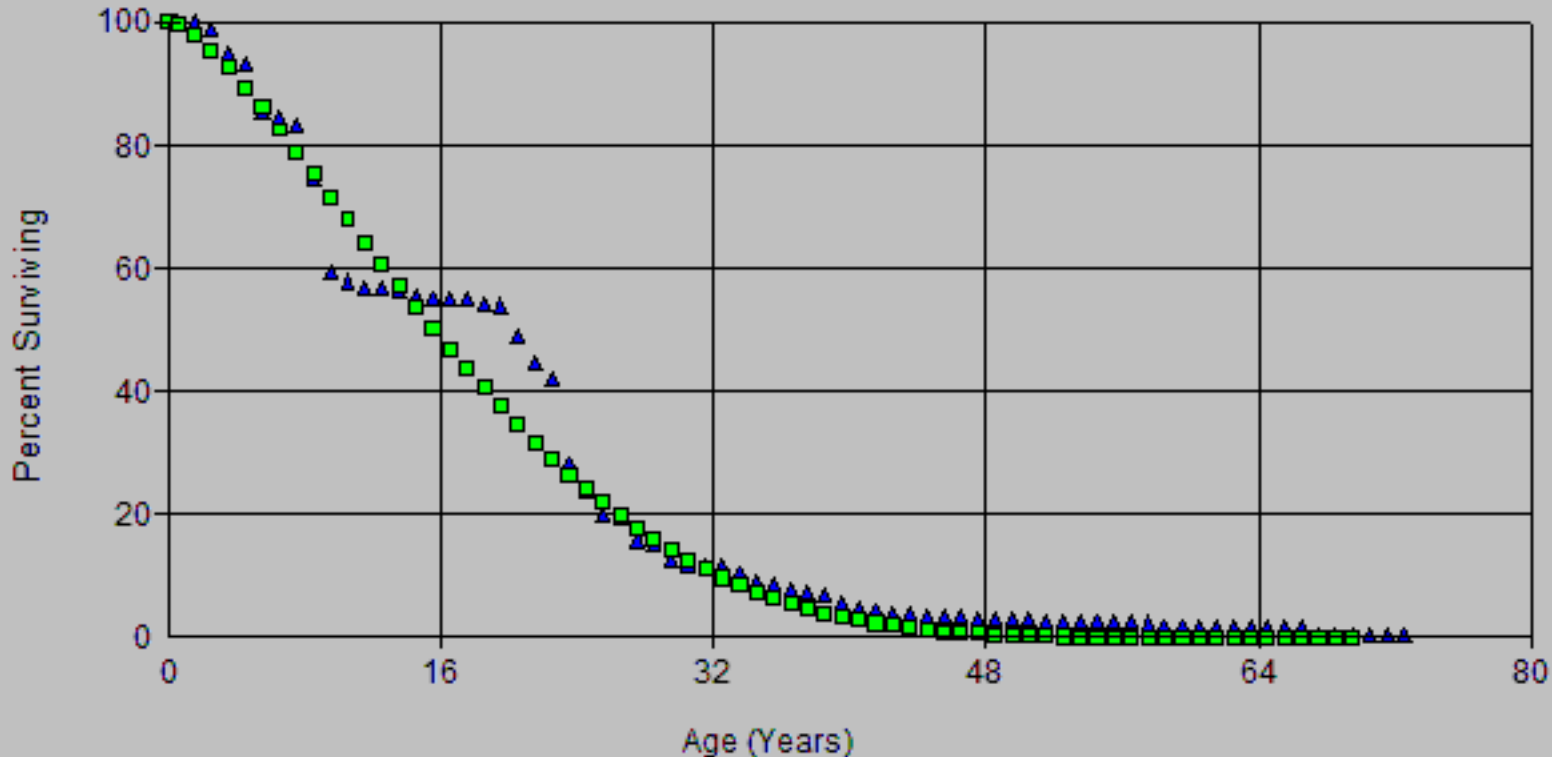
Observation Band	<u>Censoring</u>		Error Sum <u>of Squares</u>	<u>Best Fit</u>	
	Age	Percent		Disp	ASL
1947 -2020	104.5	0.00	0.25192643	L0	19.93
1952 -2020	104.5	0.00	0.31577647	L0	19.32
1957 -2020	104.5	0.00	0.39290921	L0	18.41
1962 -2020	104.5	0.00	0.56464461	L0	17.19
1967 -2020	104.5	0.00	0.59129440	L0	16.31
1972 -2020	104.5	0.00	0.78816999	L0	15.23
1977 -2020	104.5	0.00	1.10294811	L0	13.30
1982 -2020	104.5	0.00	0.99290784	L0	11.71
1987 -2020	104.5	0.00	0.99455276	L0	13.55
1992 -2020	104.5	0.00	1.06293184	L0	11.78
1997 -2020	104.5	0.00	0.28646872	S5	21.62
2002 -2020	104.5	0.00	0.28098607	S5	20.52
2007 -2020	104.5	0.00	0.26468792	L5	15.52
2012 -2020	104.5	0.00	0.25088259	S3	10.88
2017 -2020		0.00			

SDG&E
2024 ORO APP
Depreciation

Account: C393.10 Stores Equip-Other Scenario: SDGE Actuarial @ 2020

▲ Actual Data

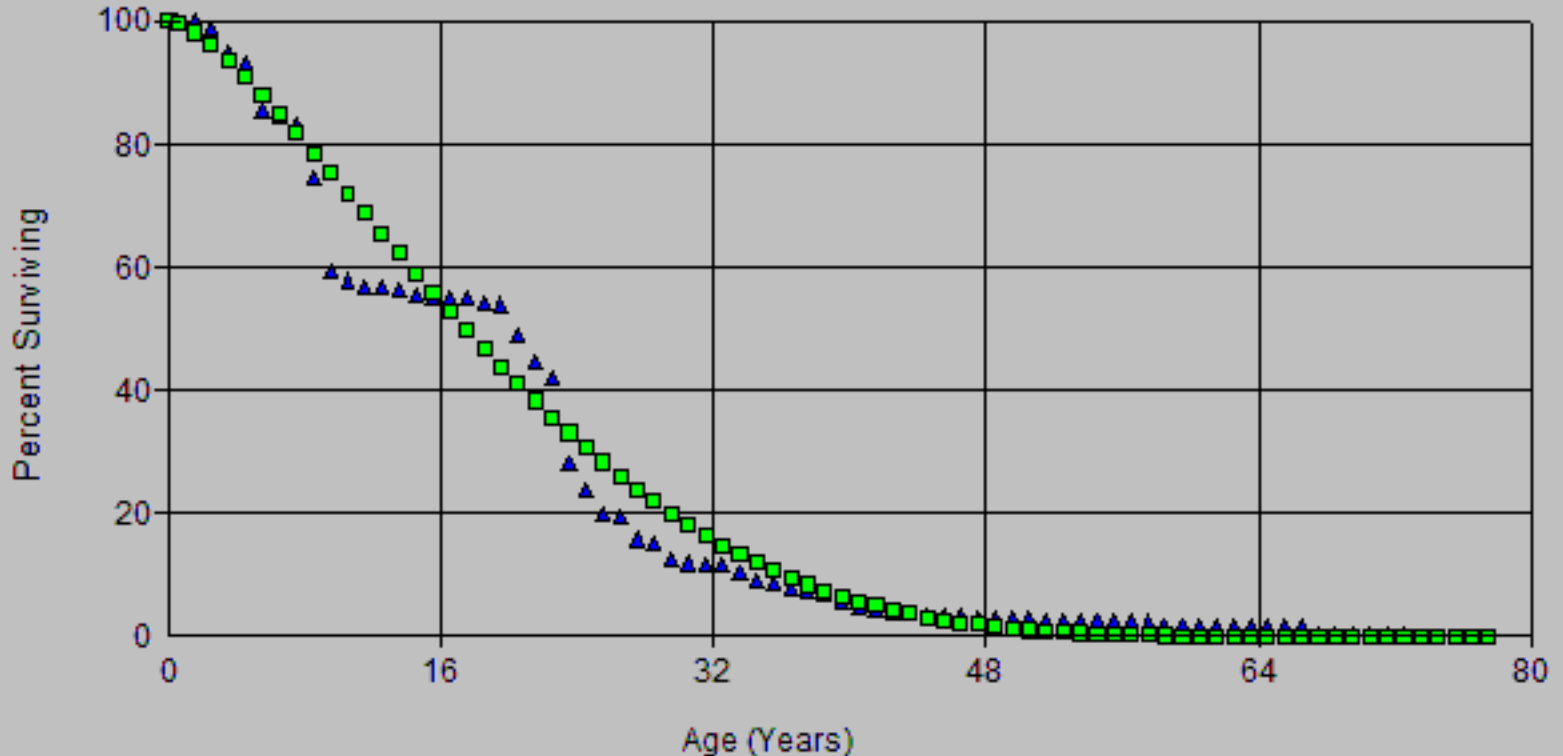
■ L0 17.00



Account: C393.10-Stores Equip-Other
Scenario: SDGE Actuarial @ 2020
SDG&E
2024 ORO APP
Depreciation

▲ Actual Data

■ L0 19.00



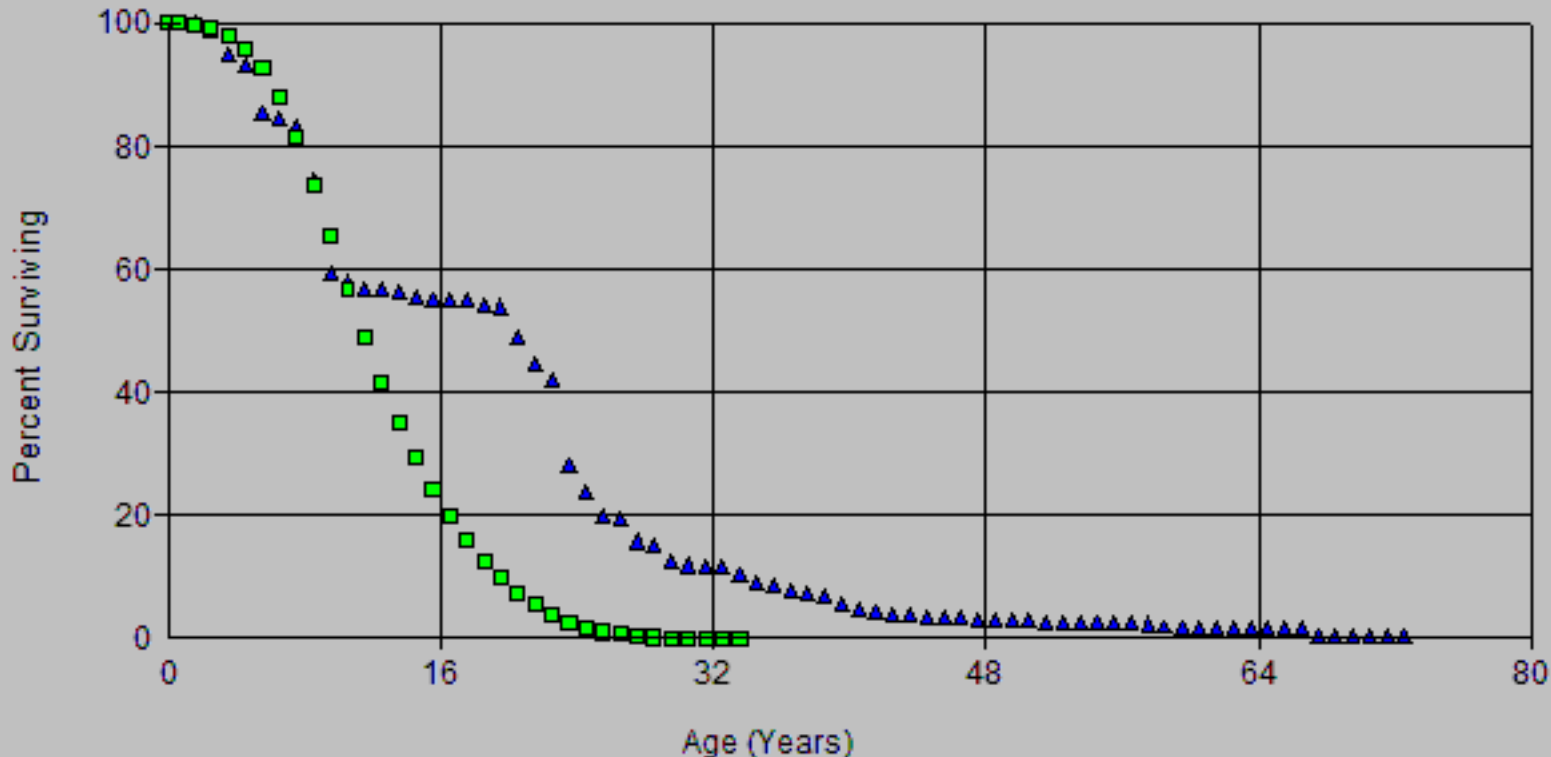
SDG&E
2024 ORO APP
Depreciation

Account: C393.10 Stores Equip-Other

Scenario: SDGE Actuarial @ 2020

▲ Actual Data

■ L2 12.00

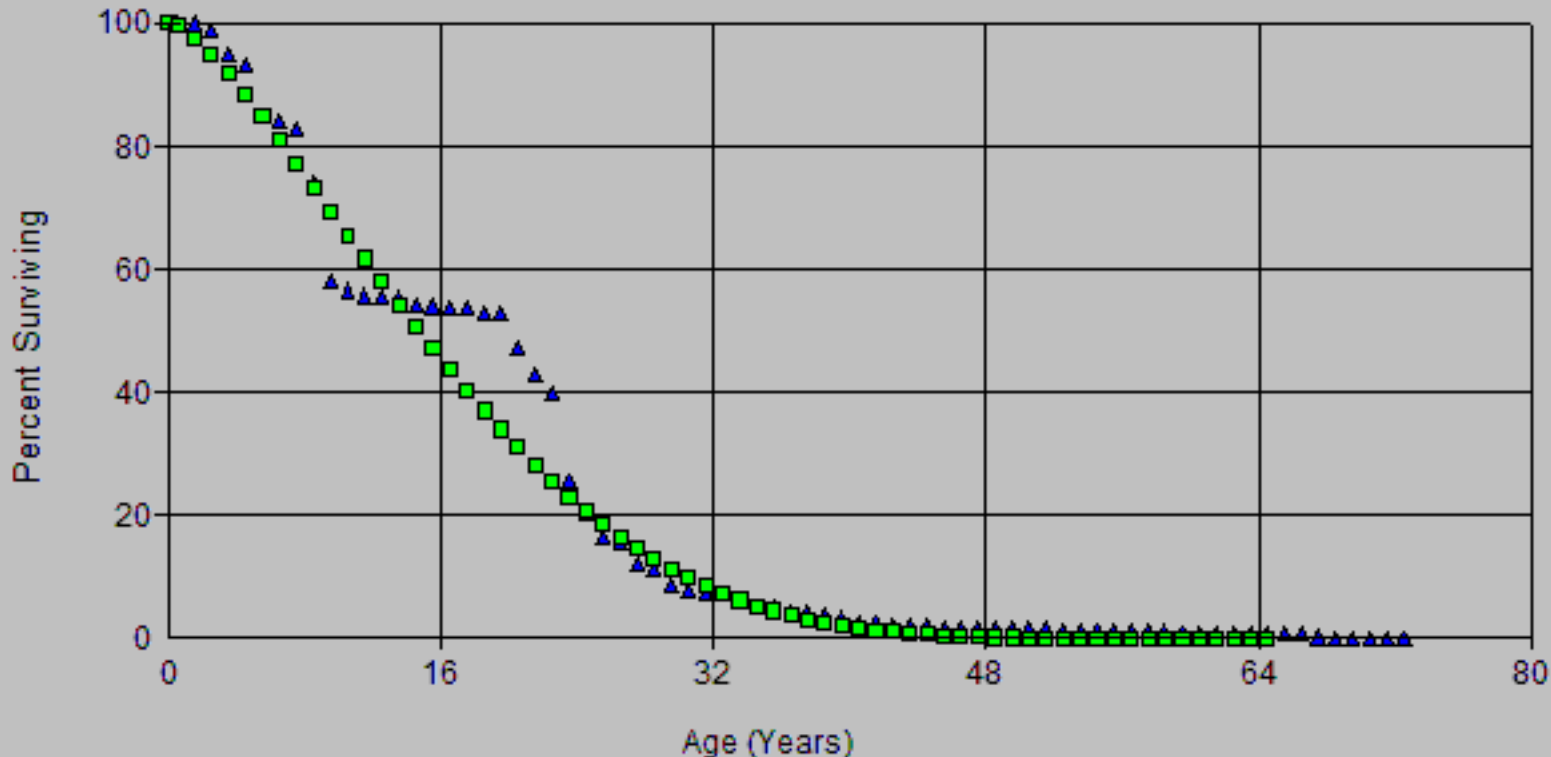


SDG&E
2024 ORO APP
Depreciation

Account: C393.10 Stores Equip-Other Scenario: SDGE Actuarial @ 2020

▲ Actual Data

■ L0 16.00

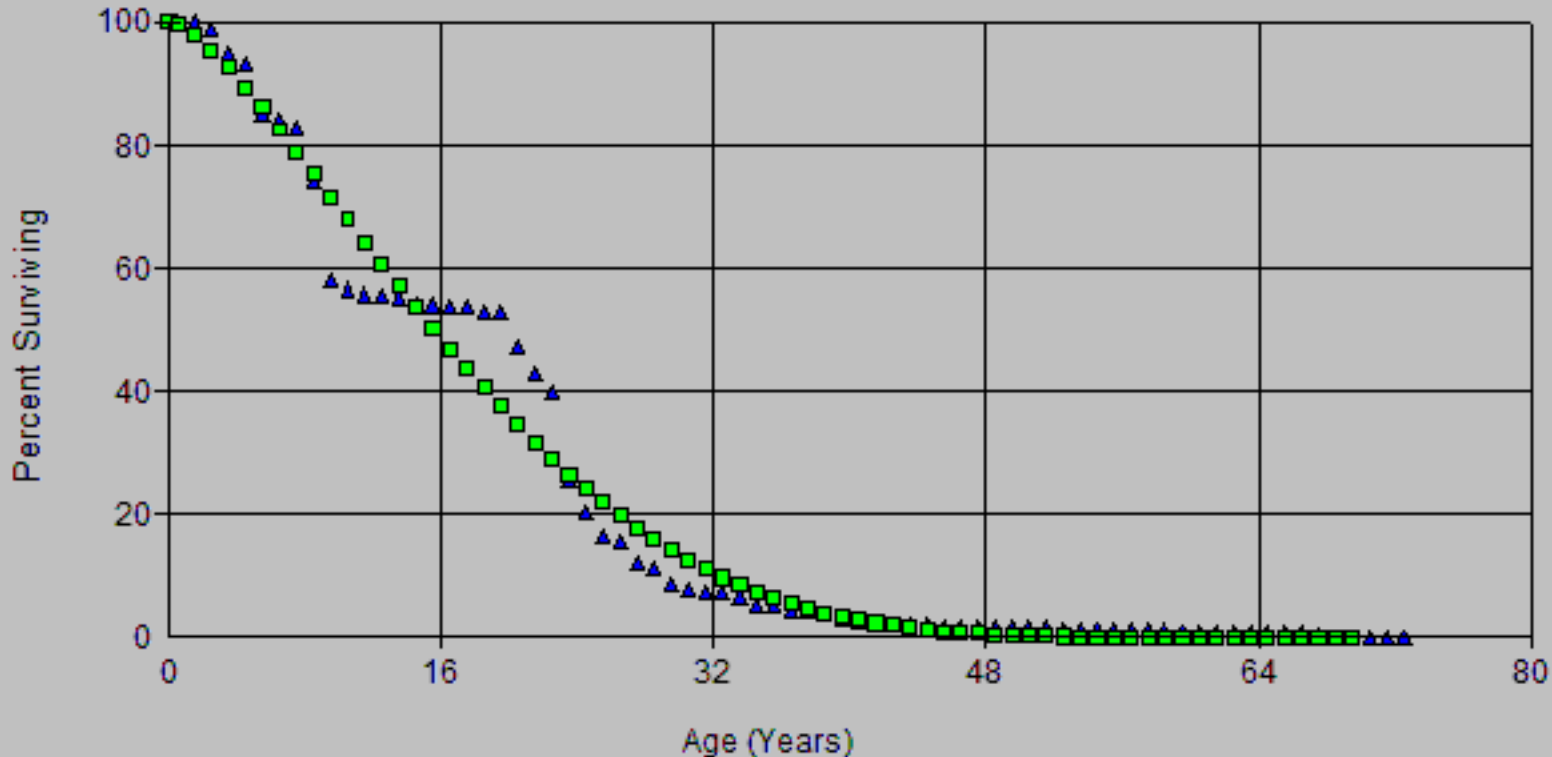


SDG&E
2024 ORO APP
Depreciation

Account: C393.10 Stores Equip-Other Scenario: SDGE Actuarial @ 2020

▲ Actual Data

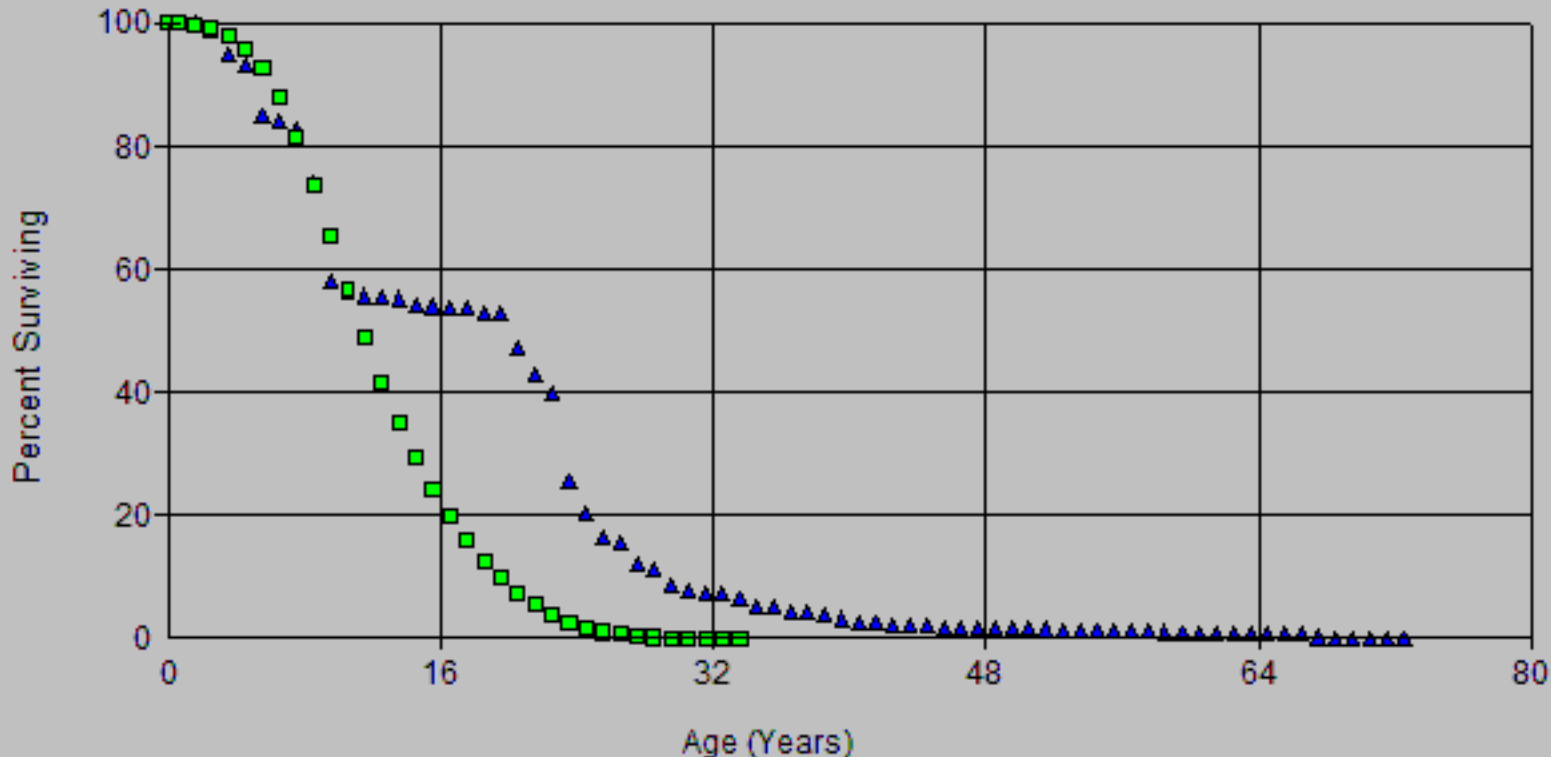
■ L0 17.00



Account: C393.10 Stores Equip-Other
Scenario: SDGE Actuarial @ 2020
SDG&E
2024 ORC APP
Depreciation

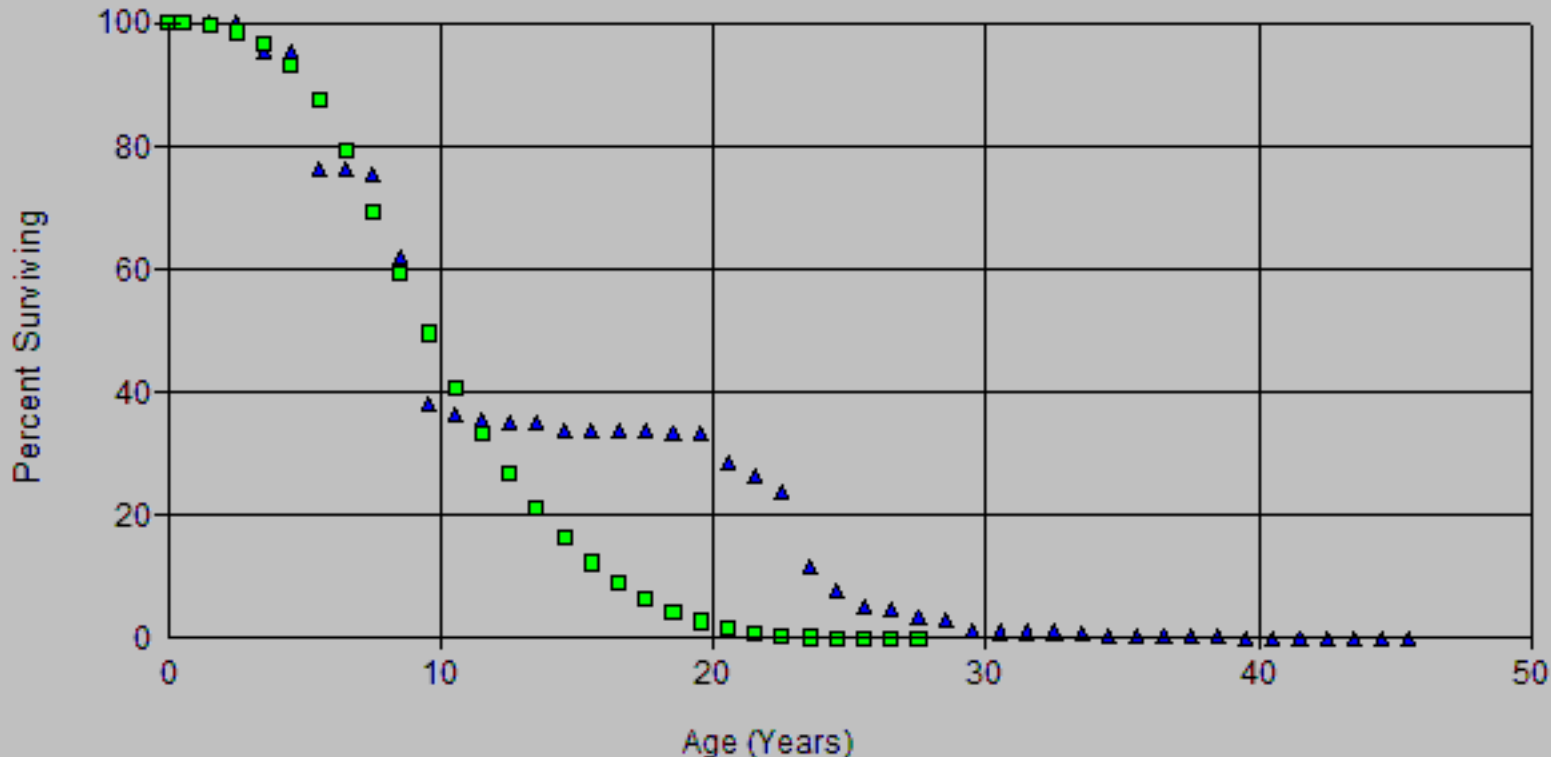
▲ Actual Data

■ L2 12.00



SDG&E
 2024 ORO APP
 Depreciation
 Account: C393.10-Stores Equip-Other
 Scenario: SDGE Actuarial @ 2020

▲ Actual Data ■ L2 10.00

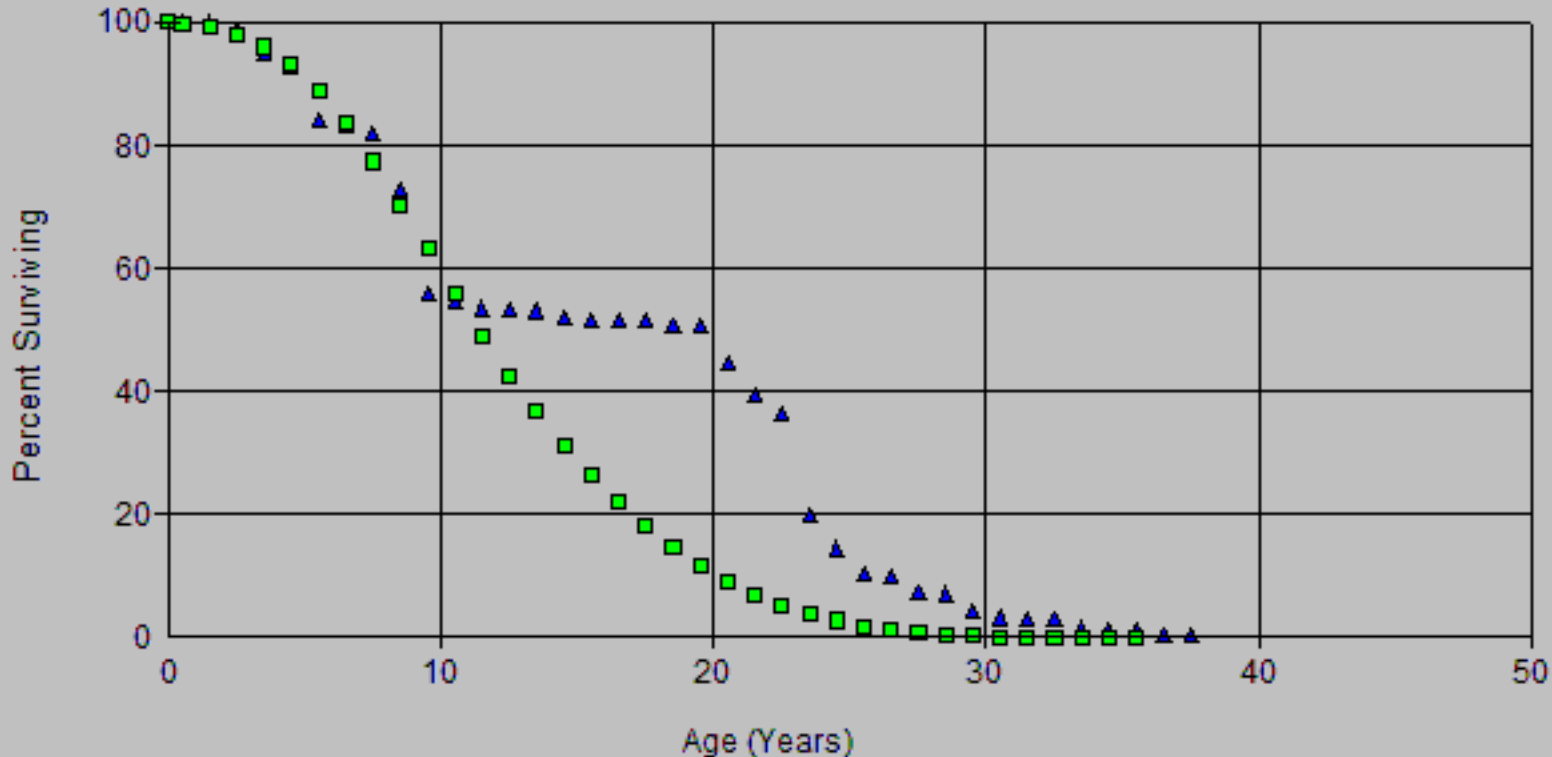


SDG&E
 2024 ORO APP
 Depreciation

Account: C393.10 Stores Equip-Other

Scenario: SDGE Actuarial @ 2020

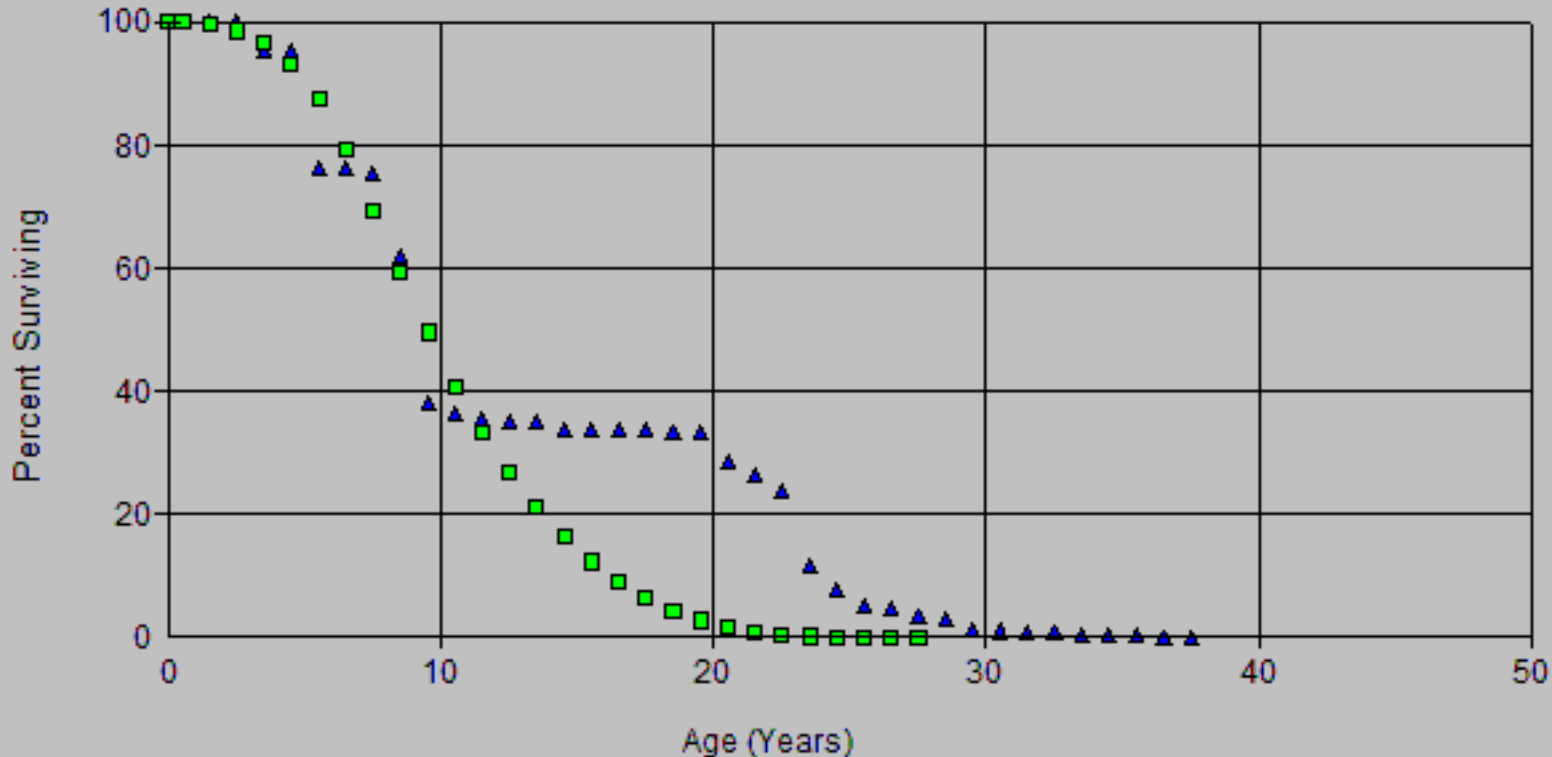
▲ Actual Data ■ L1.5 12.00



Account: C393.10 Stores Equip-Other
Scenario: SDGE Actuarial @ 2020
SDG&E
2024 ORC APP
Depreciation

▲ Actual Data

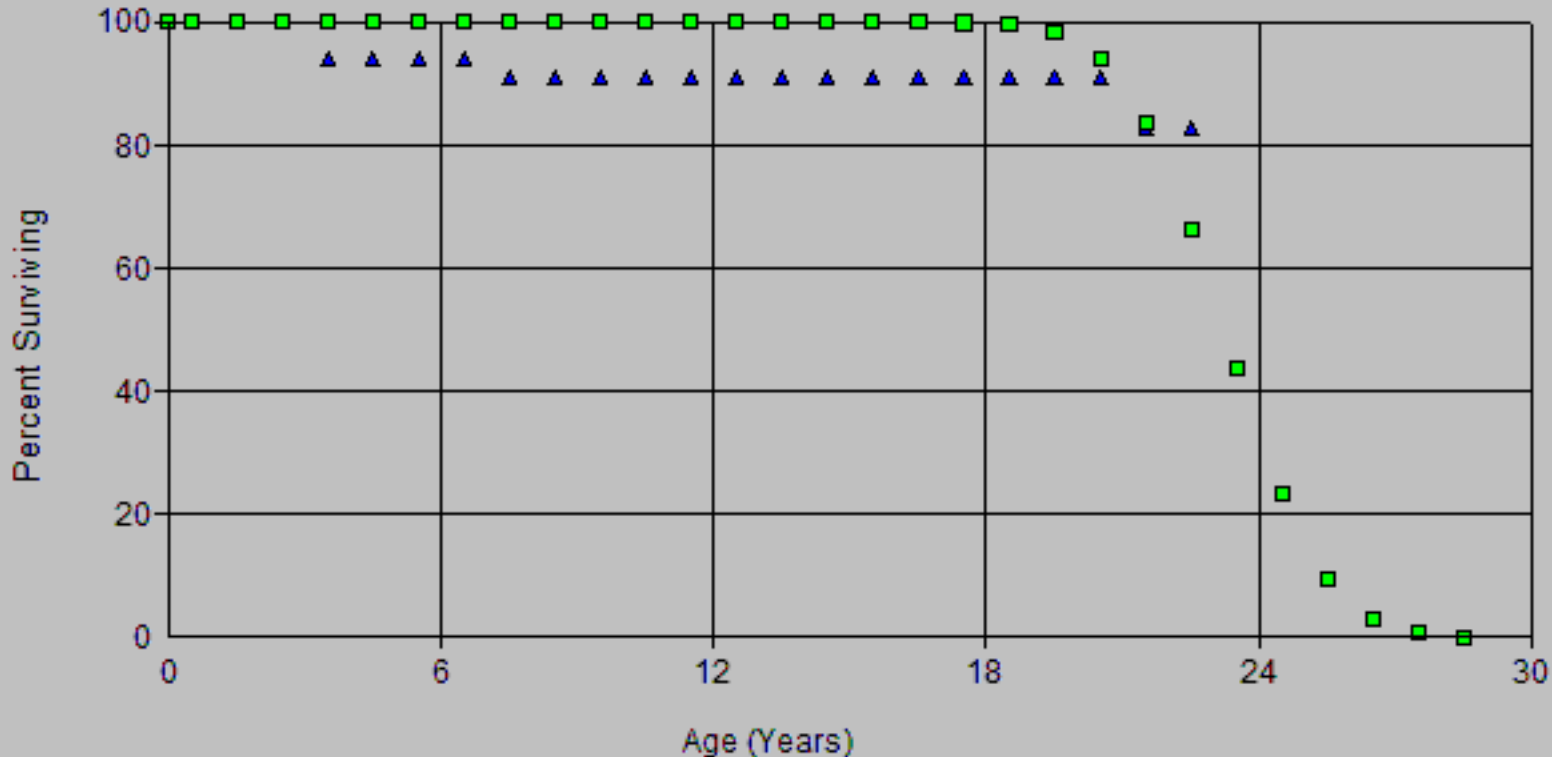
■ L2 10.00



Account: C393.10 Stores Equip-Other
 Scenario: SDGE Actuarial @ 2020

SDG&E
 2024 ORC / APB
 Depreciation

▲ Actual Data ■ S6 23.00



SDG&E
Observed Life Table 2024 GRC - APP
Depreciation

Scenario: SDGE Actuarial @ 2020

Account: C393.10-Stores Equip-Other

Placement Band: 1916 - 2020

Observation Band: 1948 - 2020

Age at Beginning of Interval	Exposures at Beginning of Interval	Retirements During Interval	Retirement Ratio	Survivor Ratio	Percent Surv at Beginning of Interval
0	1,397,082.76	0.00	0.00000	1.00000	100.00
0.5	1,398,525.76	464.00	0.00033	0.99967	100.00
1.5	1,400,512.76	16,097.00	0.01149	0.98851	99.97
2.5	1,389,849.76	52,407.00	0.03771	0.96229	98.82
3.5	994,321.15	18,083.00	0.01819	0.98181	95.09
4.5	974,068.15	83,333.00	0.08555	0.91445	93.36
5.5	888,876.15	10,253.00	0.01153	0.98847	85.38
6.5	869,573.15	11,552.00	0.01328	0.98672	84.39
7.5	858,034.15	87,595.00	0.10209	0.89791	83.27
8.5	771,241.15	157,167.00	0.20378	0.79622	74.77
9.5	604,466.79	16,721.00	0.02766	0.97234	59.53
10.5	587,979.79	9,791.00	0.01665	0.98335	57.89
11.5	578,797.79	2,629.00	0.00454	0.99546	56.92
12.5	577,101.79	1,091.00	0.00189	0.99811	56.66
13.5	575,344.79	9,406.00	0.01635	0.98365	56.56
14.5	566,096.79	4,346.00	0.00768	0.99232	55.63
15.5	562,828.79	1,595.00	0.00283	0.99717	55.21
16.5	564,683.79	1,276.00	0.00226	0.99774	55.05
17.5	589,927.79	9,492.26	0.01609	0.98391	54.93
18.5	584,346.53	713.00	0.00122	0.99878	54.04
19.5	590,150.53	55,269.31	0.09365	0.90635	53.98
20.5	537,039.22	48,394.70	0.09011	0.90989	48.92
21.5	489,809.52	29,184.99	0.05958	0.94042	44.51
22.5	463,611.53	151,203.40	0.32614	0.67386	41.86
23.5	317,054.90	50,976.84	0.16078	0.83922	28.21
24.5	268,827.06	42,514.43	0.15815	0.84185	23.67
25.5	227,490.63	7,435.47	0.03268	0.96732	19.93
26.5	221,028.16	40,150.69	0.18165	0.81835	19.28
27.5	184,680.47	8,425.31	0.04562	0.95438	15.78
28.5	176,484.16	27,925.37	0.15823	0.84177	15.06
29.5	149,241.79	9,277.98	0.06217	0.93783	12.67
30.5	141,067.81	2,375.98	0.01684	0.98316	11.89
31.5	140,322.83	1,929.00	0.01375	0.98625	11.69
32.5	138,393.83	15,509.44	0.11207	0.88793	11.53
33.5	122,884.39	16,440.22	0.13379	0.86621	10.23
34.5	106,444.17	2,796.00	0.02627	0.97373	8.86
35.5	103,648.17	11,968.56	0.11547	0.88453	8.63
36.5	91,679.61	2,267.00	0.02473	0.97527	7.63
37.5	89,412.61	5,221.03	0.05839	0.94161	7.45
38.5	84,191.58	15,918.85	0.18908	0.81092	7.01
39.5	68,272.73	11,886.10	0.17410	0.82590	5.69
40.5	56,386.63	3,220.60	0.05712	0.94288	4.70
41.5	53,166.03	4,447.99	0.08366	0.91634	4.43
42.5	48,718.04	2,437.66	0.05004	0.94996	4.06
43.5	46,280.38	3,358.82	0.07258	0.92742	3.85
44.5	42,921.56	2,044.00	0.04762	0.95238	3.57
45.5	40,877.56	858.56	0.02100	0.97900	3.40
46.5	40,019.00	2,799.00	0.06994	0.93006	3.33
47.5	37,220.00	564.00	0.01515	0.98485	3.10
48.5	36,656.00	1,239.00	0.03380	0.96620	3.05
49.5	35,417.00	1,607.00	0.04537	0.95463	2.95
50.5	33,810.00	1,951.00	0.05770	0.94230	2.82
51.5	31,859.00	1,671.00	0.05245	0.94755	2.65
52.5	30,188.00	1,184.00	0.03922	0.96078	2.52

Scenario: SDGE Actuarial @ 2020

Account: C393.10-Stores Equip-Other

Placement Band: 1916 - 2020

Observation Band: 1948 - 2020

Age at Beginning of Interval	Exposures at Beginning of Interval	Retirements During Interval	Retirement Ratio	Survivor Ratio	Percent Surv at Beginning of Interval
53.5	29,004.00	0.00	0.00000	1.00000	2.42
54.5	29,004.00	51.00	0.00176	0.99824	2.42
55.5	28,953.00	369.00	0.01274	0.98726	2.41
56.5	28,584.00	571.00	0.01998	0.98002	2.38
57.5	28,013.00	5,231.00	0.18673	0.81327	2.33
58.5	22,782.00	1,700.00	0.07462	0.92538	1.90
59.5	21,082.00	556.00	0.02637	0.97363	1.76
60.5	20,526.00	236.00	0.01150	0.98850	1.71
61.5	20,290.00	0.00	0.00000	1.00000	1.69
62.5	20,290.00	666.00	0.03282	0.96718	1.69
63.5	19,624.00	444.00	0.02263	0.97737	1.63
64.5	19,180.00	203.00	0.01058	0.98942	1.60
65.5	18,977.00	612.00	0.03225	0.96775	1.58
66.5	18,365.00	14,852.00	0.80871	0.19129	1.53
67.5	3,513.00	319.00	0.09081	0.90919	0.29
68.5	3,194.00	0.00	0.00000	1.00000	0.27
69.5	3,194.00	102.00	0.03193	0.96807	0.27
70.5	3,092.00	0.00	0.00000	1.00000	0.26
71.5	3,092.00	0.00	0.00000	1.00000	0.26
72.5	3,092.00	3,092.00	1.00000	0.00000	0.26
73.5	0.00	0.00	0.00000	1.00000	0.00

Scenario: SDGE Actuarial @ 2020
 Account: C393.10-Stores Equip-Other
 Placement Band: 1916 - 2020

Observed Life Table
 2024 GRC - APP
 Depreciation

SDG&E
 2024 GRC - APP
 Depreciation
 Observation Band: 1961 - 2020

Age at Beginning of Interval	Exposures at Beginning of Interval	Retirements During Interval	Retirement Ratio	Survivor Ratio	Percent Surv at Beginning of Interval
0	1,335,768.18	0.00	0.00000	1.00000	100.00
0.5	1,374,576.03	464.00	0.00034	0.99966	100.00
1.5	1,376,502.13	16,097.00	0.01169	0.98831	99.97
2.5	1,361,249.73	52,407.00	0.03850	0.96150	98.80
3.5	966,407.11	18,083.00	0.01871	0.98129	94.99
4.5	929,568.77	82,799.00	0.08907	0.91093	93.22
5.5	847,424.59	8,727.00	0.01030	0.98970	84.91
6.5	833,910.59	11,552.00	0.01385	0.98615	84.04
7.5	824,229.15	87,595.00	0.10628	0.89372	82.87
8.5	737,741.15	157,167.00	0.21304	0.78696	74.07
9.5	569,861.79	16,721.00	0.02934	0.97066	58.29
10.5	553,674.79	8,454.00	0.01527	0.98473	56.58
11.5	546,061.79	2,629.00	0.00481	0.99519	55.71
12.5	543,504.79	1,091.00	0.00201	0.99799	55.45
13.5	543,190.79	9,406.00	0.01732	0.98268	55.33
14.5	536,235.79	4,227.00	0.00788	0.99212	54.38
15.5	537,442.79	1,595.00	0.00297	0.99703	53.95
16.5	536,020.79	776.00	0.00145	0.99855	53.79
17.5	552,896.79	9,119.26	0.01649	0.98351	53.71
18.5	543,777.53	713.00	0.00131	0.99869	52.82
19.5	544,599.53	54,974.31	0.10094	0.89906	52.76
20.5	489,638.22	48,394.70	0.09884	0.90116	47.43
21.5	442,045.52	29,173.99	0.06600	0.93400	42.74
22.5	414,689.53	151,203.40	0.36462	0.63538	39.92
23.5	262,696.90	50,965.84	0.19401	0.80599	25.37
24.5	212,340.06	41,732.43	0.19654	0.80346	20.44
25.5	171,245.63	7,353.47	0.04294	0.95706	16.43
26.5	163,892.16	39,693.69	0.24219	0.75781	15.72
27.5	124,356.47	8,214.31	0.06605	0.93395	11.91
28.5	117,135.16	27,870.37	0.23793	0.76207	11.13
29.5	92,330.79	9,186.98	0.09950	0.90050	8.48
30.5	109,198.81	2,352.98	0.02155	0.97845	7.64
31.5	110,745.83	1,920.00	0.01734	0.98266	7.47
32.5	114,814.83	15,509.44	0.13508	0.86492	7.34
33.5	101,463.39	16,139.22	0.15906	0.84094	6.35
34.5	86,313.17	2,796.00	0.03239	0.96761	5.34
35.5	86,504.17	11,950.56	0.13815	0.86185	5.17
36.5	79,658.61	2,267.00	0.02846	0.97154	4.45
37.5	79,972.61	5,194.03	0.06495	0.93505	4.33
38.5	75,781.58	15,918.85	0.21006	0.78994	4.04
39.5	60,835.73	11,442.10	0.18808	0.81192	3.20
40.5	52,739.63	3,220.60	0.06107	0.93893	2.59
41.5	49,748.03	4,447.99	0.08941	0.91059	2.44
42.5	45,983.04	2,437.66	0.05301	0.94699	2.22
43.5	44,649.38	3,358.82	0.07523	0.92477	2.10
44.5	42,921.56	2,044.00	0.04762	0.95238	1.94
45.5	40,877.56	858.56	0.02100	0.97900	1.85
46.5	40,019.00	2,799.00	0.06994	0.93006	1.81
47.5	37,220.00	564.00	0.01515	0.98485	1.68
48.5	36,656.00	1,239.00	0.03380	0.96620	1.66
49.5	35,417.00	1,607.00	0.04537	0.95463	1.60
50.5	33,810.00	1,951.00	0.05770	0.94230	1.53
51.5	31,859.00	1,671.00	0.05245	0.94755	1.44
52.5	30,188.00	1,184.00	0.03922	0.96078	1.37

Scenario: SDGE Actuarial @ 2020
Account: C393.10-Stores Equip-Other
Placement Band: 1916 - 2020

Observation Band: 1961 - 2020

Age at Beginning of Interval	Exposures at Beginning of Interval	Retirements During Interval	Retirement Ratio	Survivor Ratio	Percent Surv at Beginning of Interval
53.5	29,004.00	0.00	0.00000	1.00000	1.31
54.5	29,004.00	51.00	0.00176	0.99824	1.31
55.5	28,953.00	369.00	0.01274	0.98726	1.31
56.5	28,584.00	571.00	0.01998	0.98002	1.29
57.5	28,013.00	5,231.00	0.18673	0.81327	1.27
58.5	22,782.00	1,700.00	0.07462	0.92538	1.03
59.5	21,082.00	556.00	0.02637	0.97363	0.95
60.5	20,526.00	236.00	0.01150	0.98850	0.93
61.5	20,290.00	0.00	0.00000	1.00000	0.92
62.5	20,290.00	666.00	0.03282	0.96718	0.92
63.5	19,624.00	444.00	0.02263	0.97737	0.89
64.5	19,180.00	203.00	0.01058	0.98942	0.87
65.5	18,977.00	612.00	0.03225	0.96775	0.86
66.5	18,365.00	14,852.00	0.80871	0.19129	0.83
67.5	3,513.00	319.00	0.09081	0.90919	0.16
68.5	3,194.00	0.00	0.00000	1.00000	0.15
69.5	3,194.00	102.00	0.03193	0.96807	0.15
70.5	3,092.00	0.00	0.00000	1.00000	0.14
71.5	3,092.00	0.00	0.00000	1.00000	0.14
72.5	3,092.00	3,092.00	1.00000	0.00000	0.14
73.5	0.00	0.00	0.00000	1.00000	0.00

Scenario: SDGE Actuarial @ 2020
 Account: C393.10-Stores Equip-Other
 Placement Band: 1916 - 2020

Observed Life Table
 2024 GRC - APP
 Depreciation

Observation Band: 1991 - 2020

Age at Beginning of Interval	Exposures at Beginning of Interval	Retirements During Interval	Retirement Ratio	Survivor Ratio	Percent Surv at Beginning of Interval
0	536,754.93	0.00	0.00000	1.00000	100.00
0.5	562,416.49	0.00	0.00000	1.00000	100.00
1.5	701,732.50	0.00	0.00000	1.00000	100.00
2.5	701,732.50	31,482.00	0.04486	0.95514	100.00
3.5	326,955.89	0.00	0.00000	1.00000	95.51
4.5	399,542.19	80,403.00	0.20124	0.79876	95.51
5.5	436,441.03	0.00	0.00000	1.00000	76.29
6.5	446,980.80	4,608.00	0.01031	0.98969	76.29
7.5	457,100.18	82,744.00	0.18102	0.81898	75.51
8.5	409,293.43	157,167.00	0.38400	0.61600	61.84
9.5	269,468.66	11,943.00	0.04432	0.95568	38.09
10.5	276,563.33	8,004.00	0.02894	0.97106	36.40
11.5	281,702.61	2,547.00	0.00904	0.99096	35.35
12.5	281,322.93	0.00	0.00000	1.00000	35.03
13.5	298,318.57	8,908.00	0.02986	0.97014	35.03
14.5	289,410.57	2,883.00	0.00996	0.99004	33.98
15.5	293,153.73	0.00	0.00000	1.00000	33.65
16.5	332,488.16	0.00	0.00000	1.00000	33.65
17.5	345,655.63	1,721.26	0.00498	0.99502	33.65
18.5	362,656.06	0.00	0.00000	1.00000	33.48
19.5	364,755.37	53,855.31	0.14765	0.85235	33.48
20.5	337,336.43	25,748.70	0.07633	0.92367	28.54
21.5	320,352.71	29,045.99	0.09067	0.90933	26.36
22.5	292,800.70	149,760.40	0.51148	0.48852	23.97
23.5	142,136.07	48,642.84	0.34223	0.65777	11.71
24.5	95,679.67	31,283.43	0.32696	0.67304	7.70
25.5	65,707.46	5,953.47	0.09061	0.90939	5.18
26.5	59,753.99	17,461.69	0.29223	0.70777	4.71
27.5	50,876.86	3,208.31	0.06306	0.93694	3.34
28.5	47,668.55	26,436.37	0.55459	0.44541	3.13
29.5	38,357.21	8,764.98	0.22851	0.77149	1.39
30.5	59,124.08	1,937.98	0.03278	0.96722	1.07
31.5	58,788.20	0.00	0.00000	1.00000	1.04
32.5	59,210.80	14,226.44	0.24027	0.75973	1.04
33.5	45,468.35	14,483.22	0.31853	0.68147	0.79
34.5	32,359.79	0.00	0.00000	1.00000	0.54
35.5	33,925.61	10,325.56	0.30436	0.69564	0.54
36.5	28,609.05	0.00	0.00000	1.00000	0.37
37.5	28,873.61	3,532.03	0.12233	0.87767	0.37
38.5	25,341.58	14,618.85	0.57687	0.42313	0.33
39.5	10,722.73	7,392.10	0.68939	0.31061	0.14
40.5	3,330.63	422.60	0.12688	0.87312	0.04
41.5	2,908.03	977.99	0.33631	0.66369	0.04
42.5	1,930.04	593.66	0.30759	0.69241	0.03
43.5	1,336.38	1,071.82	0.80203	0.19797	0.02
44.5	264.56	0.00	0.00000	1.00000	0.00
45.5	264.56	264.56	1.00000	0.00000	0.00
46.5	0.00	0.00	0.00000	1.00000	0.00
47.5	0.00	0.00	0.00000	1.00000	0.00
48.5	0.00	0.00	0.00000	1.00000	0.00
49.5	889.00	0.00	0.00000	1.00000	0.00
50.5	889.00	0.00	0.00000	1.00000	0.00
51.5	1,188.00	0.00	0.00000	1.00000	0.00
52.5	2,491.00	624.00	0.25050	0.74950	0.00

Observed Life Table

Scenario: SDGE Actuarial @ 2020
 Account: C393.10-Stores Equip-Other
 Placement Band: 1916 - 2020

Observation Band: 1991 - 2020

Age at Beginning of Interval	Exposures at Beginning of Interval	Retirements During Interval	Retirement Ratio	Survivor Ratio	Percent Surv at Beginning of Interval
53.5	1,867.00	0.00	0.00000	1.00000	
54.5	1,867.00	0.00	0.00000	1.00000	
55.5	1,867.00	265.00	0.14194	0.85806	
56.5	1,602.00	0.00	0.00000	1.00000	
57.5	1,602.00	299.00	0.18664	0.81336	
58.5	1,303.00	1,303.00	1.00000	0.00000	
59.5	0.00	0.00	0.00000	1.00000	
60.5	14,456.00	0.00	0.00000	1.00000	
61.5	14,456.00	0.00	0.00000	1.00000	
62.5	15,068.00	0.00	0.00000	1.00000	
63.5	15,068.00	297.00	0.01971	0.98029	
64.5	14,771.00	0.00	0.00000	1.00000	
65.5	14,771.00	612.00	0.04143	0.95857	
66.5	17,251.00	14,159.00	0.82076	0.17924	
67.5	3,092.00	0.00	0.00000	1.00000	
68.5	3,092.00	0.00	0.00000	1.00000	
69.5	3,092.00	0.00	0.00000	1.00000	
70.5	3,092.00	0.00	0.00000	1.00000	
71.5	3,092.00	0.00	0.00000	1.00000	
72.5	3,092.00	3,092.00	1.00000	0.00000	
73.5	0.00	0.00	0.00000	1.00000	

Scenario: SDGE Actuarial @ 2020
 Account: C393.10-Stores Equip-Other
 Placement Band: 1961 - 2020

Observed Life Table
 SDG&E
 2024 GRC - APP
 Depreciation

Observation Band: 1961 - 2020

Age at Beginning of Interval	Exposures at Beginning of Interval	Retirements During Interval	Retirement Ratio	Survivor Ratio	Percent Surv at Beginning of Interval
0	1,335,768.18	0.00	0.00000	1.00000	100.00
0.5	1,335,768.18	464.00	0.00035	0.99965	100.00
1.5	1,335,304.18	16,097.00	0.01205	0.98795	99.97
2.5	1,319,207.18	52,407.00	0.03973	0.96027	98.76
3.5	923,505.57	18,083.00	0.01958	0.98042	94.84
4.5	885,075.57	82,799.00	0.09355	0.90645	92.98
5.5	800,417.57	8,677.00	0.01084	0.98916	84.28
6.5	781,155.57	11,498.00	0.01472	0.98528	83.37
7.5	769,657.57	87,595.00	0.11381	0.88619	82.14
8.5	682,062.57	157,167.00	0.23043	0.76957	72.79
9.5	513,470.21	14,095.00	0.02745	0.97255	56.02
10.5	499,375.21	8,454.00	0.01693	0.98307	54.48
11.5	490,921.21	2,629.00	0.00536	0.99464	53.56
12.5	488,292.21	874.00	0.00179	0.99821	53.27
13.5	486,752.21	9,406.00	0.01932	0.98068	53.18
14.5	477,346.21	4,045.00	0.00847	0.99153	52.15
15.5	473,301.21	1,595.00	0.00337	0.99663	51.71
16.5	471,706.21	776.00	0.00165	0.99835	51.53
17.5	470,930.21	8,012.26	0.01701	0.98299	51.45
18.5	462,917.95	0.00	0.00000	1.00000	50.57
19.5	462,917.95	54,110.31	0.11689	0.88311	50.57
20.5	408,807.64	48,043.70	0.11752	0.88248	44.66
21.5	360,763.94	29,101.99	0.08067	0.91933	39.41
22.5	331,661.95	149,760.40	0.45155	0.54845	36.23
23.5	180,997.32	48,693.84	0.26903	0.73097	19.87
24.5	132,303.48	36,298.43	0.27436	0.72564	14.53
25.5	96,005.05	5,953.47	0.06201	0.93799	10.54
26.5	90,051.58	22,049.69	0.24486	0.75514	9.89
27.5	68,001.89	3,208.31	0.04718	0.95282	7.47
28.5	64,793.58	26,436.37	0.40801	0.59199	7.11
29.5	38,357.21	8,764.98	0.22851	0.77149	4.21
30.5	29,592.23	1,937.98	0.06549	0.93451	3.25
31.5	27,654.25	0.00	0.00000	1.00000	3.04
32.5	27,654.25	14,226.44	0.51444	0.48556	3.04
33.5	13,427.81	1,311.22	0.09765	0.90235	1.47
34.5	12,116.59	0.00	0.00000	1.00000	1.33
35.5	12,116.59	8,584.56	0.70850	0.29150	1.33
36.5	3,532.03	0.00	0.00000	1.00000	0.39
37.5	3,532.03	3,532.03	1.00000	0.00000	0.39
38.5	0.00	0.00	0.00000	1.00000	0.00

SDG&E
2024 GRC - APP
Depreciation

Observed Life Table

Scenario: SDGE Actuarial @ 2020

Account: C393.10-Stores Equip-Other

Placement Band: 1961 - 2020

Observation Band: 1991 - 2020

Age at Beginning of Interval	Exposures at Beginning of Interval	Retirements During Interval	Retirement Ratio	Survivor Ratio	Percent Surv at Beginning of Interval
0	536,754.93	0.00	0.00000	1.00000	100.00
0.5	562,416.49	0.00	0.00000	1.00000	100.00
1.5	701,732.50	0.00	0.00000	1.00000	100.00
2.5	701,732.50	31,482.00	0.04486	0.95514	100.00
3.5	326,955.89	0.00	0.00000	1.00000	95.51
4.5	399,542.19	80,403.00	0.20124	0.79876	95.51
5.5	436,441.03	0.00	0.00000	1.00000	76.29
6.5	446,980.80	4,608.00	0.01031	0.98969	76.29
7.5	457,100.18	82,744.00	0.18102	0.81898	75.51
8.5	409,293.43	157,167.00	0.38400	0.61600	61.84
9.5	269,468.66	11,943.00	0.04432	0.95568	38.09
10.5	276,563.33	8,004.00	0.02894	0.97106	36.40
11.5	281,702.61	2,547.00	0.00904	0.99096	35.35
12.5	281,322.93	0.00	0.00000	1.00000	35.03
13.5	298,318.57	8,908.00	0.02986	0.97014	35.03
14.5	289,410.57	2,883.00	0.00996	0.99004	33.98
15.5	293,153.73	0.00	0.00000	1.00000	33.65
16.5	332,488.16	0.00	0.00000	1.00000	33.65
17.5	345,655.63	1,721.26	0.00498	0.99502	33.65
18.5	362,656.06	0.00	0.00000	1.00000	33.48
19.5	364,755.37	53,855.31	0.14765	0.85235	33.48
20.5	337,336.43	25,748.70	0.07633	0.92367	28.54
21.5	320,352.71	29,045.99	0.09067	0.90933	26.36
22.5	292,800.70	149,760.40	0.51148	0.48852	23.97
23.5	142,136.07	48,642.84	0.34223	0.65777	11.71
24.5	95,679.67	31,283.43	0.32696	0.67304	7.70
25.5	65,707.46	5,953.47	0.09061	0.90939	5.18
26.5	59,753.99	17,461.69	0.29223	0.70777	4.71
27.5	50,876.86	3,208.31	0.06306	0.93694	3.34
28.5	47,668.55	26,436.37	0.55459	0.44541	3.13
29.5	38,357.21	8,764.98	0.22851	0.77149	1.39
30.5	29,592.23	1,937.98	0.06549	0.93451	1.07
31.5	27,654.25	0.00	0.00000	1.00000	1.00
32.5	27,654.25	14,226.44	0.51444	0.48556	1.00
33.5	13,427.81	1,311.22	0.09765	0.90235	0.49
34.5	12,116.59	0.00	0.00000	1.00000	0.44
35.5	12,116.59	8,584.56	0.70850	0.29150	0.44
36.5	3,532.03	0.00	0.00000	1.00000	0.13
37.5	3,532.03	3,532.03	1.00000	0.00000	0.13
38.5	0.00	0.00	0.00000	1.00000	0.00

SDG&E
2024 GRC - APP
Depreciation

Observed Life Table

Scenario: SDGE Actuarial @ 2020

Account: C393.10-Stores Equip-Other

Placement Band: 1991 - 2020

Observation Band: 1991 - 2020

Age at Beginning of Interval	Exposures at Beginning of Interval	Retirements During Interval	Retirement Ratio	Survivor Ratio	Percent Surv at Beginning of Interval
0	536,754.93	0.00	0.00000	1.00000	100.00
0.5	536,754.93	0.00	0.00000	1.00000	100.00
1.5	536,754.93	0.00	0.00000	1.00000	100.00
2.5	536,754.93	31,482.00	0.05865	0.94135	100.00
3.5	161,978.32	0.00	0.00000	1.00000	94.14
4.5	161,978.32	0.00	0.00000	1.00000	94.14
5.5	160,119.32	0.00	0.00000	1.00000	94.14
6.5	149,534.32	4,608.00	0.03082	0.96918	94.14
7.5	144,926.32	0.00	0.00000	1.00000	91.23
8.5	144,926.32	0.00	0.00000	1.00000	91.23
9.5	133,500.96	0.00	0.00000	1.00000	91.23
10.5	133,500.96	0.00	0.00000	1.00000	91.23
11.5	133,500.96	0.00	0.00000	1.00000	91.23
12.5	133,500.96	0.00	0.00000	1.00000	91.23
13.5	133,500.96	0.00	0.00000	1.00000	91.23
14.5	133,500.96	0.00	0.00000	1.00000	91.23
15.5	133,500.96	0.00	0.00000	1.00000	91.23
16.5	133,500.96	0.00	0.00000	1.00000	91.23
17.5	133,500.96	0.00	0.00000	1.00000	91.23
18.5	133,500.96	0.00	0.00000	1.00000	91.23
19.5	133,500.96	124.83	0.00094	0.99906	91.23
20.5	133,376.13	12,383.32	0.09285	0.90715	91.15
21.5	120,992.81	0.00	0.00000	1.00000	82.69
22.5	120,992.81	120,992.81	1.00000	0.00000	82.69
23.5	0.00	0.00	0.00000	1.00000	0.00

Actuarial Life Analysis

Account: C393.10-Stores Equip-Other
 Scenario: SDGE Actuarial @ 2020
 Placement Band: 1916 - 1952
 Function: Survivorship Annual Rate Method
 Weighting: Unweighted
 T-Cut: None

Observation Band	<u>Censoring</u>		Error Sum of Squares	<u>Best Fit</u>	
	Age	Percent		Disp	ASL
1948 -1952	36.5	89.05	0.01059455	L0	124.63
1949 -1953	37.5	88.71	0.01824385	L0	120.43
1950 -1954	38.5	93.03	0.01290609	R0.5	143.64
1951 -1955	39.5	81.91	0.02280628	R0.5	70.43
1952 -1956	40.5	76.26	0.03415017	R0.5	59.14
1953 -1957	41.5	60.69	0.42491946	L0	38.05
1954 -1958	42.5	65.00	0.48793915	R0.5	36.94
1955 -1959	43.5	63.78	0.43215409	L0	42.23
1956 -1960	44.5	66.57	0.24810192	R0.5	45.18
1957 -1961	45.5	35.11	0.33343206	R0.5	38.13
1958 -1962	46.5	40.39	0.28057200	L0	43.20
1959 -1963	47.5	41.16	0.32101183	L0	41.55
1960 -1964	48.5	59.52	0.03264997	R2.5	50.20
1961 -1965	49.5	72.16	0.01345093	L2	66.75
1962 -1966	50.5	81.69	0.01745933	S0	89.35
1963 -1967	51.5	0.00	0.10143454	R4	42.00
1964 -1968	52.5	0.61	0.05592317	R4	41.10
1965 -1969	53.5	0.88	0.07804997	S4	40.52
1966 -1970	54.5	0.02	0.15299923	S3	21.52
1967 -1971	55.5	0.01	0.11335678	L4	21.07
1968 -1972	56.5	0.57	0.07161455	L5	21.52
1969 -1973	57.5	0.00	0.04707052	R5	20.82
1970 -1974	58.5	0.00	0.11020736	R5	21.08
1971 -1975	59.5	24.90	0.11665525	R2.5	50.49
1972 -1976	60.5	45.25	0.06331628	R1.5	56.58
1973 -1977	61.5	40.01	0.10879144	L2.5	53.38
1974 -1978		1.00			
1975 -1979		1.00			
1976 -1980	64.5	65.09	0.10787207	L3	71.80
1977 -1981	65.5	57.08	0.19299997	L3	68.14
1978 -1982	66.5	76.24	0.06206064	L2	92.60
1979 -1983	67.5	74.50	0.07021431	L1.5	93.92
1980 -1984	68.5	56.32	0.30891681	L2.5	69.32
1981 -1985	69.5	99.77	0.00034548	R4	168.44
1982 -1986	70.5	96.67	0.00656049	R2	220.39
1983 -1987	71.5	29.51	1.20134521	L2.5	48.22
1984 -1988	72.5	0.00	0.22422645	L0	17.31
1985 -1989	73.5	0.00	0.33661742	R0.5	16.62
1986 -1990	74.5	0.00	0.25680717	R0.5	18.27
1987 -1991	75.5	0.00	0.15783120	L0	21.05
1988 -1992	76.5	0.00	0.19085350	L0	21.91
1989 -1993		1.00			
1990 -1994	78.5	0.18	0.64326135	L0	12.26
1991 -1995	79.5	0.00	0.66477881	L0	30.99

Actuarial Life Analysis

SDG&E
2024 GRC - APP
Depreciation

Account: C393.10-Stores Equip-Other

Scenario: SDGE Actuarial @ 2020

Placement Band: 1916 - 1996

Function: Survivorship Annual Rate Method

Weighting: Unweighted

T-Cut: None

Observation Band	<u>Censoring</u>		Error Sum of Squares	<u>Best Fit</u>	
	Age	Percent		Disp	ASL
1992 -1996	80.5	0.37	0.45466549	L1.5	9.58
1993 -1997	81.5	0.00	0.33413432	L1.5	9.02
1994 -1998	82.5	0.00	0.09220889	S1.5	7.24
1995 -1999	83.5	0.00	0.80540361	L1.5	12.78
1996 -2000	84.5	0.00	0.43316065	R0.5	17.95
1997 -2001		0.00			
1998 -2002		0.00			
1999 -2003		0.00			
2000 -2004		0.00			
2001 -2005		0.00			
2002 -2006		0.00			
2003 -2007		0.00			
2004 -2008		0.00			
2005 -2009		0.00			
2006 -2010		0.00			
2007 -2011	85.5	90.84	0.14289565	R0.5	212.62
2008 -2012	86.5	92.43	0.09829696	R0.5	257.32
2009 -2013	87.5	92.43	0.10005010	R0.5	260.00
2010 -2014	88.5	0.00	0.00671186	SQ	12.91
2011 -2015	89.5	0.00	0.00000300	SQ	13.05
2012 -2016		0.00			
2013 -2017	90.5	0.00	0.06830786	SQ	11.68
2014 -2018	91.5	0.00	0.09016730	S6	11.57
2015 -2019	92.5	0.00	0.09012621	S6	11.58
2016 -2020	93.5	0.00	0.07793568	S5	11.01

Actuarial Life Analysis

SDG&E
2024 GRC - APP
Depreciation

Account: C393.10-Stores Equip-Other

Scenario: SDGE Actuarial @ 2020

Placement Band: 1916 - 2020

Function: Survivorship Annual Rate Method

Weighting: Unweighted

T-Cut: None

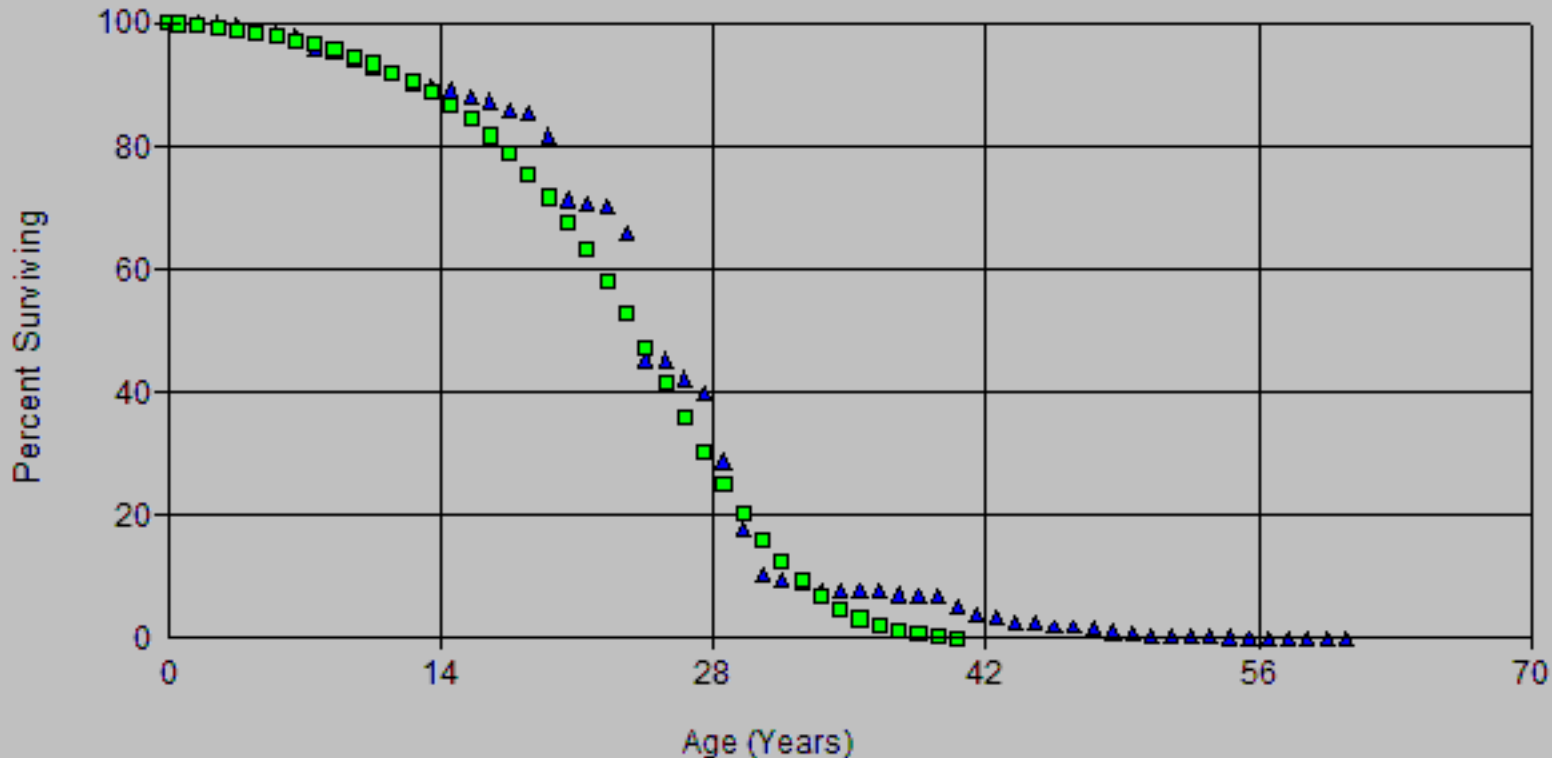
Observation Band	<u>Censoring</u>		Error Sum of Squares	<u>Best Fit</u>	
	Age	Percent		Disp	ASL
1948 -2020	104.5	0.00	0.18292366	L0	19.19
1953 -2020	104.5	0.00	0.18486241	L0	18.77
1958 -2020	104.5	0.00	0.18709924	L0	18.25
1963 -2020	104.5	0.00	0.17861487	L0	17.85
1968 -2020	104.5	0.00	0.17406074	L0	17.34
1973 -2020	104.5	0.00	0.16626450	L0	16.73
1978 -2020	104.5	0.00	0.16901460	L0	16.22
1983 -2020	104.5	0.00	0.18148323	L0	15.12
1988 -2020	104.5	0.00	0.19073467	L0	13.49
1993 -2020	104.5	0.00	0.26153395	L0	11.81
1998 -2020	104.5	0.00	0.35789788	R2	18.46
2003 -2020	104.5	0.00	0.06956636	S6	22.08
2008 -2020	104.5	0.00	0.03958774	SQ	20.73
2013 -2020	104.5	0.00	0.06830786	SQ	15.68
2018 -2020		0.00			

Account: C394.11 Portable Tools-Other
Scenario: SDGE Actuarial @ 2020

SDG&E
2024 GRC LAPP
Depreciation

▲ Actual Data

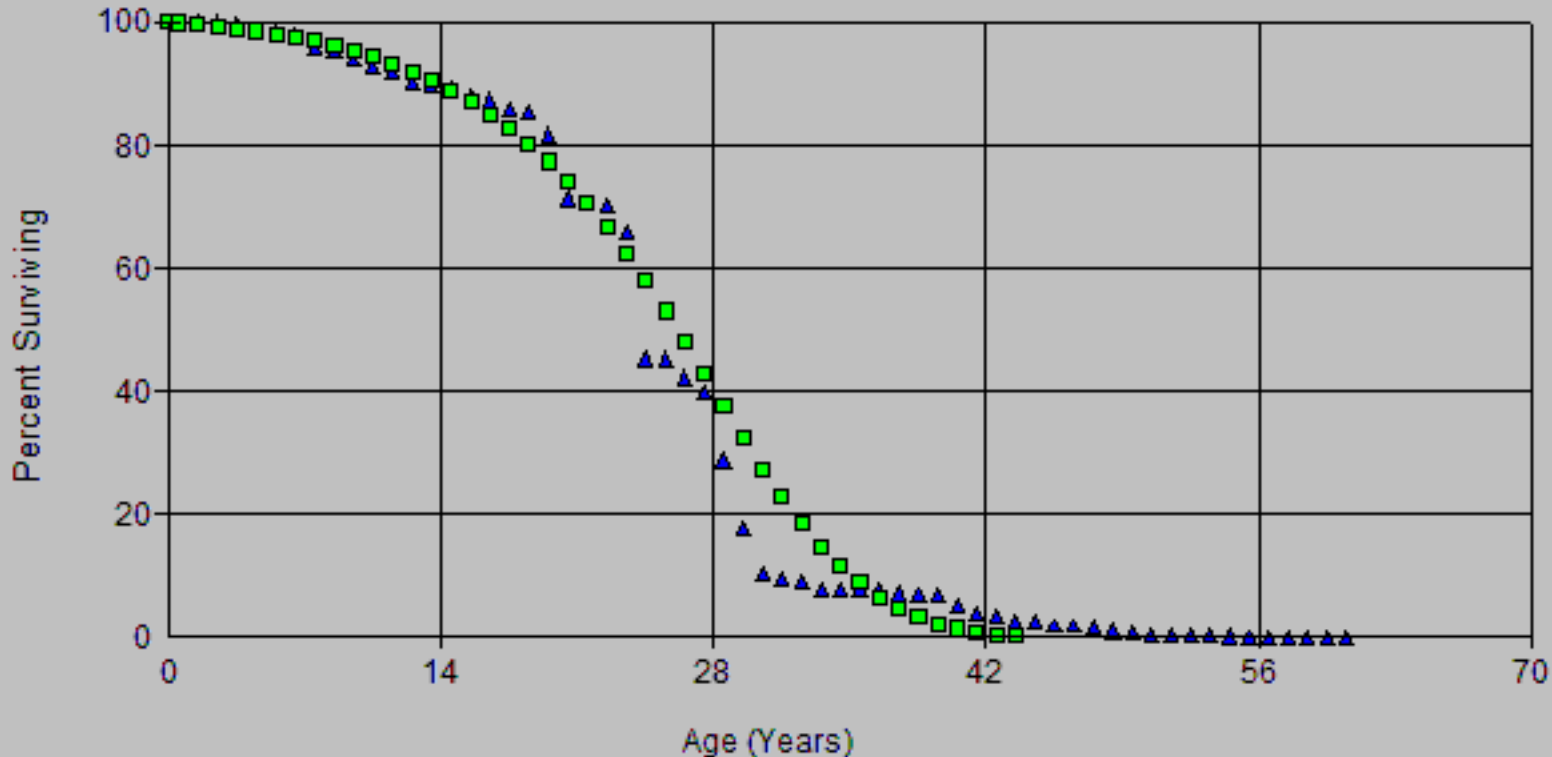
■ R2.5 23.00



Account: C394.11 Portable Tools-Other
 Scenario: SDGE Actuarial @ 2020

SDG&E
 2024 GRC (APP)
 Depreciation

▲ Actual Data ■ R2.5 25.00

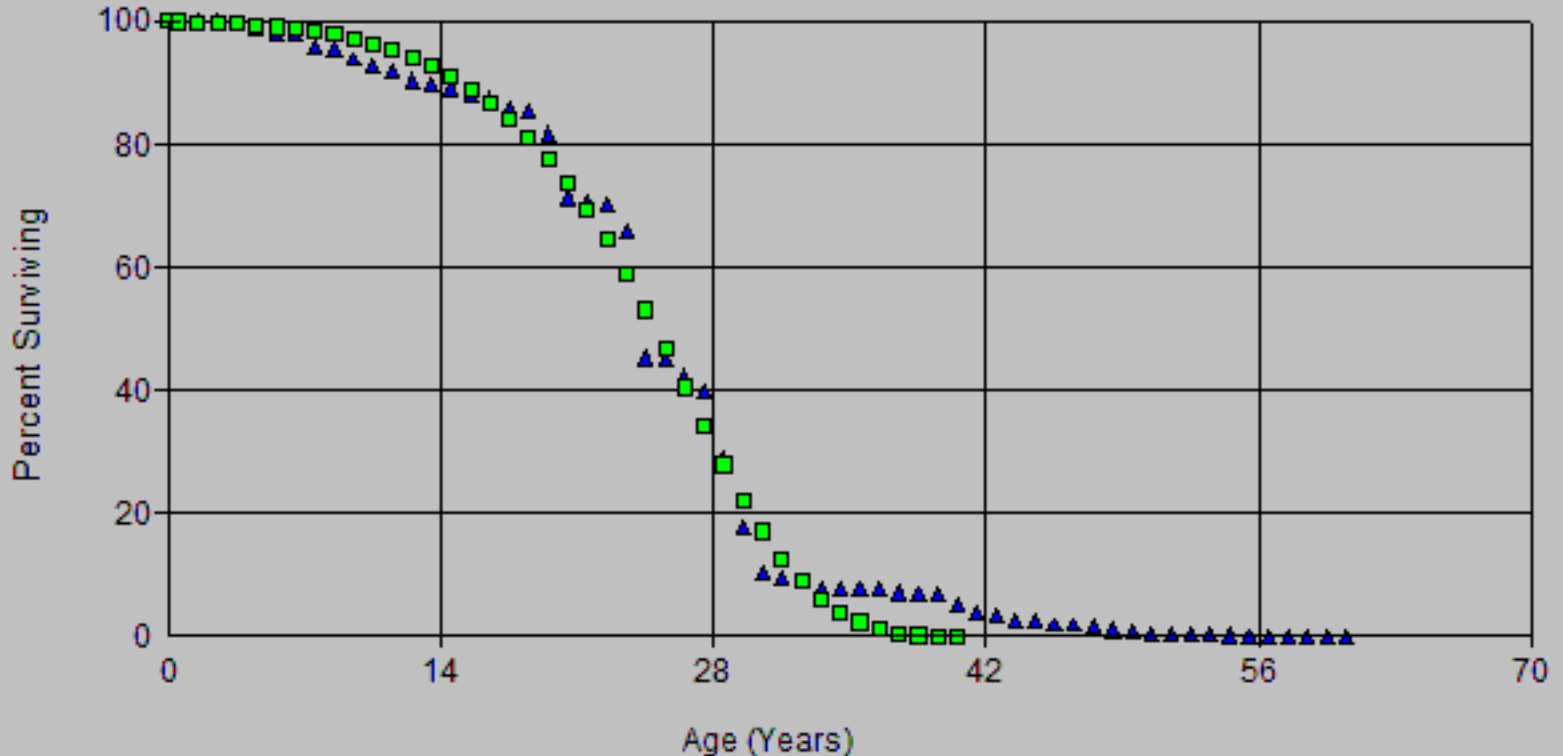


Account: C394.11 Portable Tools-Other
Scenario: SDGE Actuarial @ 2020

SDG&E
2024 GRC LAPP
Depreciation

▲ Actual Data

■ R3 24.00

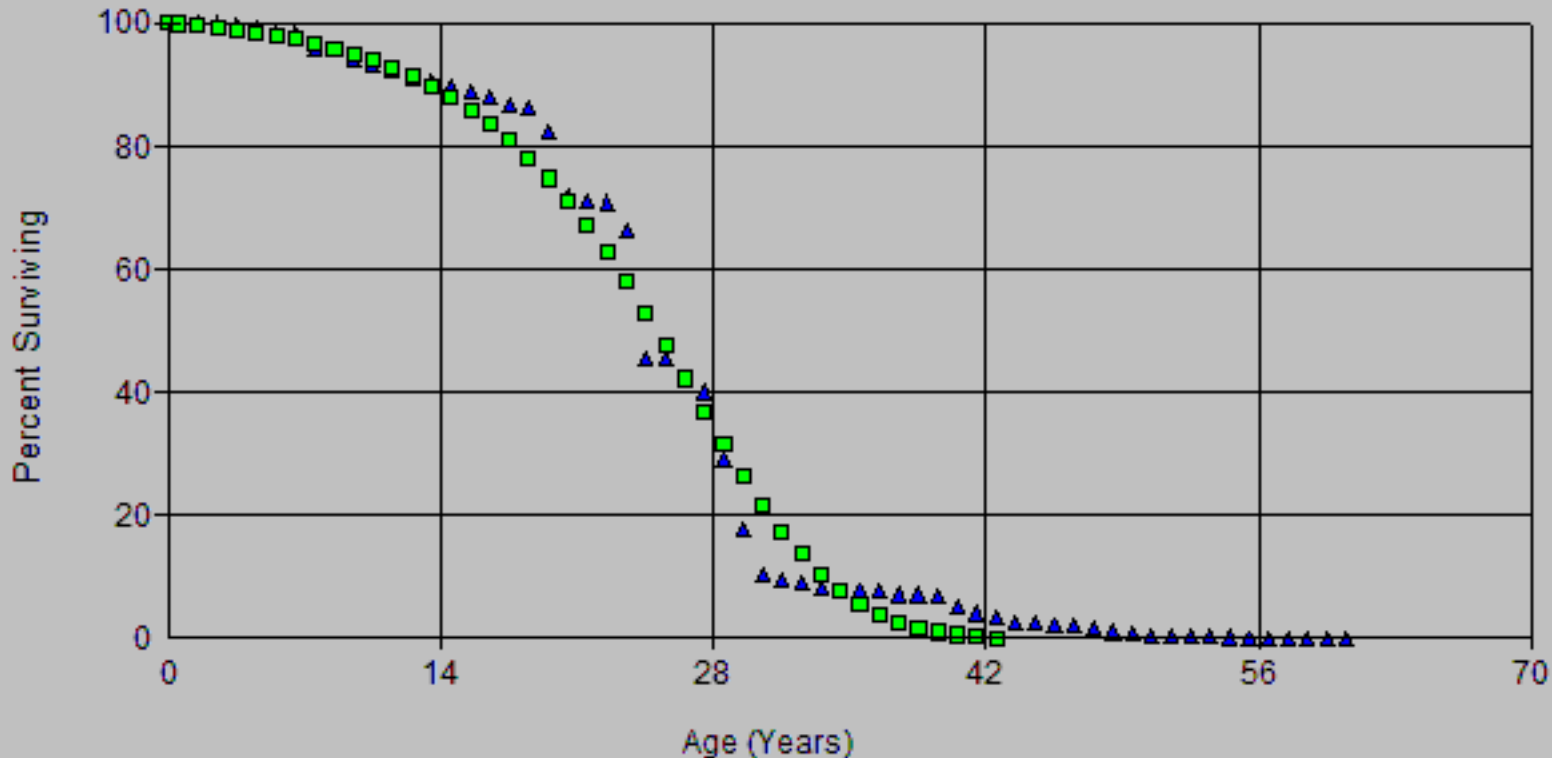


Account: C394.11 Portable Tools-Other
Scenario: SDGE Actuarial @ 2020

SDG&E
2024 GRC (APP)
Depreciation

▲ Actual Data

■ R2.5 24.00

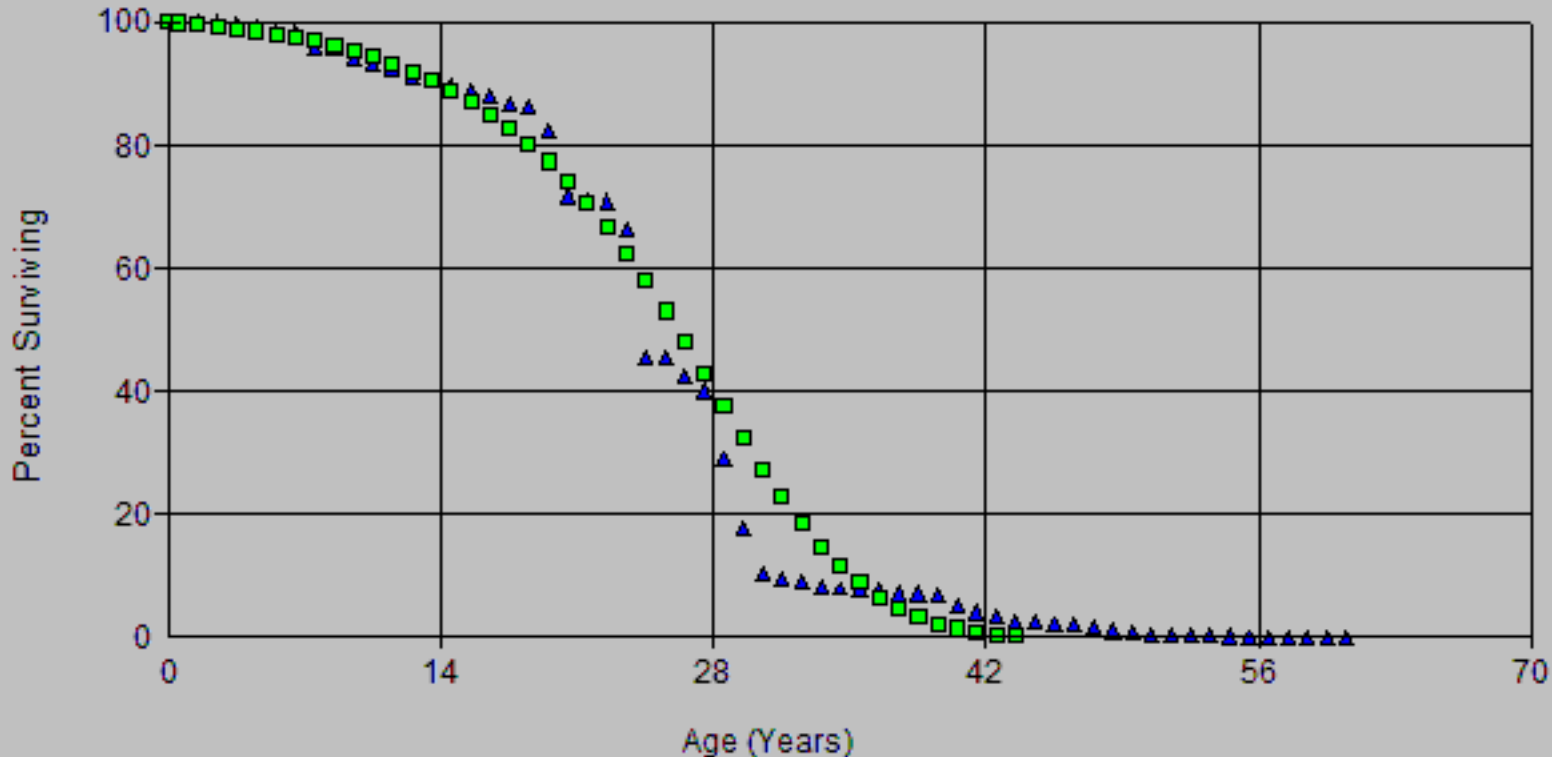


Account: C394.11 Portable Tools-Other
Scenario: SDGE Actuarial @ 2020

SDG&E
2024 GRC LARP
Depreciation

▲ Actual Data

■ R2.5 25.00

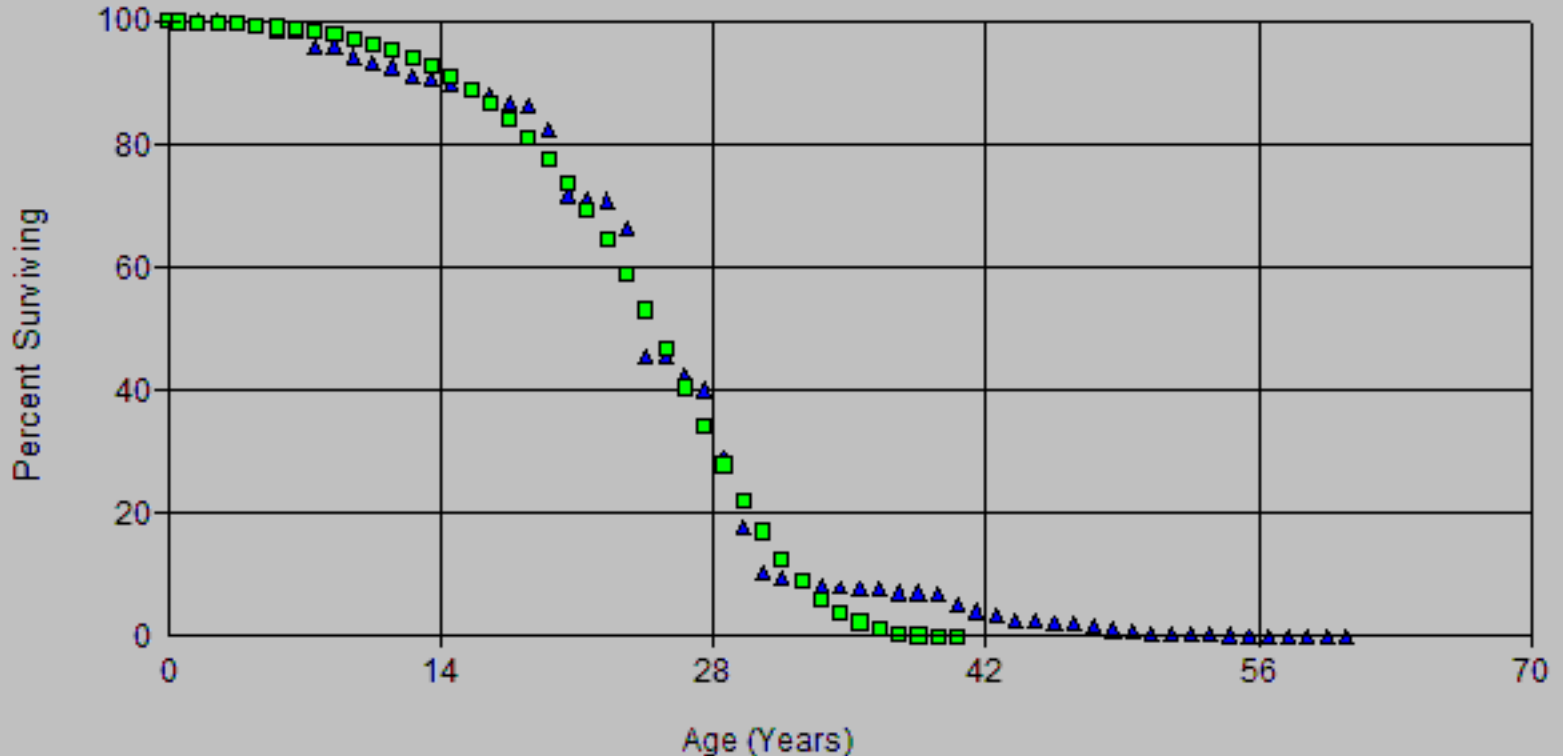


Account: C394.11 Portable Tools-Other
Scenario: SDGE Actuarial @ 2020

SDG&E
2024 GRC LAPP
Depreciation

▲ Actual Data

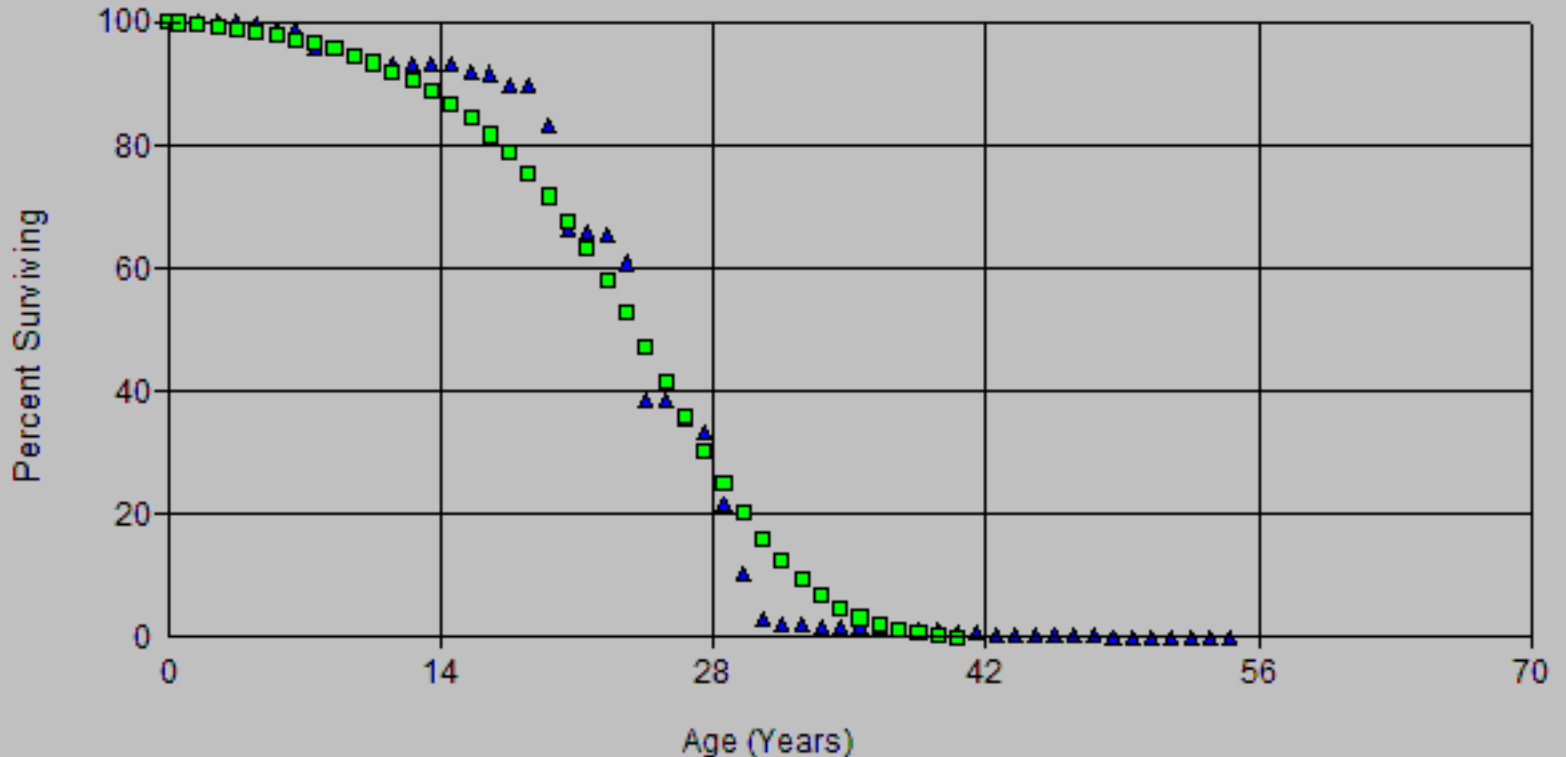
■ R3 24.00



Account: C394.11 Portable Tools-Other
 Scenario: SDGE Actuarial @ 2020

SDG&E
 2024 GRC LAPP
 Depreciation

▲ Actual Data ■ R2.5 23.00

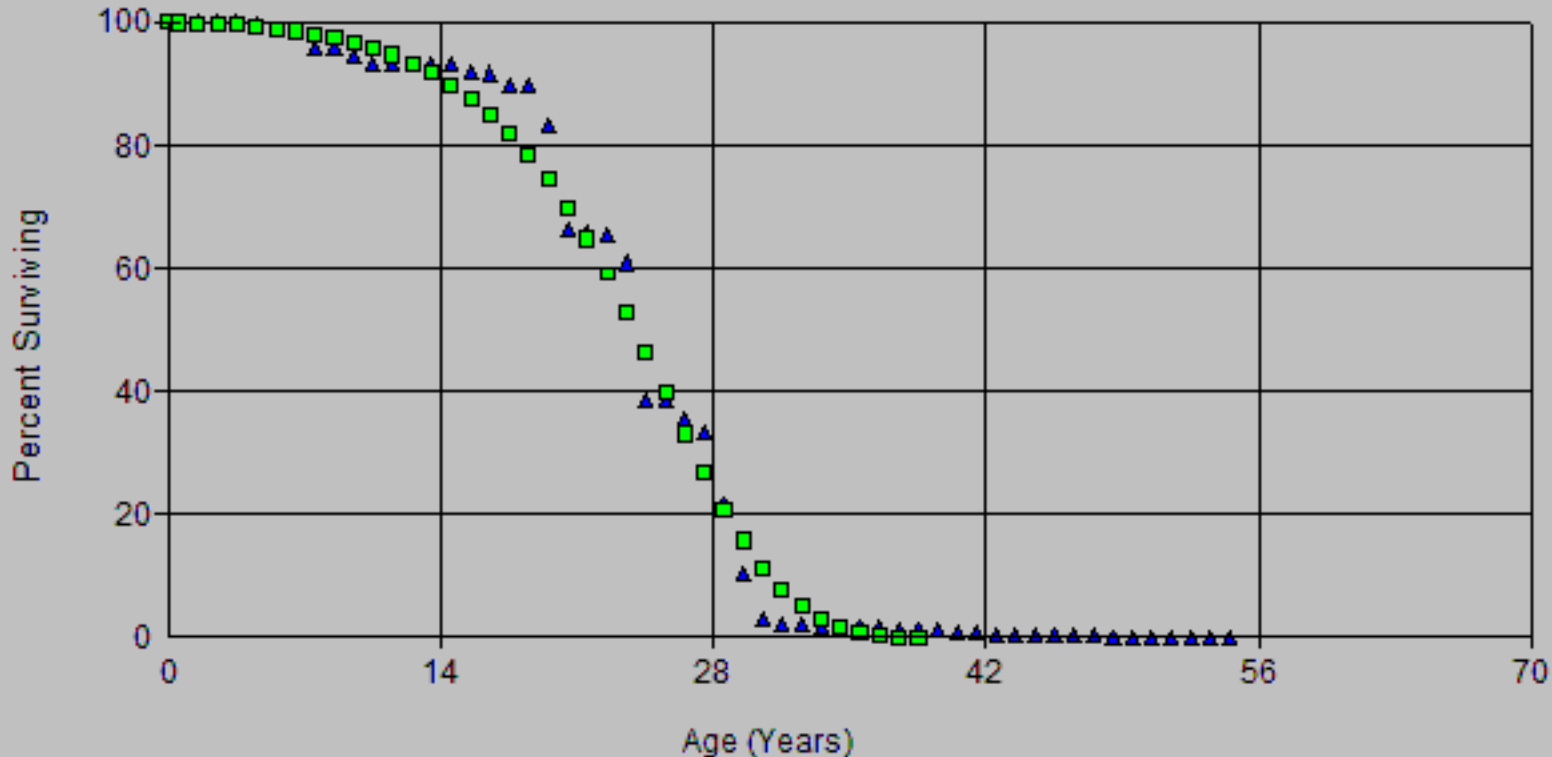


Account: C394.11 Portable Tools-Other
Scenario: SDGE Actuarial @ 2020

SDG&E
2024 GRC LAPP
Depreciation

▲ Actual Data

■ R3 23.00

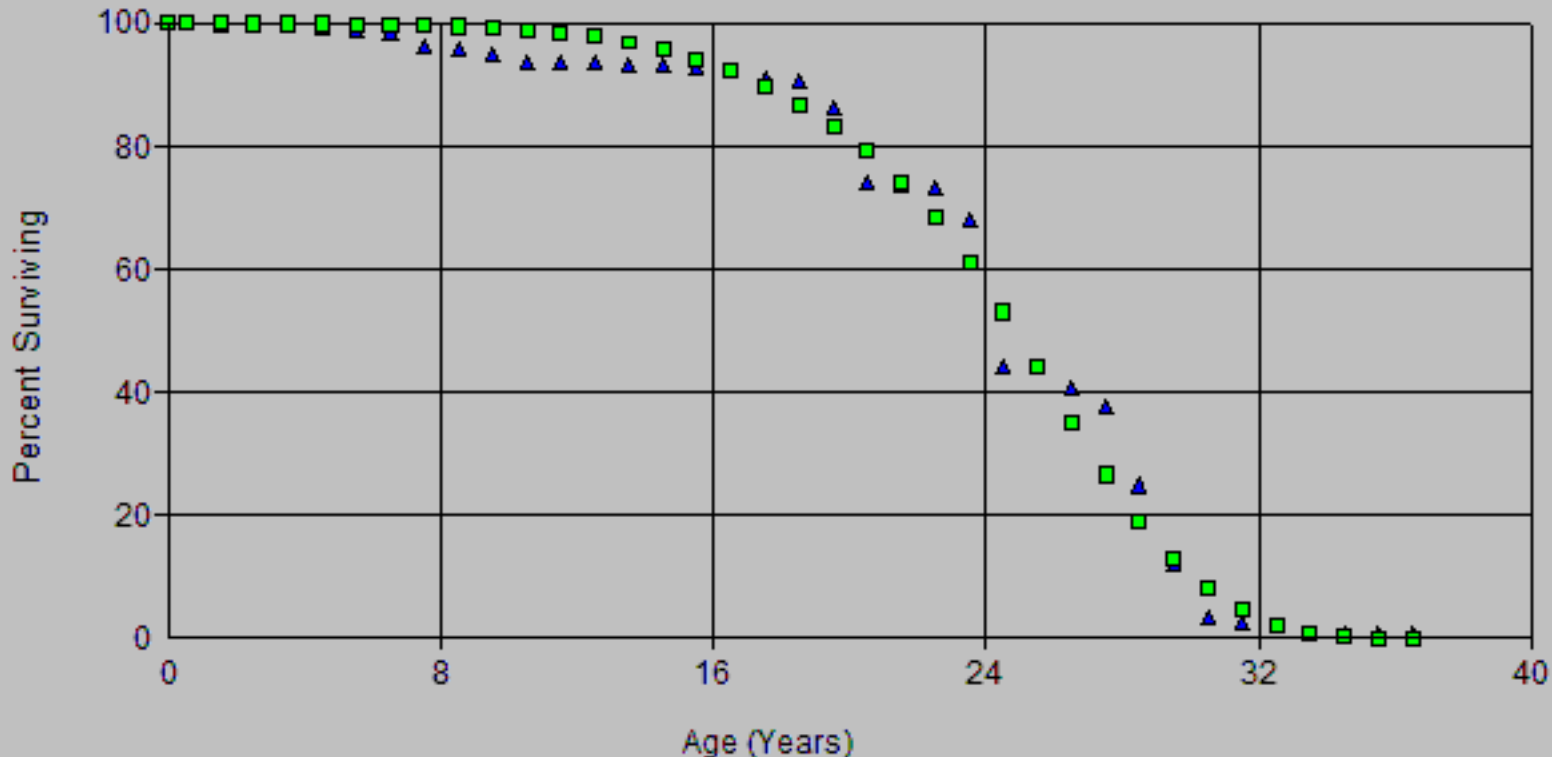


Account: C394.11 Portable Tools-Other
Scenario: SDGE Actuarial @ 2020

SDG&E
2024 GRC LAPP
Depreciation

▲ Actual Data

■ R4 24.00

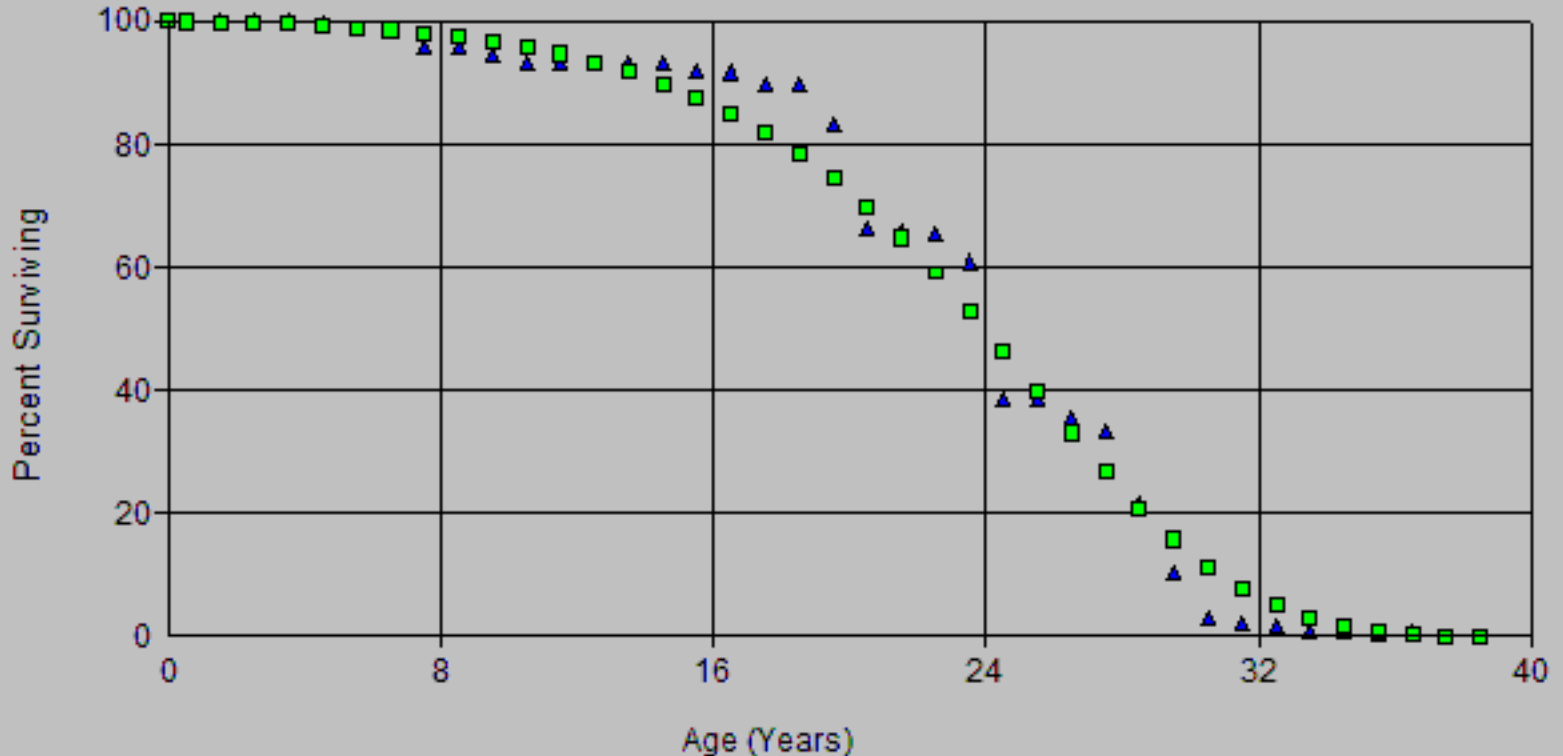


Account: C394.11 Portable Tools-Other
 Scenario: SDGE Actuarial @ 2020

SDG&E
 2024 GRIP
 Depreciation

▲ Actual Data

■ R3 23.00

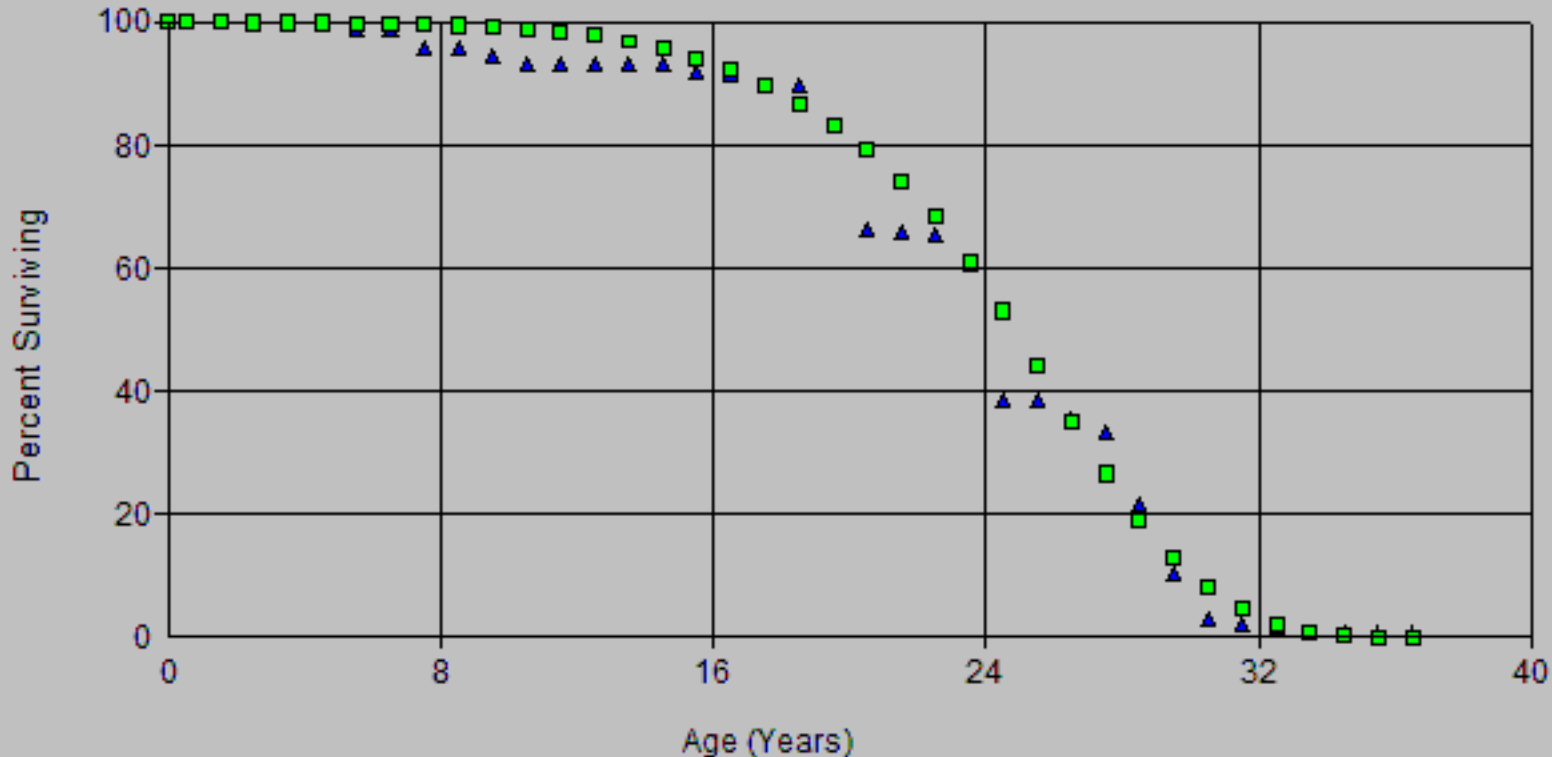


Account: C394.11 Portable Tools-Other
Scenario: SDGE Actuarial @ 2020

SDG&E
2024 GRC LAPP
Depreciation

▲ Actual Data

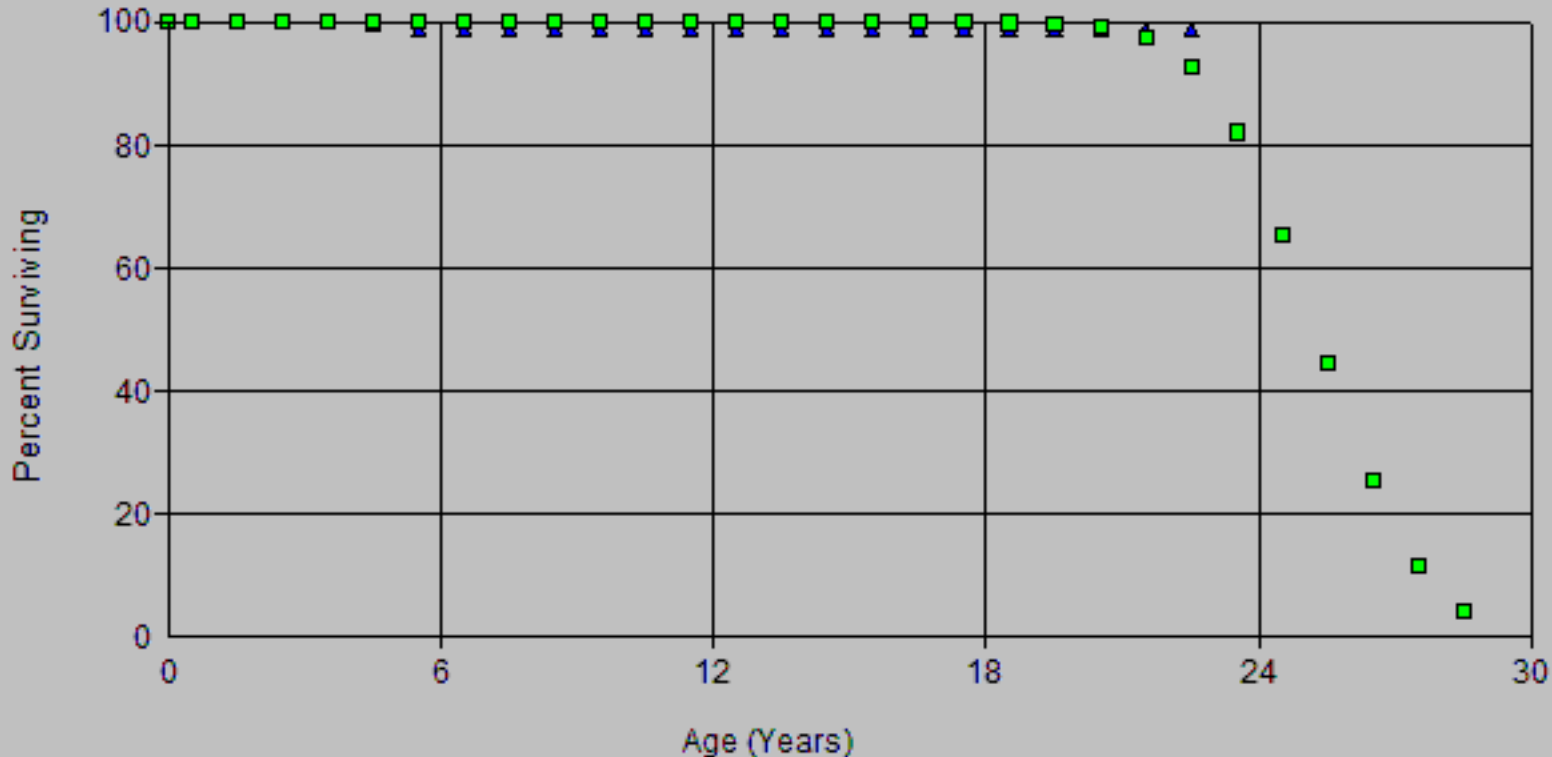
■ R4 24.00



Account: C394.11 Portable Tools-Other
 Scenario: SDGE Actuarial @ 2020

SDG&E
 2024 GRC APP
 Depreciation

▲ Actual Data ■ S6 25.00



Scenario: SDGE Actuarial @ 2020
 Account: C394.11-Portable Tools-Other
 Placement Band: 1935 - 2020

Observed Life Table
 2024 GRC - APP
 Depreciation

Observation Band: 1947 - 2020

Age at Beginning of Interval	Exposures at Beginning of Interval	Retirements During Interval	Retirement Ratio	Survivor Ratio	Percent Surv at Beginning of Interval
0	2,722,532.61	0.00	0.00000	1.00000	100.00
0.5	2,724,518.61	474.00	0.00017	0.99983	100.00
1.5	2,713,723.17	424.00	0.00016	0.99984	99.98
2.5	2,699,266.17	5,220.00	0.00193	0.99807	99.97
3.5	2,401,246.71	16,442.89	0.00685	0.99315	99.77
4.5	2,373,792.82	19,643.00	0.00827	0.99173	99.09
5.5	2,357,290.82	4,473.00	0.00190	0.99810	98.27
6.5	2,352,817.82	54,592.00	0.02320	0.97680	98.09
7.5	2,259,901.07	6,360.00	0.00281	0.99719	95.81
8.5	2,253,443.01	38,101.00	0.01691	0.98309	95.54
9.5	2,184,855.12	30,115.00	0.01378	0.98622	93.92
10.5	1,573,984.56	9,661.00	0.00614	0.99386	92.63
11.5	1,123,995.20	19,707.00	0.01753	0.98247	92.06
12.5	1,104,288.20	7,973.00	0.00722	0.99278	90.45
13.5	1,096,315.20	7,584.00	0.00692	0.99308	89.79
14.5	1,088,731.20	11,490.31	0.01055	0.98945	89.17
15.5	975,729.27	9,358.00	0.00959	0.99041	88.23
16.5	952,170.63	15,621.05	0.01641	0.98359	87.39
17.5	922,634.06	4,367.02	0.00473	0.99527	85.95
18.5	918,267.04	40,478.34	0.04408	0.95592	85.55
19.5	877,788.70	112,438.35	0.12809	0.87191	81.77
20.5	765,350.35	7,288.96	0.00952	0.99048	71.30
21.5	758,061.39	2,131.93	0.00281	0.99719	70.62
22.5	755,929.46	46,786.38	0.06189	0.93811	70.42
23.5	709,143.08	222,550.58	0.31383	0.68617	66.07
24.5	486,592.50	547.00	0.00112	0.99888	45.33
25.5	486,045.50	32,406.73	0.06667	0.93333	45.28
26.5	453,638.77	25,448.34	0.05610	0.94390	42.26
27.5	428,190.43	118,849.09	0.27756	0.72244	39.89
28.5	309,341.34	119,273.48	0.38557	0.61443	28.82
29.5	190,067.86	79,504.62	0.41830	0.58170	17.71
30.5	110,563.24	8,283.73	0.07492	0.92508	10.30
31.5	102,279.51	6,657.37	0.06509	0.93491	9.53
32.5	95,622.14	10,142.54	0.10607	0.89393	8.91
33.5	85,479.60	253.00	0.00296	0.99704	7.96
34.5	85,226.60	1,319.28	0.01548	0.98452	7.94
35.5	83,907.32	877.56	0.01046	0.98954	7.82
36.5	83,029.76	6,580.15	0.07925	0.92075	7.73
37.5	76,449.61	328.00	0.00429	0.99571	7.12
38.5	76,121.61	940.00	0.01235	0.98765	7.09
39.5	75,181.61	22,025.84	0.29297	0.70703	7.00
40.5	53,155.77	9,470.20	0.17816	0.82184	4.95
41.5	43,685.57	7,127.13	0.16315	0.83685	4.07
42.5	36,558.44	8,570.51	0.23443	0.76557	3.41
43.5	27,987.93	0.00	0.00000	1.00000	2.61
44.5	27,987.93	7,525.96	0.26890	0.73110	2.61
45.5	20,461.97	0.00	0.00000	1.00000	1.91
46.5	20,461.97	1,979.90	0.09676	0.90324	1.91
47.5	18,482.07	7,245.07	0.39201	0.60799	1.72
48.5	11,237.00	3,410.00	0.30346	0.69654	1.05
49.5	7,827.00	2,230.00	0.28491	0.71509	0.73
50.5	5,597.00	1,744.00	0.31160	0.68840	0.52
51.5	3,853.00	0.00	0.00000	1.00000	0.36
52.5	3,853.00	1,287.00	0.33403	0.66597	0.36

Scenario: SDGE Actuarial @ 2020

Account: C394.11-Portable Tools-Other

Placement Band: 1935 - 2020

Observation Band: 1947 - 2020

Age at Beginning of Interval	Exposures at Beginning of Interval	Retirements During Interval	Retirement Ratio	Survivor Ratio	Percent Surv at Beginning of Interval
53.5	2,566.00	700.00	0.27280	0.72720	0.24
54.5	1,866.00	1,320.00	0.70740	0.29260	0.17
55.5	546.00	0.00	0.00000	1.00000	0.05
56.5	546.00	0.00	0.00000	1.00000	0.05
57.5	546.00	0.00	0.00000	1.00000	0.05
58.5	546.00	0.00	0.00000	1.00000	0.05
59.5	546.00	0.00	0.00000	1.00000	0.05
60.5	546.00	546.00	1.00000	0.00000	0.05
61.5	0.00	0.00	0.00000	1.00000	0.00

Scenario: SDGE Actuarial @ 2020
 Account: C394.11-Portable Tools-Other
 Placement Band: 1935 - 2020

Observed Life Table
 SDG&E
 2024 GRC - APP
 Depreciation

Observation Band: 1961 - 2020

Age at Beginning of Interval	Exposures at Beginning of Interval	Retirements During Interval	Retirement Ratio	Survivor Ratio	Percent Surv at Beginning of Interval
0	2,561,112.00	0.00	0.00000	1.00000	100.00
0.5	2,561,112.00	474.00	0.00019	0.99981	100.00
1.5	2,597,682.40	424.00	0.00016	0.99984	99.98
2.5	2,597,136.60	5,220.00	0.00201	0.99799	99.97
3.5	2,302,451.27	9,218.89	0.00400	0.99600	99.76
4.5	2,301,538.89	17,606.00	0.00765	0.99235	99.37
5.5	2,285,409.89	4,331.00	0.00190	0.99810	98.61
6.5	2,295,754.85	54,592.00	0.02378	0.97622	98.42
7.5	2,204,602.10	4,802.00	0.00218	0.99782	96.08
8.5	2,206,653.94	34,957.00	0.01584	0.98416	95.87
9.5	2,147,781.12	27,371.00	0.01274	0.98726	94.35
10.5	1,542,618.56	9,208.00	0.00597	0.99403	93.15
11.5	1,095,114.20	17,727.00	0.01619	0.98381	92.59
12.5	1,084,528.20	6,475.00	0.00597	0.99403	91.09
13.5	1,085,000.20	7,584.00	0.00699	0.99301	90.55
14.5	1,078,490.20	11,490.31	0.01065	0.98935	89.92
15.5	965,943.27	9,358.00	0.00969	0.99031	88.96
16.5	942,384.63	15,621.05	0.01658	0.98342	88.10
17.5	916,935.06	4,367.02	0.00476	0.99524	86.64
18.5	912,568.04	40,478.34	0.04436	0.95564	86.22
19.5	875,017.70	112,438.35	0.12850	0.87150	82.40
20.5	762,579.35	7,228.96	0.00948	0.99052	71.81
21.5	755,350.39	2,131.93	0.00282	0.99718	71.13
22.5	753,326.46	46,786.38	0.06211	0.93789	70.93
23.5	706,540.08	222,550.58	0.31499	0.68501	66.52
24.5	483,989.50	547.00	0.00113	0.99887	45.57
25.5	486,045.50	32,406.73	0.06667	0.93333	45.52
26.5	453,638.77	25,448.34	0.05610	0.94390	42.48
27.5	428,190.43	118,849.09	0.27756	0.72244	40.10
28.5	309,341.34	119,273.48	0.38557	0.61443	28.97
29.5	190,067.86	79,504.62	0.41830	0.58170	17.80
30.5	110,563.24	8,283.73	0.07492	0.92508	10.35
31.5	102,279.51	6,657.37	0.06509	0.93491	9.58
32.5	95,622.14	10,142.54	0.10607	0.89393	8.96
33.5	85,479.60	253.00	0.00296	0.99704	8.01
34.5	85,226.60	1,319.28	0.01548	0.98452	7.98
35.5	83,907.32	877.56	0.01046	0.98954	7.86
36.5	83,029.76	6,580.15	0.07925	0.92075	7.78
37.5	76,449.61	328.00	0.00429	0.99571	7.16
38.5	76,121.61	940.00	0.01235	0.98765	7.13
39.5	75,181.61	22,025.84	0.29297	0.70703	7.04
40.5	53,155.77	9,470.20	0.17816	0.82184	4.98
41.5	43,685.57	7,127.13	0.16315	0.83685	4.09
42.5	36,558.44	8,570.51	0.23443	0.76557	3.42
43.5	27,987.93	0.00	0.00000	1.00000	2.62
44.5	27,987.93	7,525.96	0.26890	0.73110	2.62
45.5	20,461.97	0.00	0.00000	1.00000	1.92
46.5	20,461.97	1,979.90	0.09676	0.90324	1.92
47.5	18,482.07	7,245.07	0.39201	0.60799	1.73
48.5	11,237.00	3,410.00	0.30346	0.69654	1.05
49.5	7,827.00	2,230.00	0.28491	0.71509	0.73
50.5	5,597.00	1,744.00	0.31160	0.68840	0.52
51.5	3,853.00	0.00	0.00000	1.00000	0.36
52.5	3,853.00	1,287.00	0.33403	0.66597	0.36

SDG&E
 2024 GRC - APP
 Depreciation

Observed Life Table

Scenario: SDGE Actuarial @ 2020

Account: C394.11-Portable Tools-Other

Placement Band: 1935 - 2020

Observation Band: 1961 - 2020

Age at Beginning of Interval	Exposures at Beginning of Interval	Retirements During Interval	Retirement Ratio	Survivor Ratio	Percent Surv at Beginning of Interval
53.5	2,566.00	700.00	0.27280	0.72720	0.24
54.5	1,866.00	1,320.00	0.70740	0.29260	0.18
55.5	546.00	0.00	0.00000	1.00000	0.05
56.5	546.00	0.00	0.00000	1.00000	0.05
57.5	546.00	0.00	0.00000	1.00000	0.05
58.5	546.00	0.00	0.00000	1.00000	0.05
59.5	546.00	0.00	0.00000	1.00000	0.05
60.5	546.00	546.00	1.00000	0.00000	0.05
61.5	0.00	0.00	0.00000	1.00000	0.00

Scenario: SDGE Actuarial @ 2020

Account: C394.11-Portable Tools-Other

Placement Band: 1935 - 2020

Observation Band: 1991 - 2020

Age at Beginning of Interval	Exposures at Beginning of Interval	Retirements During Interval	Retirement Ratio	Survivor Ratio	Percent Surv at Beginning of Interval
0	1,541,342.30	0.00	0.00000	1.00000	100.00
0.5	1,541,342.30	0.00	0.00000	1.00000	100.00
1.5	1,566,031.46	0.00	0.00000	1.00000	100.00
2.5	1,569,480.24	0.00	0.00000	1.00000	100.00
3.5	1,272,421.78	3,824.89	0.00301	0.99699	100.00
4.5	1,287,369.89	8,397.00	0.00652	0.99348	99.70
5.5	1,348,608.76	1,531.00	0.00114	0.99886	99.05
6.5	1,347,077.76	41,901.00	0.03111	0.96889	98.94
7.5	1,266,852.01	0.00	0.00000	1.00000	95.86
8.5	1,277,112.70	18,773.00	0.01470	0.98530	95.86
9.5	1,263,031.17	17,209.00	0.01363	0.98637	94.45
10.5	778,754.55	0.00	0.00000	1.00000	93.16
11.5	360,851.44	0.00	0.00000	1.00000	93.16
12.5	368,842.44	0.00	0.00000	1.00000	93.16
13.5	412,167.63	0.00	0.00000	1.00000	93.16
14.5	548,537.09	6,523.31	0.01189	0.98811	93.16
15.5	455,948.77	1,594.00	0.00350	0.99650	92.05
16.5	440,154.13	9,162.05	0.02082	0.97918	91.73
17.5	447,111.29	610.02	0.00136	0.99864	89.82
18.5	471,949.61	34,406.34	0.07290	0.92710	89.70
19.5	556,392.36	111,255.35	0.19996	0.80004	83.16
20.5	568,097.49	6,060.96	0.01067	0.98933	66.53
21.5	641,135.15	1,792.93	0.00280	0.99720	65.82
22.5	647,454.95	46,444.38	0.07173	0.92827	65.64
23.5	608,584.94	221,504.58	0.36397	0.63603	60.93
24.5	397,222.90	0.00	0.00000	1.00000	38.75
25.5	397,222.90	31,249.73	0.07867	0.92133	38.75
26.5	367,135.45	25,448.34	0.06932	0.93068	35.70
27.5	342,207.67	118,849.09	0.34730	0.65270	33.23
28.5	229,168.73	117,962.48	0.51474	0.48526	21.69
29.5	111,206.25	79,098.62	0.71128	0.28872	10.53
30.5	32,107.63	8,112.73	0.25267	0.74733	3.04
31.5	46,020.74	6,359.37	0.13818	0.86182	2.27
32.5	49,131.57	10,142.54	0.20644	0.79356	1.96
33.5	45,753.16	0.00	0.00000	1.00000	1.55
34.5	54,323.67	1,162.28	0.02140	0.97860	1.55
35.5	53,161.39	520.56	0.00979	0.99021	1.52
36.5	58,525.79	5,810.15	0.09928	0.90072	1.51
37.5	52,715.64	0.00	0.00000	1.00000	1.36
38.5	55,542.54	847.00	0.01525	0.98475	1.36
39.5	59,354.61	22,025.84	0.37109	0.62891	1.34
40.5	37,328.77	9,470.20	0.25370	0.74630	0.84
41.5	30,772.57	6,764.13	0.21981	0.78019	0.63
42.5	28,056.44	8,570.51	0.30547	0.69453	0.49
43.5	20,925.93	0.00	0.00000	1.00000	0.34
44.5	21,626.93	5,884.96	0.27211	0.72789	0.34
45.5	15,741.97	0.00	0.00000	1.00000	0.25
46.5	15,741.97	1,979.90	0.12577	0.87423	0.25
47.5	15,262.07	7,245.07	0.47471	0.52529	0.22
48.5	8,017.00	3,410.00	0.42535	0.57465	0.11
49.5	5,927.00	2,163.00	0.36494	0.63506	0.07
50.5	3,764.00	1,744.00	0.46334	0.53666	0.04
51.5	2,020.00	0.00	0.00000	1.00000	0.02
52.5	2,020.00	0.00	0.00000	1.00000	0.02

Scenario: SDGE Actuarial @ 2020

Account: C394.11-Portable Tools-Other

Placement Band: 1935 - 2020

Observation Band: 1991 - 2020

Age at Beginning of Interval	Exposures at Beginning of Interval	Retirements During Interval	Retirement Ratio	Survivor Ratio	Percent Surv at Beginning of Interval
53.5	2,020.00	700.00	0.34653	0.65347	0.02
54.5	1,320.00	1,320.00	1.00000	0.00000	0.01
55.5	546.00	0.00	0.00000	1.00000	0.00
56.5	546.00	0.00	0.00000	1.00000	0.00
57.5	546.00	0.00	0.00000	1.00000	0.00
58.5	546.00	0.00	0.00000	1.00000	0.00
59.5	546.00	0.00	0.00000	1.00000	0.00
60.5	546.00	546.00	1.00000	0.00000	0.00
61.5	0.00	0.00	0.00000	1.00000	0.00

SDG&E
2024 GRC - APP
Depreciation

Observed Life Table

Scenario: SDGE Actuarial @ 2020

Account: C394.11-Portable Tools-Other

Placement Band: 1961 - 2020

Observation Band: 1961 - 2020

Age at Beginning of Interval	Exposures at Beginning of Interval	Retirements During Interval	Retirement Ratio	Survivor Ratio	Percent Surv at Beginning of Interval
0	2,561,112.00	0.00	0.00000	1.00000	100.00
0.5	2,561,112.00	474.00	0.00019	0.99981	100.00
1.5	2,549,390.56	424.00	0.00017	0.99983	99.98
2.5	2,534,933.56	5,220.00	0.00206	0.99794	99.96
3.5	2,232,655.10	9,218.89	0.00413	0.99587	99.76
4.5	2,212,425.21	11,374.00	0.00514	0.99486	99.35
5.5	2,201,051.21	4,331.00	0.00197	0.99803	98.84
6.5	2,196,720.21	54,592.00	0.02485	0.97515	98.64
7.5	2,103,803.46	2,982.00	0.00142	0.99858	96.19
8.5	2,100,615.40	27,067.00	0.01289	0.98711	96.05
9.5	2,041,629.51	24,763.00	0.01213	0.98787	94.81
10.5	1,436,110.95	1,355.00	0.00094	0.99906	93.66
11.5	991,824.59	594.00	0.00060	0.99940	93.58
12.5	991,230.59	1,820.00	0.00184	0.99816	93.52
13.5	989,410.59	131.00	0.00013	0.99987	93.35
14.5	989,279.59	7,400.31	0.00748	0.99252	93.34
15.5	880,367.66	3,157.00	0.00359	0.99641	92.64
16.5	863,010.02	11,555.05	0.01339	0.98661	92.31
17.5	837,539.45	3,922.02	0.00468	0.99532	91.07
18.5	833,617.43	39,594.34	0.04750	0.95250	90.64
19.5	794,023.09	111,675.35	0.14064	0.85936	86.34
20.5	682,347.74	6,296.96	0.00923	0.99077	74.19
21.5	676,050.78	2,131.93	0.00315	0.99685	73.51
22.5	673,918.85	46,786.38	0.06942	0.93058	73.28
23.5	627,132.47	221,766.58	0.35362	0.64638	68.19
24.5	405,365.89	0.00	0.00000	1.00000	44.08
25.5	405,365.89	31,899.73	0.07869	0.92131	44.08
26.5	373,466.16	25,448.34	0.06814	0.93186	40.61
27.5	348,017.82	118,849.09	0.34150	0.65850	37.84
28.5	229,168.73	117,962.48	0.51474	0.48526	24.92
29.5	111,206.25	79,098.62	0.71128	0.28872	12.09
30.5	32,107.63	8,112.73	0.25267	0.74733	3.49
31.5	23,994.90	6,359.37	0.26503	0.73497	2.61
32.5	17,635.53	10,142.54	0.57512	0.42488	1.92
33.5	7,492.99	0.00	0.00000	1.00000	0.82
34.5	7,492.99	1,162.28	0.15512	0.84488	0.82
35.5	6,330.71	520.56	0.08223	0.91777	0.69
36.5	5,810.15	5,810.15	1.00000	0.00000	0.63
37.5	0.00	0.00	0.00000	1.00000	0.00

Scenario: SDGE Actuarial @ 2020

Account: C394.11-Portable Tools-Other

Placement Band: 1961 - 2020

Observation Band: 1991 - 2020

Age at Beginning of Interval	Exposures at Beginning of Interval	Retirements During Interval	Retirement Ratio	Survivor Ratio	Percent Surv at Beginning of Interval
0	1,541,342.30	0.00	0.00000	1.00000	100.00
0.5	1,541,342.30	0.00	0.00000	1.00000	100.00
1.5	1,566,031.46	0.00	0.00000	1.00000	100.00
2.5	1,569,480.24	0.00	0.00000	1.00000	100.00
3.5	1,272,421.78	3,824.89	0.00301	0.99699	100.00
4.5	1,287,369.89	8,397.00	0.00652	0.99348	99.70
5.5	1,348,608.76	1,531.00	0.00114	0.99886	99.05
6.5	1,347,077.76	41,901.00	0.03111	0.96889	98.94
7.5	1,266,852.01	0.00	0.00000	1.00000	95.86
8.5	1,277,112.70	18,773.00	0.01470	0.98530	95.86
9.5	1,263,031.17	17,209.00	0.01363	0.98637	94.45
10.5	778,754.55	0.00	0.00000	1.00000	93.16
11.5	360,851.44	0.00	0.00000	1.00000	93.16
12.5	368,842.44	0.00	0.00000	1.00000	93.16
13.5	412,167.63	0.00	0.00000	1.00000	93.16
14.5	548,537.09	6,523.31	0.01189	0.98811	93.16
15.5	455,948.77	1,594.00	0.00350	0.99650	92.05
16.5	440,154.13	9,162.05	0.02082	0.97918	91.73
17.5	447,111.29	610.02	0.00136	0.99864	89.82
18.5	471,949.61	34,406.34	0.07290	0.92710	89.70
19.5	556,392.36	111,255.35	0.19996	0.80004	83.16
20.5	568,097.49	6,060.96	0.01067	0.98933	66.53
21.5	641,135.15	1,792.93	0.00280	0.99720	65.82
22.5	647,454.95	46,444.38	0.07173	0.92827	65.64
23.5	608,584.94	221,504.58	0.36397	0.63603	60.93
24.5	397,222.90	0.00	0.00000	1.00000	38.75
25.5	397,222.90	31,249.73	0.07867	0.92133	38.75
26.5	367,135.45	25,448.34	0.06932	0.93068	35.70
27.5	342,207.67	118,849.09	0.34730	0.65270	33.23
28.5	229,168.73	117,962.48	0.51474	0.48526	21.69
29.5	111,206.25	79,098.62	0.71128	0.28872	10.53
30.5	32,107.63	8,112.73	0.25267	0.74733	3.04
31.5	23,994.90	6,359.37	0.26503	0.73497	2.27
32.5	17,635.53	10,142.54	0.57512	0.42488	1.67
33.5	7,492.99	0.00	0.00000	1.00000	0.71
34.5	7,492.99	1,162.28	0.15512	0.84488	0.71
35.5	6,330.71	520.56	0.08223	0.91777	0.60
36.5	5,810.15	5,810.15	1.00000	0.00000	0.55
37.5	0.00	0.00	0.00000	1.00000	0.00

SDG&E
 Observed Life Table 2024 GRC - APP
 Depreciation

Scenario: SDGE Actuarial @ 2020

Account: C394.11-Portable Tools-Other

Placement Band: 1991 - 2020

Observation Band: 1991 - 2020

Age at Beginning of Interval	Exposures at Beginning of Interval	Retirements During Interval	Retirement Ratio	Survivor Ratio	Percent Surv at Beginning of Interval
0	1,541,342.30	0.00	0.00000	1.00000	100.00
0.5	1,541,342.30	0.00	0.00000	1.00000	100.00
1.5	1,541,306.86	0.00	0.00000	1.00000	100.00
2.5	1,541,306.86	0.00	0.00000	1.00000	100.00
3.5	1,244,248.40	3,824.89	0.00307	0.99693	100.00
4.5	1,240,423.51	8,397.00	0.00677	0.99323	99.69
5.5	1,232,026.51	0.00	0.00000	1.00000	99.02
6.5	1,232,026.51	0.00	0.00000	1.00000	99.02
7.5	1,193,701.76	0.00	0.00000	1.00000	99.02
8.5	1,193,495.70	0.00	0.00000	1.00000	99.02
9.5	1,161,576.81	0.00	0.00000	1.00000	99.02
10.5	580,821.25	0.00	0.00000	1.00000	99.02
11.5	137,889.89	0.00	0.00000	1.00000	99.02
12.5	137,889.89	0.00	0.00000	1.00000	99.02
13.5	137,889.89	0.00	0.00000	1.00000	99.02
14.5	137,889.89	0.00	0.00000	1.00000	99.02
15.5	36,378.27	0.00	0.00000	1.00000	99.02
16.5	22,177.63	0.00	0.00000	1.00000	99.02
17.5	8,262.11	0.00	0.00000	1.00000	99.02
18.5	8,262.11	0.00	0.00000	1.00000	99.02
19.5	8,262.11	0.00	0.00000	1.00000	99.02
20.5	8,262.11	0.00	0.00000	1.00000	99.02
21.5	8,262.11	0.00	0.00000	1.00000	99.02
22.5	8,262.11	8,262.11	1.00000	0.00000	99.02
23.5	0.00	0.00	0.00000	1.00000	0.00

Actuarial Life Analysis

Account: C394.11-Portable Tools-Other
 Scenario: SDGE Actuarial @ 2020
 Placement Band: 1935 - 1951
 Function: Survivorship Annual Rate Method
 Weighting: Unweighted
 T-Cut: None

Observation Band	<u>Censoring</u>		Error Sum of Squares	<u>Best Fit</u>	
	Age	Percent		Disp	ASL
1947 -1951	16.5	69.48	0.07791710	L1	22.80
1948 -1952	17.5	98.02	0.00053765	R1	180.31
1949 -1953	18.5	99.08	0.00013968	R2	158.77
1950 -1954	19.5	87.20	0.00820957	S0	42.55
1951 -1955	20.5	86.67	0.01088479	S0	42.11
1952 -1956	21.5	93.30	0.00309276	L0	104.33
1953 -1957	22.5	93.37	0.00309954	L0	105.95
1954 -1958	23.5	84.13	0.01758046	L0	58.54
1955 -1959	24.5	61.72	0.07257443	L0	27.27
1956 -1960	25.5	53.86	0.17004387	L0	21.68
1957 -1961	26.5	24.86	0.06391950	L0	16.27
1958 -1962	27.5	32.42	0.12707263	L0	17.48
1959 -1963	28.5	32.23	0.11344238	L0	18.76
1960 -1964	29.5	33.35	0.13701214	L0	18.29
1961 -1965	30.5	26.79	0.05863695	L0	19.74
1962 -1966	31.5	26.94	0.04383257	L0.5	20.21
1963 -1967	32.5	29.43	0.19276929	L0	18.07
1964 -1968	33.5	15.46	0.27807326	L0	13.88
1965 -1969	34.5	21.45	0.35522596	L0.5	17.75
1966 -1970	35.5	19.34	0.29604113	L0.5	18.05
1967 -1971	36.5	16.23	0.63754432	L0	15.22
1968 -1972	37.5	13.85	0.70727507	L0	16.36
1969 -1973	38.5	36.35	0.08149760	R0.5	33.70
1970 -1974	39.5	23.43	0.09973789	R1.5	30.65
1971 -1975	40.5	39.31	0.06078421	S0	35.07
1972 -1976	41.5	46.66	0.05393496	R2	37.49
1973 -1977	42.5	77.03	0.06917766	R0.5	65.07
1974 -1978	43.5	77.35	0.09542060	R0.5	62.69
1975 -1979	44.5	78.98	0.12025795	R0.5	62.80
1976 -1980	45.5	93.67	0.02306195	R0.5	170.40
1977 -1981	46.5	94.29	0.02027091	R0.5	190.31
1978 -1982	47.5	84.37	0.06382004	R0.5	86.84
1979 -1983	48.5	89.34	0.03102720	R0.5	124.54
1980 -1984	49.5	92.80	0.01496526	R0.5	182.64
1981 -1985	50.5	88.02	0.03937414	R0.5	114.91
1982 -1986	51.5	91.23	0.03130204	R0.5	148.07
1983 -1987	52.5	94.15	0.01219913	R0.5	226.43
1984 -1988	53.5	11.46	0.12747438	R2	43.44
1985 -1989	54.5	12.24	0.16726486	R2.5	44.01
1986 -1990	55.5	0.00	0.46237353	R3	41.86
1987 -1991	56.5	10.74	0.15821133	R2.5	43.49
1988 -1992	57.5	8.83	0.88437556	L0	32.95
1989 -1993	58.5	49.30	1.89126196	L0	37.39
1990 -1994	59.5	33.15	1.92404429	L0	33.07

Actuarial Life Analysis

SDG&E
2024 GRC - APP
Depreciation

Account: C394.11-Portable Tools-Other

Scenario: SDGE Actuarial @ 2020

Placement Band: 1935 - 1995

Function: Survivorship Annual Rate Method

Weighting: Unweighted

T-Cut: None

Observation Band	<u>Censoring</u>		Error Sum of Squares	<u>Best Fit</u>	
	Age	Percent		Disp	ASL
1991 -1995	60.5	18.15	2.83475887	L0	21.58
1992 -1996	61.5	0.00	1.99727717	L0	17.03
1993 -1997	62.5	0.00	1.69277161	L0	15.73
1994 -1998	63.5	0.00	1.94340917	L0	17.89
1995 -1999	64.5	0.00	0.64968591	L0	10.81
1996 -2000	65.5	0.00	0.51010495	L0	11.82
1997 -2001		0.00			
1998 -2002		0.00			
1999 -2003	66.5	0.00	0.00000000	SQ	2.39
2000 -2004	67.5	0.00	0.00000000	SQ	2.39
2001 -2005	68.5	0.00	0.00148996	SQ	22.01
2002 -2006	69.5	0.00	0.00222784	SQ	22.00
2003 -2007	70.5	0.00	0.04892943	SQ	21.83
2004 -2008	71.5	0.00	0.00000000	SQ	21.20
2005 -2009	72.5	0.00	0.00000000	SQ	21.20
2006 -2010	73.5	0.00	0.00000000	SQ	21.20
2007 -2011	74.5	0.00	0.00000000	SQ	21.20
2008 -2012	75.5	0.00	0.00000000	SQ	21.20
2009 -2013	76.5	0.00	0.00000000	SQ	21.20
2010 -2014	77.5	0.00	0.00000000	SQ	21.20
2011 -2015	78.5	0.00	0.00000000	SQ	21.20
2012 -2016	79.5	0.00	0.00000000	SQ	21.20
2013 -2017	80.5	0.00	0.00000000	SQ	21.20
2014 -2018	81.5	0.00	0.00000000	SQ	21.20
2015 -2019	82.5	0.00	0.00000000	SQ	21.20
2016 -2020	83.5	0.00	0.00000000	SQ	21.20

Actuarial Life Analysis

SDG&E
2024 GRC - APP
Depreciation

Account: C394.11-Portable Tools-Other

Scenario: SDGE Actuarial @ 2020

Placement Band: 1935 - 2020

Function: Survivorship Annual Rate Method

Weighting: Unweighted

T-Cut: None

Observation Band	<u>Censoring</u>		Error Sum <u>of Squares</u>	<u>Best Fit</u>	
	Age	Percent		Disp	ASL
1947 -2020	85.5	0.00	0.07833492	R3	24.74
1952 -2020	85.5	0.00	0.07842543	R3	24.75
1957 -2020	85.5	0.00	0.07819971	R3	24.73
1962 -2020	85.5	0.00	0.08356711	R3	24.91
1967 -2020	85.5	0.00	0.08416398	S3	25.06
1972 -2020	85.5	0.00	0.07471244	L4	25.44
1977 -2020	85.5	0.00	0.07710279	L4	25.32
1982 -2020	85.5	0.00	0.07892209	R4	25.00
1987 -2020	85.5	0.00	0.06276667	R4	24.51
1992 -2020	85.5	0.00	0.07617876	R3	23.17
1997 -2020	85.5	0.00	0.08261185	L5	21.08
2002 -2020	85.5	0.00	0.13543648	SQ	23.44
2007 -2020	85.5	0.00	0.00000000	SQ	23.20
2012 -2020	85.5	0.00	0.00000000	SQ	23.20
2017 -2020	85.5	0.00	0.00000000	SQ	20.20

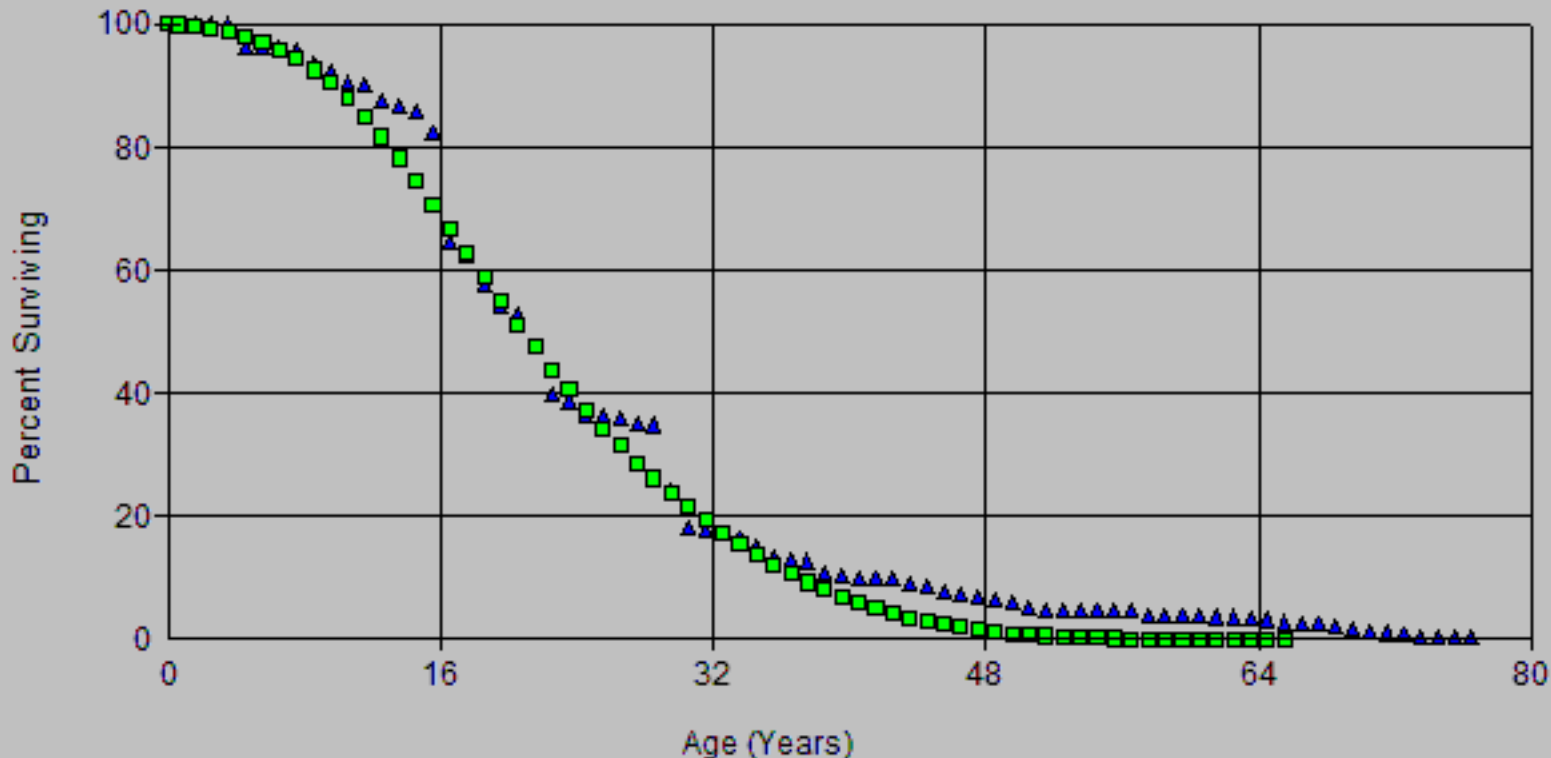
SDG&E
2024 GRD APP
Depreciation

Account: C394.21 - Stop Equip - Other

Scenario: SDGE Actuarial @ 2020

▲ Actual Data

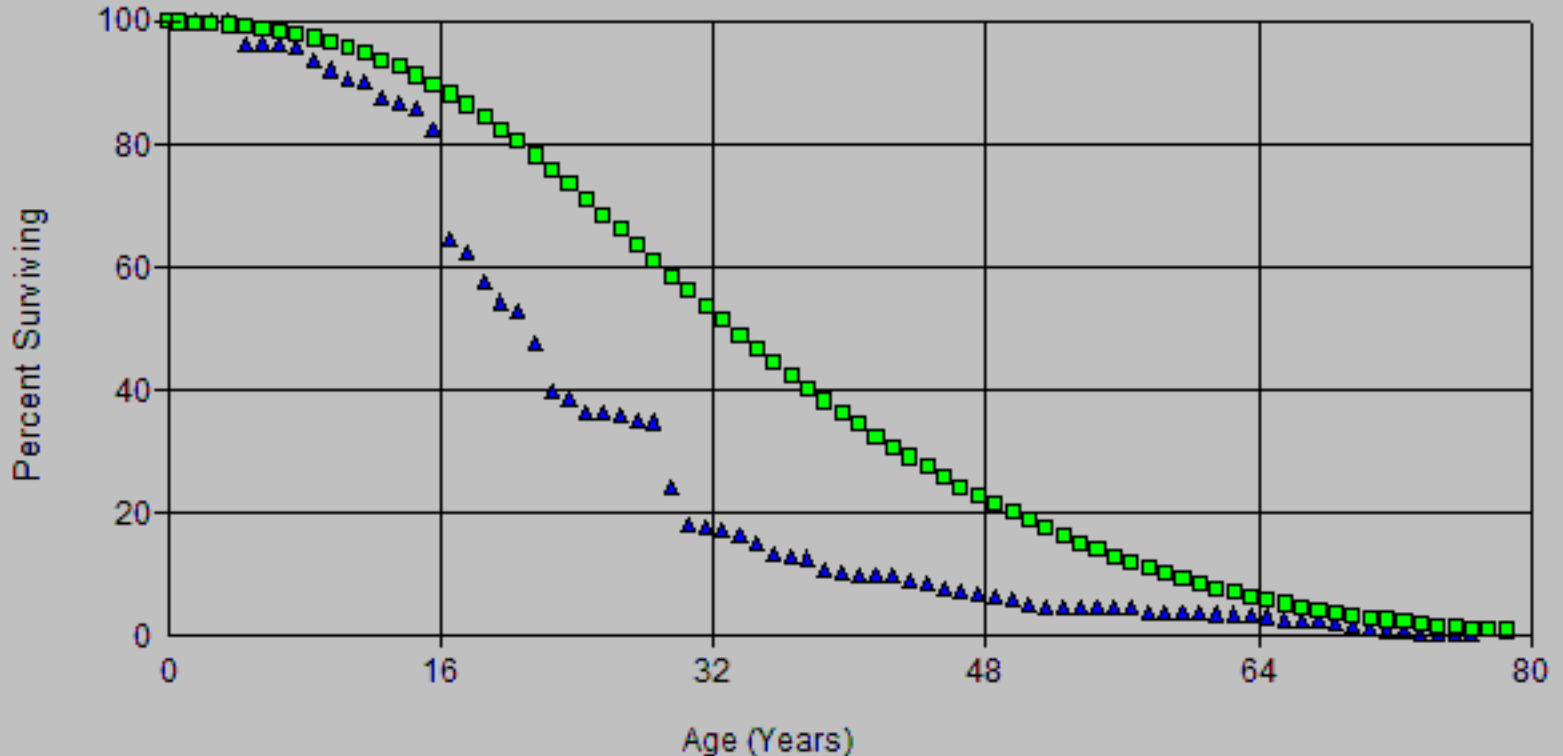
■ L1.5 22.00



SDG&E
 2024 GRD APP
 Depreciation
 Account: C394.21 Stop Equip - Other
 Scenario: SDGE Actuarial @ 2020

▲ Actual Data

■ L1.5 35.00

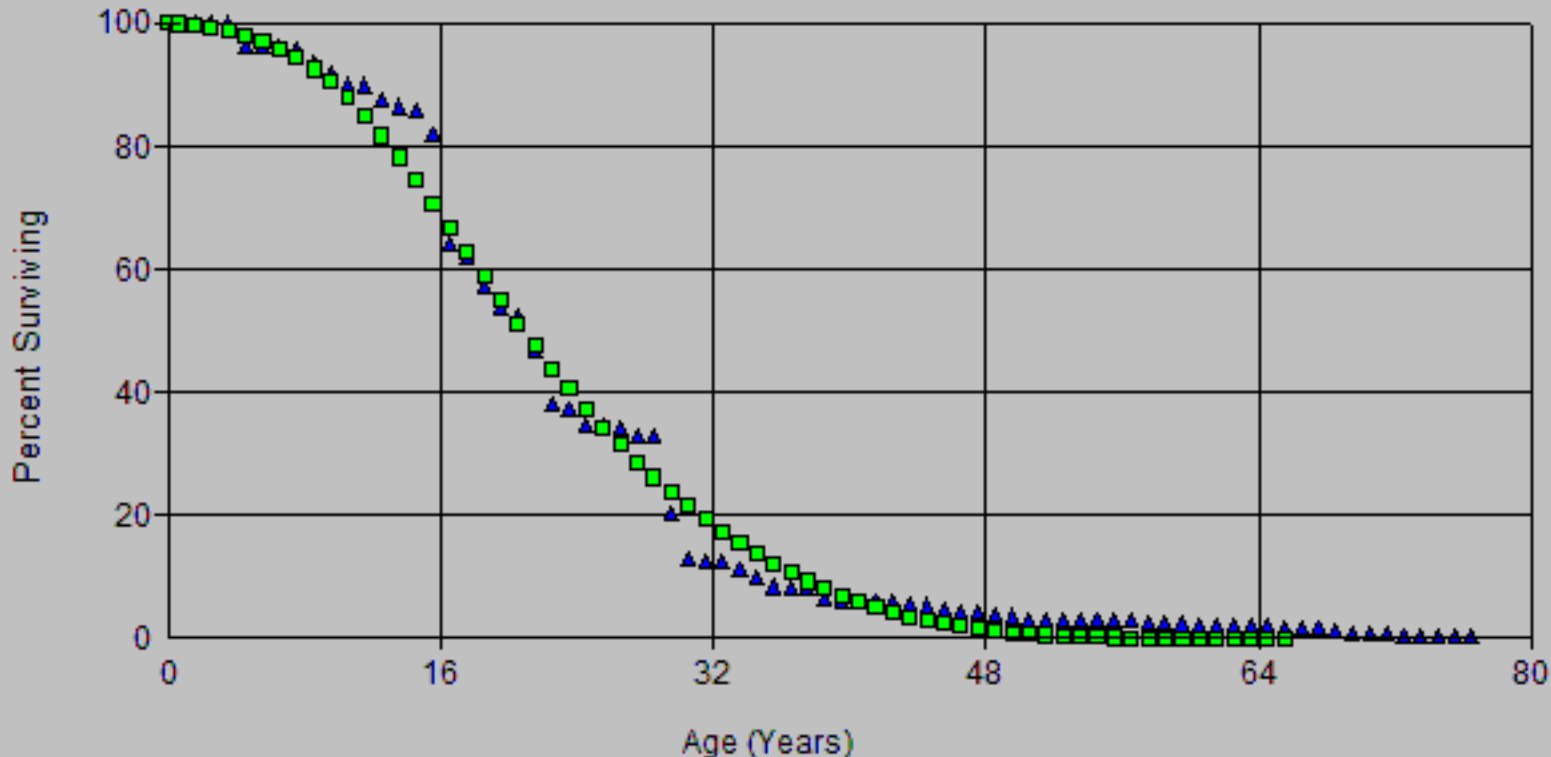


SDG&E
2024 GRD APP
Depreciation

Account: C394.21-Stop Equip - Other Scenario: SDGE Actuarial @ 2020

▲ Actual Data

■ L1.5 22.00



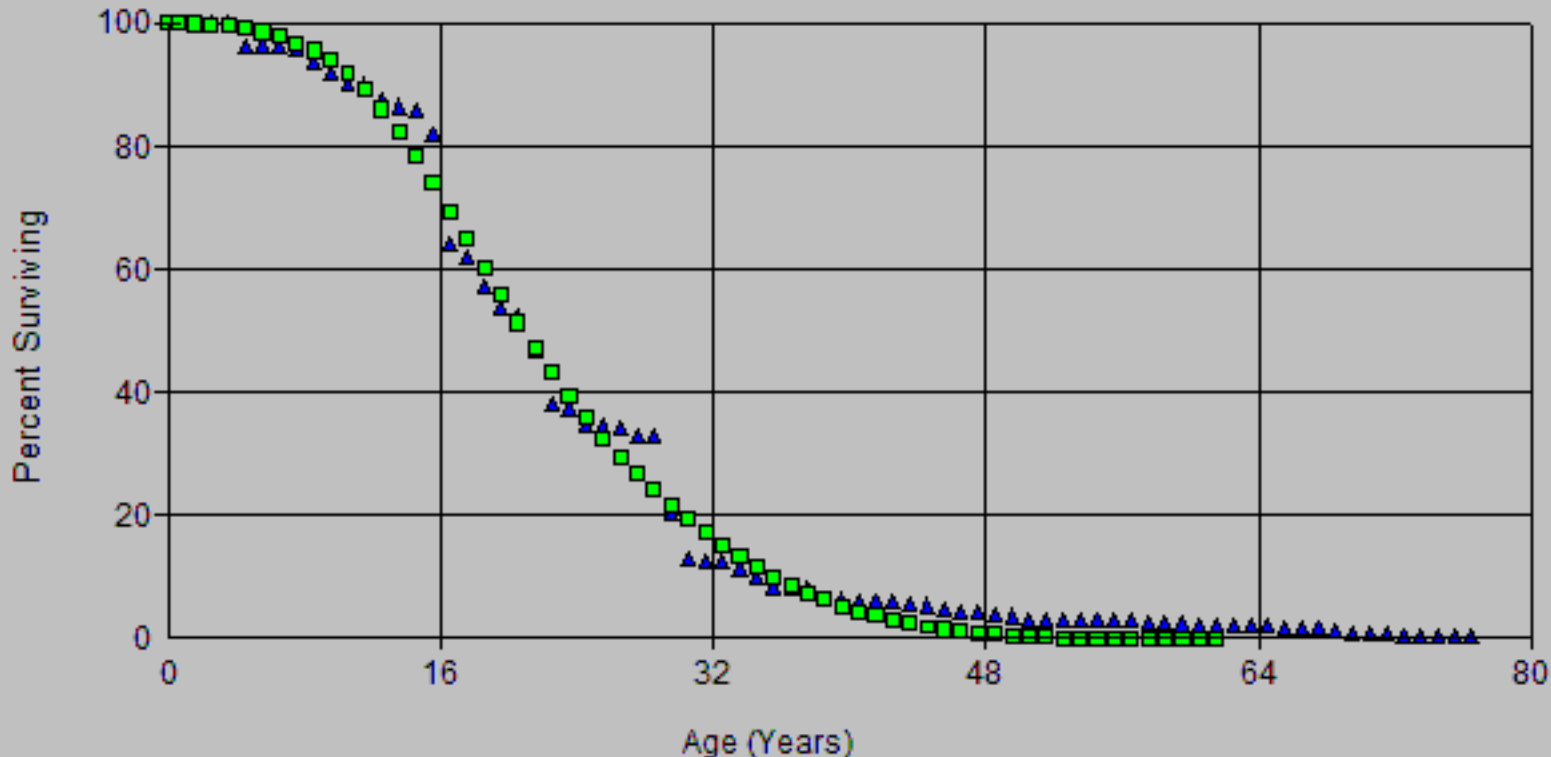
SDG&E
2024 GRD APP
Depreciation

Account: C394.21 - Stop Equip - Other

Scenario: SDGE Actuarial @ 2020

▲ Actual Data

■ L2 22.00

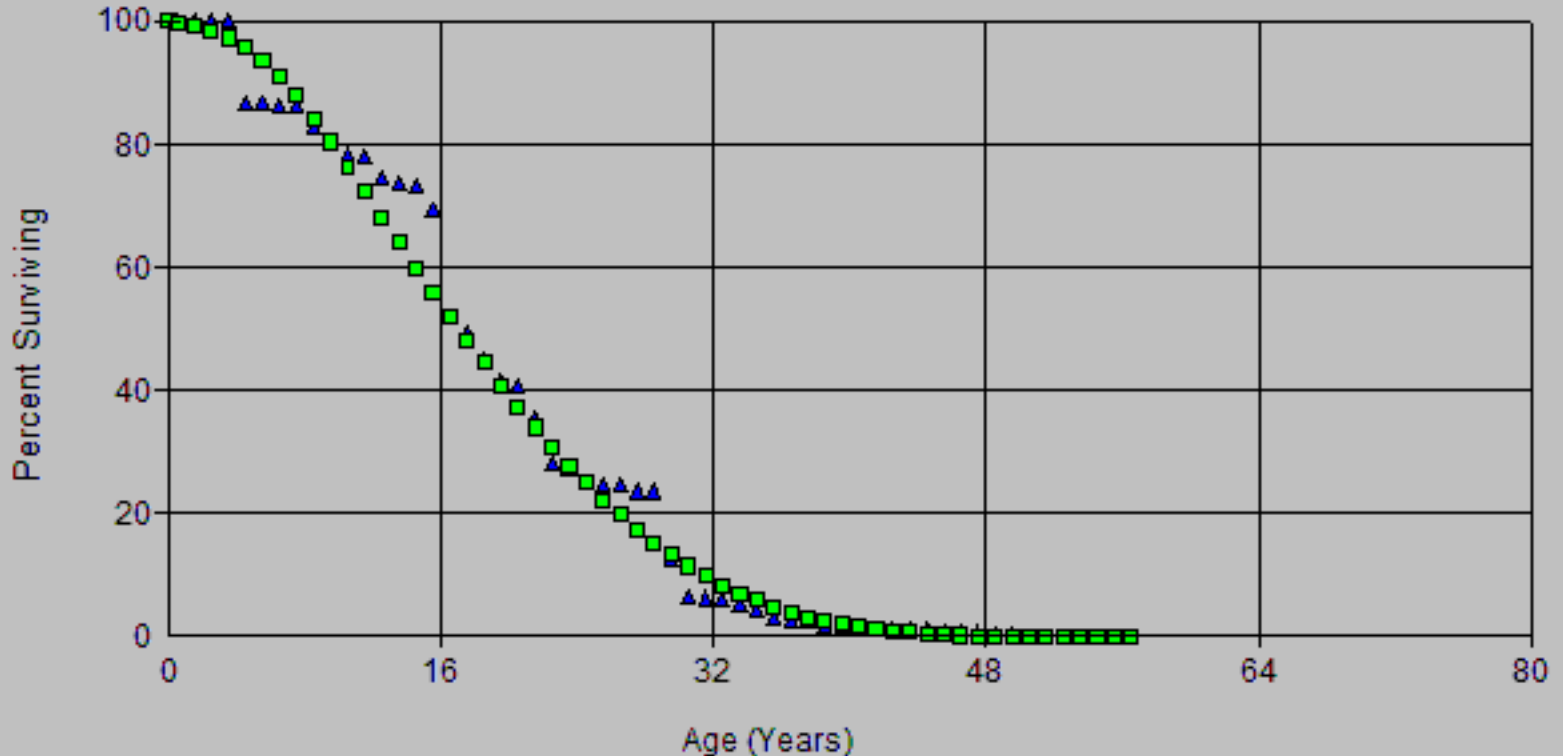


SDG&E
2024 GRD APP
Depreciation

Account: C394.21 - Stop Equip - Other Scenario: SDGE Actuarial @ 2020

▲ Actual Data

■ L1 18.00

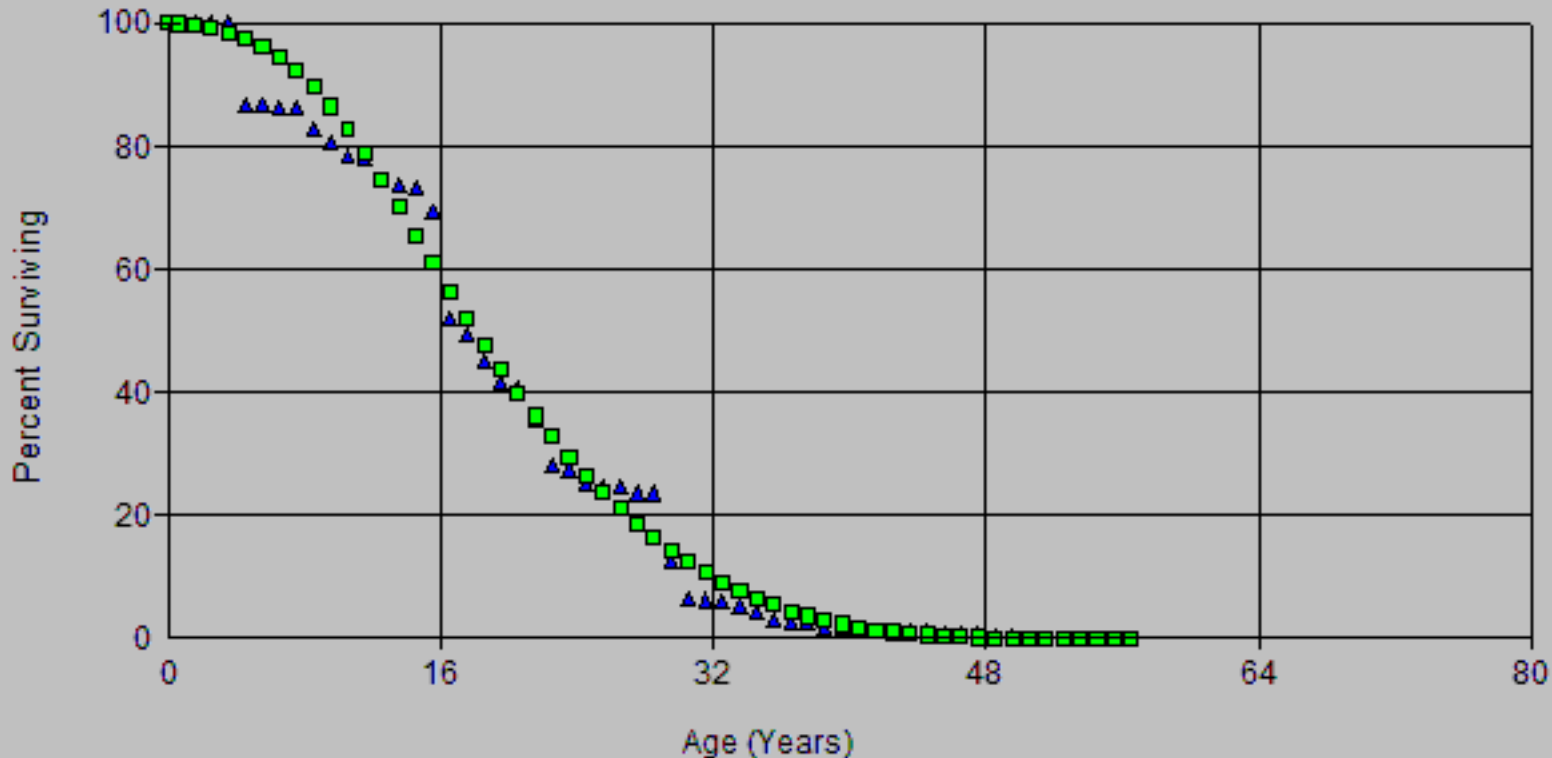


SDG&E
2024 ORCA APP
Depreciation

Account: C394.21-Stop Equip - Other

Scenario: SDGE Actuarial @ 2020

▲ Actual Data ■ L1.5 19.00

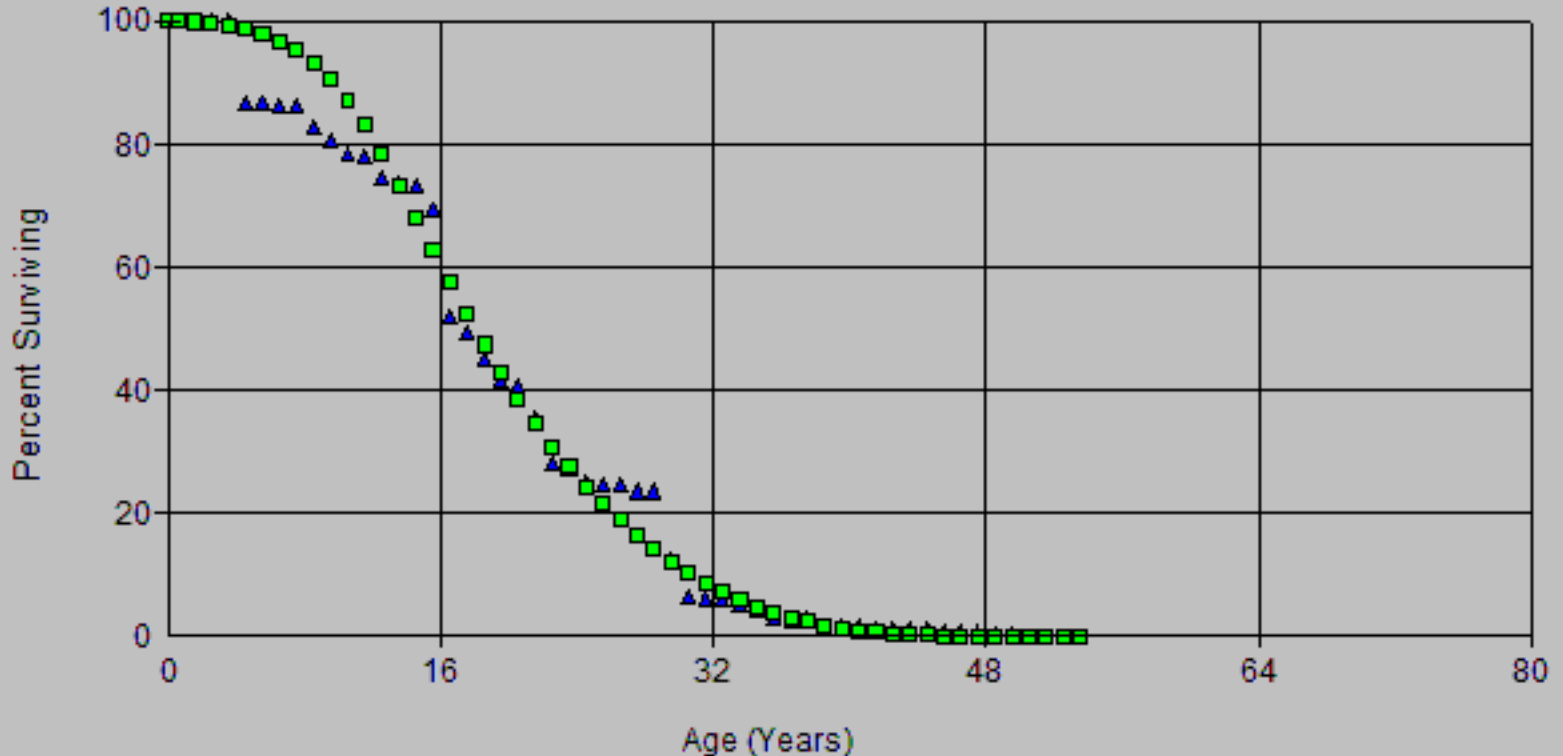


SDG&E
2024 GRD APP
Depreciation

Account: C394.21-Stop Equip - Other Scenario: SDGE Actuarial @ 2020

▲ Actual Data

■ L2 19.00

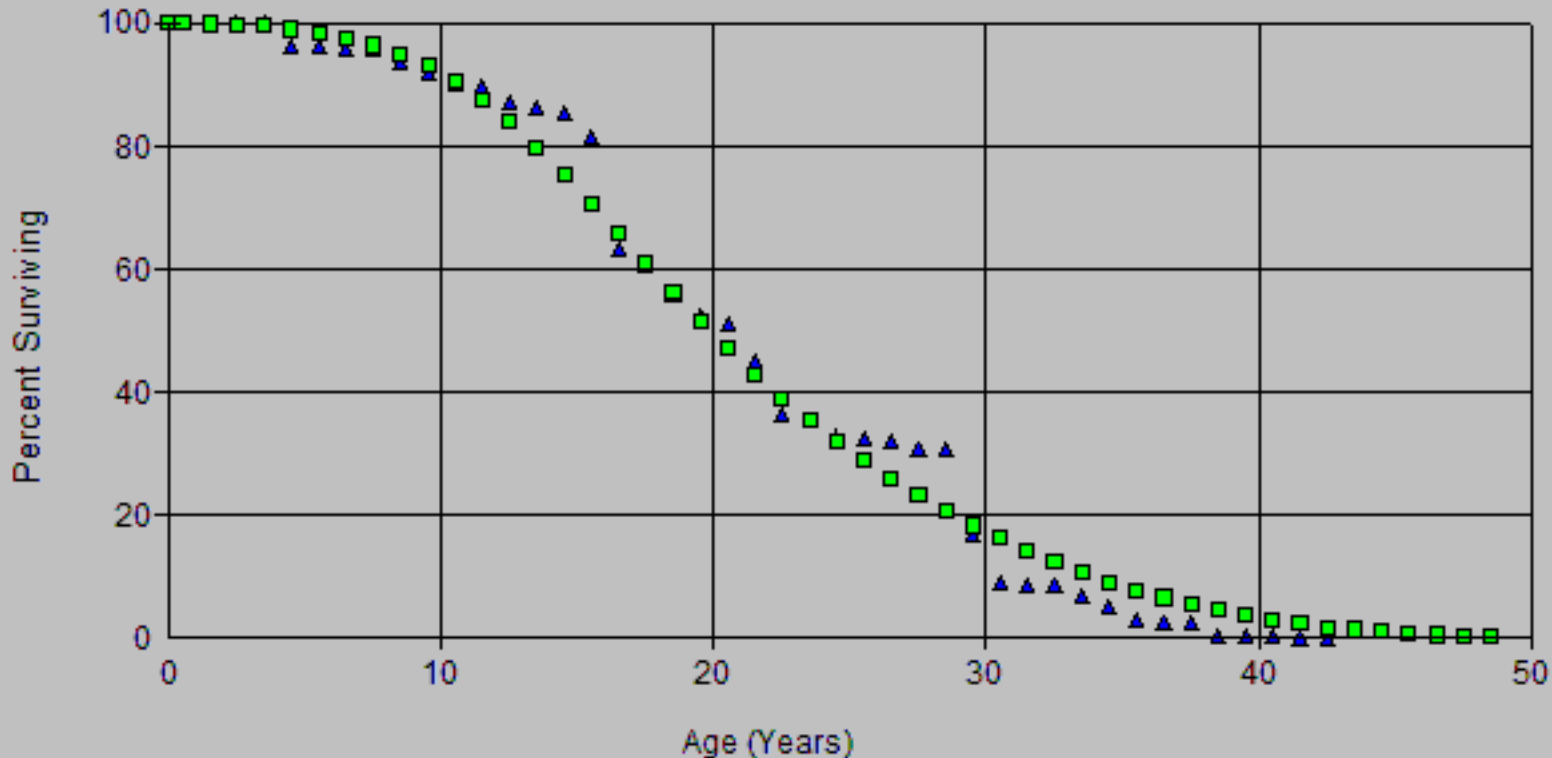


SDG&E
2024 GRD APP
Depreciation

Account: C394.21 Stop Equip - Other Scenario: SDGE Actuarial @ 2020

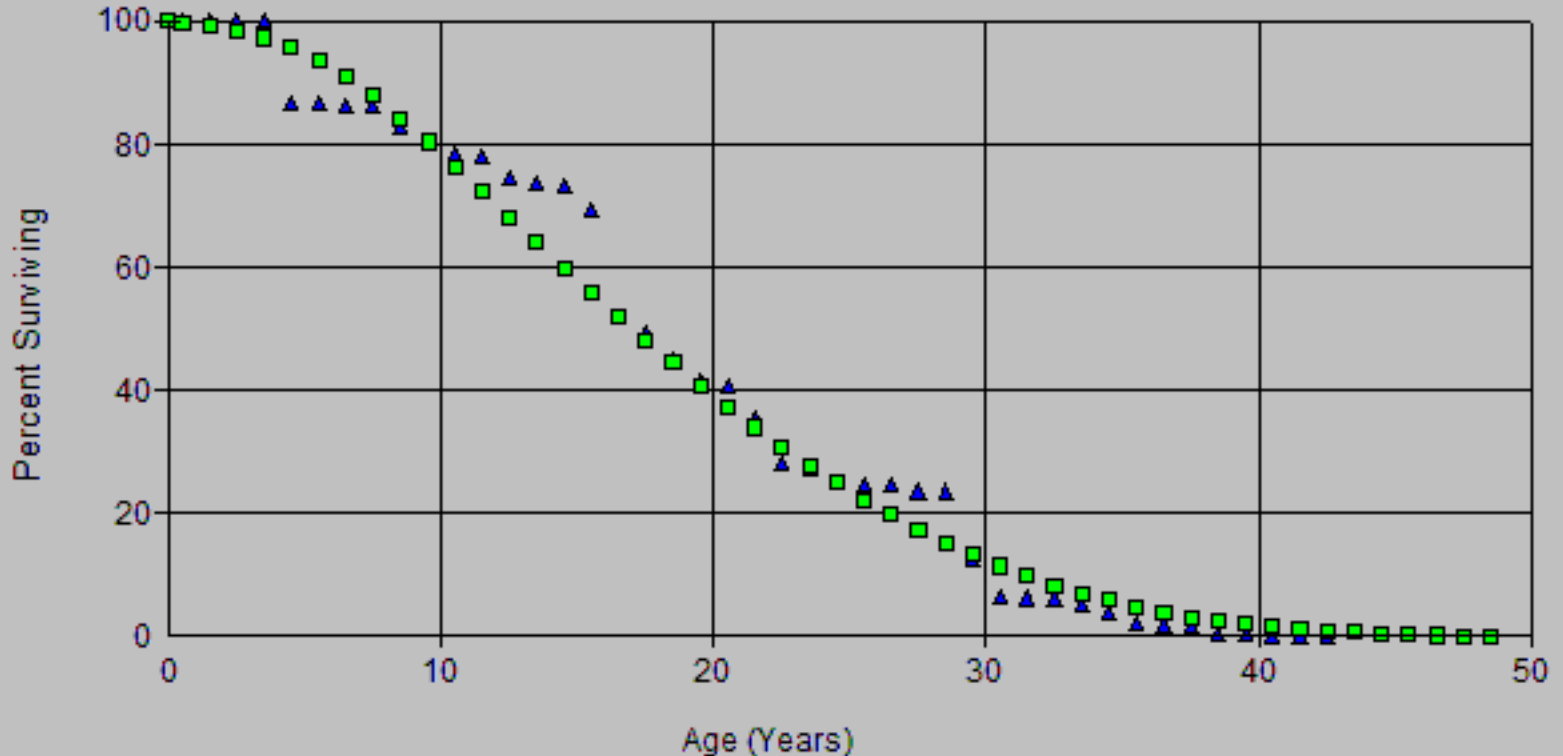
▲ Actual Data

■ L2 21.00



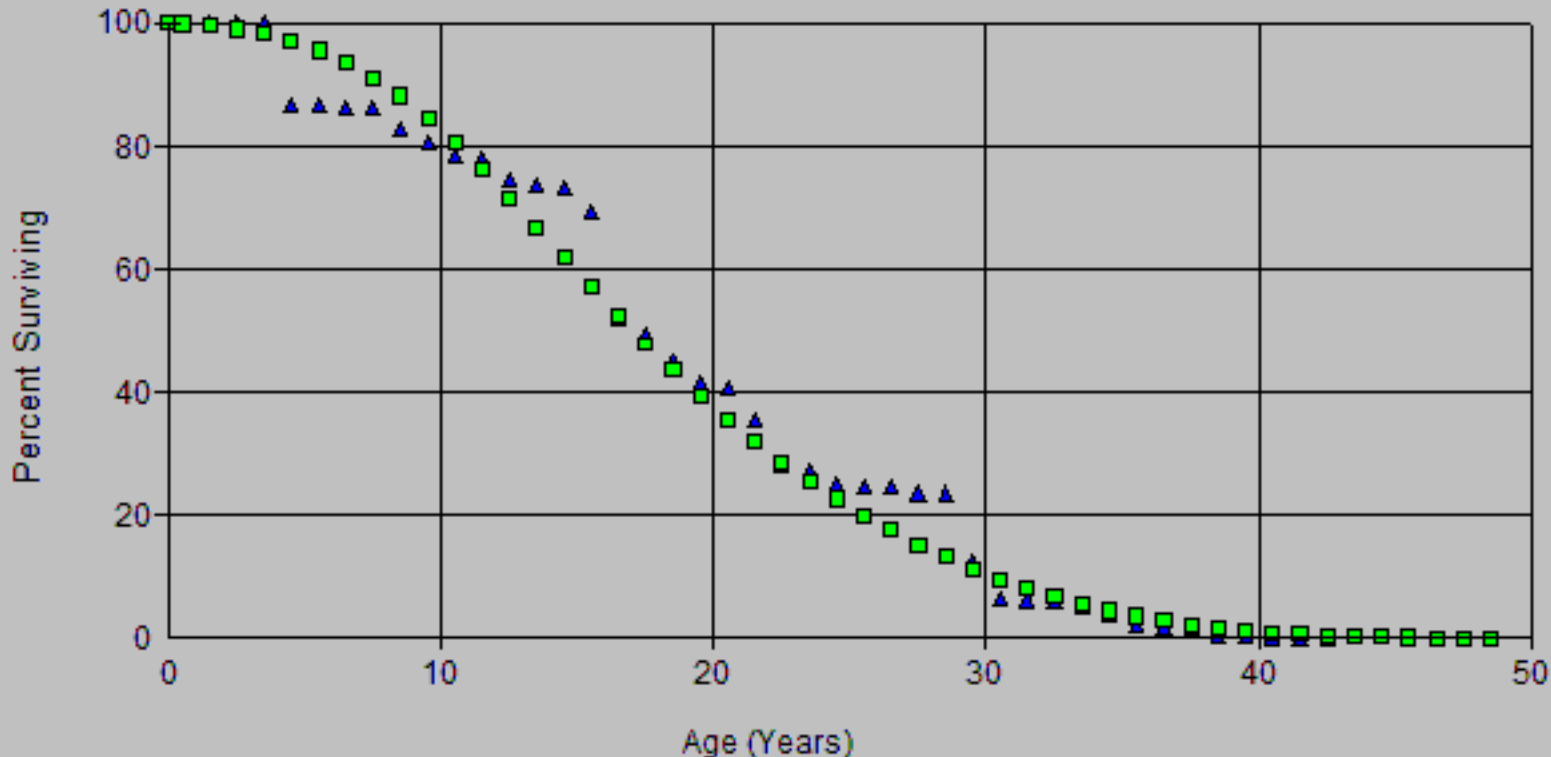
SDG&E
 2024 GRD APP
 Depreciation
 Account: C394.21-Stop Equip - Other
 Scenario: SDGE Actuarial @ 2020

▲ Actual Data ■ L1 18.00



SDG&E
 2024 GRC APP
 Depreciation
 Account: C394.21-Stop Equip - Other
 Scenario: SDGE Actuarial @ 2020

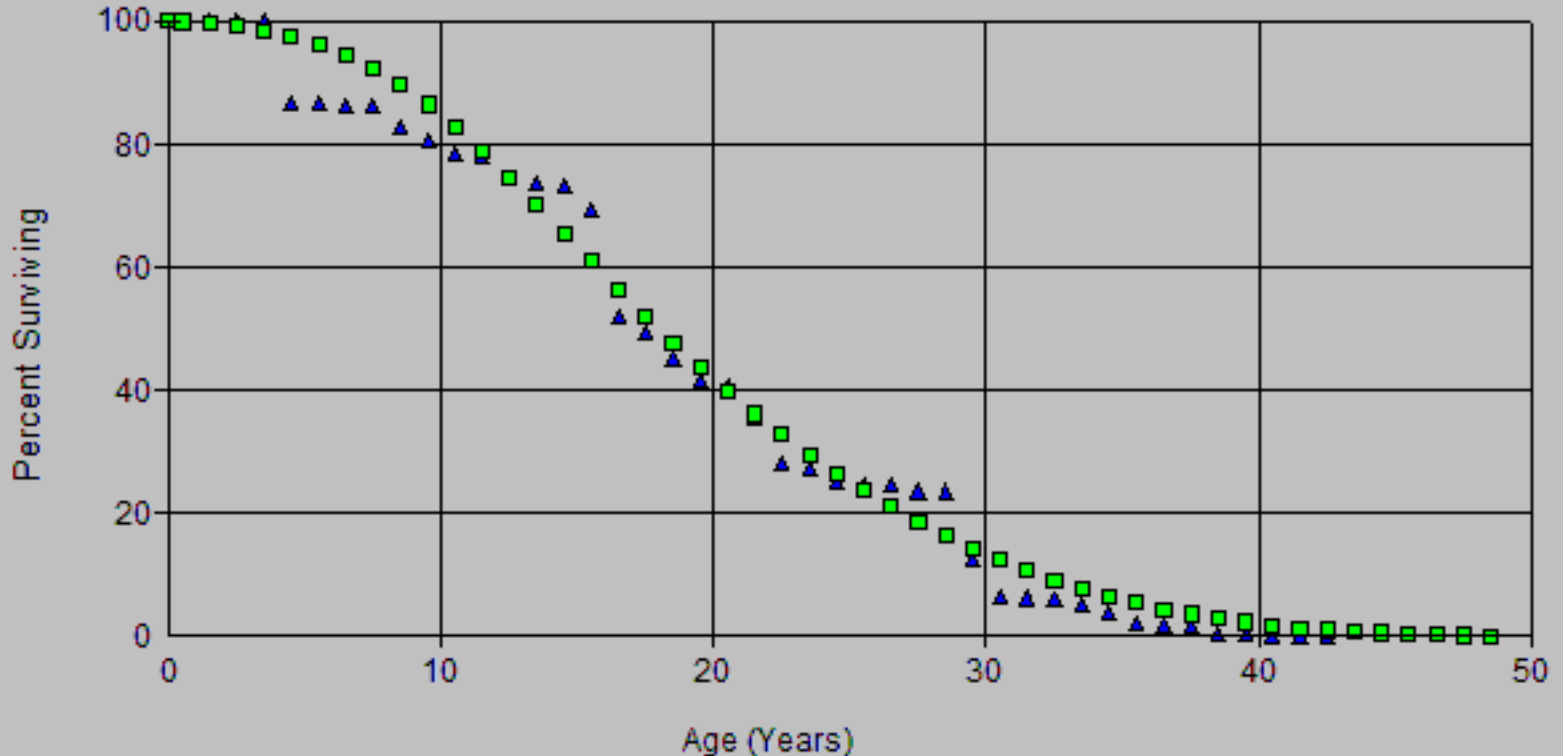
▲ Actual Data ■ L1.5 18.00



SDG&E
2024 GRD APP
Depreciation

Account: C394.21-Stop Equip - Other Scenario: SDGE Actuarial @ 2020

▲ Actual Data ■ L1.5 19.00

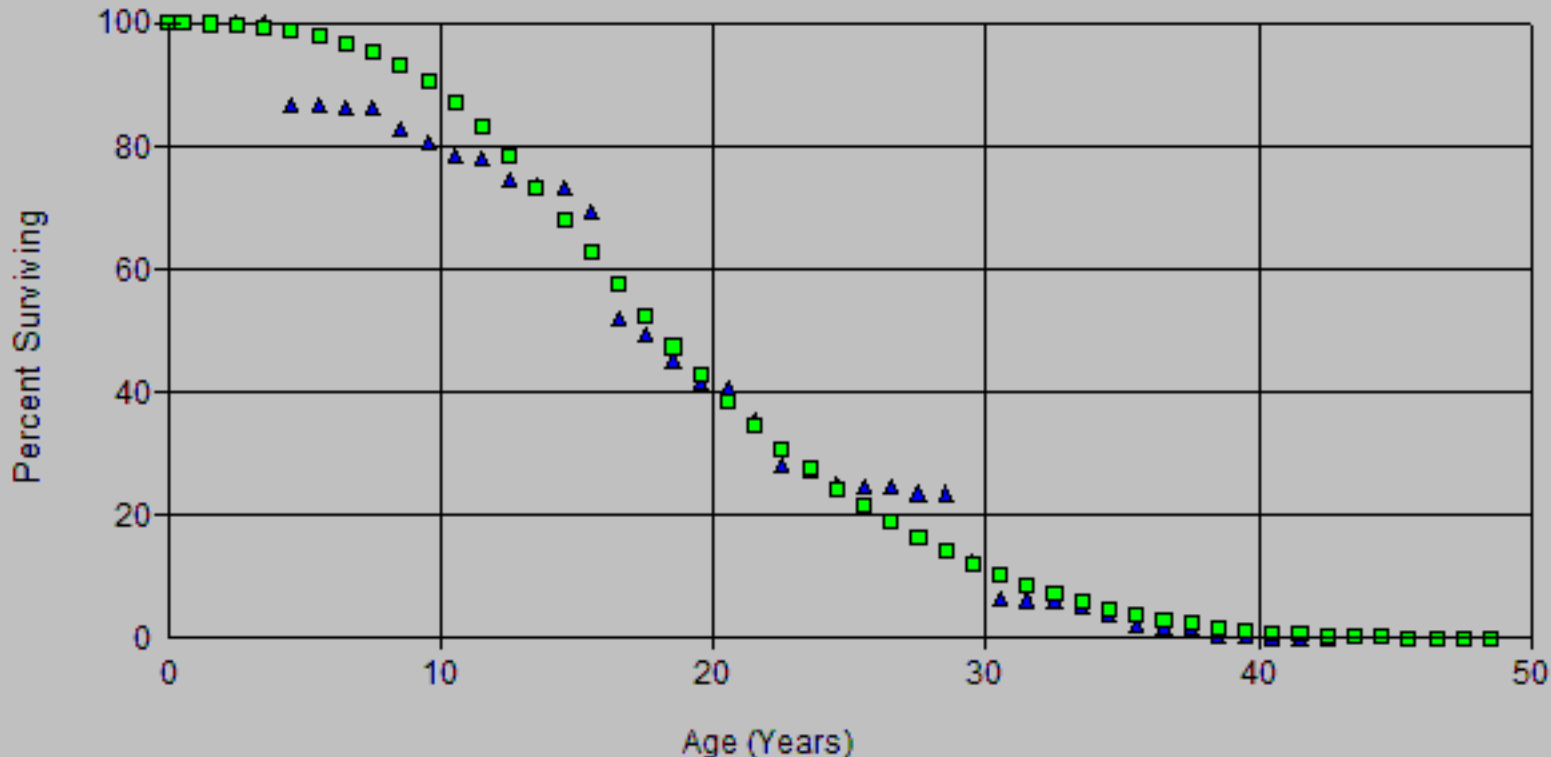


SDG&E
2024 GRD APP
Depreciation

Account: C394.21-Stop Equip - Other Scenario: SDGE Actuarial @ 2020

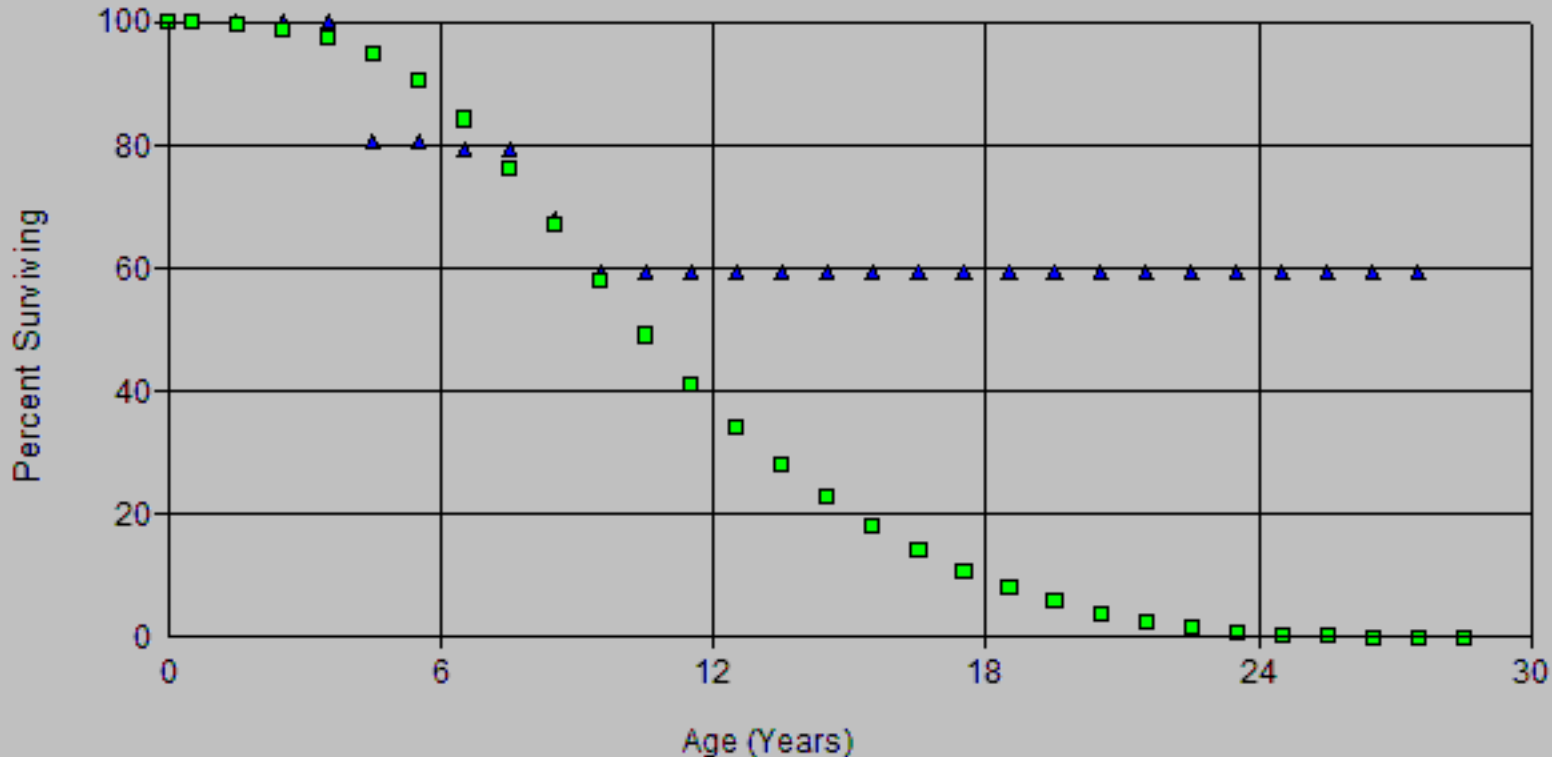
▲ Actual Data

■ L2 19.00



SDG&E
 2024 GRD APP
 Depreciation
 Account: C394.21-Stop Equip - Other
 Scenario: SDGE Actuarial @ 2020

▲ Actual Data ■ L2 11.00



Scenario: SDGE Actuarial @ 2020

Account: C394.21-Shop Equip - Other

Placement Band: 1916 - 2020

Observation Band: 1947 - 2020

Age at Beginning of Interval	Exposures at Beginning of Interval	Retirements During Interval	Retirement Ratio	Survivor Ratio	Percent Surv at Beginning of Interval
0	1,295,512.38	0.00	0.00000	1.00000	100.00
0.5	1,297,081.38	139.00	0.00011	0.99989	100.00
1.5	1,297,032.38	0.00	0.00000	1.00000	99.99
2.5	1,291,411.38	0.00	0.00000	1.00000	99.99
3.5	1,291,541.38	45,261.00	0.03504	0.96496	99.99
4.5	1,245,850.38	122.00	0.00010	0.99990	96.49
5.5	1,245,838.38	2,526.00	0.00203	0.99797	96.48
6.5	1,243,723.38	4,833.00	0.00389	0.99611	96.28
7.5	1,242,448.38	28,115.25	0.02263	0.97737	95.90
8.5	1,214,715.13	20,271.85	0.01669	0.98331	93.73
9.5	1,195,951.28	21,199.00	0.01773	0.98227	92.17
10.5	1,177,852.28	4,249.18	0.00361	0.99639	90.54
11.5	1,174,202.10	32,796.76	0.02793	0.97207	90.21
12.5	1,141,466.34	12,166.53	0.01066	0.98934	87.69
13.5	1,130,017.81	10,314.78	0.00913	0.99087	86.75
14.5	1,120,704.03	47,992.15	0.04282	0.95718	85.96
15.5	1,074,296.88	228,846.10	0.21302	0.78698	82.28
16.5	854,527.78	32,826.99	0.03842	0.96158	64.75
17.5	830,289.79	60,531.67	0.07290	0.92710	62.27
18.5	779,869.12	44,874.32	0.05754	0.94246	57.73
19.5	732,211.96	18,637.87	0.02545	0.97455	54.41
20.5	714,934.09	72,765.77	0.10178	0.89822	53.02
21.5	648,466.32	108,278.53	0.16698	0.83302	47.62
22.5	552,764.79	12,292.99	0.02224	0.97776	39.67
23.5	432,623.19	24,504.02	0.05664	0.94336	38.79
24.5	412,703.17	3,450.00	0.00836	0.99164	36.59
25.5	416,702.17	2,288.00	0.00549	0.99451	36.29
26.5	417,029.17	12,081.74	0.02897	0.97103	36.09
27.5	400,398.74	1,661.00	0.00415	0.99585	35.04
28.5	399,374.74	121,155.53	0.30336	0.69664	34.90
29.5	284,089.21	71,694.22	0.25237	0.74763	24.31
30.5	214,248.99	4,115.12	0.01921	0.98079	18.18
31.5	203,657.68	3,819.45	0.01875	0.98125	17.83
32.5	199,838.23	14,140.15	0.07076	0.92924	17.49
33.5	185,698.08	15,004.82	0.08080	0.91920	16.26
34.5	170,693.26	18,933.65	0.11092	0.88908	14.94
35.5	151,759.61	3,767.26	0.02482	0.97518	13.29
36.5	147,992.35	2,306.12	0.01558	0.98442	12.96
37.5	145,686.23	23,117.68	0.15868	0.84132	12.75
38.5	122,568.55	4,266.00	0.03481	0.96519	10.73
39.5	118,302.55	2,872.96	0.02428	0.97572	10.36
40.5	115,429.59	3,337.97	0.02892	0.97108	10.11
41.5	112,091.62	417.00	0.00372	0.99628	9.81
42.5	111,674.62	8,879.78	0.07951	0.92049	9.78
43.5	102,794.84	2,402.89	0.02338	0.97662	9.00
44.5	100,391.95	10,811.37	0.10769	0.89231	8.79
45.5	89,580.58	5,875.93	0.06559	0.93441	7.84
46.5	83,704.65	3,112.68	0.03719	0.96281	7.33
47.5	80,591.97	7,342.97	0.09111	0.90889	7.06
48.5	73,249.00	5,883.00	0.08032	0.91968	6.41
49.5	67,366.00	8,520.00	0.12647	0.87353	5.90
50.5	58,846.00	3,887.00	0.06605	0.93395	5.15
51.5	54,959.00	309.00	0.00562	0.99438	4.81
52.5	54,650.00	591.00	0.00917	0.99083	4.79

Observed Life Table

Scenario: SDGE Actuarial @ 2020

Account: C394.21-Shop Equip - Other

Placement Band: 1916 - 2020

Observation Band: 1947 - 2020

Age at Beginning of Interval	Exposures at Beginning of Interval	Retirements During Interval	Retirement Ratio	Survivor Ratio	Percent Surv at Beginning of Interval
53.5	54,149.00	104.00	0.00192	0.99808	4.74
54.5	54,045.00	18.00	0.00033	0.99967	4.73
55.5	54,027.00	1,143.00	0.02116	0.97884	4.73
56.5	52,884.00	8,082.00	0.15283	0.84717	4.63
57.5	44,802.00	122.00	0.00272	0.99728	3.92
58.5	44,680.00	930.00	0.02081	0.97919	3.91
59.5	43,750.00	1,685.00	0.03851	0.96149	3.83
60.5	42,065.00	435.00	0.01034	0.98966	3.68
61.5	41,630.00	544.00	0.01307	0.98693	3.65
62.5	41,086.00	2,598.00	0.06323	0.93677	3.60
63.5	38,488.00	1,883.00	0.04892	0.95108	3.37
64.5	36,605.00	5,145.00	0.14055	0.85945	3.21
65.5	31,460.00	3,078.00	0.09784	0.90216	2.76
66.5	28,382.00	158.00	0.00557	0.99443	2.49
67.5	28,224.00	4,748.00	0.16823	0.83177	2.47
68.5	23,476.00	4,811.00	0.20493	0.79507	2.06
69.5	18,665.00	3,372.00	0.18066	0.81934	1.63
70.5	15,293.00	3,336.00	0.21814	0.78186	1.34
71.5	11,957.00	2,898.00	0.24237	0.75763	1.05
72.5	9,059.00	3,451.00	0.38095	0.61905	0.79
73.5	5,608.00	697.00	0.12429	0.87571	0.49
74.5	4,911.00	305.00	0.06211	0.93789	0.43
75.5	4,606.00	282.00	0.06122	0.93878	0.40
76.5	4,324.00	4,324.00	1.00000	0.00000	0.38
77.5	0.00	0.00	0.00000	1.00000	0.00

Scenario: SDGE Actuarial @ 2020
 Account: C394.21-Shop Equip - Other
 Placement Band: 1916 - 2020

Observed Life Table
 SDG&E
 2024 GRC - APP
 Depreciation

Observation Band: 1961 - 2020

Age at Beginning of Interval	Exposures at Beginning of Interval	Retirements During Interval	Retirement Ratio	Survivor Ratio	Percent Surv at Beginning of Interval
0	1,251,064.54	0.00	0.00000	1.00000	100.00
0.5	1,253,194.43	139.00	0.00011	0.99989	100.00
1.5	1,261,934.80	0.00	0.00000	1.00000	99.99
2.5	1,261,171.73	0.00	0.00000	1.00000	99.99
3.5	1,261,746.41	45,261.00	0.03587	0.96413	99.99
4.5	1,219,487.80	122.00	0.00010	0.99990	96.40
5.5	1,221,406.80	2,506.00	0.00205	0.99795	96.39
6.5	1,219,887.10	4,833.00	0.00396	0.99604	96.19
7.5	1,219,823.56	28,081.25	0.02302	0.97698	95.81
8.5	1,194,432.31	20,241.85	0.01695	0.98305	93.61
9.5	1,176,666.28	21,162.00	0.01798	0.98202	92.02
10.5	1,155,875.28	4,249.18	0.00368	0.99632	90.37
11.5	1,154,669.10	32,796.76	0.02840	0.97160	90.03
12.5	1,127,419.34	12,166.53	0.01079	0.98921	87.48
13.5	1,120,658.81	10,314.78	0.00920	0.99080	86.53
14.5	1,111,913.03	47,931.15	0.04311	0.95689	85.74
15.5	1,064,071.88	228,846.10	0.21507	0.78493	82.04
16.5	835,279.78	32,826.99	0.03930	0.96070	64.40
17.5	802,532.79	60,239.67	0.07506	0.92494	61.86
18.5	742,293.12	44,211.32	0.05956	0.94044	57.22
19.5	684,868.96	18,088.87	0.02641	0.97359	53.81
20.5	667,191.09	72,437.77	0.10857	0.89143	52.39
21.5	595,501.32	108,114.53	0.18155	0.81845	46.70
22.5	487,768.79	12,292.99	0.02520	0.97480	38.22
23.5	358,606.19	24,474.02	0.06825	0.93175	37.26
24.5	337,232.17	3,118.00	0.00925	0.99075	34.72
25.5	334,713.17	2,288.00	0.00684	0.99316	34.40
26.5	332,425.17	11,447.74	0.03444	0.96556	34.16
27.5	316,854.74	333.00	0.00105	0.99895	32.99
28.5	317,475.74	121,125.53	0.38153	0.61847	32.95
29.5	197,935.21	70,792.22	0.35765	0.64235	20.38
30.5	135,217.99	3,979.12	0.02943	0.97057	13.09
31.5	133,194.68	2,805.45	0.02106	0.97894	12.71
32.5	139,419.23	14,078.15	0.10098	0.89902	12.44
33.5	135,021.08	14,809.82	0.10969	0.89031	11.18
34.5	121,326.26	18,933.65	0.15606	0.84394	9.96
35.5	107,792.61	3,749.26	0.03478	0.96522	8.40
36.5	115,511.35	901.12	0.00780	0.99220	8.11
37.5	124,763.23	23,117.68	0.18529	0.81471	8.05
38.5	105,595.55	4,266.00	0.04040	0.95960	6.56
39.5	107,523.55	2,677.96	0.02491	0.97509	6.29
40.5	107,129.59	3,337.97	0.03116	0.96884	6.13
41.5	104,065.62	417.00	0.00401	0.99599	5.94
42.5	104,285.62	7,542.78	0.07233	0.92767	5.92
43.5	102,462.84	2,402.89	0.02345	0.97655	5.49
44.5	100,391.95	10,811.37	0.10769	0.89231	5.36
45.5	89,580.58	5,875.93	0.06559	0.93441	4.78
46.5	83,704.65	3,112.68	0.03719	0.96281	4.47
47.5	80,591.97	7,342.97	0.09111	0.90889	4.30
48.5	73,249.00	5,883.00	0.08032	0.91968	3.91
49.5	67,366.00	8,520.00	0.12647	0.87353	3.60
50.5	58,846.00	3,887.00	0.06605	0.93395	3.14
51.5	54,959.00	309.00	0.00562	0.99438	2.94
52.5	54,650.00	591.00	0.00917	0.99083	2.92

Scenario: SDGE Actuarial @ 2020

Account: C394.21-Shop Equip - Other

Placement Band: 1916 - 2020

Observation Band: 1961 - 2020

Age at Beginning of Interval	Exposures at Beginning of Interval	Retirements During Interval	Retirement Ratio	Survivor Ratio	Percent Surv at Beginning of Interval
53.5	54,149.00	104.00	0.00192	0.99808	2.89
54.5	54,045.00	18.00	0.00033	0.99967	2.89
55.5	54,027.00	1,143.00	0.02116	0.97884	2.89
56.5	52,884.00	8,082.00	0.15283	0.84717	2.82
57.5	44,802.00	122.00	0.00272	0.99728	2.39
58.5	44,680.00	930.00	0.02081	0.97919	2.39
59.5	43,750.00	1,685.00	0.03851	0.96149	2.34
60.5	42,065.00	435.00	0.01034	0.98966	2.25
61.5	41,630.00	544.00	0.01307	0.98693	2.22
62.5	41,086.00	2,598.00	0.06323	0.93677	2.19
63.5	38,488.00	1,883.00	0.04892	0.95108	2.05
64.5	36,605.00	5,145.00	0.14055	0.85945	1.95
65.5	31,460.00	3,078.00	0.09784	0.90216	1.68
66.5	28,382.00	158.00	0.00557	0.99443	1.52
67.5	28,224.00	4,748.00	0.16823	0.83177	1.51
68.5	23,476.00	4,811.00	0.20493	0.79507	1.25
69.5	18,665.00	3,372.00	0.18066	0.81934	1.00
70.5	15,293.00	3,336.00	0.21814	0.78186	0.82
71.5	11,957.00	2,898.00	0.24237	0.75763	0.64
72.5	9,059.00	3,451.00	0.38095	0.61905	0.48
73.5	5,608.00	697.00	0.12429	0.87571	0.30
74.5	4,911.00	305.00	0.06211	0.93789	0.26
75.5	4,606.00	282.00	0.06122	0.93878	0.25
76.5	4,324.00	4,324.00	1.00000	0.00000	0.23
77.5	0.00	0.00	0.00000	1.00000	0.00

Scenario: SDGE Actuarial @ 2020

Account: C394.21-Shop Equip - Other

Placement Band: 1916 - 2020

Observation Band: 1991 - 2020

Age at Beginning of Interval	Exposures at Beginning of Interval	Retirements During Interval	Retirement Ratio	Survivor Ratio	Percent Surv at Beginning of Interval
0	229,587.24	0.00	0.00000	1.00000	100.00
0.5	229,587.24	0.00	0.00000	1.00000	100.00
1.5	236,063.43	0.00	0.00000	1.00000	100.00
2.5	258,837.60	0.00	0.00000	1.00000	100.00
3.5	341,781.05	44,816.00	0.13112	0.86888	100.00
4.5	332,536.91	0.00	0.00000	1.00000	86.89
5.5	396,990.87	2,161.00	0.00544	0.99456	86.89
6.5	410,433.58	0.00	0.00000	1.00000	86.42
7.5	664,631.45	26,508.25	0.03988	0.96012	86.42
8.5	668,296.47	19,818.85	0.02966	0.97034	82.97
9.5	741,824.23	19,524.00	0.02632	0.97368	80.51
10.5	760,336.88	2,807.18	0.00369	0.99631	78.39
11.5	772,814.58	32,706.76	0.04232	0.95768	78.10
12.5	823,180.74	10,023.53	0.01218	0.98782	74.80
13.5	919,280.27	9,601.78	0.01044	0.98956	73.88
14.5	909,954.09	46,380.15	0.05097	0.94903	73.11
15.5	901,193.96	227,451.10	0.25239	0.74761	69.39
16.5	690,029.24	32,391.99	0.04694	0.95306	51.87
17.5	660,819.37	59,362.67	0.08983	0.91017	49.44
18.5	614,536.89	43,767.32	0.07122	0.92878	45.00
19.5	571,070.01	16,726.87	0.02929	0.97071	41.79
20.5	560,735.14	70,123.77	0.12506	0.87494	40.57
21.5	512,020.02	106,606.53	0.20821	0.79179	35.49
22.5	412,831.75	11,437.99	0.02771	0.97229	28.11
23.5	284,545.15	23,626.02	0.08303	0.91697	27.33
24.5	262,896.03	2,555.00	0.00972	0.99028	25.06
25.5	262,446.85	1,682.00	0.00641	0.99359	24.81
26.5	263,956.81	11,211.74	0.04248	0.95752	24.65
27.5	249,455.35	0.00	0.00000	1.00000	23.61
28.5	255,326.47	120,949.53	0.47371	0.52629	23.61
29.5	149,102.37	70,618.22	0.47362	0.52638	12.42
30.5	80,367.04	3,182.12	0.03959	0.96041	6.54
31.5	79,528.10	788.45	0.00991	0.99009	6.28
32.5	83,490.58	13,414.15	0.16067	0.83933	6.22
33.5	70,505.11	12,837.82	0.18208	0.81792	5.22
34.5	60,759.68	18,504.65	0.30455	0.69545	4.27
35.5	43,002.03	2,941.26	0.06840	0.93160	2.97
36.5	40,470.07	318.12	0.00786	0.99214	2.77
37.5	40,726.41	17,290.68	0.42456	0.57544	2.75
38.5	25,616.73	0.00	0.00000	1.00000	1.58
39.5	27,508.55	2,079.96	0.07561	0.92439	1.58
40.5	25,428.59	1,550.97	0.06099	0.93901	1.46
41.5	24,533.62	0.00	0.00000	1.00000	1.37
42.5	28,927.62	3,424.78	0.11839	0.88161	1.37
43.5	28,857.84	1,218.89	0.04224	0.95776	1.21
44.5	28,843.95	8,819.37	0.30576	0.69424	1.16
45.5	20,024.58	4,750.93	0.23725	0.76275	0.81
46.5	15,273.65	428.68	0.02807	0.97193	0.61
47.5	14,844.97	6,623.97	0.44621	0.55379	0.60
48.5	8,221.00	0.00	0.00000	1.00000	0.33
49.5	8,221.00	5,058.00	0.61525	0.38475	0.33
50.5	3,163.00	3,163.00	1.00000	0.00000	0.13
51.5	541.00	0.00	0.00000	1.00000	0.00
52.5	541.00	0.00	0.00000	1.00000	0.00

Scenario: SDGE Actuarial @ 2020

Account: C394.21-Shop Equip - Other

Placement Band: 1916 - 2020

Observation Band: 1991 - 2020

Age at Beginning of Interval	Exposures at Beginning of Interval	Retirements During Interval	Retirement Ratio	Survivor Ratio	Percent Surv at Beginning of Interval
53.5	999.00	0.00	0.00000	1.00000	0.00
54.5	2,954.00	0.00	0.00000	1.00000	0.00
55.5	2,954.00	608.00	0.20582	0.79418	0.00
56.5	2,346.00	541.00	0.23061	0.76939	0.00
57.5	2,494.00	0.00	0.00000	1.00000	0.00
58.5	2,494.00	458.00	0.18364	0.81636	0.00
59.5	2,554.00	1,347.00	0.52741	0.47259	0.00
60.5	1,207.00	0.00	0.00000	1.00000	0.00
61.5	6,175.00	0.00	0.00000	1.00000	0.00
62.5	13,027.00	1,693.00	0.12996	0.87004	0.00
63.5	16,145.00	0.00	0.00000	1.00000	0.00
64.5	16,145.00	4,482.00	0.27761	0.72239	0.00
65.5	14,625.00	2,964.00	0.20267	0.79733	0.00
66.5	18,093.00	0.00	0.00000	1.00000	0.00
67.5	21,544.00	4,393.00	0.20391	0.79609	0.00
68.5	17,848.00	4,811.00	0.26955	0.73045	0.00
69.5	13,342.00	3,029.00	0.22703	0.77297	0.00
70.5	10,595.00	2,962.00	0.27957	0.72043	0.00
71.5	7,633.00	2,898.00	0.37967	0.62033	0.00
72.5	4,735.00	3,451.00	0.72883	0.27117	0.00
73.5	5,608.00	697.00	0.12429	0.87571	0.00
74.5	4,911.00	305.00	0.06211	0.93789	0.00
75.5	4,606.00	282.00	0.06122	0.93878	0.00
76.5	4,324.00	4,324.00	1.00000	0.00000	0.00
77.5	0.00	0.00	0.00000	1.00000	0.00

Scenario: SDGE Actuarial @ 2020
 Account: C394.21-Shop Equip - Other
 Placement Band: 1961 - 2020

Observed Life Table
 2024 GRC - APP
 Depreciation

Observation Band: 1961 - 2020

Age at Beginning of Interval	Exposures at Beginning of Interval	Retirements During Interval	Retirement Ratio	Survivor Ratio	Percent Surv at Beginning of Interval
0	1,251,064.54	0.00	0.00000	1.00000	100.00
0.5	1,251,064.54	139.00	0.00011	0.99989	100.00
1.5	1,250,925.54	0.00	0.00000	1.00000	99.99
2.5	1,245,250.54	0.00	0.00000	1.00000	99.99
3.5	1,245,250.54	45,261.00	0.03635	0.96365	99.99
4.5	1,199,559.54	122.00	0.00010	0.99990	96.35
5.5	1,199,437.54	2,435.00	0.00203	0.99797	96.34
6.5	1,197,002.54	4,833.00	0.00404	0.99596	96.15
7.5	1,194,979.54	28,081.25	0.02350	0.97650	95.76
8.5	1,166,898.29	20,241.85	0.01735	0.98265	93.51
9.5	1,146,656.44	21,162.00	0.01846	0.98154	91.89
10.5	1,125,494.44	4,249.18	0.00378	0.99622	90.19
11.5	1,121,245.26	32,706.76	0.02917	0.97083	89.85
12.5	1,088,538.50	11,787.53	0.01083	0.98917	87.23
13.5	1,076,750.97	10,263.78	0.00953	0.99047	86.29
14.5	1,066,487.19	47,080.15	0.04415	0.95585	85.46
15.5	1,019,407.04	228,491.10	0.22414	0.77586	81.69
16.5	790,915.94	32,826.99	0.04151	0.95849	63.38
17.5	758,088.95	59,962.67	0.07910	0.92090	60.75
18.5	698,126.28	44,211.32	0.06333	0.93667	55.94
19.5	640,626.12	17,205.87	0.02686	0.97314	52.40
20.5	623,420.25	70,990.77	0.11387	0.88613	50.99
21.5	552,429.48	106,915.53	0.19354	0.80646	45.19
22.5	445,513.95	11,735.99	0.02634	0.97366	36.44
23.5	315,624.35	24,474.02	0.07754	0.92246	35.48
24.5	291,150.33	3,028.00	0.01040	0.98960	32.73
25.5	288,122.33	1,924.00	0.00668	0.99332	32.39
26.5	286,198.33	11,305.74	0.03950	0.96050	32.17
27.5	270,051.90	0.00	0.00000	1.00000	30.90
28.5	270,051.90	120,949.53	0.44788	0.55212	30.90
29.5	149,102.37	70,618.22	0.47362	0.52638	17.06
30.5	78,484.15	3,182.12	0.04054	0.95946	8.98
31.5	68,825.84	788.45	0.01146	0.98854	8.62
32.5	68,037.39	13,414.15	0.19716	0.80284	8.52
33.5	54,623.24	12,837.82	0.23502	0.76498	6.84
34.5	41,785.42	18,504.65	0.44285	0.55715	5.23
35.5	23,280.77	2,941.26	0.12634	0.87366	2.92
36.5	20,339.51	318.12	0.01564	0.98436	2.55
37.5	20,021.39	15,893.68	0.79383	0.20617	2.51
38.5	4,127.71	0.00	0.00000	1.00000	0.52
39.5	4,127.71	2,079.96	0.50390	0.49610	0.52
40.5	2,047.75	1,550.97	0.75740	0.24260	0.26
41.5	496.78	0.00	0.00000	1.00000	0.06
42.5	496.78	496.78	1.00000	0.00000	0.06
43.5	0.00	0.00	0.00000	1.00000	0.00

Scenario: SDGE Actuarial @ 2020
 Account: C394.21-Shop Equip - Other
 Placement Band: 1961 - 2020

Observed Life Table
 SDG&E
 2024 GRC - APP
 Depreciation

Observation Band: 1991 - 2020

Age at Beginning of Interval	Exposures at Beginning of Interval	Retirements During Interval	Retirement Ratio	Survivor Ratio	Percent Surv at Beginning of Interval
0	229,587.24	0.00	0.00000	1.00000	100.00
0.5	229,587.24	0.00	0.00000	1.00000	100.00
1.5	236,063.43	0.00	0.00000	1.00000	100.00
2.5	258,837.60	0.00	0.00000	1.00000	100.00
3.5	341,781.05	44,816.00	0.13112	0.86888	100.00
4.5	332,536.91	0.00	0.00000	1.00000	86.89
5.5	396,990.87	2,161.00	0.00544	0.99456	86.89
6.5	410,433.58	0.00	0.00000	1.00000	86.42
7.5	664,631.45	26,508.25	0.03988	0.96012	86.42
8.5	668,296.47	19,818.85	0.02966	0.97034	82.97
9.5	741,824.23	19,524.00	0.02632	0.97368	80.51
10.5	760,336.88	2,807.18	0.00369	0.99631	78.39
11.5	772,814.58	32,706.76	0.04232	0.95768	78.10
12.5	823,180.74	10,023.53	0.01218	0.98782	74.80
13.5	919,280.27	9,601.78	0.01044	0.98956	73.88
14.5	909,954.09	46,380.15	0.05097	0.94903	73.11
15.5	901,193.96	227,451.10	0.25239	0.74761	69.39
16.5	690,029.24	32,391.99	0.04694	0.95306	51.87
17.5	660,819.37	59,362.67	0.08983	0.91017	49.44
18.5	614,536.89	43,767.32	0.07122	0.92878	45.00
19.5	571,070.01	16,726.87	0.02929	0.97071	41.79
20.5	560,735.14	70,123.77	0.12506	0.87494	40.57
21.5	512,020.02	106,606.53	0.20821	0.79179	35.49
22.5	412,831.75	11,437.99	0.02771	0.97229	28.11
23.5	284,545.15	23,626.02	0.08303	0.91697	27.33
24.5	262,896.03	2,555.00	0.00972	0.99028	25.06
25.5	262,446.85	1,682.00	0.00641	0.99359	24.81
26.5	263,956.81	11,211.74	0.04248	0.95752	24.65
27.5	249,455.35	0.00	0.00000	1.00000	23.61
28.5	255,326.47	120,949.53	0.47371	0.52629	23.61
29.5	149,102.37	70,618.22	0.47362	0.52638	12.42
30.5	78,484.15	3,182.12	0.04054	0.95946	6.54
31.5	68,825.84	788.45	0.01146	0.98854	6.28
32.5	68,037.39	13,414.15	0.19716	0.80284	6.20
33.5	54,623.24	12,837.82	0.23502	0.76498	4.98
34.5	41,785.42	18,504.65	0.44285	0.55715	3.81
35.5	23,280.77	2,941.26	0.12634	0.87366	2.12
36.5	20,339.51	318.12	0.01564	0.98436	1.86
37.5	20,021.39	15,893.68	0.79383	0.20617	1.83
38.5	4,127.71	0.00	0.00000	1.00000	0.38
39.5	4,127.71	2,079.96	0.50390	0.49610	0.38
40.5	2,047.75	1,550.97	0.75740	0.24260	0.19
41.5	496.78	0.00	0.00000	1.00000	0.05
42.5	496.78	496.78	1.00000	0.00000	0.05
43.5	0.00	0.00	0.00000	1.00000	0.00

SDG&E
 2024 GRC - APP
 Depreciation

Observed Life Table

Scenario: SDGE Actuarial @ 2020

Account: C394.21-Shop Equip - Other

Placement Band: 1991 - 2020

Observation Band: 1991 - 2020

Age at Beginning of Interval	Exposures at Beginning of Interval	Retirements During Interval	Retirement Ratio	Survivor Ratio	Percent Surv at Beginning of Interval
0	229,587.24	0.00	0.00000	1.00000	100.00
0.5	229,587.24	0.00	0.00000	1.00000	100.00
1.5	229,587.24	0.00	0.00000	1.00000	100.00
2.5	229,587.24	0.00	0.00000	1.00000	100.00
3.5	229,587.24	44,816.00	0.19520	0.80480	100.00
4.5	184,771.24	0.00	0.00000	1.00000	80.48
5.5	184,771.24	2,161.00	0.01170	0.98830	80.48
6.5	182,610.24	0.00	0.00000	1.00000	79.54
7.5	182,610.24	26,508.25	0.14516	0.85484	79.54
8.5	156,101.99	19,818.85	0.12696	0.87304	67.99
9.5	136,283.14	0.00	0.00000	1.00000	59.36
10.5	136,283.14	0.00	0.00000	1.00000	59.36
11.5	136,283.14	0.00	0.00000	1.00000	59.36
12.5	136,283.14	0.00	0.00000	1.00000	59.36
13.5	136,283.14	0.00	0.00000	1.00000	59.36
14.5	136,283.14	0.00	0.00000	1.00000	59.36
15.5	136,283.14	0.00	0.00000	1.00000	59.36
16.5	136,283.14	0.00	0.00000	1.00000	59.36
17.5	136,283.14	0.00	0.00000	1.00000	59.36
18.5	136,283.14	0.00	0.00000	1.00000	59.36
19.5	122,994.30	0.00	0.00000	1.00000	59.36
20.5	122,994.30	0.00	0.00000	1.00000	59.36
21.5	122,994.30	0.00	0.00000	1.00000	59.36
22.5	122,994.30	0.00	0.00000	1.00000	59.36
23.5	4,840.69	0.00	0.00000	1.00000	59.36
24.5	4,840.69	0.00	0.00000	1.00000	59.36
25.5	4,840.69	0.00	0.00000	1.00000	59.36
26.5	4,840.69	0.00	0.00000	1.00000	59.36
27.5	0.00	0.00	0.00000	1.00000	59.36

Actuarial Life Analysis

SDG&E
2024 GRC - APP
Depreciation

Account: C394.21-Shop Equip - Other

Scenario: SDGE Actuarial @ 2020

Placement Band: 1916 - 1951

Function: Survivorship Annual Rate Method

Weighting: Unweighted

T-Cut: None

Observation Band	<u>Censoring</u>		Error Sum of Squares	<u>Best Fit</u>	
	Age	Percent		Disp	ASL
1947 -1951	35.5	80.87	0.00969676	R0.5	70.37
1948 -1952	36.5	85.32	0.01208527	R0.5	90.02
1949 -1953	37.5	78.59	0.04866219	R0.5	60.67
1950 -1954	38.5	84.29	0.01951823	R0.5	95.59
1951 -1955	39.5	89.19	0.00187127	S0.5	86.67
1952 -1956	40.5	88.19	0.00250852	S1	75.24
1953 -1957	41.5	88.85	0.00419226	S1	78.21
1954 -1958	42.5	83.24	0.00545409	L2.5	62.79
1955 -1959	43.5	16.15	0.27799895	R4	45.02
1956 -1960	44.5	71.28	0.01359989	L4	52.22
1957 -1961	45.5	60.33	0.02289415	S4	46.44
1958 -1962	46.5	54.37	0.02559473	L4	46.57
1959 -1963	47.5	51.01	0.01672518	L4	48.95
1960 -1964	48.5	49.51	0.03280885	L2.5	55.84
1961 -1965	49.5	71.74	0.02962032	L2	65.80
1962 -1966	50.5	80.76	0.00764455	L1	95.40
1963 -1967	51.5	72.34	0.02905359	L1	78.29
1964 -1968	52.5	16.86	0.13283387	L2	49.99
1965 -1969	53.5	33.93	0.20109336	L2	42.23
1966 -1970	54.5	4.70	0.10989635	L2.5	29.06
1967 -1971	55.5	6.38	0.07507116	L2	31.95
1968 -1972	56.5	0.00	0.04520099	L2.5	28.27
1969 -1973	57.5	4.24	0.10825214	L2.5	28.64
1970 -1974	58.5	2.83	0.24304073	R1.5	24.99
1971 -1975	59.5	33.36	0.15718490	L0.5	45.13
1972 -1976	60.5	0.00	0.79096375	R5	28.54
1973 -1977	61.5	92.95	0.05587013	R0.5	197.59
1974 -1978	62.5	93.86	0.04136859	R0.5	230.00
1975 -1979		1.00			
1976 -1980		1.00			
1977 -1981		1.00			
1978 -1982		1.00			
1979 -1983		1.00			
1980 -1984		1.00			
1981 -1985		1.00			
1982 -1986		1.00			
1983 -1987	71.5	61.43	0.15917258	L2	82.27
1984 -1988	72.5	11.23	0.07854732	L1	43.17
1985 -1989	73.5	10.75	0.06668802	L1.5	43.20
1986 -1990	74.5	6.36	0.08502349	L2	42.00
1987 -1991	75.5	1.26	0.06782020	S1.5	39.06
1988 -1992	76.5	0.00	0.30308670	R3	38.60
1989 -1993	77.5	65.23	0.08884582	L2	92.62
1990 -1994	78.5	0.00	0.15165805	R4	364.69

Actuarial Life Analysis

SDG&E
2024 GRC - APP
Depreciation

Account: C394.21-Shop Equip - Other

Scenario: SDGE Actuarial @ 2020

Placement Band: 1916 - 1995

Function: Survivorship Annual Rate Method

Weighting: Unweighted

T-Cut: None

Observation Band	<u>Censoring</u>		Error Sum of Squares	<u>Best Fit</u>	
	Age	Percent		Disp	ASL
1991 -1995	79.5	0.00	0.24639430	S3	60.39
1992 -1996	80.5	0.00	0.28061555	S3	49.30
1993 -1997	81.5	0.00	0.19400227	L2	31.80
1994 -1998	82.5	0.00	0.67508832	L0	17.31
1995 -1999	83.5	0.00	0.21190706	L0	10.34
1996 -2000	84.5	0.00	0.32240025	L3	5.14
1997 -2001	85.5	0.00	0.09874461	L2	8.67
1998 -2002	86.5	0.00	0.05906247	L2.5	7.29
1999 -2003	87.5	0.00	0.10085092	L5	8.99
2000 -2004	88.5	0.00	0.83759801	L2	12.34
2001 -2005	89.5	0.00	0.04796065	S6	32.92
2002 -2006		0.00			
2003 -2007		0.00			
2004 -2008		0.00			
2005 -2009		0.00			
2006 -2010		0.00			
2007 -2011		0.00			
2008 -2012		0.00			
2009 -2013		0.00			
2010 -2014		0.00			
2011 -2015		0.00			
2012 -2016		0.00			
2013 -2017		0.00			
2014 -2018		0.00			
2015 -2019		0.00			
2016 -2020		0.00			

Actuarial Life Analysis

SDG&E
2024 GRC - APP
Depreciation

Account: C394.21-Shop Equip - Other

Scenario: SDGE Actuarial @ 2020

Placement Band: 1916 - 2020

Function: Survivorship Annual Rate Method

Weighting: Unweighted

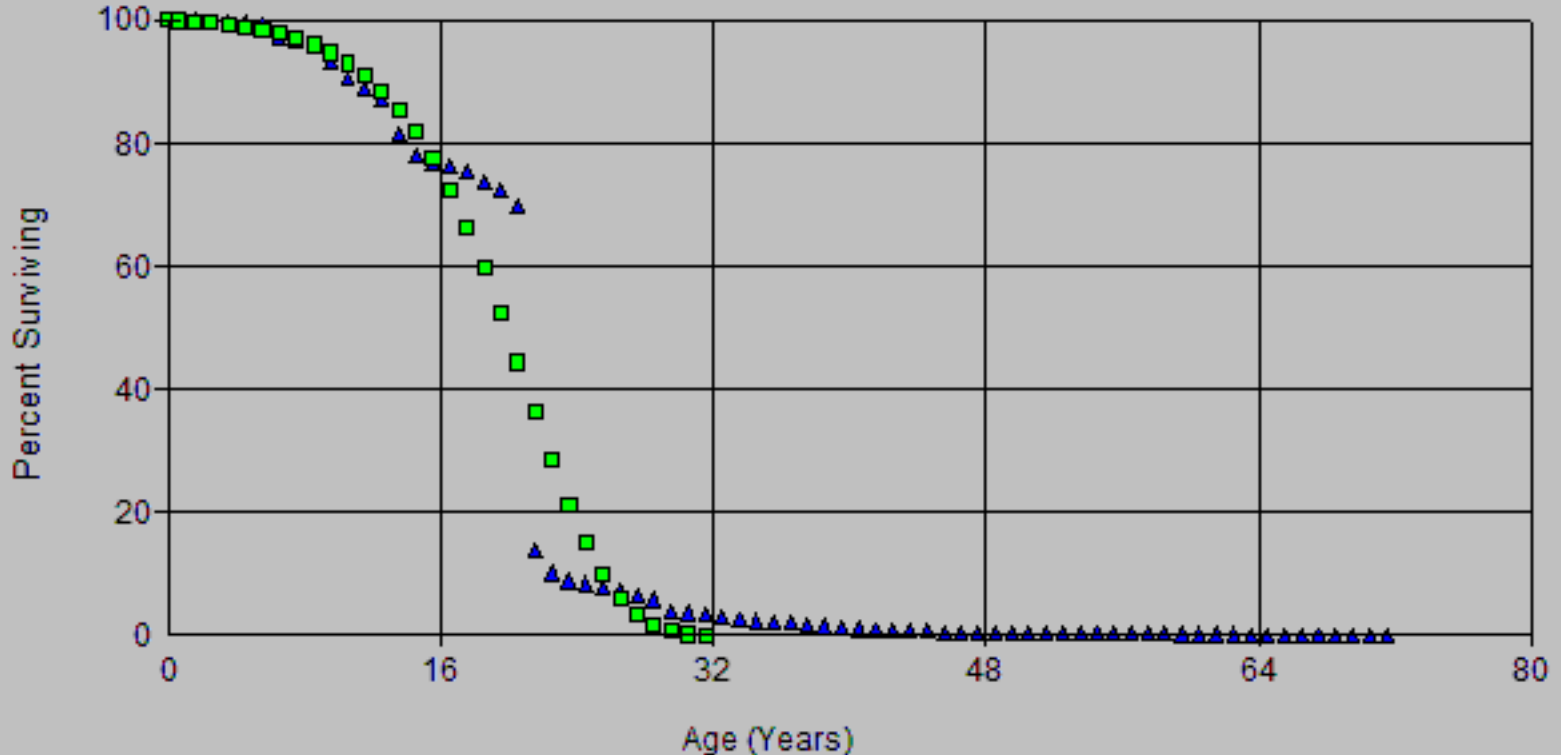
T-Cut: None

Observation Band	<u>Censoring</u>		Error Sum of Squares	<u>Best Fit</u>	
	Age	Percent		Disp	ASL
1947 -2020	104.5	0.00	0.14147157	L2	24.27
1952 -2020	104.5	0.00	0.12697498	L2	23.92
1957 -2020	104.5	0.00	0.10256955	L2	23.44
1962 -2020	104.5	0.00	0.08191606	L2	22.90
1967 -2020	104.5	0.00	0.06608044	L2	22.44
1972 -2020	104.5	0.00	0.06356095	L2	22.30
1977 -2020	104.5	0.00	0.05728551	L2	22.00
1982 -2020	104.5	0.00	0.05609995	L2	21.40
1987 -2020	104.5	0.00	0.05777856	L2	20.47
1992 -2020	104.5	0.00	0.07335310	R0.5	17.42
1997 -2020	104.5	0.00	0.07850268	L0	13.48
2002 -2020		0.00			
2007 -2020		0.00			
2012 -2020		0.00			
2017 -2020		0.00			

Account: C394.31 Garage Equip -Other
Scenario: SDGE Actuarial @ 2020

SDG&E
2024 GRN Case
Depreciation

▲ Actual Data ■ R3 19.00

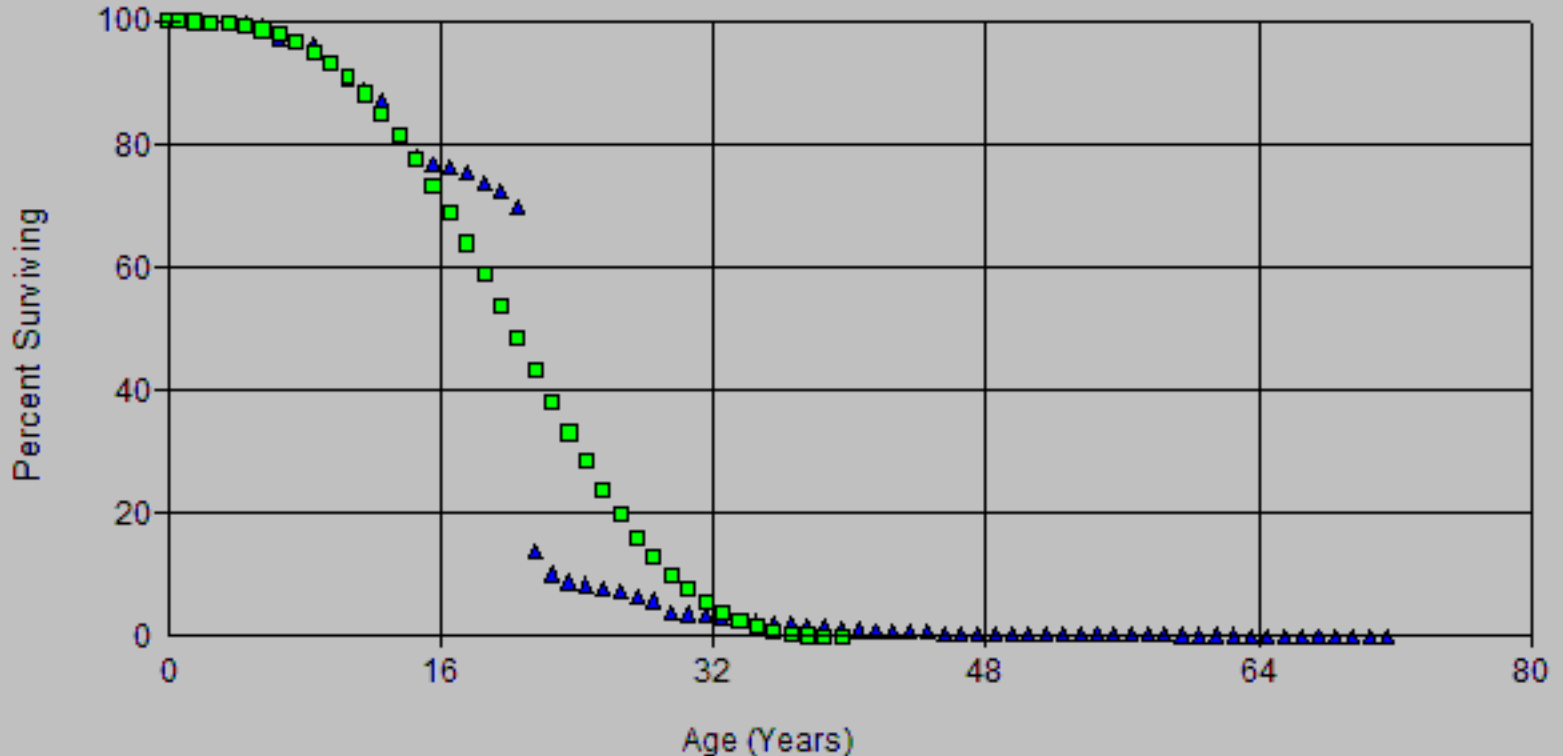


Account: C394.31 Garage Equip -Other
 Scenario: SDGE Actuarial @ 2020

SDG&E
 2024 GRN CAPE
 Depreciation

▲ Actual Data

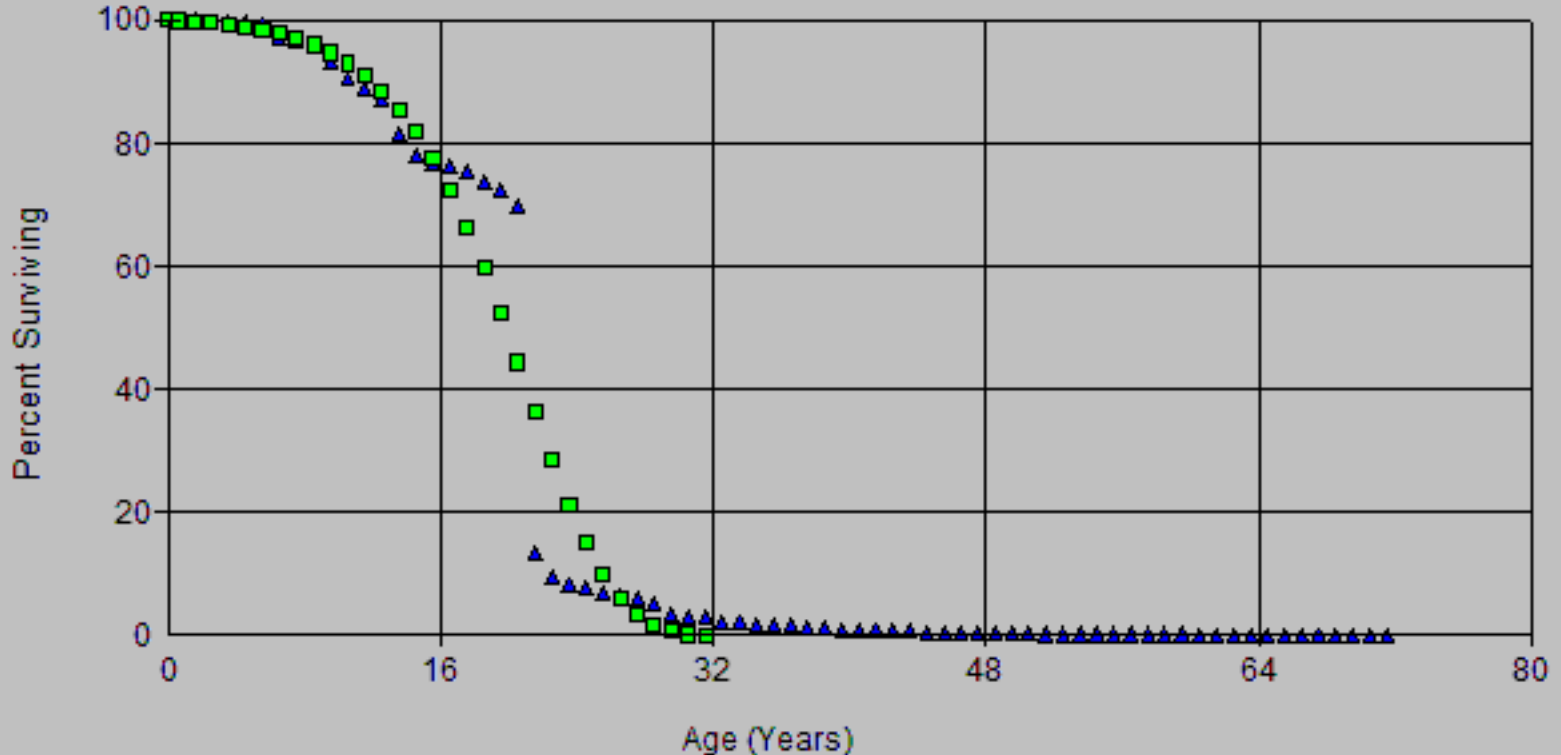
■ S1.5 20.00



Account: C394.31 Garage Equip -Other
Scenario: SDGE Actuarial @ 2020

SDG&E
2024 GRN Case
Depreciation

▲ Actual Data ■ R3 19.00

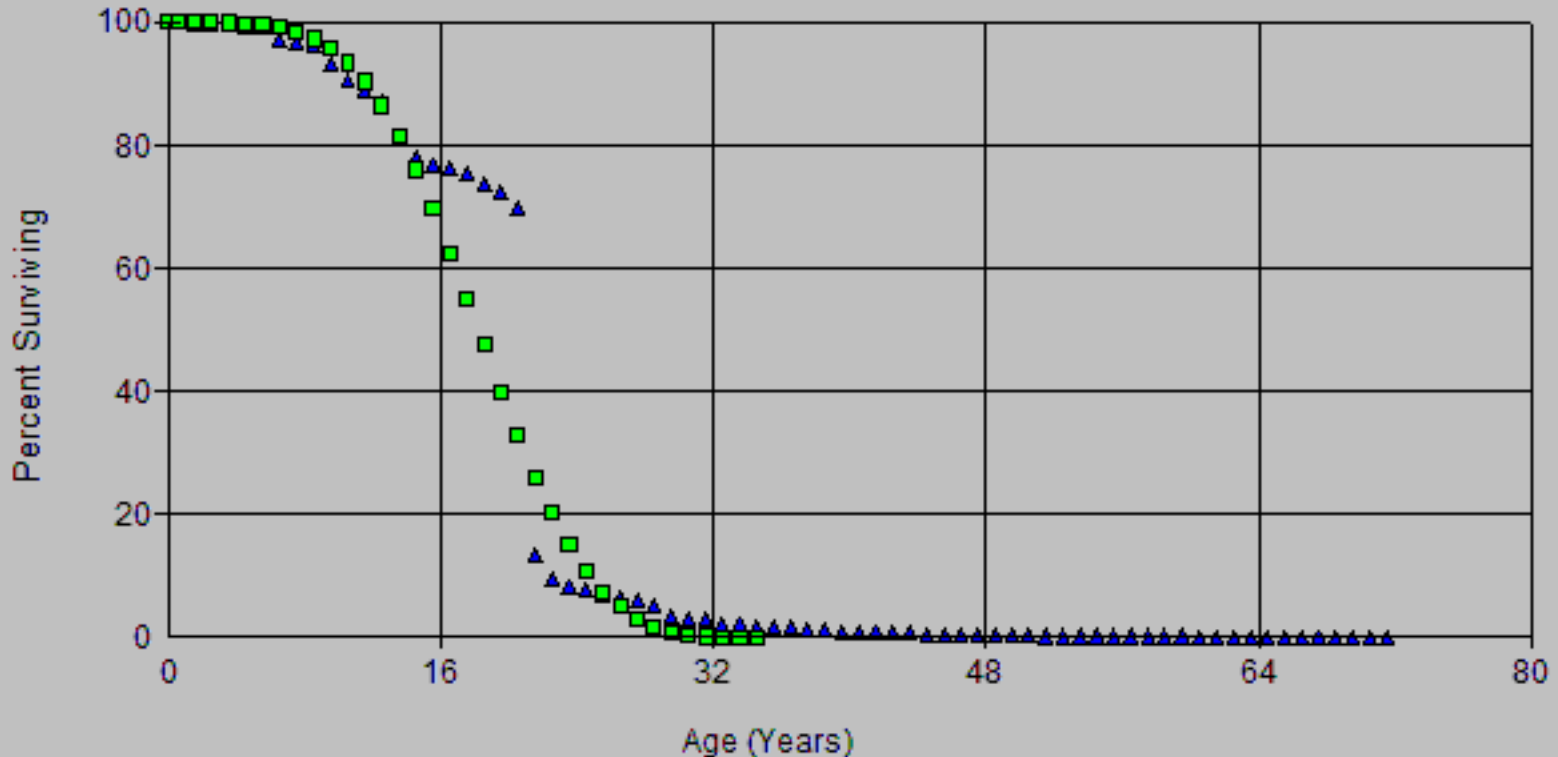


Account: C394.31 Garage Equip -Other
Scenario: SDGE Actuarial @ 2020

SDG&E
2024 GRN Case
Depreciation

▲ Actual Data

■ S2.5 18.00

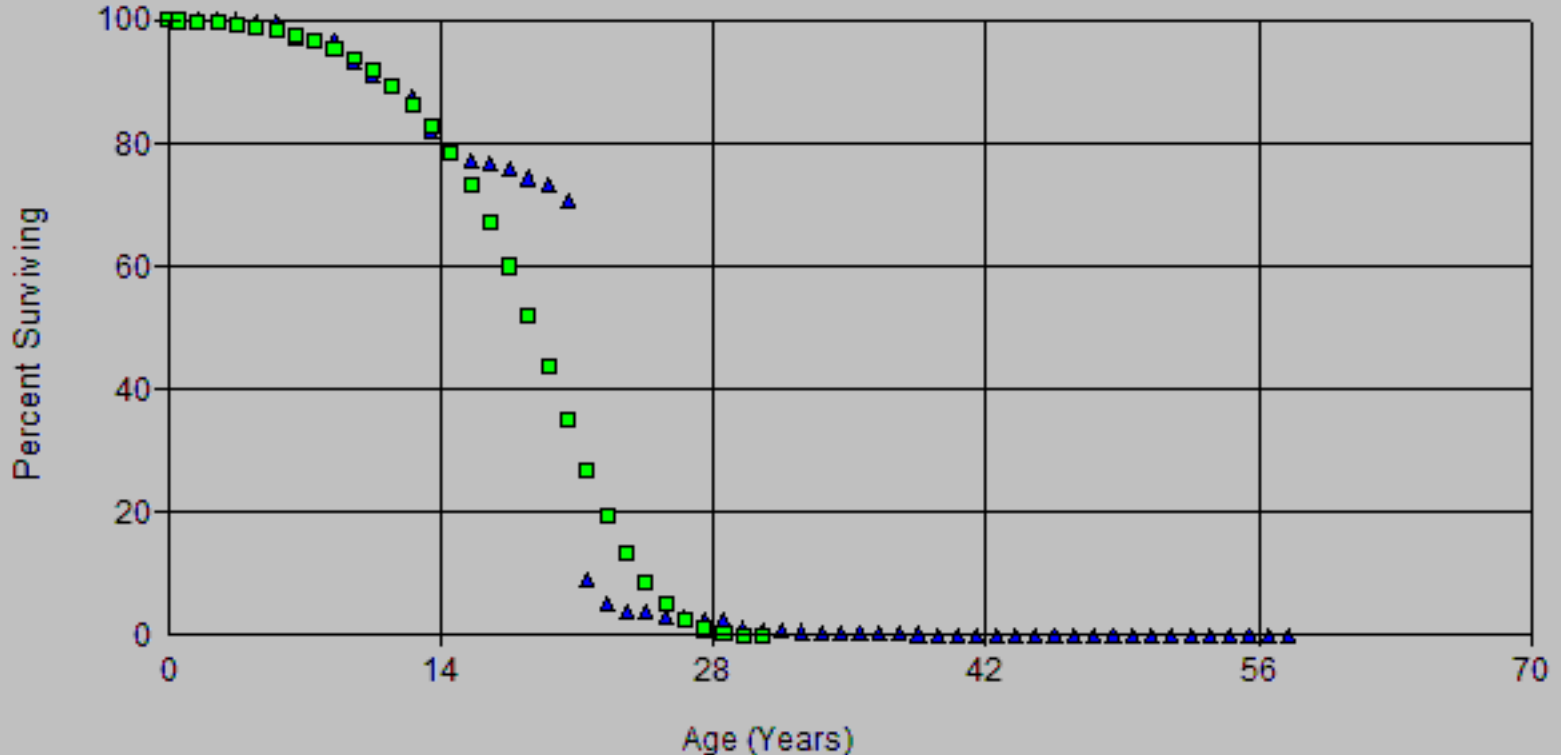


Account: C394.31 Garage Equip -Other
Scenario: SDGE Actuarial @ 2020

SDG&E
2024 GRN Case
Depreciation

▲ Actual Data

■ R3 18.00

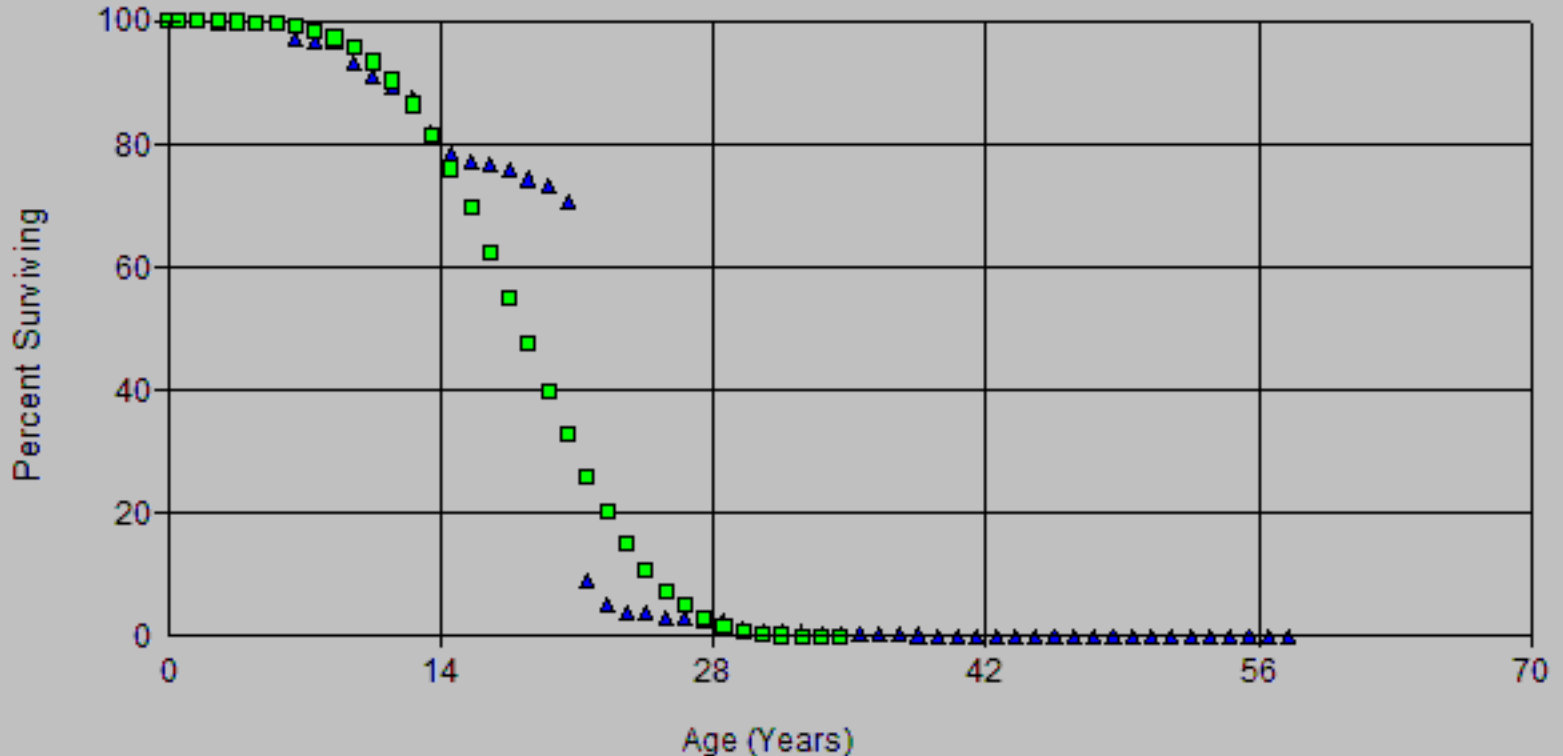


Account: C394.31 Garage Equip -Other
Scenario: SDGE Actuarial @ 2020

SDG&E
2024 GRN Case
Depreciation

▲ Actual Data

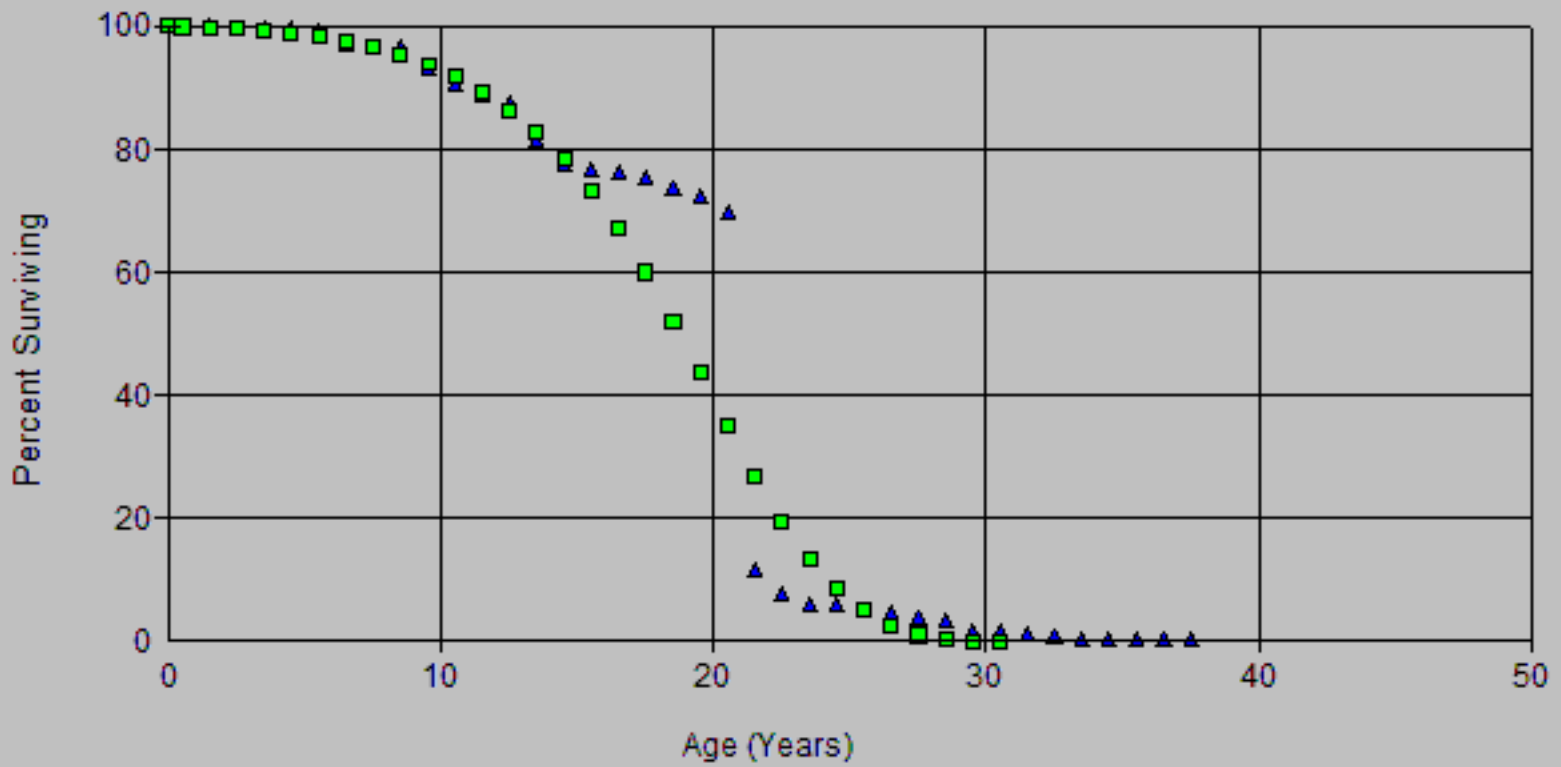
■ S2.5 18.00



SDG&E
2024 GRC Case
Depreciation

Account: C394.31 Garage Equip -Other Scenario: SDGE Actuarial @ 2020

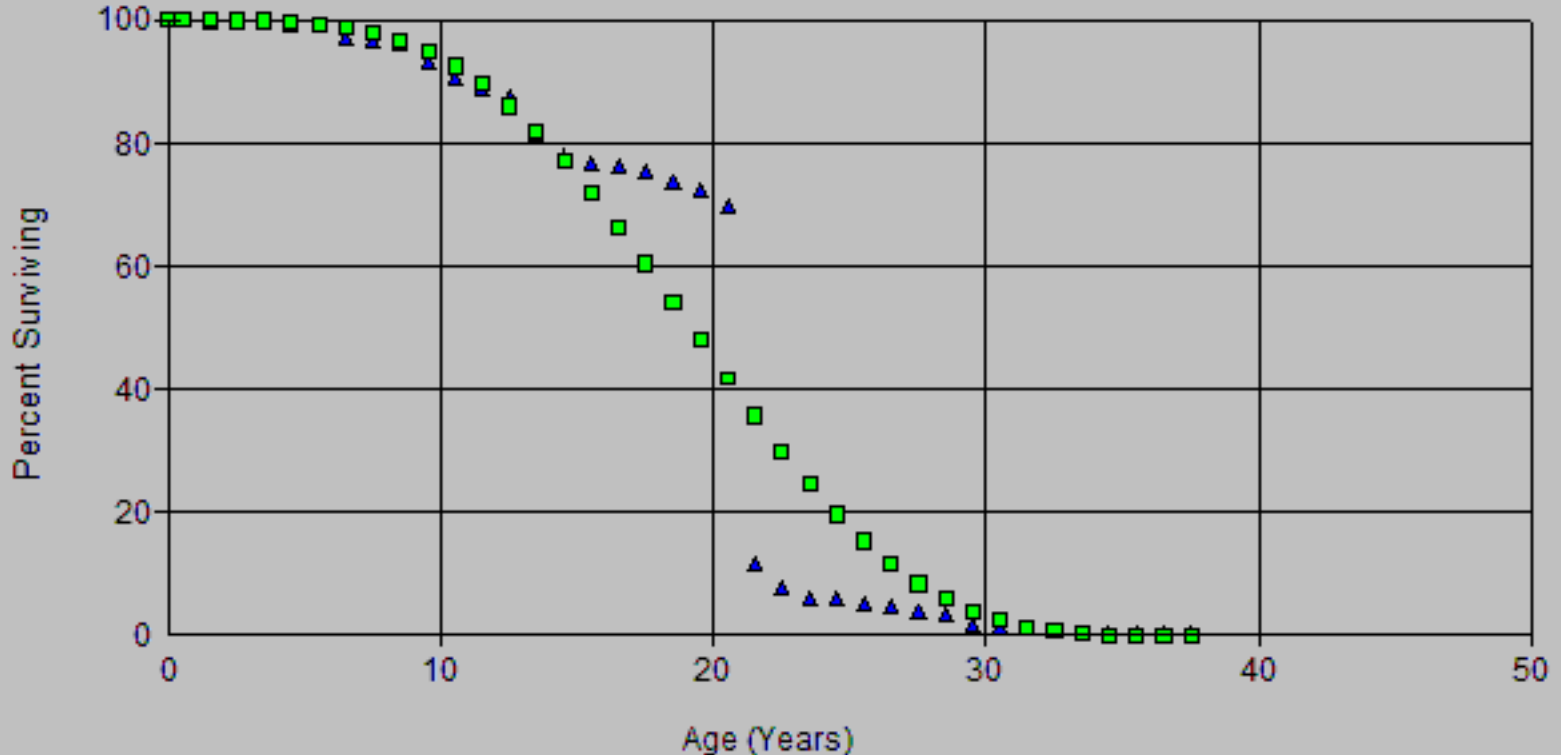
▲ Actual Data ■ R3 18.00



Account: C394.31 Garage Equip -Other
 Scenario: SDGE Actuarial @ 2020

SDG&E
 2024 GRN Case
 Depreciation

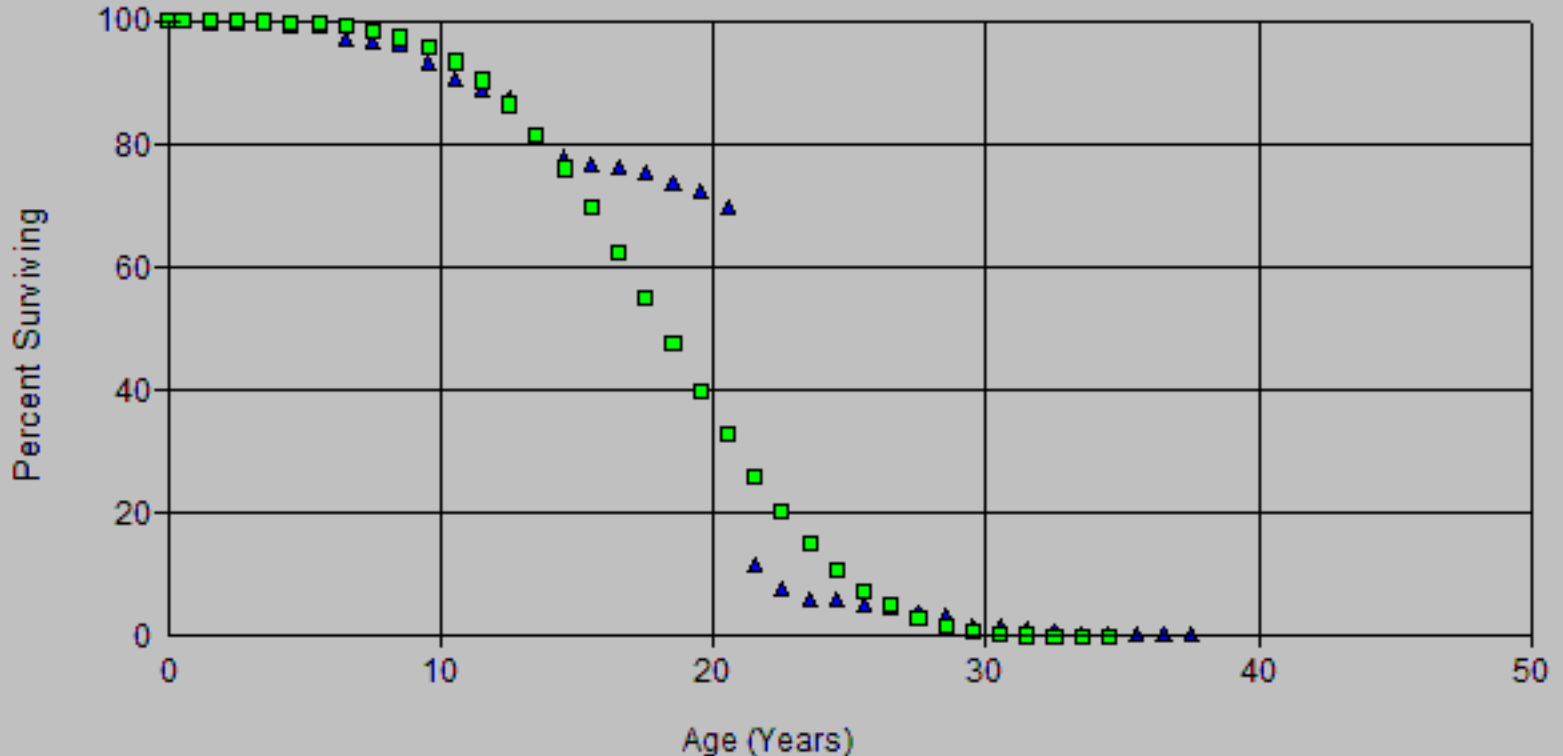
▲ Actual Data ■ S2 19.00



Account: C394.31 Garage Equip -Other
 Scenario: SDGE Actuarial @ 2020

SDG&E
 2024 GRN Case
 Depreciation

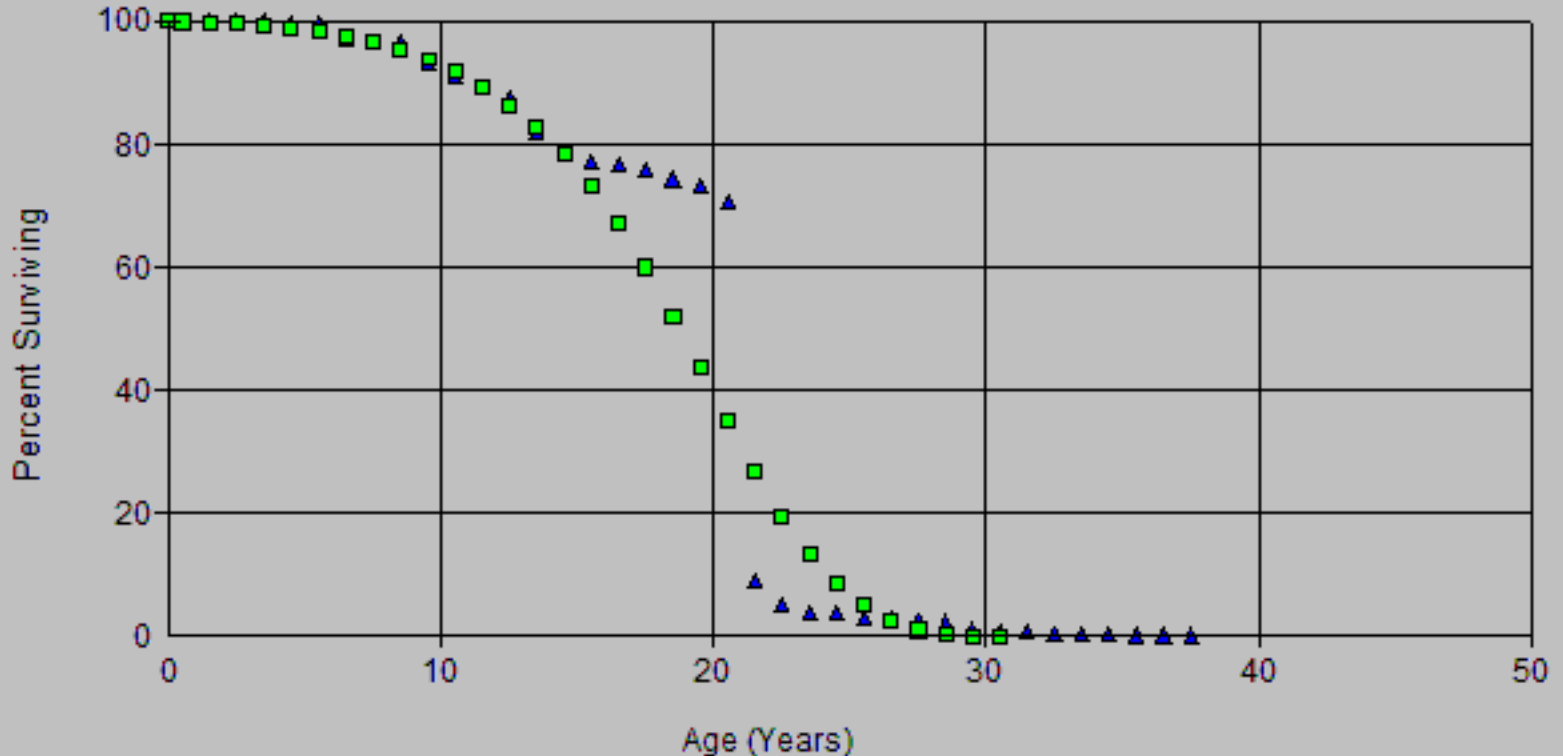
▲ Actual Data ■ S2.5 18.00



SDG&E
2024 GRC Case
Depreciation

Account: C394.31 Garage Equip -Other Scenario: SDGE Actuarial @ 2020

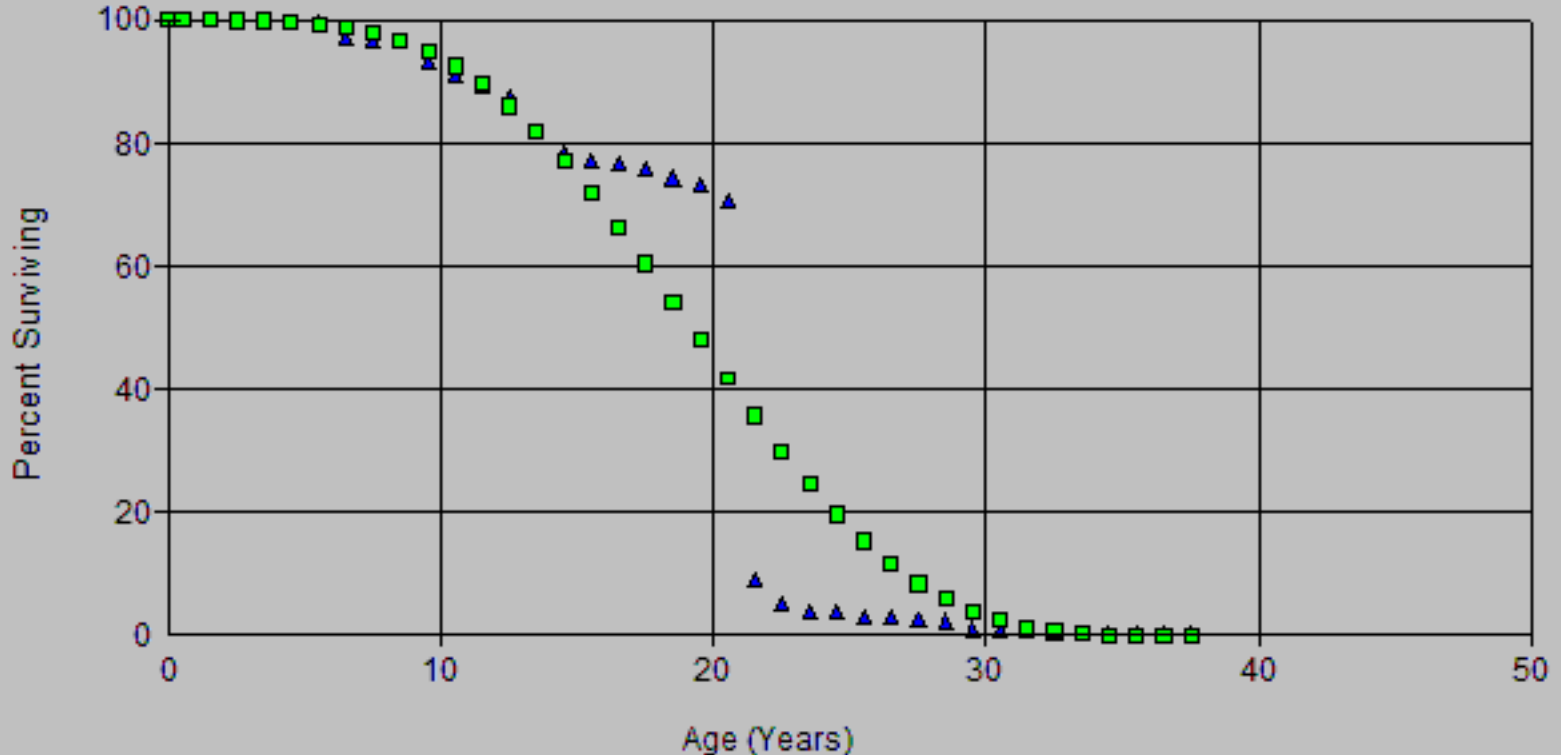
▲ Actual Data ■ R3 18.00



Account: C394.31 Garage Equip -Other
 Scenario: SDGE Actuarial @ 2020

SDG&E
 2024 GRN Case
 Depreciation

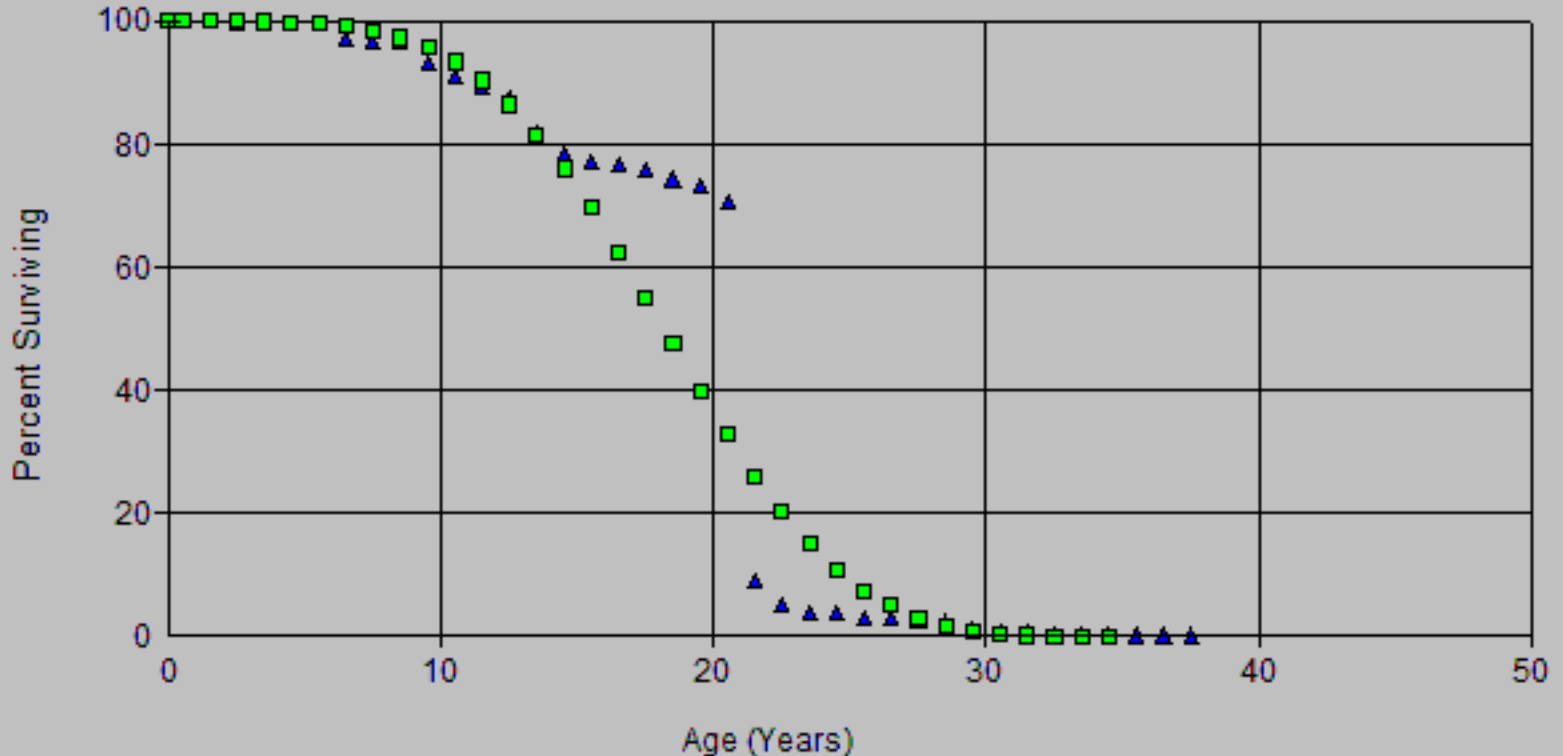
▲ Actual Data ■ S2 19.00



Account: C394.31 Garage Equip -Other
 Scenario: SDGE Actuarial @ 2020

SDG&E
 2024 GRN Case
 Depreciation

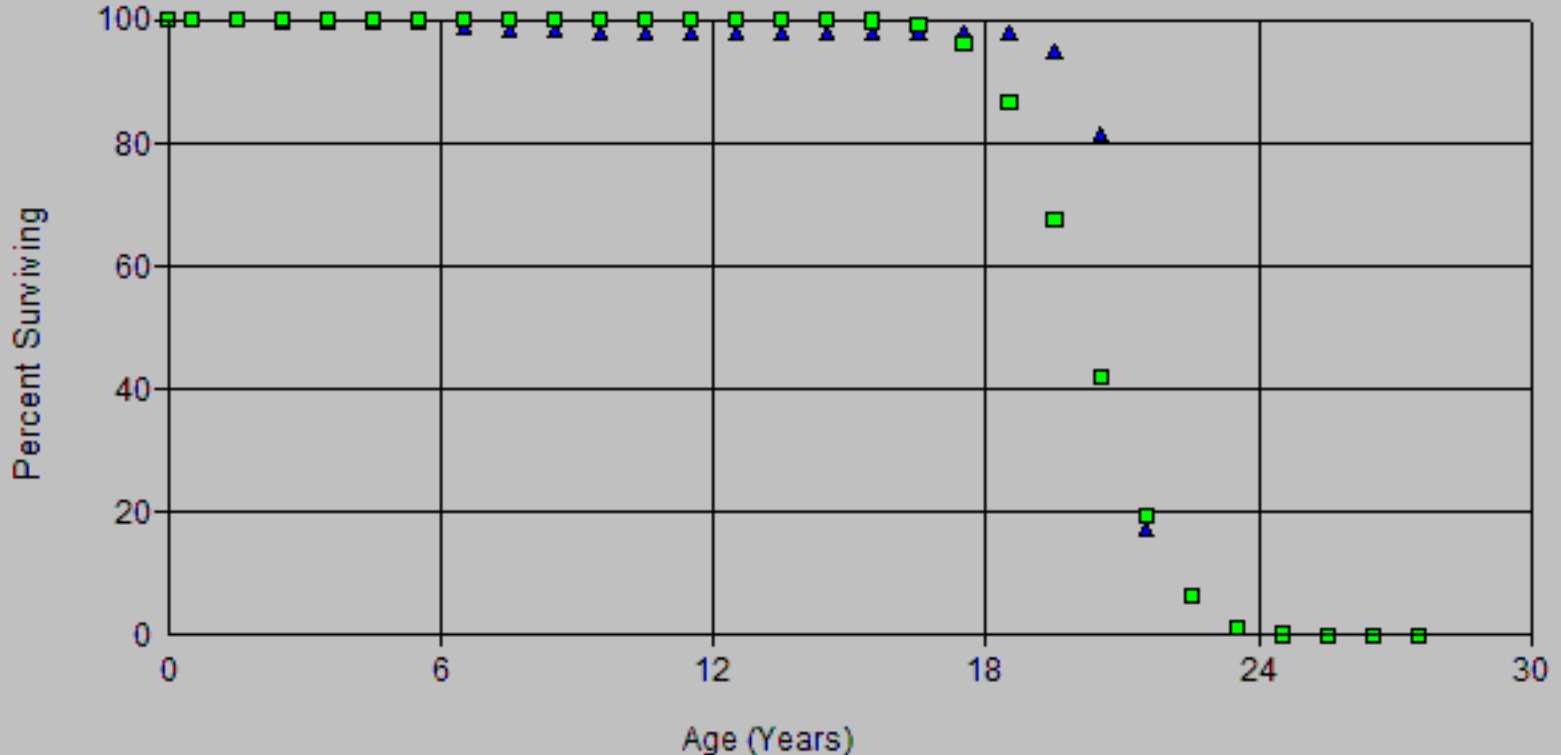
▲ Actual Data ■ S2.5 18.00



Account: C394.31 Garage Equip -Other
 Scenario: SDGE Actuarial @ 2020

SDG&E
 2024 GRC Case
 Depreciation

▲ Actual Data ■ S6 20.00



Scenario: SDGE Actuarial @ 2020

Account: C394.31-Garage Equip -Other

Placement Band: 1916 - 2020

Observation Band: 1947 - 2020

Age at Beginning of Interval	Exposures at Beginning of Interval	Retirements During Interval	Retirement Ratio	Survivor Ratio	Percent Surv at Beginning of Interval
0	5,683,827.63	318.00	0.00006	0.99994	100.00
0.5	5,687,296.63	1,176.00	0.00021	0.99979	99.99
1.5	5,820,778.63	8,916.00	0.00153	0.99847	99.97
2.5	5,811,862.63	3,120.00	0.00054	0.99946	99.82
3.5	5,453,664.11	12,958.00	0.00238	0.99762	99.77
4.5	5,441,778.11	17,351.00	0.00319	0.99681	99.53
5.5	4,812,366.50	102,013.00	0.02120	0.97880	99.21
6.5	4,614,397.10	16,536.00	0.00358	0.99642	97.11
7.5	4,480,379.51	16,453.12	0.00367	0.99633	96.76
8.5	4,433,863.85	138,656.66	0.03127	0.96873	96.41
9.5	4,181,625.10	119,136.00	0.02849	0.97151	93.39
10.5	4,061,396.80	75,301.00	0.01854	0.98146	90.73
11.5	3,941,215.62	76,054.61	0.01930	0.98070	89.05
12.5	3,831,662.33	258,396.60	0.06744	0.93256	87.33
13.5	3,534,679.83	151,396.31	0.04283	0.95717	81.44
14.5	3,326,575.65	54,958.48	0.01652	0.98348	77.95
15.5	3,165,364.69	16,340.69	0.00516	0.99484	76.66
16.5	3,150,694.00	39,805.26	0.01263	0.98737	76.27
17.5	2,748,680.02	54,270.88	0.01974	0.98026	75.31
18.5	2,699,416.14	50,150.52	0.01858	0.98142	73.82
19.5	2,648,536.62	93,474.58	0.03529	0.96471	72.45
20.5	2,556,453.04	2,047,433.61	0.80089	0.19911	69.89
21.5	511,639.43	136,092.48	0.26599	0.73401	13.92
22.5	374,567.95	51,317.00	0.13700	0.86300	10.21
23.5	323,830.95	13,765.28	0.04251	0.95749	8.82
24.5	310,301.67	31,175.15	0.10047	0.89953	8.44
25.5	279,713.52	14,688.00	0.05251	0.94749	7.59
26.5	265,413.52	27,023.87	0.10182	0.89818	7.19
27.5	238,389.65	25,829.53	0.10835	0.89165	6.46
28.5	212,560.12	64,101.64	0.30157	0.69843	5.76
29.5	148,549.48	13,973.57	0.09407	0.90593	4.02
30.5	134,915.91	9,224.81	0.06837	0.93163	3.65
31.5	125,691.10	20,393.89	0.16225	0.83775	3.40
32.5	105,297.21	12,818.04	0.12173	0.87827	2.85
33.5	92,479.17	5,135.62	0.05553	0.94447	2.50
34.5	87,343.55	8,931.08	0.10225	0.89775	2.36
35.5	78,412.47	3,349.47	0.04272	0.95728	2.12
36.5	75,063.00	9,439.00	0.12575	0.87425	2.03
37.5	65,624.00	11,550.10	0.17600	0.82400	1.77
38.5	54,073.90	12,643.58	0.23382	0.76618	1.46
39.5	41,430.32	2,166.06	0.05228	0.94772	1.12
40.5	39,264.26	1,287.22	0.03278	0.96722	1.06
41.5	37,977.04	762.69	0.02008	0.97992	1.03
42.5	37,214.35	997.00	0.02679	0.97321	1.00
43.5	36,217.35	12,475.00	0.34445	0.65555	0.98
44.5	23,742.35	3,645.50	0.15354	0.84646	0.64
45.5	20,096.85	3,956.85	0.19689	0.80311	0.54
46.5	16,140.00	123.00	0.00762	0.99238	0.44
47.5	16,017.00	2,566.00	0.16020	0.83980	0.43
48.5	13,451.00	1,048.00	0.07791	0.92209	0.36
49.5	12,403.00	1,876.00	0.15125	0.84875	0.34
50.5	10,527.00	482.00	0.04579	0.95421	0.28
51.5	10,045.00	139.00	0.01384	0.98616	0.27
52.5	9,906.00	30.00	0.00303	0.99697	0.27

Scenario: SDGE Actuarial @ 2020

Account: C394.31-Garage Equip -Other

Placement Band: 1916 - 2020

Observation Band: 1947 - 2020

Age at Beginning of Interval	Exposures at Beginning of Interval	Retirements During Interval	Retirement Ratio	Survivor Ratio	Percent Surv at Beginning of Interval
53.5	9,876.00	340.00	0.03443	0.96557	0.27
54.5	9,536.00	0.00	0.00000	1.00000	0.26
55.5	9,536.00	317.00	0.03324	0.96676	0.26
56.5	9,219.00	288.00	0.03124	0.96876	0.25
57.5	8,931.00	718.00	0.08039	0.91961	0.24
58.5	8,213.00	950.00	0.11567	0.88433	0.22
59.5	7,263.00	334.00	0.04599	0.95401	0.20
60.5	6,929.00	241.00	0.03478	0.96522	0.19
61.5	6,688.00	587.00	0.08777	0.91223	0.18
62.5	6,101.00	1,205.00	0.19751	0.80249	0.16
63.5	4,896.00	715.00	0.14604	0.85396	0.13
64.5	4,181.00	0.00	0.00000	1.00000	0.11
65.5	4,181.00	0.00	0.00000	1.00000	0.11
66.5	4,181.00	0.00	0.00000	1.00000	0.11
67.5	4,181.00	1,923.00	0.45994	0.54006	0.11
68.5	2,258.00	0.00	0.00000	1.00000	0.06
69.5	2,258.00	439.00	0.19442	0.80558	0.06
70.5	1,819.00	0.00	0.00000	1.00000	0.05
71.5	1,819.00	1,819.00	1.00000	0.00000	0.05
72.5	0.00	0.00	0.00000	1.00000	0.00

Scenario: SDGE Actuarial @ 2020
 Account: C394.31-Garage Equip -Other
 Placement Band: 1916 - 2020

Observed Life Table
 2024 GRC - APP
 Depreciation

SDG&E
 2024 GRC - APP
 Depreciation
 Observation Band: 1961 - 2020

Age at Beginning of Interval	Exposures at Beginning of Interval	Retirements During Interval	Retirement Ratio	Survivor Ratio	Percent Surv at Beginning of Interval
0	5,581,707.73	0.00	0.00000	1.00000	100.00
0.5	5,621,185.31	1,095.00	0.00019	0.99981	100.00
1.5	5,761,307.37	8,916.00	0.00155	0.99845	99.98
2.5	5,757,702.59	3,079.00	0.00053	0.99947	99.83
3.5	5,401,761.76	12,735.00	0.00236	0.99764	99.77
4.5	5,393,084.76	17,351.00	0.00322	0.99678	99.54
5.5	4,763,943.15	102,013.00	0.02141	0.97859	99.22
6.5	4,573,589.25	14,351.00	0.00314	0.99686	97.09
7.5	4,467,630.51	16,245.12	0.00364	0.99636	96.79
8.5	4,413,102.85	138,656.66	0.03142	0.96858	96.44
9.5	4,161,477.10	118,849.00	0.02856	0.97144	93.41
10.5	4,040,624.80	74,544.00	0.01845	0.98155	90.74
11.5	3,922,449.62	74,912.61	0.01910	0.98090	89.06
12.5	3,813,102.33	257,885.60	0.06763	0.93237	87.36
13.5	3,516,385.83	151,012.31	0.04295	0.95705	81.46
14.5	3,308,520.65	54,176.48	0.01637	0.98363	77.96
15.5	3,144,407.69	15,101.69	0.00480	0.99520	76.68
16.5	3,129,306.00	39,103.26	0.01250	0.98750	76.31
17.5	2,724,004.02	53,938.88	0.01980	0.98020	75.36
18.5	2,670,260.14	48,887.52	0.01831	0.98169	73.87
19.5	2,620,096.62	92,675.58	0.03537	0.96463	72.51
20.5	2,527,965.04	2,046,497.61	0.80954	0.19046	69.95
21.5	482,087.43	135,995.48	0.28210	0.71790	13.32
22.5	345,222.95	51,317.00	0.14865	0.85135	9.56
23.5	293,905.95	13,520.28	0.04600	0.95400	8.14
24.5	281,413.67	29,471.15	0.10473	0.89527	7.77
25.5	251,942.52	14,304.00	0.05677	0.94323	6.95
26.5	238,469.52	26,658.87	0.11179	0.88821	6.56
27.5	211,894.65	24,186.53	0.11414	0.88586	5.83
28.5	189,505.12	64,016.64	0.33781	0.66219	5.16
29.5	127,641.48	13,304.57	0.10423	0.89577	3.42
30.5	114,853.91	8,733.81	0.07604	0.92396	3.06
31.5	109,096.10	20,366.89	0.18669	0.81331	2.83
32.5	93,084.21	12,337.04	0.13254	0.86746	2.30
33.5	81,652.17	4,960.62	0.06075	0.93925	2.00
34.5	77,805.55	8,491.08	0.10913	0.89087	1.88
35.5	71,686.47	3,349.47	0.04672	0.95328	1.67
36.5	73,645.00	9,439.00	0.12817	0.87183	1.59
37.5	64,305.00	11,550.10	0.17961	0.82039	1.39
38.5	52,881.90	12,643.58	0.23909	0.76091	1.14
39.5	40,611.32	2,166.06	0.05334	0.94666	0.87
40.5	38,833.26	1,287.22	0.03315	0.96685	0.82
41.5	37,546.04	701.69	0.01869	0.98131	0.79
42.5	36,844.35	997.00	0.02706	0.97294	0.78
43.5	35,877.35	12,475.00	0.34771	0.65229	0.76
44.5	23,742.35	3,645.50	0.15354	0.84646	0.49
45.5	20,096.85	3,956.85	0.19689	0.80311	0.42
46.5	16,140.00	123.00	0.00762	0.99238	0.34
47.5	16,017.00	2,566.00	0.16020	0.83980	0.33
48.5	13,451.00	1,048.00	0.07791	0.92209	0.28
49.5	12,403.00	1,876.00	0.15125	0.84875	0.26
50.5	10,527.00	482.00	0.04579	0.95421	0.22
51.5	10,045.00	139.00	0.01384	0.98616	0.21
52.5	9,906.00	30.00	0.00303	0.99697	0.21

Scenario: SDGE Actuarial @ 2020

Account: C394.31-Garage Equip -Other

Placement Band: 1916 - 2020

Observation Band: 1961 - 2020

Age at Beginning of Interval	Exposures at Beginning of Interval	Retirements During Interval	Retirement Ratio	Survivor Ratio	Percent Surv at Beginning of Interval
53.5	9,876.00	340.00	0.03443	0.96557	0.21
54.5	9,536.00	0.00	0.00000	1.00000	0.20
55.5	9,536.00	317.00	0.03324	0.96676	0.20
56.5	9,219.00	288.00	0.03124	0.96876	0.19
57.5	8,931.00	718.00	0.08039	0.91961	0.19
58.5	8,213.00	950.00	0.11567	0.88433	0.17
59.5	7,263.00	334.00	0.04599	0.95401	0.15
60.5	6,929.00	241.00	0.03478	0.96522	0.14
61.5	6,688.00	587.00	0.08777	0.91223	0.14
62.5	6,101.00	1,205.00	0.19751	0.80249	0.13
63.5	4,896.00	715.00	0.14604	0.85396	0.10
64.5	4,181.00	0.00	0.00000	1.00000	0.09
65.5	4,181.00	0.00	0.00000	1.00000	0.09
66.5	4,181.00	0.00	0.00000	1.00000	0.09
67.5	4,181.00	1,923.00	0.45994	0.54006	0.09
68.5	2,258.00	0.00	0.00000	1.00000	0.05
69.5	2,258.00	439.00	0.19442	0.80558	0.05
70.5	1,819.00	0.00	0.00000	1.00000	0.04
71.5	1,819.00	1,819.00	1.00000	0.00000	0.04
72.5	0.00	0.00	0.00000	1.00000	0.00

Scenario: SDGE Actuarial @ 2020
 Account: C394.31-Garage Equip -Other
 Placement Band: 1916 - 2020

Observed Life Table
 2024 GRC - APP
 Depreciation

Observation Band: 1991 - 2020

Age at Beginning of Interval	Exposures at Beginning of Interval	Retirements During Interval	Retirement Ratio	Survivor Ratio	Percent Surv at Beginning of Interval
0	2,484,627.75	0.00	0.00000	1.00000	100.00
0.5	2,840,789.67	0.00	0.00000	1.00000	100.00
1.5	3,015,461.82	450.00	0.00015	0.99985	100.00
2.5	4,138,817.75	0.00	0.00000	1.00000	99.99
3.5	4,300,026.41	8,833.00	0.00205	0.99795	99.99
4.5	4,450,202.47	7,704.00	0.00173	0.99827	99.78
5.5	3,888,352.68	99,421.00	0.02557	0.97443	99.61
6.5	3,727,563.98	9,092.00	0.00244	0.99756	97.06
7.5	3,789,318.95	10,470.12	0.00276	0.99724	96.82
8.5	3,803,012.15	126,984.66	0.03339	0.96661	96.56
9.5	3,618,875.34	93,287.00	0.02578	0.97422	93.33
10.5	3,577,939.32	65,914.00	0.01842	0.98158	90.93
11.5	3,490,681.14	70,061.61	0.02007	0.97993	89.25
12.5	3,399,924.85	210,768.60	0.06199	0.93801	87.46
13.5	3,176,932.96	139,506.31	0.04391	0.95609	82.04
14.5	2,981,170.44	50,567.48	0.01696	0.98304	78.44
15.5	2,872,158.07	9,925.69	0.00346	0.99654	77.11
16.5	2,879,221.72	34,539.26	0.01200	0.98800	76.84
17.5	2,486,337.74	51,699.88	0.02079	0.97921	75.92
18.5	2,445,233.84	34,811.52	0.01424	0.98576	74.34
19.5	2,418,136.43	86,758.58	0.03588	0.96412	73.28
20.5	2,344,169.56	2,041,487.61	0.87088	0.12912	70.65
21.5	320,616.52	134,101.48	0.41826	0.58174	9.12
22.5	187,840.85	47,103.00	0.25076	0.74924	5.31
23.5	162,795.74	9,431.28	0.05793	0.94207	3.98
24.5	159,125.50	25,531.15	0.16045	0.83955	3.75
25.5	137,372.97	12,647.00	0.09206	0.90794	3.15
26.5	132,098.05	15,545.87	0.11768	0.88232	2.86
27.5	118,466.65	8,946.53	0.07552	0.92448	2.52
28.5	109,988.12	61,251.64	0.55689	0.44311	2.33
29.5	61,093.58	11,377.57	0.18623	0.81377	1.03
30.5	69,953.59	6,068.81	0.08675	0.91325	0.84
31.5	66,125.84	17,324.89	0.26200	0.73800	0.77
32.5	50,678.17	10,980.04	0.21666	0.78334	0.57
33.5	39,988.82	2,489.62	0.06226	0.93774	0.44
34.5	38,041.20	2,321.08	0.06101	0.93899	0.42
35.5	35,720.12	2,839.47	0.07949	0.92051	0.39
36.5	35,989.15	8,769.00	0.24366	0.75634	0.36
37.5	41,755.00	10,838.10	0.25956	0.74044	0.27
38.5	30,916.90	11,394.58	0.36856	0.63144	0.20
39.5	19,522.32	759.06	0.03888	0.96112	0.13
40.5	18,763.26	829.22	0.04419	0.95581	0.12
41.5	17,934.04	290.69	0.01621	0.98379	0.12
42.5	17,643.35	569.00	0.03225	0.96775	0.12
43.5	17,074.35	12,313.00	0.72114	0.27886	0.11
44.5	5,243.35	2,539.50	0.48433	0.51567	0.03
45.5	2,703.85	2,221.85	0.82174	0.17826	0.02
46.5	482.00	0.00	0.00000	1.00000	0.00
47.5	482.00	0.00	0.00000	1.00000	0.00
48.5	482.00	0.00	0.00000	1.00000	0.00
49.5	799.00	0.00	0.00000	1.00000	0.00
50.5	799.00	482.00	0.60325	0.39675	0.00
51.5	317.00	0.00	0.00000	1.00000	0.00
52.5	1,035.00	0.00	0.00000	1.00000	0.00

Scenario: SDGE Actuarial @ 2020

Account: C394.31-Garage Equip -Other

Placement Band: 1916 - 2020

Observation Band: 1991 - 2020

Age at Beginning of Interval	Exposures at Beginning of Interval	Retirements During Interval	Retirement Ratio	Survivor Ratio	Percent Surv at Beginning of Interval
53.5	1,035.00	0.00	0.00000	1.00000	0.00
54.5	1,035.00	0.00	0.00000	1.00000	0.00
55.5	1,035.00	317.00	0.30628	0.69372	0.00
56.5	718.00	0.00	0.00000	1.00000	0.00
57.5	718.00	718.00	1.00000	0.00000	0.00
58.5	0.00	0.00	0.00000	1.00000	0.00
59.5	0.00	0.00	0.00000	1.00000	
60.5	0.00	0.00	0.00000	1.00000	
61.5	0.00	0.00	0.00000	1.00000	
62.5	1,923.00	0.00	0.00000	1.00000	
63.5	1,923.00	0.00	0.00000	1.00000	
64.5	2,362.00	0.00	0.00000	1.00000	
65.5	2,362.00	0.00	0.00000	1.00000	
66.5	4,181.00	0.00	0.00000	1.00000	
67.5	4,181.00	1,923.00	0.45994	0.54006	
68.5	2,258.00	0.00	0.00000	1.00000	
69.5	2,258.00	439.00	0.19442	0.80558	
70.5	1,819.00	0.00	0.00000	1.00000	
71.5	1,819.00	1,819.00	1.00000	0.00000	
72.5	0.00	0.00	0.00000	1.00000	

Scenario: SDGE Actuarial @ 2020

Account: C394.31-Garage Equip -Other

Placement Band: 1961 - 2020

Observation Band: 1961 - 2020

Age at Beginning of Interval	Exposures at Beginning of Interval	Retirements During Interval	Retirement Ratio	Survivor Ratio	Percent Surv at Beginning of Interval
0	5,581,707.73	0.00	0.00000	1.00000	100.00
0.5	5,581,707.73	1,095.00	0.00020	0.99980	100.00
1.5	5,715,171.73	8,907.00	0.00156	0.99844	99.98
2.5	5,706,264.73	3,079.00	0.00054	0.99946	99.82
3.5	5,347,878.21	12,566.00	0.00235	0.99765	99.77
4.5	5,335,312.21	14,168.00	0.00266	0.99734	99.54
5.5	4,708,273.60	101,956.00	0.02165	0.97835	99.27
6.5	4,509,313.20	13,255.00	0.00294	0.99706	97.12
7.5	4,376,789.61	14,651.12	0.00335	0.99665	96.84
8.5	4,323,428.95	135,612.66	0.03137	0.96863	96.51
9.5	4,074,119.20	116,198.00	0.02852	0.97148	93.48
10.5	3,955,224.90	72,949.00	0.01844	0.98156	90.82
11.5	3,837,142.72	72,700.61	0.01895	0.98105	89.14
12.5	3,729,726.43	256,930.60	0.06889	0.93111	87.45
13.5	3,433,964.93	149,463.31	0.04352	0.95648	81.43
14.5	3,225,643.75	53,766.48	0.01667	0.98333	77.89
15.5	3,061,841.79	13,893.69	0.00454	0.99546	76.59
16.5	3,047,948.10	38,361.26	0.01259	0.98741	76.24
17.5	2,643,248.12	53,558.88	0.02026	0.97974	75.28
18.5	2,589,053.24	44,024.52	0.01700	0.98300	73.75
19.5	2,542,942.72	92,675.58	0.03644	0.96356	72.50
20.5	2,450,267.14	2,045,696.61	0.83489	0.16511	69.86
21.5	404,570.53	135,723.48	0.33548	0.66452	11.53
22.5	261,946.05	51,235.00	0.19559	0.80441	7.67
23.5	210,711.05	10,778.28	0.05115	0.94885	6.17
24.5	199,932.77	29,346.15	0.14678	0.85322	5.85
25.5	170,586.62	13,999.00	0.08206	0.91794	4.99
26.5	156,587.62	25,295.87	0.16154	0.83846	4.58
27.5	131,291.75	8,946.53	0.06814	0.93186	3.84
28.5	122,345.22	61,251.64	0.50065	0.49935	3.58
29.5	61,093.58	11,377.57	0.18623	0.81377	1.79
30.5	49,716.01	6,068.81	0.12207	0.87793	1.46
31.5	43,647.20	17,324.89	0.39693	0.60307	1.28
32.5	26,322.31	10,980.04	0.41714	0.58286	0.77
33.5	15,342.27	1,174.62	0.07656	0.92344	0.45
34.5	14,167.65	2,321.08	0.16383	0.83617	0.42
35.5	11,846.57	1,578.47	0.13324	0.86676	0.35
36.5	10,268.10	0.00	0.00000	1.00000	0.30
37.5	10,268.10	10,268.10	1.00000	0.00000	0.30
38.5	0.00	0.00	0.00000	1.00000	0.00

Scenario: SDGE Actuarial @ 2020

Account: C394.31-Garage Equip -Other

Placement Band: 1961 - 2020

Observation Band: 1991 - 2020

Age at Beginning of Interval	Exposures at Beginning of Interval	Retirements During Interval	Retirement Ratio	Survivor Ratio	Percent Surv at Beginning of Interval
0	2,484,627.75	0.00	0.00000	1.00000	100.00
0.5	2,840,789.67	0.00	0.00000	1.00000	100.00
1.5	3,015,461.82	450.00	0.00015	0.99985	100.00
2.5	4,138,817.75	0.00	0.00000	1.00000	99.99
3.5	4,300,026.41	8,833.00	0.00205	0.99795	99.99
4.5	4,450,202.47	7,704.00	0.00173	0.99827	99.78
5.5	3,888,352.68	99,421.00	0.02557	0.97443	99.61
6.5	3,727,563.98	9,092.00	0.00244	0.99756	97.06
7.5	3,789,318.95	10,470.12	0.00276	0.99724	96.82
8.5	3,803,012.15	126,984.66	0.03339	0.96661	96.56
9.5	3,618,875.34	93,287.00	0.02578	0.97422	93.33
10.5	3,577,939.32	65,914.00	0.01842	0.98158	90.93
11.5	3,490,681.14	70,061.61	0.02007	0.97993	89.25
12.5	3,399,924.85	210,768.60	0.06199	0.93801	87.46
13.5	3,176,932.96	139,506.31	0.04391	0.95609	82.04
14.5	2,981,170.44	50,567.48	0.01696	0.98304	78.44
15.5	2,872,158.07	9,925.69	0.00346	0.99654	77.11
16.5	2,879,221.72	34,539.26	0.01200	0.98800	76.84
17.5	2,486,337.74	51,699.88	0.02079	0.97921	75.92
18.5	2,445,233.84	34,811.52	0.01424	0.98576	74.34
19.5	2,418,136.43	86,758.58	0.03588	0.96412	73.28
20.5	2,344,169.56	2,041,487.61	0.87088	0.12912	70.65
21.5	320,616.52	134,101.48	0.41826	0.58174	9.12
22.5	187,840.85	47,103.00	0.25076	0.74924	5.31
23.5	162,795.74	9,431.28	0.05793	0.94207	3.98
24.5	159,125.50	25,531.15	0.16045	0.83955	3.75
25.5	137,372.97	12,647.00	0.09206	0.90794	3.15
26.5	132,098.05	15,545.87	0.11768	0.88232	2.86
27.5	118,466.65	8,946.53	0.07552	0.92448	2.52
28.5	109,988.12	61,251.64	0.55689	0.44311	2.33
29.5	61,093.58	11,377.57	0.18623	0.81377	1.03
30.5	49,716.01	6,068.81	0.12207	0.87793	0.84
31.5	43,647.20	17,324.89	0.39693	0.60307	0.74
32.5	26,322.31	10,980.04	0.41714	0.58286	0.44
33.5	15,342.27	1,174.62	0.07656	0.92344	0.26
34.5	14,167.65	2,321.08	0.16383	0.83617	0.24
35.5	11,846.57	1,578.47	0.13324	0.86676	0.20
36.5	10,268.10	0.00	0.00000	1.00000	0.17
37.5	10,268.10	10,268.10	1.00000	0.00000	0.17
38.5	0.00	0.00	0.00000	1.00000	0.00

SDG&E
 2024 GRC - APP
 Depreciation

Observed Life Table

Scenario: SDGE Actuarial @ 2020

Account: C394.31-Garage Equip -Other

Placement Band: 1991 - 2020

Observation Band: 1991 - 2020

Age at Beginning of Interval	Exposures at Beginning of Interval	Retirements During Interval	Retirement Ratio	Survivor Ratio	Percent Surv at Beginning of Interval
0	2,484,627.75	0.00	0.00000	1.00000	100.00
0.5	2,484,627.75	0.00	0.00000	1.00000	100.00
1.5	2,484,627.75	450.00	0.00018	0.99982	100.00
2.5	2,484,177.75	0.00	0.00000	1.00000	99.98
3.5	2,128,870.23	0.00	0.00000	1.00000	99.98
4.5	2,128,870.23	0.00	0.00000	1.00000	99.98
5.5	1,515,999.62	16,976.00	0.01120	0.98880	99.98
6.5	1,402,019.22	3,846.00	0.00274	0.99726	98.86
7.5	1,278,904.63	2,163.12	0.00169	0.99831	98.59
8.5	1,238,031.97	3,848.66	0.00311	0.99689	98.42
9.5	1,217,600.22	0.00	0.00000	1.00000	98.12
10.5	1,214,903.92	0.00	0.00000	1.00000	98.12
11.5	1,169,770.74	0.00	0.00000	1.00000	98.12
12.5	1,135,055.06	0.00	0.00000	1.00000	98.12
13.5	1,096,224.16	0.00	0.00000	1.00000	98.12
14.5	1,037,366.29	0.00	0.00000	1.00000	98.12
15.5	927,330.81	0.00	0.00000	1.00000	98.12
16.5	927,330.81	0.00	0.00000	1.00000	98.12
17.5	560,992.09	0.00	0.00000	1.00000	98.12
18.5	560,356.09	17,321.77	0.03091	0.96909	98.12
19.5	543,034.32	77,645.58	0.14298	0.85702	95.09
20.5	465,388.74	367,257.24	0.78914	0.21086	81.49
21.5	98,131.50	98,131.50	1.00000	0.00000	17.18
22.5	0.00	0.00	0.00000	1.00000	0.00

Actuarial Life Analysis

Account: C394.31-Garage Equip -Other

Scenario: SDGE Actuarial @ 2020

Placement Band: 1916 - 1951

Function: Survivorship Annual Rate Method

Weighting: Unweighted

T-Cut: None

Observation Band	<u>Censoring</u>		Error Sum of Squares	<u>Best Fit</u>	
	Age	Percent		Disp	ASL
1947 -1951	35.5	80.19	0.03756837	L0	71.23
1948 -1952	36.5	86.61	0.01704108	R0.5	95.77
1949 -1953	37.5	70.44	0.11667530	R0.5	41.36
1950 -1954	38.5	53.02	0.23916547	L0	32.72
1951 -1955	39.5	52.66	0.27057838	L0	32.81
1952 -1956	40.5	18.08	0.04245519	L0.5	24.79
1953 -1957	41.5	23.53	0.05295017	L0.5	26.15
1954 -1958	42.5	19.27	0.14127614	L0.5	23.41
1955 -1959	43.5	19.48	0.16745823	L0	23.10
1956 -1960	44.5	15.66	0.28198976	L0.5	21.55
1957 -1961	45.5	25.38	0.30617927	L0	25.40
1958 -1962	46.5	16.04	0.47751468	L0	20.65
1959 -1963	47.5	11.20	0.41671745	L0	19.32
1960 -1964	48.5	10.41	0.33478153	L0	19.63
1961 -1965	49.5	13.00	0.25598763	L0.5	23.39
1962 -1966	50.5	14.11	0.23948873	L0	24.55
1963 -1967	51.5	29.91	0.15710202	L0.5	35.22
1964 -1968	52.5	30.96	0.22943988	L1	35.65
1965 -1969	53.5	20.85	0.21173157	L1.5	30.48
1966 -1970	54.5	0.00	0.06379821	L1	21.31
1967 -1971	55.5	0.00	0.05838915	S0	21.09
1968 -1972	56.5	0.00	0.03685242	S0	19.17
1969 -1973	57.5	0.00	0.05926459	R1	21.29
1970 -1974	58.5	0.00	0.03245750	R1	24.63
1971 -1975	59.5	0.00	0.26838965	R2	31.03
1972 -1976	60.5	0.39	0.27838813	R2	30.41
1973 -1977	61.5	70.84	0.07691638	R1.5	73.51
1974 -1978	62.5	66.01	0.10752881	R1.5	67.35
1975 -1979	63.5	62.67	0.14495459	R1.5	66.68
1976 -1980	64.5	45.45	0.16909967	L0	56.04
1977 -1981	65.5	71.86	0.24046462	R0.5	71.70
1978 -1982	66.5	63.67	0.32958429	L0	70.31
1979 -1983	67.5	0.00	1.48853294	R4	43.86
1980 -1984	68.5	0.00	1.50251449	R4	43.08
1981 -1985	69.5	98.54	0.00392107	R2.5	232.93
1982 -1986	70.5	68.80	0.13897427	L0	105.33
1983 -1987	71.5	74.19	0.08490569	L0	128.90
1984 -1988	72.5	0.00	0.07277417	L1.5	19.96
1985 -1989	73.5	0.00	0.10118694	L1.5	19.50
1986 -1990	74.5	0.04	0.11219154	L1.5	19.70
1987 -1991	75.5	0.00	0.10208030	L1.5	20.55
1988 -1992	76.5	0.00	0.08454514	L1.5	20.88
1989 -1993	77.5	91.57	0.04452781	R0.5	238.06
1990 -1994	78.5	68.36	0.75102510	R0.5	372.44

Actuarial Life Analysis

SDG&E
2024 GRC - APP
Depreciation

Account: C394.31-Garage Equip -Other

Scenario: SDGE Actuarial @ 2020

Placement Band: 1916 - 1995

Function: Survivorship Annual Rate Method

Weighting: Unweighted

T-Cut: None

Observation Band	<u>Censoring</u>		Error Sum of Squares	<u>Best Fit</u>	
	Age	Percent		Disp	ASL
1991 -1995	79.5	73.59	0.46550065	R0.5	85.87
1992 -1996	80.5	0.00	0.64150289	R1	41.14
1993 -1997	81.5	0.00	0.11076023	L1.5	18.72
1994 -1998	82.5	0.00	0.05267583	L2	17.31
1995 -1999	83.5	0.00	0.03393430	L2	18.98
1996 -2000	84.5	0.00	0.04428339	L3	15.47
1997 -2001	85.5	0.00	0.01710180	L2.5	16.36
1998 -2002	86.5	0.00	0.05140802	S1	19.34
1999 -2003	87.5	0.00	0.09835590	R3	22.45
2000 -2004	88.5	0.00	0.09346626	R4	19.75
2001 -2005	89.5	0.00	0.13069429	S6	21.86
2002 -2006	90.5	0.00	0.14871687	S6	21.59
2003 -2007	91.5	0.00	0.01538275	SQ	21.30
2004 -2008	92.5	0.00	0.00000000	SQ	21.20
2005 -2009	93.5	0.00	0.00000000	SQ	21.20
2006 -2010	94.5	0.00	0.00000000	SQ	21.20
2007 -2011	95.5	0.00	0.00000000	SQ	21.20
2008 -2012	96.5	0.00	0.00000000	SQ	21.20
2009 -2013	97.5	0.00	0.00000000	SQ	21.20
2010 -2014	98.5	0.00	0.00000000	SQ	21.20
2011 -2015	99.5	10.90	3.26964938	L2	29.70
2012 -2016	100.5	0.00	0.03332588	SQ	21.37
2013 -2017	101.5	0.00	0.10010895	SQ	21.73
2014 -2018	102.5	0.00	0.07226155	S6	21.13
2015 -2019	103.5	0.00	0.09875829	S6	20.71
2016 -2020	104.5	0.00	0.02586938	SQ	20.35

Actuarial Life Analysis

SDG&E
2024 GRC - APP
Depreciation

Account: C394.31-Garage Equip -Other

Scenario: SDGE Actuarial @ 2020

Placement Band: 1916 - 2020

Function: Survivorship Annual Rate Method

Weighting: Unweighted

T-Cut: None

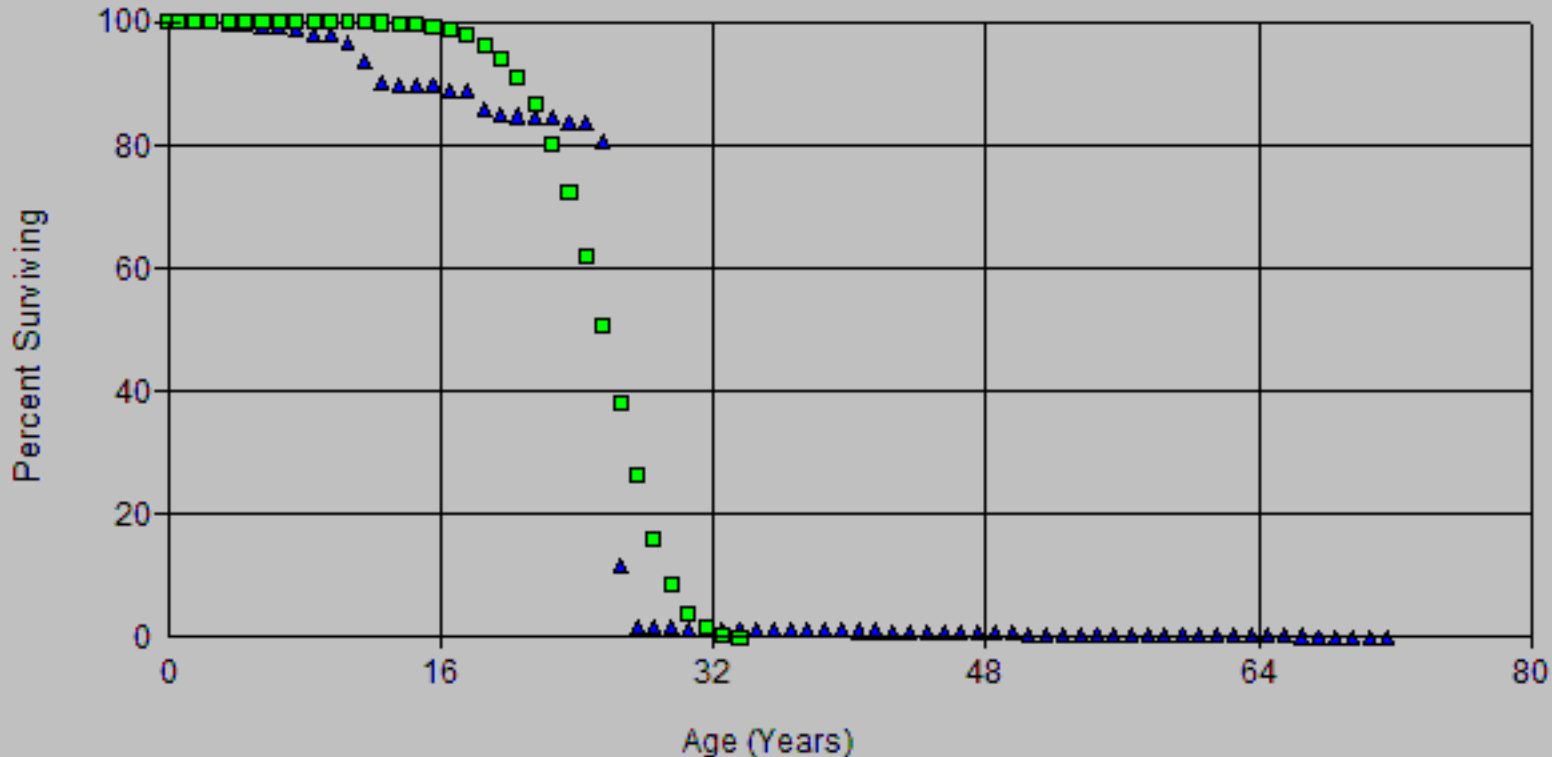
Observation Band	<u>Censoring</u>		Error Sum <u>of Squares</u>	<u>Best Fit</u>	
	Age	Percent		Disp	ASL
1947 -2020	104.5	0.00	0.22511364	R4	19.64
1952 -2020	104.5	0.00	0.22518472	R4	19.59
1957 -2020	104.5	0.00	0.22514418	R4	19.56
1962 -2020	104.5	0.00	0.22508707	R4	19.52
1967 -2020	104.5	0.00	0.22495454	R4	19.49
1972 -2020	104.5	0.00	0.22462477	R4	19.49
1977 -2020	104.5	0.00	0.22854344	R4	19.39
1982 -2020	104.5	0.00	0.23348741	R4	19.28
1987 -2020	104.5	0.00	0.24721352	R4	19.02
1992 -2020	104.5	0.00	0.27361394	R4	18.96
1997 -2020	104.5	0.00	0.29922572	R4	18.73
2002 -2020	104.5	0.00	0.00691846	SQ	21.29
2007 -2020	104.5	0.00	0.00449886	SQ	21.04
2012 -2020	104.5	0.00	0.08315504	S6	20.75
2017 -2020	104.5	0.00	0.08507151	SQ	20.29

Account: C395.10-Laboratory Eq -Other
 Scenario: SDGE Actuarial @ 2020

SDG&E
 2024 CRO-CARP
 Depreciation

▲ Actual Data

■ R5 25.00

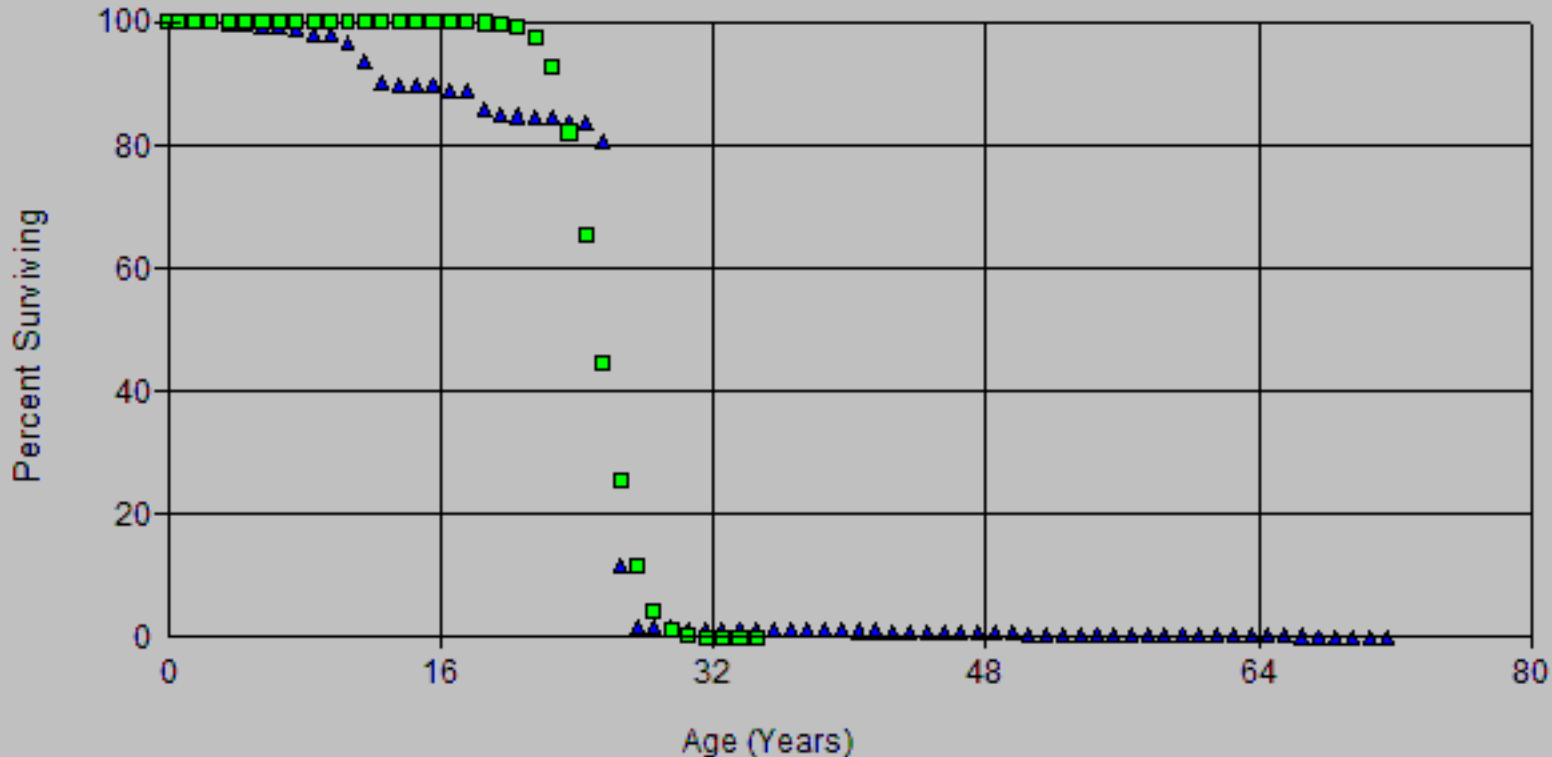


Account: C395.10-Laboratory Eq -Other
 Scenario: SDGE Actuarial @ 2020

SDG&E
 2024 CRO-CARF
 Depreciation

▲ Actual Data

■ S6 25.00

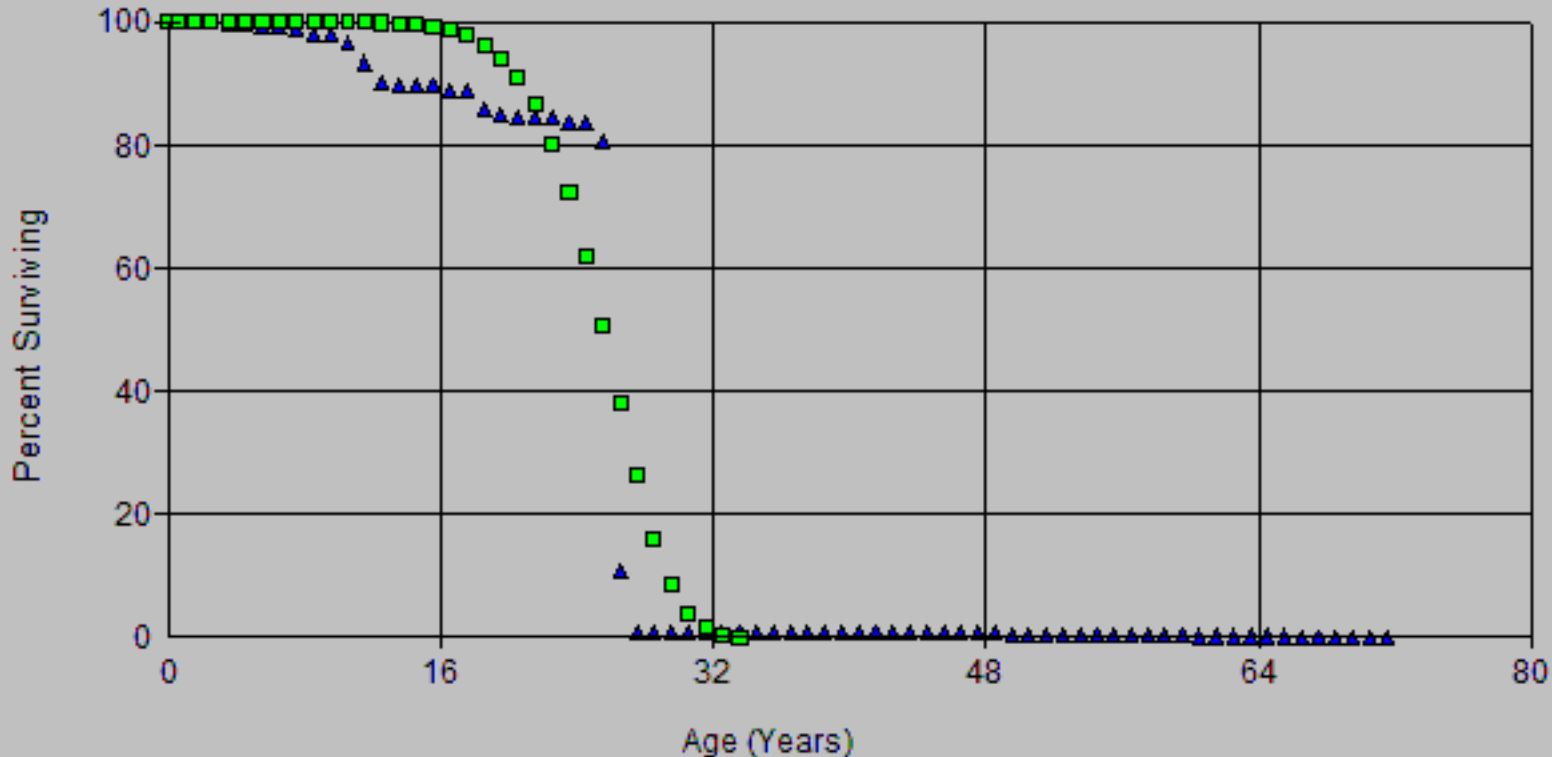


Account: C395.10-Laboratory Eq -Other
Scenario: SDGE Actuarial @ 2020

SDG&E
2024 CRO-CARP
Depreciation

▲ Actual Data

■ R5 25.00

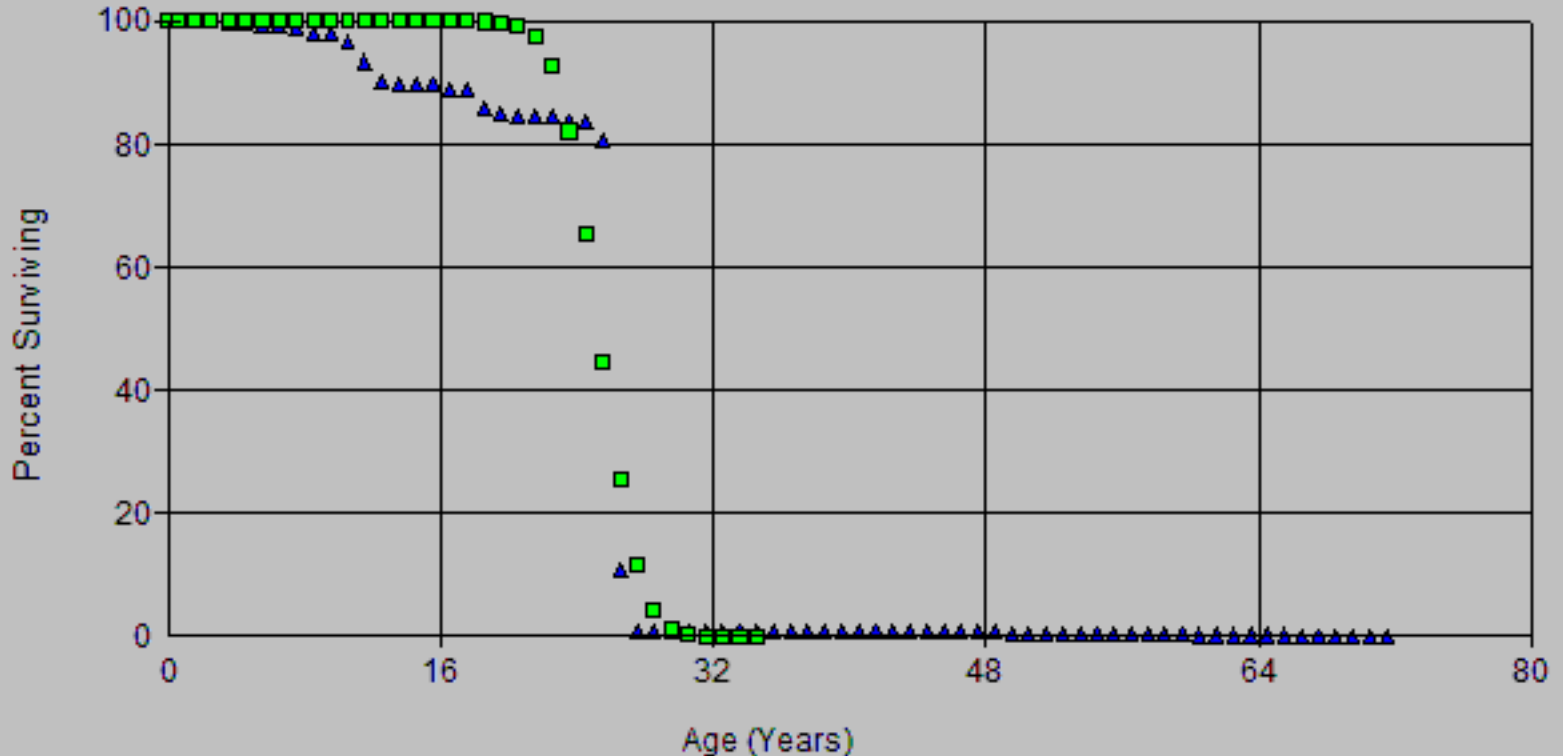


Account: C395.10-Laboratory Eq -Other
 Scenario: SDGE Actuarial @ 2020

SDG&E
 2024 CRO-CARP
 Depreciation

▲ Actual Data

■ S6 25.00

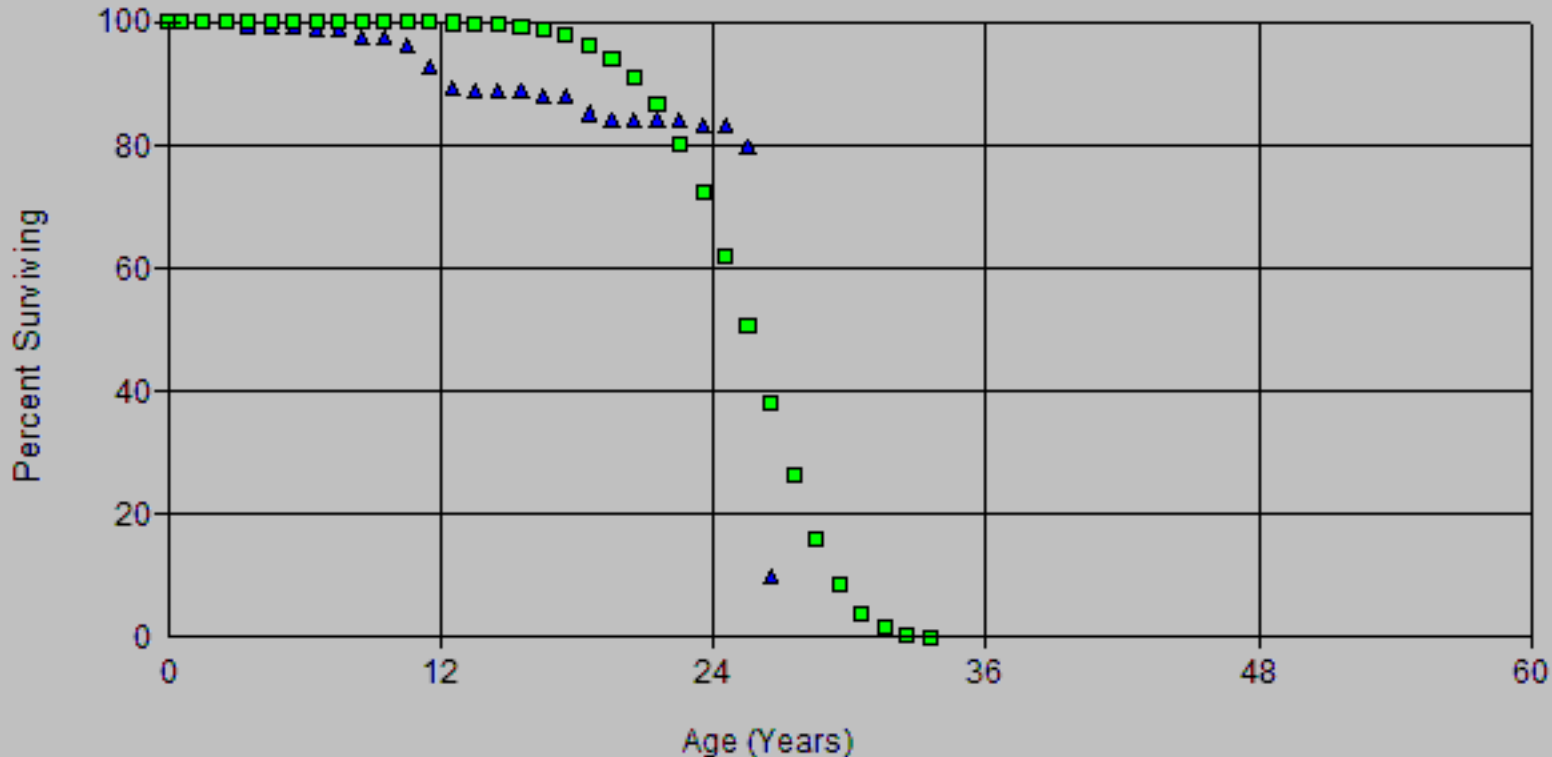


SDG&E
 2024 CRO-CARP
 Depreciation

Account: C395.10-Laboratory Eq -Other

Scenario: SDGE Actuarial @ 2020

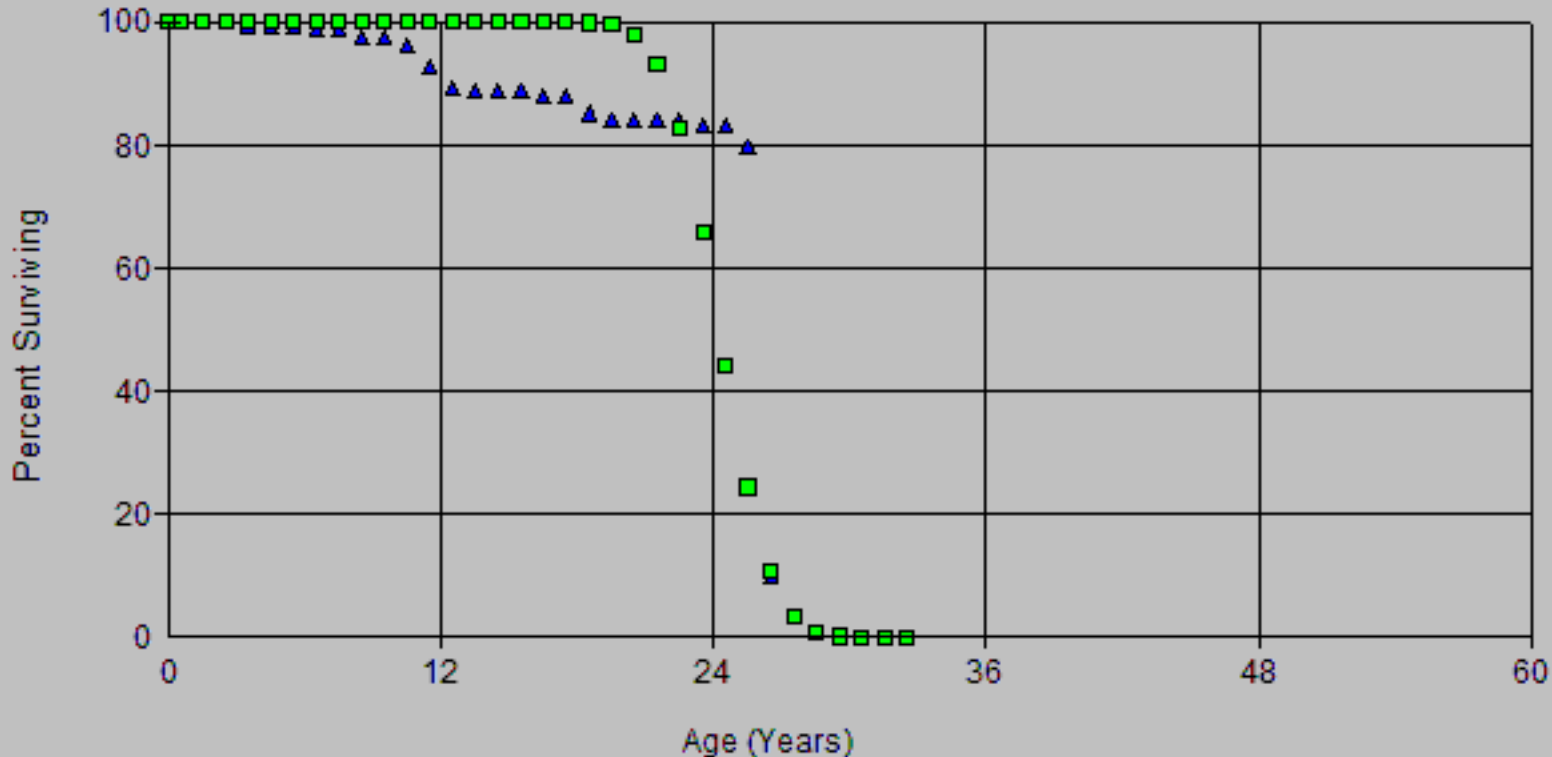
▲ Actual Data ■ R5 25.00



Account: C395.10-Laboratory Eq -Other
 Scenario: SDGE Actuarial @ 2020

SDG&E
 2024 CRO-CARP
 Depreciation

▲ Actual Data ■ S6 24.00

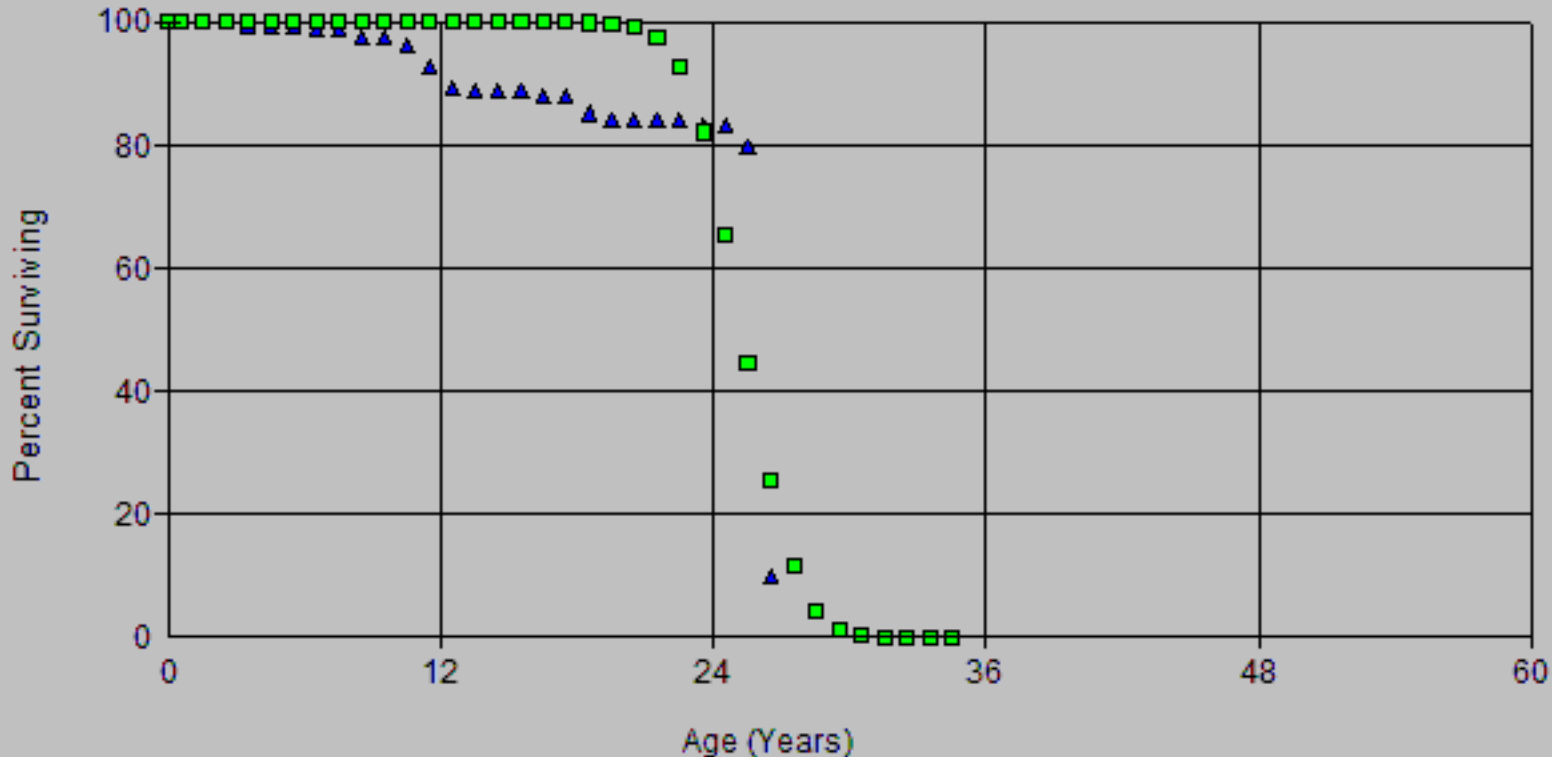


Account: C395.10-Laboratory Eq -Other
Scenario: SDGE Actuarial @ 2020

SDG&E
2024 CRO-CARP
Depreciation

▲ Actual Data

■ S6 25.00

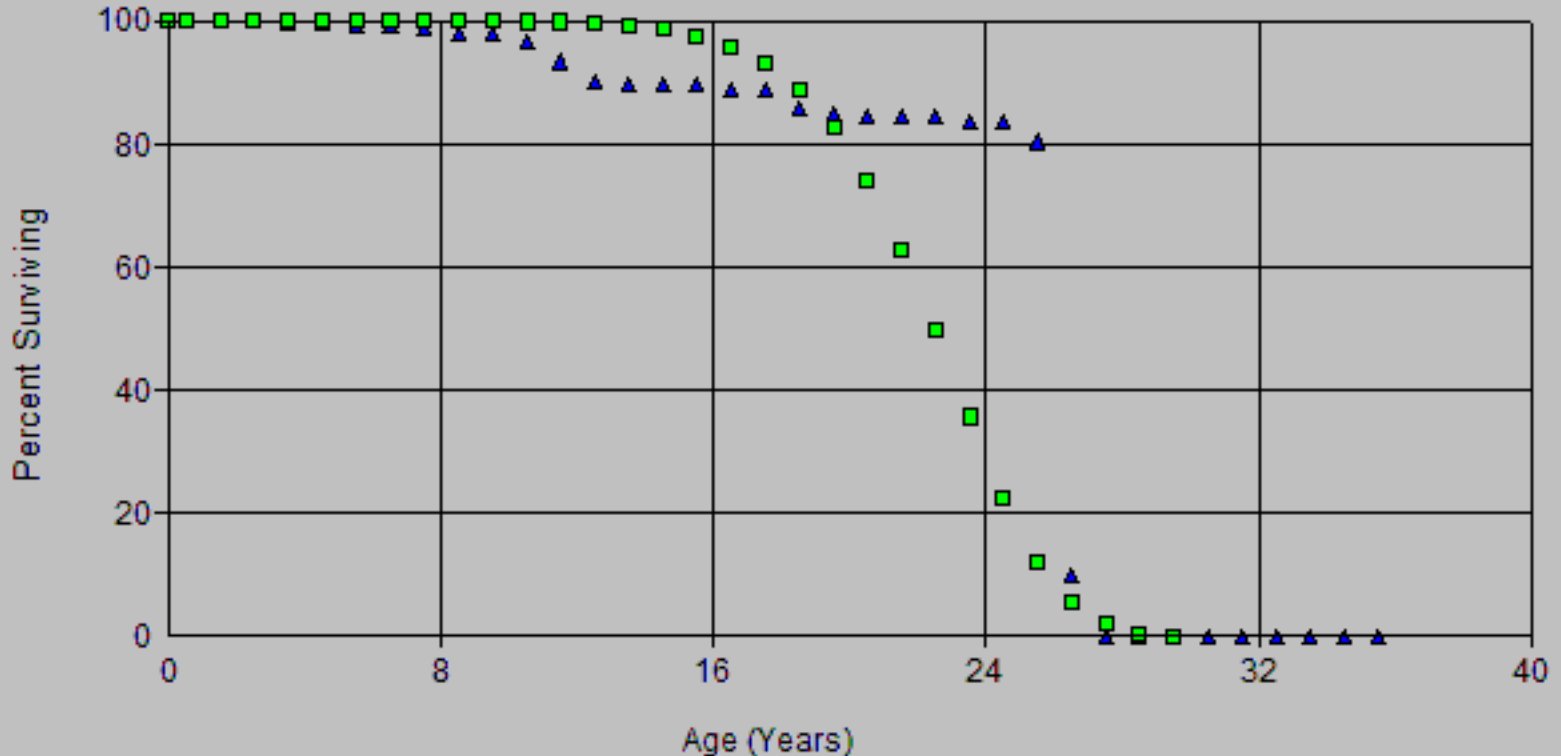


Account: C395.10-Laboratory Eq -Other
Scenario: SDGE Actuarial @ 2020

SDG&E
2024 CRO-ARR
Depreciation

▲ Actual Data

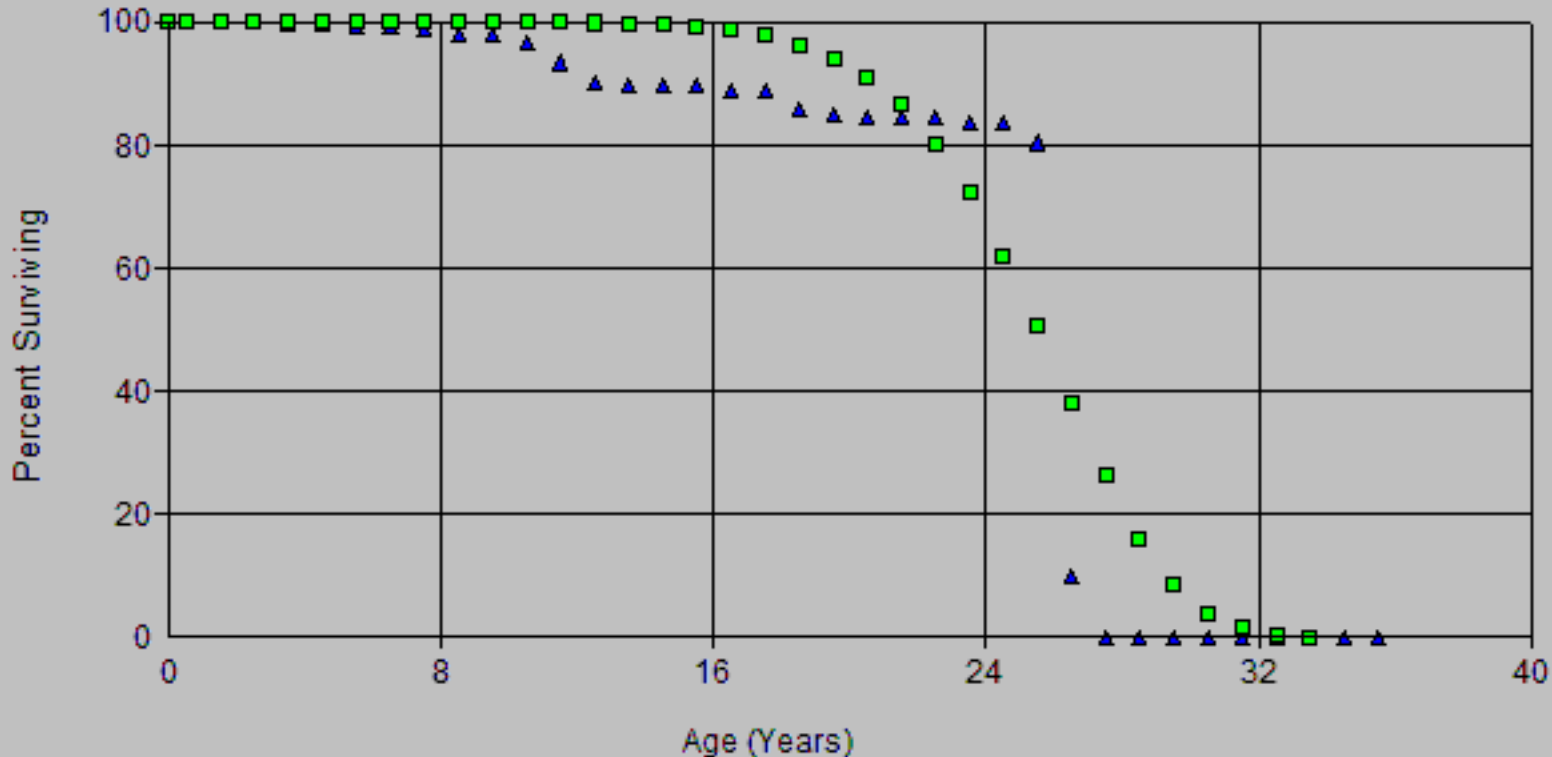
■ R5 22.00



Account: C395.10-Laboratory Eq -Other
 Scenario: SDGE Actuarial @ 2020

SDG&E
 2024 CRO-CARF
 Depreciation

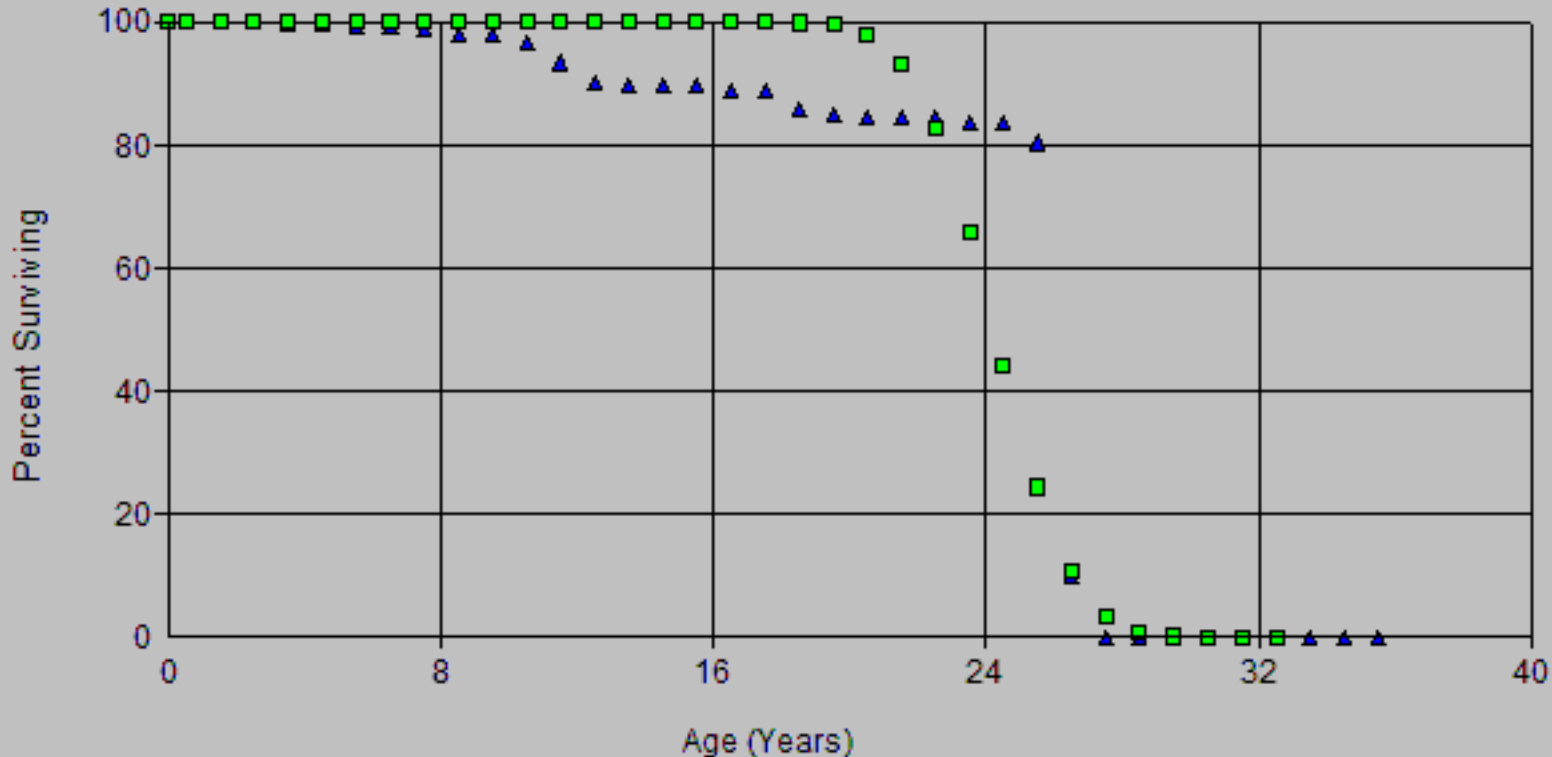
▲ Actual Data ■ R5 25.00



Account: C395.10-Laboratory Eq -Other
 Scenario: SDGE Actuarial @ 2020

SDG&E
 2024 CRO CAP
 Depreciation

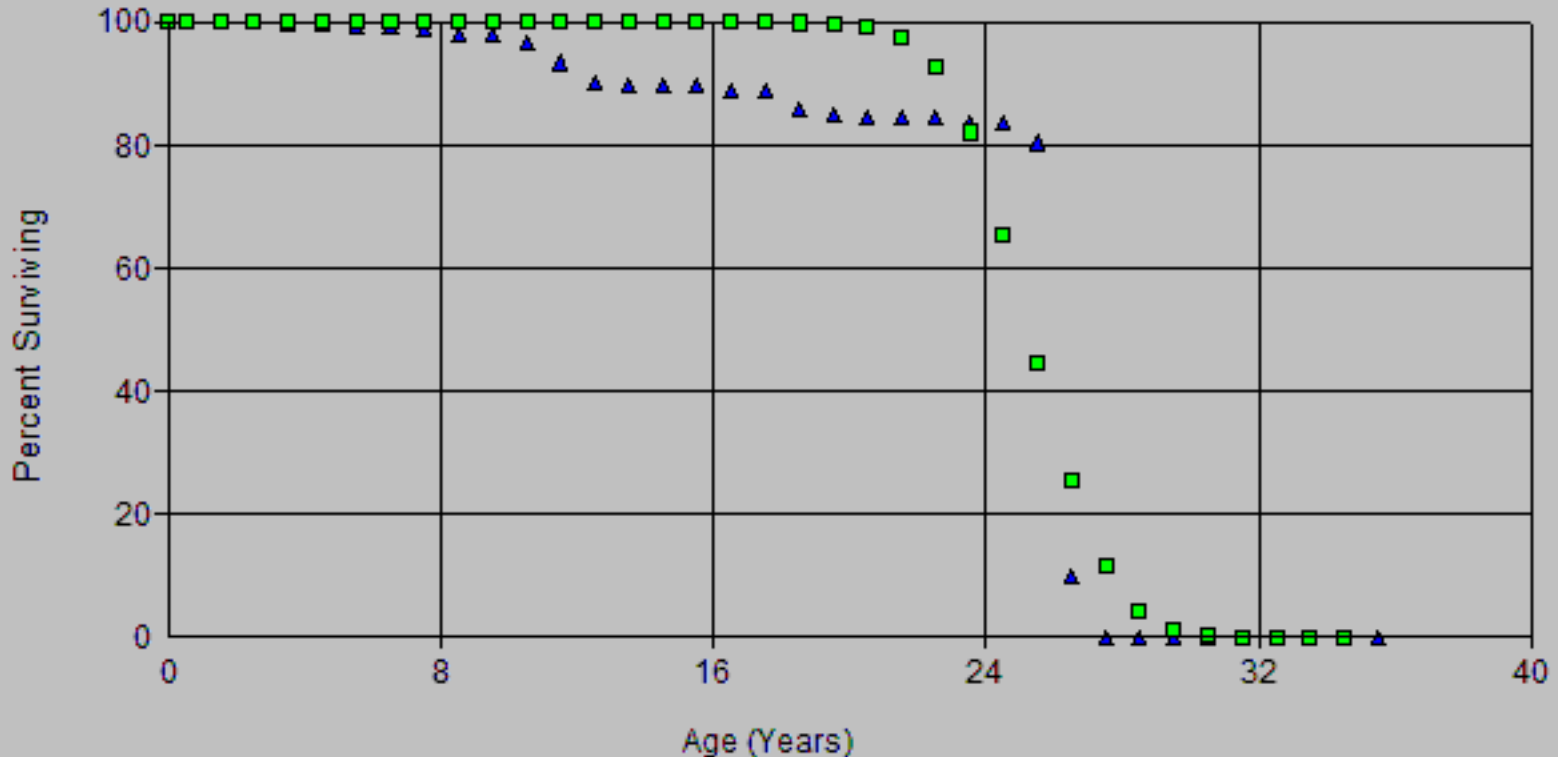
▲ Actual Data ■ S6 24.00



Account: C395.10-Laboratory Eq -Other
 Scenario: SDGE Actuarial @ 2020

SDG&E
 2024 CRO CAP
 Depreciation

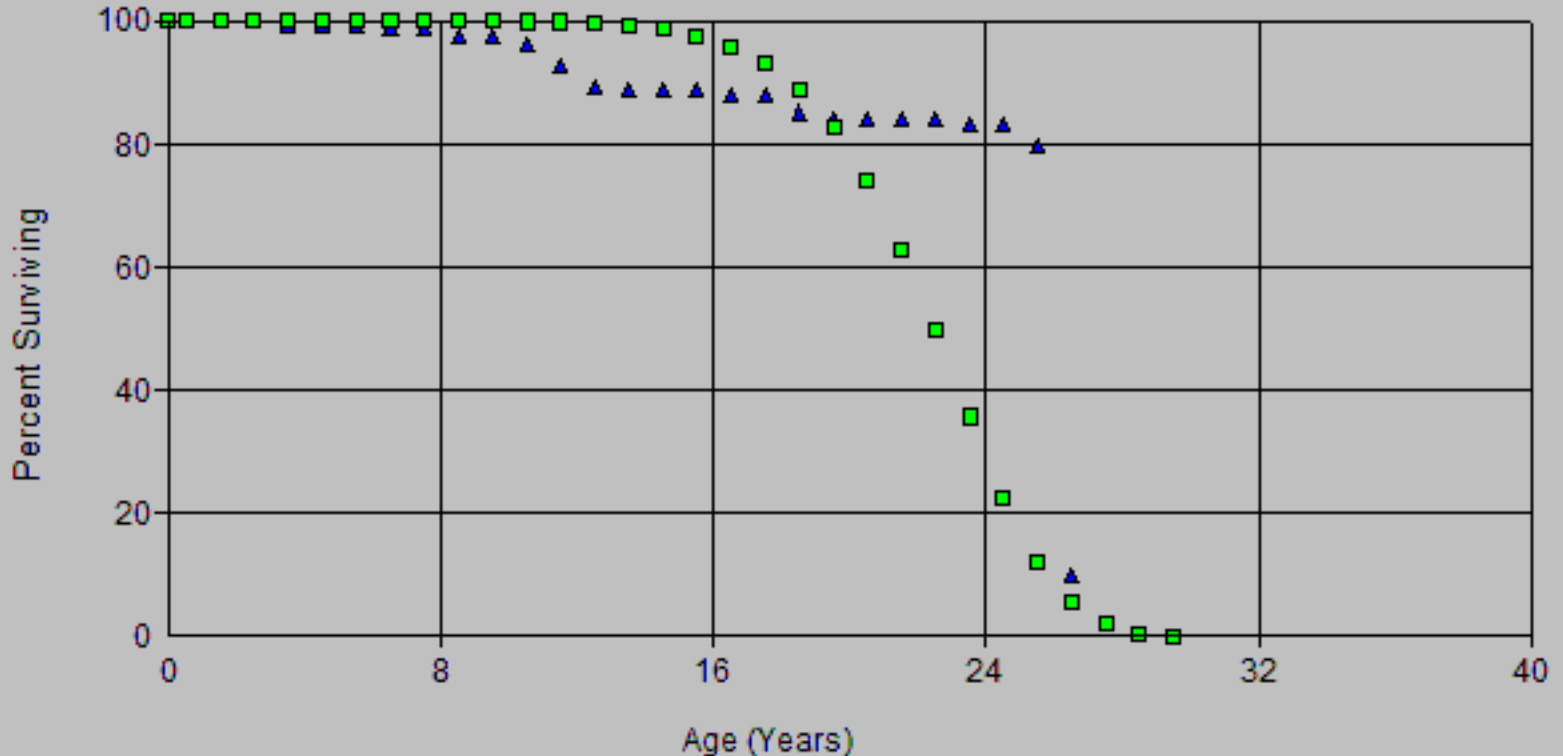
▲ Actual Data ■ S6 25.00



Account: C395.10-Laboratory Eq -Other
 Scenario: SDGE Actuarial @ 2020

SDG&E
 2024 CRO-CARF
 Depreciation

▲ Actual Data ■ R5 22.00

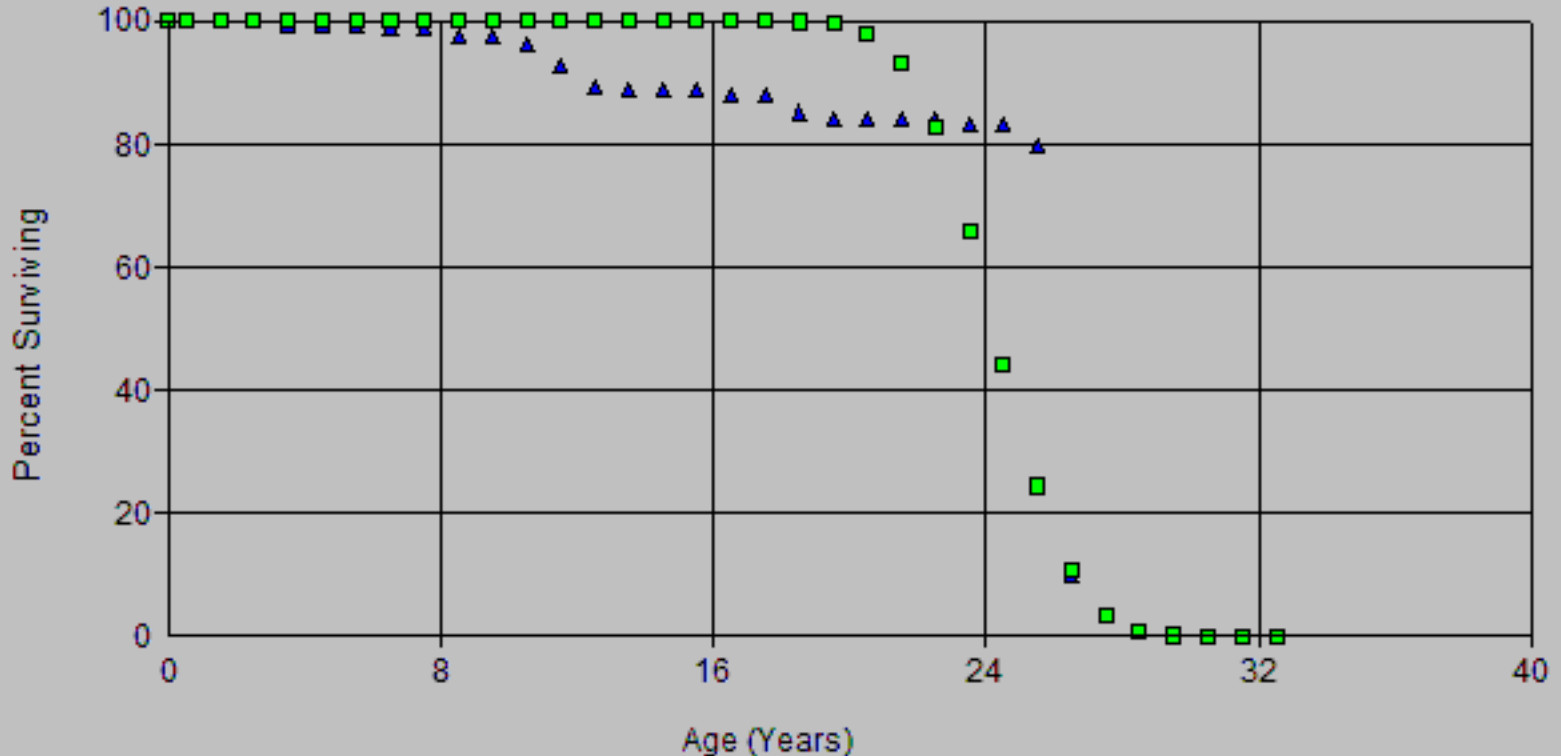


Account: C395.10-Laboratory Eq -Other
Scenario: SDGE Actuarial @ 2020

SDG&E
2024 CRO-CARF
Depreciation

▲ Actual Data

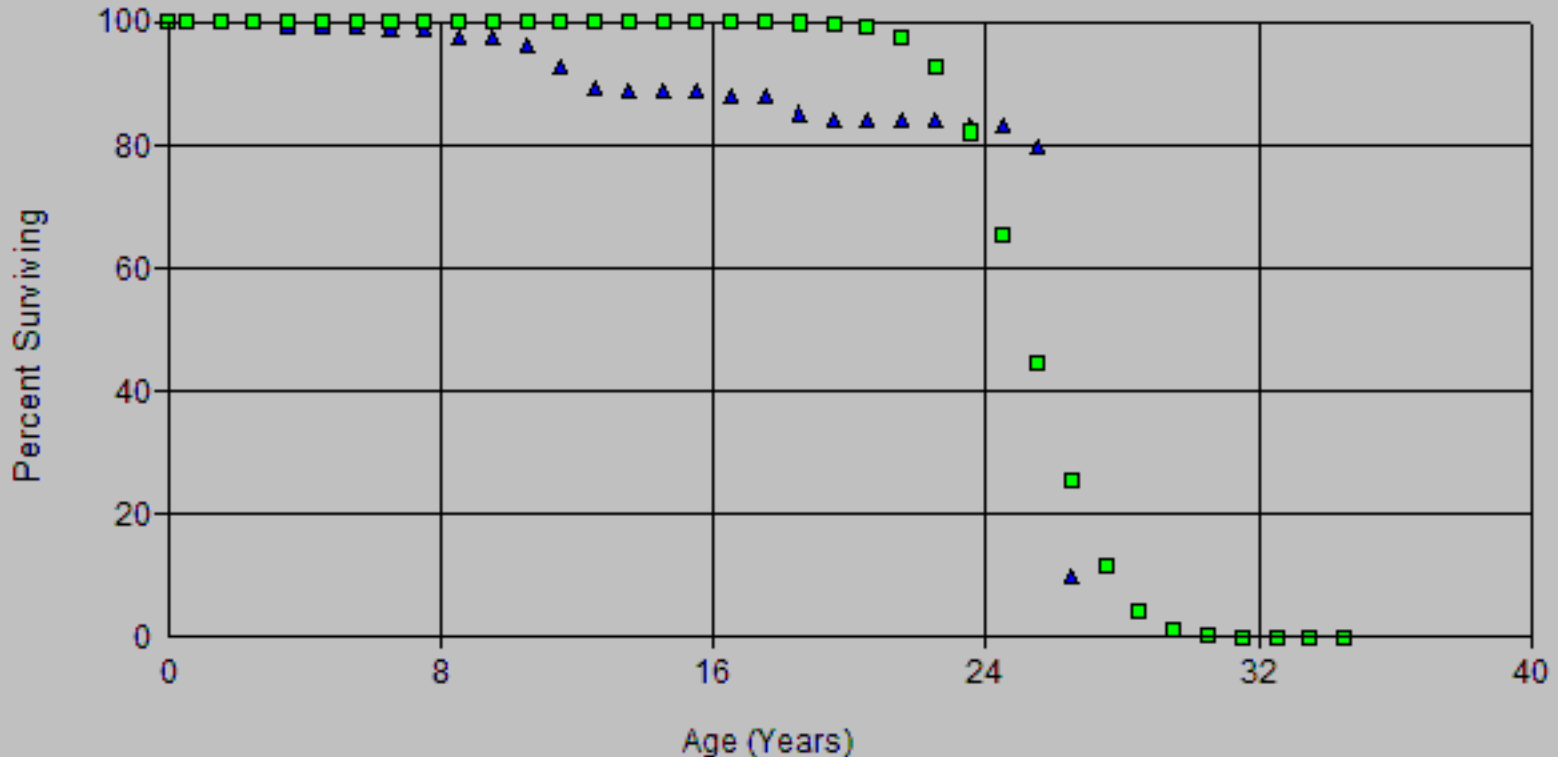
■ S6 24.00



Account: C395.10-Laboratory Eq -Other
 Scenario: SDGE Actuarial @ 2020

SDG&E
 2024 CRO-CARF
 Depreciation

▲ Actual Data ■ S6 25.00

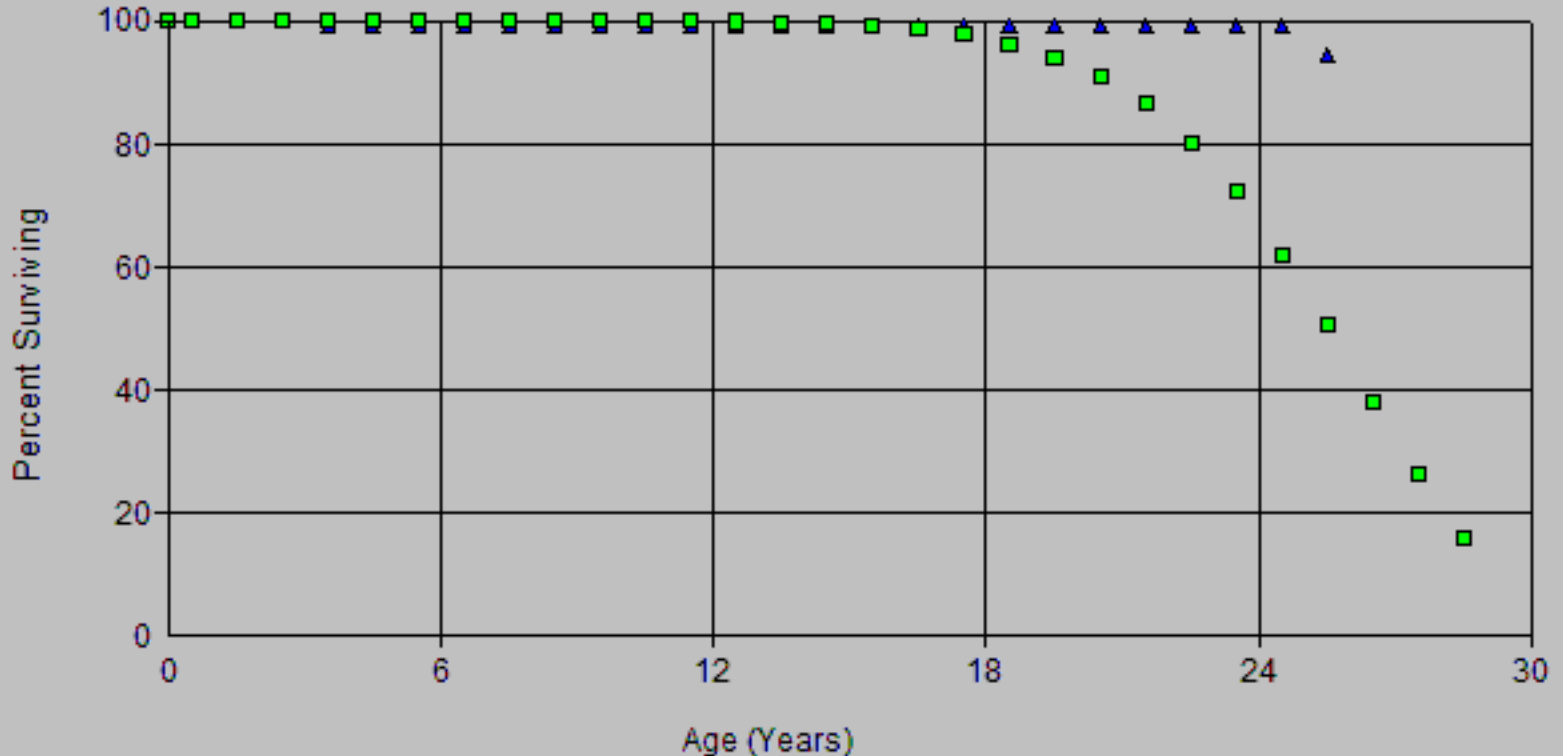


Account: C395.10-Laboratory Eq -Other
 Scenario: SDGE Actuarial @ 2020

SDG&E
 2024 CRO CAP
 Depreciation

▲ Actual Data

■ R5 25.00

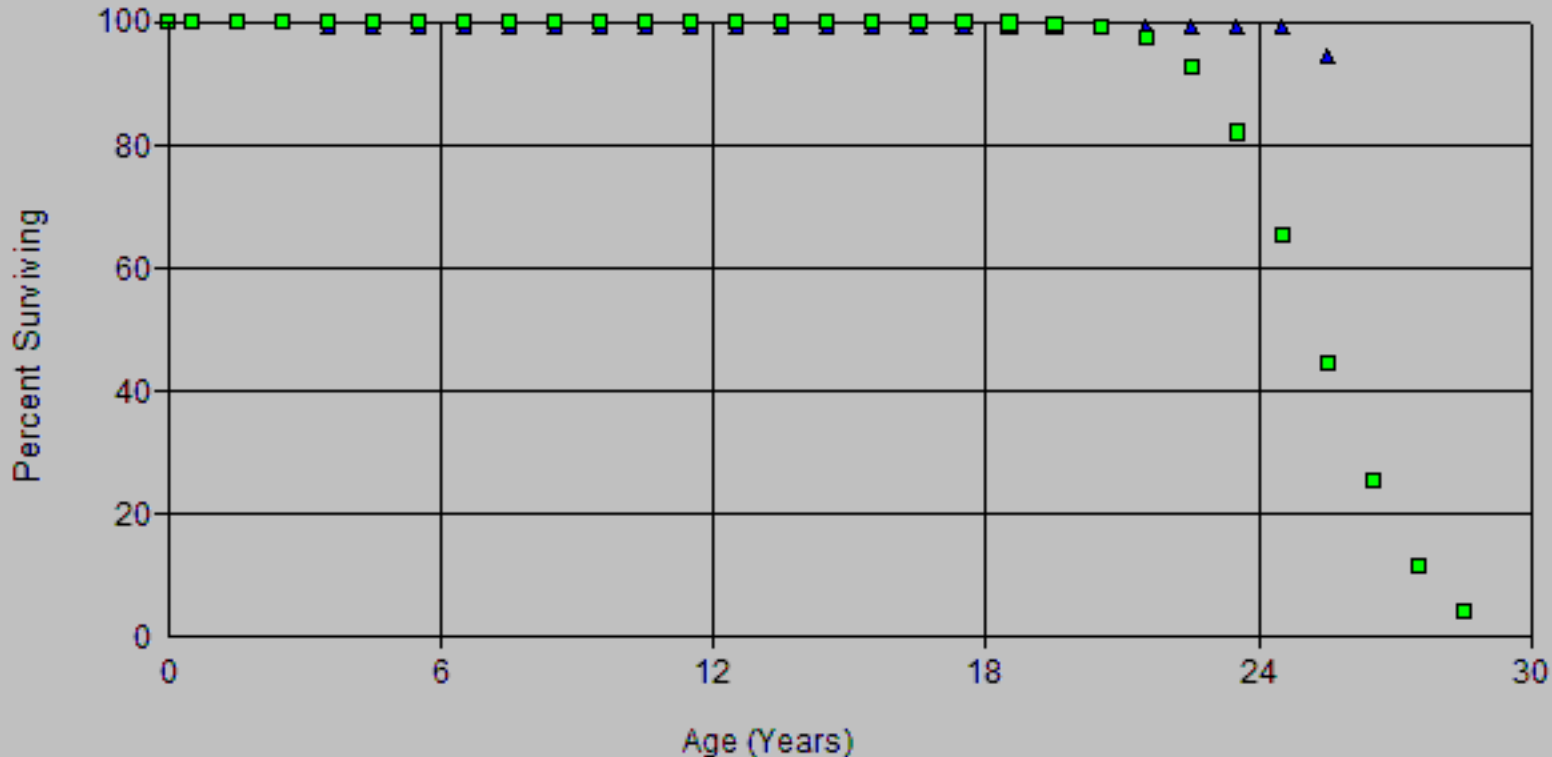


Account: C395.10-Laboratory Eq -Other
Scenario: SDGE Actuarial @ 2020

SDG&E
2024 CRO CAP
Depreciation

▲ Actual Data

■ S6 25.00



Scenario: SDGE Actuarial @ 2020
 Account: C395.10-Laboratory Eq -Other
 Placement Band: 1924 - 2020

Observed Life Table
 2024 GRC - APP
 Depreciation

Observation Band: 1947 - 2020

Age at Beginning of Interval	Exposures at Beginning of Interval	Retirements During Interval	Retirement Ratio	Survivor Ratio	Percent Surv at Beginning of Interval
0	3,720,593.23	0.00	0.00000	1.00000	100.00
0.5	3,717,871.86	0.00	0.00000	1.00000	100.00
1.5	3,726,015.86	0.00	0.00000	1.00000	100.00
2.5	3,726,663.86	11,671.00	0.00313	0.99687	100.00
3.5	3,714,992.86	0.00	0.00000	1.00000	99.69
4.5	3,570,102.31	9,029.00	0.00253	0.99747	99.69
5.5	3,561,073.31	4,186.00	0.00118	0.99882	99.44
6.5	3,557,691.31	9,328.00	0.00262	0.99738	99.32
7.5	3,548,814.31	35,414.00	0.00998	0.99002	99.06
8.5	3,351,809.31	7,160.00	0.00214	0.99786	98.07
9.5	3,333,891.85	37,567.00	0.01127	0.98873	97.86
10.5	3,132,030.12	104,773.00	0.03345	0.96655	96.76
11.5	3,027,257.12	106,713.00	0.03525	0.96475	93.52
12.5	2,876,053.77	13,026.00	0.00453	0.99547	90.22
13.5	2,304,826.46	3,946.00	0.00171	0.99829	89.81
14.5	2,301,096.46	47.00	0.00002	0.99998	89.66
15.5	2,301,932.46	18,750.84	0.00815	0.99185	89.66
16.5	2,291,339.62	4,969.55	0.00217	0.99783	88.93
17.5	1,731,141.68	54,382.00	0.03141	0.96859	88.73
18.5	1,676,913.68	18,148.94	0.01082	0.98918	85.95
19.5	1,543,522.27	3,625.85	0.00235	0.99765	85.02
20.5	1,387,302.34	3,296.00	0.00238	0.99762	84.82
21.5	1,384,006.34	525.00	0.00038	0.99962	84.62
22.5	1,384,309.34	15,092.37	0.01090	0.98910	84.58
23.5	1,370,121.20	606.00	0.00044	0.99956	83.66
24.5	1,369,515.20	51,318.08	0.03747	0.96253	83.62
25.5	1,318,197.12	1,128,199.08	0.85587	0.14413	80.49
26.5	189,998.04	161,250.16	0.84869	0.15131	11.60
27.5	28,747.88	30.00	0.00104	0.99896	1.76
28.5	28,717.88	0.00	0.00000	1.00000	1.75
29.5	28,717.88	5,776.00	0.20113	0.79887	1.75
30.5	22,941.88	346.00	0.01508	0.98492	1.40
31.5	22,595.88	400.00	0.01770	0.98230	1.38
32.5	22,195.88	300.00	0.01352	0.98648	1.36
33.5	21,895.88	193.00	0.00881	0.99119	1.34
34.5	21,702.88	760.00	0.03502	0.96498	1.33
35.5	20,942.88	712.81	0.03404	0.96596	1.28
36.5	20,230.07	0.00	0.00000	1.00000	1.24
37.5	20,230.07	366.00	0.01809	0.98191	1.24
38.5	19,864.07	1,850.54	0.09316	0.90684	1.21
39.5	18,013.53	319.00	0.01771	0.98229	1.10
40.5	17,694.53	461.00	0.02605	0.97395	1.08
41.5	17,233.53	1,226.53	0.07117	0.92883	1.05
42.5	16,007.00	318.00	0.01987	0.98013	0.98
43.5	15,689.00	200.00	0.01275	0.98725	0.96
44.5	15,489.00	0.00	0.00000	1.00000	0.95
45.5	15,489.00	0.00	0.00000	1.00000	0.95
46.5	15,489.00	0.00	0.00000	1.00000	0.95
47.5	15,489.00	1,114.00	0.07192	0.92808	0.95
48.5	14,375.00	2,763.00	0.19221	0.80779	0.88
49.5	11,612.00	3,349.00	0.28841	0.71159	0.71
50.5	8,263.00	1,615.00	0.19545	0.80455	0.51
51.5	6,648.00	0.00	0.00000	1.00000	0.41
52.5	6,648.00	0.00	0.00000	1.00000	0.41

Scenario: SDGE Actuarial @ 2020

Account: C395.10-Laboratory Eq -Other

Placement Band: 1924 - 2020

Observation Band: 1947 - 2020

Age at Beginning of Interval	Exposures at Beginning of Interval	Retirements During Interval	Retirement Ratio	Survivor Ratio	Percent Surv at Beginning of Interval
53.5	6,648.00	0.00	0.00000	1.00000	0.41
54.5	6,648.00	833.00	0.12530	0.87470	0.41
55.5	5,815.00	80.00	0.01376	0.98624	0.36
56.5	5,735.00	278.00	0.04847	0.95153	0.35
57.5	5,457.00	523.00	0.09584	0.90416	0.33
58.5	4,934.00	0.00	0.00000	1.00000	0.30
59.5	4,934.00	99.00	0.02006	0.97994	0.30
60.5	4,835.00	0.00	0.00000	1.00000	0.30
61.5	4,835.00	0.00	0.00000	1.00000	0.30
62.5	4,835.00	0.00	0.00000	1.00000	0.30
63.5	4,835.00	0.00	0.00000	1.00000	0.30
64.5	4,835.00	342.00	0.07073	0.92927	0.30
65.5	4,493.00	1,263.00	0.28110	0.71890	0.27
66.5	3,230.00	2,517.00	0.77926	0.22074	0.20
67.5	713.00	0.00	0.00000	1.00000	0.04
68.5	713.00	0.00	0.00000	1.00000	0.04
69.5	713.00	0.00	0.00000	1.00000	0.04
70.5	713.00	0.00	0.00000	1.00000	0.04
71.5	713.00	713.00	1.00000	0.00000	0.04
72.5	0.00	0.00	0.00000	1.00000	0.00

Scenario: SDGE Actuarial @ 2020
 Account: C395.10-Laboratory Eq -Other
 Placement Band: 1924 - 2020

Observed Life Table
 SDG&E
 2024 GRC - APP
 Depreciation

Observation Band: 1961 - 2020

Age at Beginning of Interval	Exposures at Beginning of Interval	Retirements During Interval	Retirement Ratio	Survivor Ratio	Percent Surv at Beginning of Interval
0	3,705,713.16	0.00	0.00000	1.00000	100.00
0.5	3,703,178.33	0.00	0.00000	1.00000	100.00
1.5	3,711,194.33	0.00	0.00000	1.00000	100.00
2.5	3,711,361.33	11,671.00	0.00314	0.99686	100.00
3.5	3,700,307.86	0.00	0.00000	1.00000	99.69
4.5	3,555,417.31	9,029.00	0.00254	0.99746	99.69
5.5	3,546,688.31	4,186.00	0.00118	0.99882	99.43
6.5	3,542,625.31	9,328.00	0.00263	0.99737	99.32
7.5	3,533,472.31	35,332.00	0.01000	0.99000	99.06
8.5	3,336,993.31	7,042.00	0.00211	0.99789	98.06
9.5	3,319,203.85	37,567.00	0.01132	0.98868	97.86
10.5	3,117,493.12	104,602.00	0.03355	0.96645	96.75
11.5	3,017,403.12	106,696.00	0.03536	0.96464	93.50
12.5	2,870,276.77	13,026.00	0.00454	0.99546	90.20
13.5	2,300,704.46	3,644.00	0.00158	0.99842	89.79
14.5	2,298,257.46	47.00	0.00002	0.99998	89.65
15.5	2,298,338.46	18,686.84	0.00813	0.99187	89.64
16.5	2,279,851.62	4,954.55	0.00217	0.99783	88.92
17.5	1,717,151.68	54,223.00	0.03158	0.96842	88.72
18.5	1,662,928.68	18,073.94	0.01087	0.98913	85.92
19.5	1,529,612.27	3,462.85	0.00226	0.99774	84.99
20.5	1,373,919.34	2,652.00	0.00193	0.99807	84.79
21.5	1,371,267.34	470.00	0.00034	0.99966	84.63
22.5	1,370,797.34	15,092.37	0.01101	0.98899	84.60
23.5	1,356,850.20	606.00	0.00045	0.99955	83.67
24.5	1,357,077.20	51,270.08	0.03778	0.96222	83.63
25.5	1,305,807.12	1,128,199.08	0.86399	0.13601	80.47
26.5	177,608.04	161,250.16	0.90790	0.09210	10.95
27.5	16,377.88	0.00	0.00000	1.00000	1.01
28.5	16,593.88	0.00	0.00000	1.00000	1.01
29.5	17,428.88	120.00	0.00689	0.99311	1.01
30.5	19,497.88	346.00	0.01775	0.98225	1.00
31.5	21,668.88	400.00	0.01846	0.98154	0.98
32.5	21,367.88	300.00	0.01404	0.98596	0.97
33.5	21,067.88	123.00	0.00584	0.99416	0.95
34.5	20,944.88	760.00	0.03629	0.96371	0.95
35.5	20,184.88	712.81	0.03531	0.96469	0.91
36.5	20,230.07	0.00	0.00000	1.00000	0.88
37.5	20,230.07	366.00	0.01809	0.98191	0.88
38.5	19,864.07	1,850.54	0.09316	0.90684	0.86
39.5	18,013.53	319.00	0.01771	0.98229	0.78
40.5	17,694.53	461.00	0.02605	0.97395	0.77
41.5	17,233.53	1,226.53	0.07117	0.92883	0.75
42.5	16,007.00	318.00	0.01987	0.98013	0.70
43.5	15,689.00	200.00	0.01275	0.98725	0.68
44.5	15,489.00	0.00	0.00000	1.00000	0.67
45.5	15,489.00	0.00	0.00000	1.00000	0.67
46.5	15,489.00	0.00	0.00000	1.00000	0.67
47.5	15,489.00	1,114.00	0.07192	0.92808	0.67
48.5	14,375.00	2,763.00	0.19221	0.80779	0.63
49.5	11,612.00	3,349.00	0.28841	0.71159	0.51
50.5	8,263.00	1,615.00	0.19545	0.80455	0.36
51.5	6,648.00	0.00	0.00000	1.00000	0.29
52.5	6,648.00	0.00	0.00000	1.00000	0.29

Scenario: SDGE Actuarial @ 2020

Account: C395.10-Laboratory Eq -Other

Placement Band: 1924 - 2020

Observation Band: 1961 - 2020

Age at Beginning of Interval	Exposures at Beginning of Interval	Retirements During Interval	Retirement Ratio	Survivor Ratio	Percent Surv at Beginning of Interval
53.5	6,648.00	0.00	0.00000	1.00000	0.29
54.5	6,648.00	833.00	0.12530	0.87470	0.29
55.5	5,815.00	80.00	0.01376	0.98624	0.25
56.5	5,735.00	278.00	0.04847	0.95153	0.25
57.5	5,457.00	523.00	0.09584	0.90416	0.24
58.5	4,934.00	0.00	0.00000	1.00000	0.22
59.5	4,934.00	99.00	0.02006	0.97994	0.22
60.5	4,835.00	0.00	0.00000	1.00000	0.21
61.5	4,835.00	0.00	0.00000	1.00000	0.21
62.5	4,835.00	0.00	0.00000	1.00000	0.21
63.5	4,835.00	0.00	0.00000	1.00000	0.21
64.5	4,835.00	342.00	0.07073	0.92927	0.21
65.5	4,493.00	1,263.00	0.28110	0.71890	0.20
66.5	3,230.00	2,517.00	0.77926	0.22074	0.14
67.5	713.00	0.00	0.00000	1.00000	0.03
68.5	713.00	0.00	0.00000	1.00000	0.03
69.5	713.00	0.00	0.00000	1.00000	0.03
70.5	713.00	0.00	0.00000	1.00000	0.03
71.5	713.00	713.00	1.00000	0.00000	0.03
72.5	0.00	0.00	0.00000	1.00000	0.00

Scenario: SDGE Actuarial @ 2020
 Account: C395.10-Laboratory Eq -Other
 Placement Band: 1924 - 2020

Observed Life Table
 SDG&E
 2024 GRC - APP
 Depreciation

Observation Band: 1991 - 2020

Age at Beginning of Interval	Exposures at Beginning of Interval	Retirements During Interval	Retirement Ratio	Survivor Ratio	Percent Surv at Beginning of Interval
0	2,118,011.82	0.00	0.00000	1.00000	100.00
0.5	2,317,071.04	0.00	0.00000	1.00000	100.00
1.5	2,378,586.73	0.00	0.00000	1.00000	100.00
2.5	2,578,110.97	11,671.00	0.00453	0.99547	100.00
3.5	2,621,204.00	0.00	0.00000	1.00000	99.55
4.5	2,612,899.58	8,455.00	0.00324	0.99676	99.55
5.5	2,650,640.64	4,186.00	0.00158	0.99842	99.22
6.5	2,776,384.58	9,112.00	0.00328	0.99672	99.07
7.5	2,946,343.46	31,434.00	0.01067	0.98933	98.74
8.5	2,877,384.98	6,852.00	0.00238	0.99762	97.69
9.5	2,987,316.82	37,536.00	0.01257	0.98743	97.46
10.5	2,941,605.36	104,602.00	0.03556	0.96444	96.23
11.5	2,949,244.09	105,452.00	0.03576	0.96424	92.81
12.5	2,813,443.84	12,908.00	0.00459	0.99541	89.49
13.5	2,248,921.13	3,327.00	0.00148	0.99852	89.08
14.5	2,255,192.83	0.00	0.00000	1.00000	88.95
15.5	2,257,250.82	18,466.84	0.00818	0.99182	88.95
16.5	2,257,622.50	4,954.55	0.00219	0.99781	88.22
17.5	1,696,838.70	54,223.00	0.03196	0.96804	88.03
18.5	1,643,700.80	17,842.94	0.01086	0.98914	85.21
19.5	1,510,615.39	3,462.85	0.00229	0.99771	84.29
20.5	1,354,558.46	0.00	0.00000	1.00000	84.10
21.5	1,354,558.46	0.00	0.00000	1.00000	84.10
22.5	1,354,558.46	14,976.37	0.01106	0.98894	84.10
23.5	1,340,486.32	0.00	0.00000	1.00000	83.17
24.5	1,340,486.32	51,092.08	0.03811	0.96189	83.17
25.5	1,289,394.24	1,128,144.08	0.87494	0.12506	80.00
26.5	161,250.16	161,250.16	1.00000	0.00000	10.00
27.5	268.81	0.00	0.00000	1.00000	0.00
28.5	268.81	0.00	0.00000	1.00000	0.00
29.5	808.81	0.00	0.00000	1.00000	0.00
30.5	2,192.35	0.00	0.00000	1.00000	0.00
31.5	2,192.35	0.00	0.00000	1.00000	0.00
32.5	2,192.35	0.00	0.00000	1.00000	0.00
33.5	2,463.88	0.00	0.00000	1.00000	0.00
34.5	2,463.88	540.00	0.21917	0.78083	0.00
35.5	1,923.88	268.81	0.13972	0.86028	0.00
36.5	1,655.07	0.00	0.00000	1.00000	0.00
37.5	1,655.07	0.00	0.00000	1.00000	0.00
38.5	1,655.07	1,383.54	0.83594	0.16406	0.00
39.5	522.53	0.00	0.00000	1.00000	0.00
40.5	1,027.53	0.00	0.00000	1.00000	0.00
41.5	3,790.53	271.53	0.07163	0.92837	0.00
42.5	6,868.00	251.00	0.03655	0.96345	0.00
43.5	8,036.00	0.00	0.00000	1.00000	0.00
44.5	8,036.00	0.00	0.00000	1.00000	0.00
45.5	8,036.00	0.00	0.00000	1.00000	0.00
46.5	8,036.00	0.00	0.00000	1.00000	0.00
47.5	8,036.00	505.00	0.06284	0.93716	0.00
48.5	7,531.00	2,763.00	0.36688	0.63312	0.00
49.5	4,768.00	3,349.00	0.70239	0.29761	0.00
50.5	1,419.00	1,419.00	1.00000	0.00000	0.00
51.5	0.00	0.00	0.00000	1.00000	0.00
52.5	0.00	0.00	0.00000	1.00000	0.00

Observed Life Table

Scenario: SDGE Actuarial @ 2020

Account: C395.10-Laboratory Eq -Other

Placement Band: 1924 - 2020

Observation Band: 1991 - 2020

Age at Beginning of Interval	Exposures at Beginning of Interval	Retirements During Interval	Retirement Ratio	Survivor Ratio	Percent Surv at Beginning of Interval
53.5	0.00	0.00	0.00000	1.00000	
54.5	833.00	833.00	1.00000	0.00000	
55.5	0.00	0.00	0.00000	1.00000	
56.5	0.00	0.00	0.00000	1.00000	
57.5	0.00	0.00	0.00000	1.00000	
58.5	0.00	0.00	0.00000	1.00000	
59.5	342.00	0.00	0.00000	1.00000	
60.5	1,605.00	0.00	0.00000	1.00000	
61.5	4,122.00	0.00	0.00000	1.00000	
62.5	4,122.00	0.00	0.00000	1.00000	
63.5	4,122.00	0.00	0.00000	1.00000	
64.5	4,122.00	342.00	0.08297	0.91703	
65.5	3,780.00	1,263.00	0.33413	0.66587	
66.5	3,230.00	2,517.00	0.77926	0.22074	
67.5	713.00	0.00	0.00000	1.00000	
68.5	713.00	0.00	0.00000	1.00000	
69.5	713.00	0.00	0.00000	1.00000	
70.5	713.00	0.00	0.00000	1.00000	
71.5	713.00	713.00	1.00000	0.00000	
72.5	0.00	0.00	0.00000	1.00000	

Scenario: SDGE Actuarial @ 2020
 Account: C395.10-Laboratory Eq -Other
 Placement Band: 1961 - 2020

Observed Life Table
 SDG&E
 2024 GRC - APP
 Depreciation

Observation Band: 1961 - 2020

Age at Beginning of Interval	Exposures at Beginning of Interval	Retirements During Interval	Retirement Ratio	Survivor Ratio	Percent Surv at Beginning of Interval
0	3,705,713.16	0.00	0.00000	1.00000	100.00
0.5	3,701,794.79	0.00	0.00000	1.00000	100.00
1.5	3,709,810.79	0.00	0.00000	1.00000	100.00
2.5	3,709,810.79	11,671.00	0.00315	0.99685	100.00
3.5	3,698,139.79	0.00	0.00000	1.00000	99.69
4.5	3,553,249.24	9,029.00	0.00254	0.99746	99.69
5.5	3,544,220.24	4,186.00	0.00118	0.99882	99.43
6.5	3,540,034.24	9,328.00	0.00264	0.99736	99.32
7.5	3,530,706.24	35,332.00	0.01001	0.98999	99.05
8.5	3,333,783.24	7,042.00	0.00211	0.99789	98.06
9.5	3,315,742.78	37,567.00	0.01133	0.98867	97.85
10.5	3,113,048.05	104,602.00	0.03360	0.96640	96.75
11.5	3,008,446.05	105,536.00	0.03508	0.96492	93.49
12.5	2,858,419.70	13,026.00	0.00456	0.99544	90.21
13.5	2,287,172.39	3,644.00	0.00159	0.99841	89.80
14.5	2,283,528.39	0.00	0.00000	1.00000	89.66
15.5	2,283,528.39	18,686.84	0.00818	0.99182	89.66
16.5	2,264,841.55	4,954.55	0.00219	0.99781	88.93
17.5	1,702,141.61	54,223.00	0.03186	0.96814	88.73
18.5	1,647,918.61	18,012.94	0.01093	0.98907	85.91
19.5	1,514,663.20	3,462.85	0.00229	0.99771	84.97
20.5	1,358,606.27	2,652.00	0.00195	0.99805	84.77
21.5	1,355,954.27	357.00	0.00026	0.99974	84.61
22.5	1,355,597.27	14,976.37	0.01105	0.98895	84.58
23.5	1,341,525.13	92.00	0.00007	0.99993	83.65
24.5	1,341,433.13	51,230.08	0.03819	0.96181	83.64
25.5	1,290,203.05	1,128,144.08	0.87439	0.12561	80.45
26.5	162,058.97	161,250.16	0.99501	0.00499	10.11
27.5	808.81	0.00	0.00000	1.00000	0.05
28.5	808.81	0.00	0.00000	1.00000	0.05
29.5	808.81	0.00	0.00000	1.00000	0.05
30.5	808.81	0.00	0.00000	1.00000	0.05
31.5	808.81	0.00	0.00000	1.00000	0.05
32.5	808.81	0.00	0.00000	1.00000	0.05
33.5	808.81	0.00	0.00000	1.00000	0.05
34.5	808.81	540.00	0.66765	0.33235	0.05
35.5	268.81	268.81	1.00000	0.00000	0.02
36.5	0.00	0.00	0.00000	1.00000	0.00

Observed Life Table

Scenario: SDGE Actuarial @ 2020

Account: C395.10-Laboratory Eq -Other

Placement Band: 1961 - 2020

Observation Band: 1991 - 2020

Age at Beginning of Interval	Exposures at Beginning of Interval	Retirements During Interval	Retirement Ratio	Survivor Ratio	Percent Surv at Beginning of Interval
0	2,118,011.82	0.00	0.00000	1.00000	100.00
0.5	2,317,071.04	0.00	0.00000	1.00000	100.00
1.5	2,378,586.73	0.00	0.00000	1.00000	100.00
2.5	2,578,110.97	11,671.00	0.00453	0.99547	100.00
3.5	2,621,204.00	0.00	0.00000	1.00000	99.55
4.5	2,612,899.58	8,455.00	0.00324	0.99676	99.55
5.5	2,650,640.64	4,186.00	0.00158	0.99842	99.22
6.5	2,776,384.58	9,112.00	0.00328	0.99672	99.07
7.5	2,946,343.46	31,434.00	0.01067	0.98933	98.74
8.5	2,877,384.98	6,852.00	0.00238	0.99762	97.69
9.5	2,987,316.82	37,536.00	0.01257	0.98743	97.46
10.5	2,941,605.36	104,602.00	0.03556	0.96444	96.23
11.5	2,949,244.09	105,452.00	0.03576	0.96424	92.81
12.5	2,813,443.84	12,908.00	0.00459	0.99541	89.49
13.5	2,248,921.13	3,327.00	0.00148	0.99852	89.08
14.5	2,255,192.83	0.00	0.00000	1.00000	88.95
15.5	2,257,250.82	18,466.84	0.00818	0.99182	88.95
16.5	2,257,622.50	4,954.55	0.00219	0.99781	88.22
17.5	1,696,838.70	54,223.00	0.03196	0.96804	88.03
18.5	1,643,700.80	17,842.94	0.01086	0.98914	85.21
19.5	1,510,615.39	3,462.85	0.00229	0.99771	84.29
20.5	1,354,558.46	0.00	0.00000	1.00000	84.10
21.5	1,354,558.46	0.00	0.00000	1.00000	84.10
22.5	1,354,558.46	14,976.37	0.01106	0.98894	84.10
23.5	1,340,486.32	0.00	0.00000	1.00000	83.17
24.5	1,340,486.32	51,092.08	0.03811	0.96189	83.17
25.5	1,289,394.24	1,128,144.08	0.87494	0.12506	80.00
26.5	161,250.16	161,250.16	1.00000	0.00000	10.00
27.5	268.81	0.00	0.00000	1.00000	0.00
28.5	268.81	0.00	0.00000	1.00000	0.00
29.5	808.81	0.00	0.00000	1.00000	0.00
30.5	808.81	0.00	0.00000	1.00000	0.00
31.5	808.81	0.00	0.00000	1.00000	0.00
32.5	808.81	0.00	0.00000	1.00000	0.00
33.5	808.81	0.00	0.00000	1.00000	0.00
34.5	808.81	540.00	0.66765	0.33235	0.00
35.5	268.81	268.81	1.00000	0.00000	0.00
36.5	0.00	0.00	0.00000	1.00000	0.00

SDG&E
 2024 GRC - APP
 Depreciation

Observed Life Table

Scenario: SDGE Actuarial @ 2020

Account: C395.10-Laboratory Eq -Other

Placement Band: 1991 - 2020

Observation Band: 1991 - 2020

Age at Beginning of Interval	Exposures at Beginning of Interval	Retirements During Interval	Retirement Ratio	Survivor Ratio	Percent Surv at Beginning of Interval
0	2,118,011.82	0.00	0.00000	1.00000	100.00
0.5	2,114,093.45	0.00	0.00000	1.00000	100.00
1.5	2,129,010.45	0.00	0.00000	1.00000	100.00
2.5	2,129,010.45	11,671.00	0.00548	0.99452	100.00
3.5	2,117,339.45	0.00	0.00000	1.00000	99.45
4.5	1,931,557.90	0.00	0.00000	1.00000	99.45
5.5	1,931,557.90	4,186.00	0.00217	0.99783	99.45
6.5	1,927,371.90	0.00	0.00000	1.00000	99.24
7.5	1,927,371.90	0.00	0.00000	1.00000	99.24
8.5	1,927,371.90	0.00	0.00000	1.00000	99.24
9.5	1,916,373.44	0.00	0.00000	1.00000	99.24
10.5	1,751,245.71	0.00	0.00000	1.00000	99.24
11.5	1,751,245.71	0.00	0.00000	1.00000	99.24
12.5	1,706,755.36	0.00	0.00000	1.00000	99.24
13.5	1,148,534.05	0.00	0.00000	1.00000	99.24
14.5	1,148,534.05	0.00	0.00000	1.00000	99.24
15.5	1,148,534.05	0.00	0.00000	1.00000	99.24
16.5	1,148,534.05	0.00	0.00000	1.00000	99.24
17.5	590,788.66	0.00	0.00000	1.00000	99.24
18.5	590,788.66	0.00	0.00000	1.00000	99.24
19.5	475,546.19	0.00	0.00000	1.00000	99.24
20.5	322,952.11	0.00	0.00000	1.00000	99.24
21.5	322,952.11	0.00	0.00000	1.00000	99.24
22.5	322,952.11	0.00	0.00000	1.00000	99.24
23.5	322,952.11	0.00	0.00000	1.00000	99.24
24.5	322,952.11	14,917.17	0.04619	0.95381	99.24
25.5	308,034.94	308,034.94	1.00000	0.00000	94.65
26.5	0.00	0.00	0.00000	1.00000	0.00

Actuarial Life Analysis

Account: C395.10-Laboratory Eq -Other
 Scenario: SDGE Actuarial @ 2020
 Placement Band: 1924 - 1951
 Function: Survivorship Annual Rate Method
 Weighting: Unweighted
 T-Cut: None

Observation Band	<u>Censoring</u>		Error Sum of Squares	<u>Best Fit</u>	
	Age	Percent		Disp	ASL
1947 -1951	27.5	86.45	0.01368931	R0.5	75.35
1948 -1952	28.5	83.09	0.03878066	R0.5	54.19
1949 -1953	29.5	79.36	0.07326449	R0.5	44.82
1950 -1954	30.5	93.82	0.00312825	R0.5	161.26
1951 -1955	31.5	95.70	0.00116540	R1	184.71
1952 -1956	32.5	98.52	0.00030256	R2	203.45
1953 -1957	33.5	99.59	0.00002451	L3	110.08
1954 -1958	34.5	64.02	0.15442956	L0	48.56
1955 -1959	35.5	45.38	0.47284102	L0	31.10
1956 -1960	36.5	17.25	0.10895596	L2	25.16
1957 -1961	37.5	17.55	0.11131963	L2	23.89
1958 -1962	38.5	15.10	0.14854826	L2.5	23.61
1959 -1963	39.5	16.28	0.26918730	L3	24.39
1960 -1964	40.5	8.81	0.22764712	L3	22.37
1961 -1965	41.5	78.51	0.13450221	R0.5	59.36
1962 -1966	42.5	98.09	0.00115335	R2	231.94
1963 -1967	43.5	99.16	0.00030188	R3	156.62
1964 -1968	44.5	99.41	0.00014455	R3	193.81
1965 -1969		1.00			
1966 -1970		1.00			
1967 -1971		1.00			
1968 -1972	48.5	71.54	0.02098283	S1	65.58
1969 -1973	49.5	59.74	0.13938553	R0.5	49.37
1970 -1974	50.5	59.67	0.08639568	R0.5	52.28
1971 -1975	51.5	53.41	0.08693826	R0.5	50.63
1972 -1976	52.5	29.90	0.68281799	L0	32.78
1973 -1977	53.5	89.69	0.06568454	R0.5	126.93
1974 -1978	54.5	68.69	0.23213184	S1	62.26
1975 -1979	55.5	83.70	0.04862933	S1	85.84
1976 -1980	56.5	90.41	0.01026159	S1	112.87
1977 -1981	57.5	92.16	0.00558923	S1	126.94
1978 -1982	58.5	44.58	0.92168893	L0	46.07
1979 -1983	59.5	43.52	1.29222469	L0	43.08
1980 -1984	60.5	46.77	1.20451274	L0	45.97
1981 -1985	61.5	47.74	1.20259340	L0	47.22
1982 -1986	62.5	28.15	2.00114636	L0	34.10
1983 -1987		1.00			
1984 -1988	64.5	0.54	0.17328732	L3	24.37
1985 -1989	65.5	0.00	0.15022294	L3	24.66
1986 -1990	66.5	0.00	0.00473379	SQ	18.85
1987 -1991	67.5	0.00	0.32377832	R5	20.60
1988 -1992	68.5	0.00	0.35750143	R2.5	17.94
1989 -1993	69.5	0.00	2.11947102	R1	43.30
1990 -1994	70.5	0.00	1.81467895	R0.5	36.08

Actuarial Life Analysis

SDG&E
2024 GRC - APP
Depreciation

Account: C395.10-Laboratory Eq -Other

Scenario: SDGE Actuarial @ 2020

Placement Band: 1924 - 1995

Function: Survivorship Annual Rate Method

Weighting: Unweighted

T-Cut: None

Observation Band	<u>Censoring</u>		Error Sum of Squares	<u>Best Fit</u>	
	Age	Percent		Disp	ASL
1991 -1995	71.5	0.00	1.78094103	R0.5	37.43
1992 -1996	72.5	0.00	1.10228314	L0	39.33
1993 -1997	73.5	0.00	0.50153363	L1.5	22.36
1994 -1998		0.00			
1995 -1999		0.00			
1996 -2000	74.5	0.00	0.12543971	R4	19.74
1997 -2001	75.5	0.00	0.20424871	R4	19.69
1998 -2002	76.5	0.00	0.34554509	S6	22.11
1999 -2003	77.5	0.00	0.00358997	SQ	22.89
2000 -2004	78.5	43.69	1.94768676	L0	52.14
2001 -2005	79.5	0.00	0.03171961	SQ	23.87
2002 -2006	80.5	0.00	0.00549081	SQ	23.97
2003 -2007	81.5	0.00	0.00171396	SQ	24.01
2004 -2008	82.5	0.00	0.00000000	SQ	24.20
2005 -2009	83.5	0.00	0.00000000	SQ	24.20
2006 -2010	84.5	0.00	0.00000000	SQ	24.20
2007 -2011	85.5	0.00	0.00006075	SQ	24.04
2008 -2012	86.5	0.00	0.00009075	SQ	24.03
2009 -2013	87.5	0.00	0.00008427	SQ	24.03
2010 -2014	88.5	16.71	3.32991680	L2	34.91
2011 -2015	89.5	0.00	0.00725015	SQ	24.30
2012 -2016	90.5	0.00	0.04967508	SQ	24.39
2013 -2017	91.5	0.00	0.08543773	SQ	24.42
2014 -2018	92.5	0.00	0.02653017	SQ	24.29
2015 -2019	93.5	0.00	0.00878778	SQ	24.28
2016 -2020	94.5	0.00	0.01408630	SQ	24.31

Actuarial Life Analysis

SDG&E
2024 GRC - APP
Depreciation

Account: C395.10-Laboratory Eq -Other

Scenario: SDGE Actuarial @ 2020

Placement Band: 1924 - 2020

Function: Survivorship Annual Rate Method

Weighting: Unweighted

T-Cut: None

Observation Band	<u>Censoring</u>		Error Sum <u>of Squares</u>	<u>Best Fit</u>	
	Age	Percent		Disp	ASL
1947 -2020	96.5	0.00	0.43882416	R5	24.43
1952 -2020	96.5	0.00	0.44063393	R5	24.42
1957 -2020	96.5	0.00	0.44977858	R5	24.37
1962 -2020	96.5	0.00	0.46042297	R5	24.32
1967 -2020	96.5	0.00	0.46455814	R5	24.30
1972 -2020	96.5	0.00	0.46763362	R5	24.28
1977 -2020	96.5	0.00	0.49589935	R5	24.15
1982 -2020	96.5	0.00	0.50347179	R5	24.11
1987 -2020	96.5	0.00	0.51704333	R5	24.06
1992 -2020	96.5	0.00	0.53290310	R5	23.99
1997 -2020	96.5	0.00	0.31978125	S6	25.26
2002 -2020	96.5	0.00	0.01542027	SQ	26.24
2007 -2020	96.5	0.00	0.00248765	SQ	26.26
2012 -2020	96.5	0.00	0.01869698	SQ	26.33
2017 -2020		0.00			