

**BEFORE THE PUBLIC UTILITIES COMMISSION  
OF THE STATE OF CALIFORNIA**

Order Instituting Rulemaking on the  
Commission's Own Motion to Conduct a  
Comprehensive Examination of Investor Owned  
Electric Utilities' Residential Rate Structures,  
the Transition to Time Varying and Dynamic  
Rates, and Other Statutory Obligations.

Rulemaking 12-06-013  
(Filed June 21, 2012)

**PETITION FOR MODIFICATION OF D.15-07-001 AND D.17-07-006 BY SAN DIEGO  
GAS & ELECTRIC COMPANY (U 902-E)**

Steven C. Nelson  
*Attorney for*  
**SAN DIEGO GAS & ELECTRIC COMPANY**

8330 Century Park Court  
San Diego, CA 92123  
Telephone: (619) 699-5136  
Facsimile: (619) 699-5027  
Email: [snelson@semprautilities.com](mailto:snelson@semprautilities.com)

November 30, 2018

**TABLE OF CONTENTS**

**I. INTRODUCTION** ..... 1

**II. BACKGROUND** ..... 2

**A. D.15-07-001 - Generally** ..... 2

**B. D.15-07-001 - The Adoption of the High Usage Charge** ..... 4

**C. D.17-07-006 – Modifying Aspects of the High Usage Charge** ..... 6

**D. Resolution E-4870** ..... 7

**III. SDG&E’S EXPERIENCE IMPLEMENTING THE HIGH USAGE CHARGE**..... 8

**A. Extreme Temperatures in Summer 2018 Impacted SDG&E’s HUC Experience**..... 9

**B. Complications in Implementing SDG&E’s Glidepath Differentials Have Impacted SDG&E’s HUC Experience** ..... 10

**IV. DISCUSSION** ..... 11

**A. Although the Commission Made it Clear in D.15-07-001 that it Did Not Want to “Reward” High Usage Customers, the Impact of the High Usage Charge on SDG&E’s Residential Customers Has Been Unnecessarily Punitive** ..... 11

**B. When the Commission Adopted the High Usage Charge, the High Usage Charge Was Intended to Apply Only to a “Small” Number or “Narrow Subset” of Customers, Not “Ordinary” Customers, But This Has Not Been SDG&E’s Experience** ..... 13

**C. The High Usage Charge is Not Needed to Drive Conservation in SDG&E’s Service Territory.** ..... 15

**D. If the Commission Suspends SDG&E’s High Usage Charge, As SDG&E Requests in this Petition, the Impacts on SDG&E’s Tier 1 and Tier 2 Customers Will be Limited**..... 18

**V. REQUIREMENTS OF RULE 16.4** ..... 18

**A. Rule 16.4(b)**..... 18

**B. Rule 16.4(c)** ..... 19

**C. Rule 16.4(d)**..... 19

**D. Proposed Schedule** ..... 20

**VI. CONCLUSION** ..... 21

Appendix A – Declaration of Katelin Scanlan  
Appendix B – Declaration of Brian D’Agostino  
Appendix C – Declaration of Cynthia Fang

**BEFORE THE PUBLIC UTILITIES COMMISSION  
OF THE STATE OF CALIFORNIA**

Order Instituting Rulemaking on the  
Commission’s Own Motion to Conduct a  
Comprehensive Examination of Investor Owned  
Electric Utilities’ Residential Rate Structures,  
the Transition to Time Varying and Dynamic  
Rates, and Other Statutory Obligations.

Rulemaking 12-06-013  
(Filed June 21, 2012)

**PETITION FOR MODIFICATION OF D.15-07-001 AND D.17-07-006 BY SAN DIEGO  
GAS & ELECTRIC COMPANY (U 902-E)**

**I. INTRODUCTION**

Pursuant to Rule 16.4 of the California Public Utilities Commission’s (“CPUC” or “Commission”) Rules of Practice and Procedure (“Rules”), San Diego Gas & Electric Company (“SDG&E”) respectfully files this Petition for Modification (“Petition”) of Decision (“D.”) 15-07-001 and D.17-07-006.

In this Petition, SDG&E seeks to suspend application to SDG&E’s residential customers of the High Usage Charge (“HUC”) that the Commission adopted in D.15-07-001, as modified by D.17-07-006. In D.15-07-001 and D.17-07-006, the Commission referred to the High Usage Charge as the Super-User Electric [or Electricity] Surcharge, or “SUE Surcharge.”<sup>1</sup>

As discussed in more detail below, SDG&E is seeking to suspend application of the High Usage Charge to SDG&E’s residential customers for the following reasons:

- Although the Commission made it clear in D.15-07-001 that it did not want to “reward” high usage customers, the impact of the High Usage Charge on SDG&E’s residential customers has been unnecessarily punitive.
- When the Commission adopted the High Usage Charge, the High Usage Charge was intended to apply only to a “small” number or “narrow subset” of customers, not “ordinary” customers, but this has not been SDG&E’s experience.

---

<sup>1</sup> See, e.g., D.15-07-001 at 121 and D.17-07-006 at 3.

- The High Usage Charge is not needed to drive conservation in SDG&E’s service territory.
- If the Commission suspends SDG&E’s High Usage Charge, as SDG&E requests, the impacts on SDG&E’s Tier 1 and Tier 2 customers will be limited.

This Petition is organized into the following sections:

- Introduction
- Background
- SDG&E’s Experience Implementing the High Usage Charge
- Discussion
- Requirements of Rule 16.4
- Conclusion

Per Commission Rule 16.4(b), SDG&E has supported the factual allegations in this Petition with citations to the record and/or declarations as appropriate. The declarations are set forth in Appendices A, B and C:

- Appendix A – Declaration of Katelin Scanlan;
- Appendix B – Declaration of Brian D’Agostino; and
- Appendix C – Declaration of Cynthia Fang.

## **II. BACKGROUND**

### **A. D.15-07-001 - Generally**

In D.15-07-001, the Commission directed the three investor-owned utilities (“IOUs”) “to take the next steps in residential rate reform.”<sup>2</sup> The Commission explained that “[t]his reform is intended to make rates more understandable to customers and more cost-based, and to encourage residential customers to shift usage to times of day that support a cleaner more reliable grid.”<sup>3</sup> The Commission found that “the first step in rate reform must be a narrowing of the existing usage tiers so that electricity prices are more understandable and less distorted due to historical

---

<sup>2</sup> D.15-07-001 at 1-2.

<sup>3</sup> *Id.* at 2.



restrictions.”<sup>4</sup> At the same time, the Commission noted that “we wish to ensure that those customers who consume a disproportionately high amount of energy are not rewarded.”<sup>5</sup>

In D.17-07-006, the Commission summarized D.15-07-001 in more detail as follows:

Decision (D.) 15-07-001 ordered San Diego Gas & Electric Company (SDG&E), Pacific Gas and Electric Company (PG&E), and Southern California Edison (SCE) to flatten the inclining block tiered-rate structure that was in place in 2015, and to default residential customers to a time-of-use (TOU) rate in 2019 (provided that statutory requirements for default TOU are met). The inclining rate structure was intended to encourage conservation through price signals. D.15-07-001 found that many customers did not understand the tiered rate structure and thus did not respond to the price signals from upper tiers. In addition, because of statutory rate freezes, the amount customers paid for their electricity had become disconnected from the cost to provide that electricity. High usage customers (including both low and high income customers), were subsidizing low usage customers (including both low and high income customers), so low usage customers were unaware of the true cost of their energy use. In addition, although the cost to provide electricity varies substantially by time of day, under the tiered rate structure customers paid the same price at all times of the day, regardless of the cost of procuring the electricity at that particular time.<sup>6</sup>

As further explained in D.17-07-006, to achieve the directives of flattening the tiered rate structure and switching residential customers to TOU rates, the Commission, in D.15-07-001:

[S]et a desired end state for the flattened tiered rate structure that consists of two tiers with a 1:1.25 differential. To ensure that the changes in tier structure would be gradual, D.15-07-001 set a glidepath for changes to be made each year. Because each IOU’s rate structure, revenue requirement, and customer base is different, D.15-07-001 set a separate glidepath for each of the IOUs. In addition, D.15-07-001 included a Super-User Electricity Surcharge (SU-E) that would apply to high usage customers (with usage above 400% of baseline) beginning in 2017. The SU-E was included in the glidepath for each IOU.<sup>7</sup>

The specific glidepath that the Commission approved for SDG&E in D.15-07-001 is set forth in the table below:

---

<sup>4</sup> *Id.*

<sup>5</sup> *Id.*

<sup>6</sup> D.17-07-006 at 2-3 (internal citations omitted).

<sup>7</sup> *Id.* at 3-4.

**Per D.15-07-001: Approved Glidepath for Tier Consolidation (SDG&E)<sup>8</sup>**

	<b>Current</b>	<b>2015</b>	<b>2016</b>	<b>2017</b>	<b>2018</b>	<b>2019</b>
Number of Tiers	4 tiers	3 tiers	2 tiers	2 tiers	2 tiers	2 tiers
Usage covered	Tier 1: 0-100% of BQ Tier 2: 101-130% of BQ Tier 3: 131-200% of BQ Tier 4: 200% + of BQ	Tier 1: up to 100% of BQ Tier 2: 101-130% of BQ Tier 3: above 130% of BQ	Tier 1: up to 130% of BQ Tier 2: above 130% of BQ	Tier 1: up to 130% of BQ Tier 2: above 130% of BQ	Tier 1: up to 130% of BQ Tier 2: above 130% of BQ	Tier 1: up to 130% of BQ Tier 2: above 130% of BQ
Tier Differential		1:1.13:2.18	1:1.66	1:1.405	1:1.351	1: 1.25
<b>SUE Surcharge<sup>9</sup></b>	N/A	N/A	N/A	<b>1:1.637</b>	<b>1:1.9</b>	<b>1:2.19</b>

**B. D.15-07-001 - The Adoption of the High Usage Charge**

In D.15-07-001, the Commission explained that in prior California Alternate Rates for Energy (“CARE”) decisions, it had “previously determined, and reaffirmed, that usage above 400% of baseline, even once a year, is considered high usage, and that low-income customers should conserve energy.<sup>10</sup> In D.15-07-001, the Commission found that “[i]t is equally important to signal to customers who are not enrolled in the CARE program that usage above 400% of baseline is high and that they should also conserve.”<sup>11</sup> The Commission explained that “CARE customers receive this signal when the IOU notifies them that they are above 400% of baseline and must take certain steps to stay in the program”<sup>12</sup> and that:

We intend for the SUE Surcharge adopted today to serve a similar notice role: sending a message to customers that their usage is not simply moving into another tier, but that their usage is significantly above typical household use. To be effective, this signal must go beyond a mere indication that the customer has passed into a higher usage tier; the

<sup>8</sup> D.15-07-001 at 293.

<sup>9</sup> SUE Surcharge shown as ratio to Tier 1.

<sup>10</sup> D.15-07-001 at 124.

<sup>11</sup> *Id.*

<sup>12</sup> *Id.*

customer must be able to clearly tell that a portion of their usage was far in excess of the typical household usage and that conservation steps should be taken.<sup>13</sup>

In D.15-07-001, the Commission also found that “customers who use extreme amounts of electricity should not inadvertently be rewarded by rate reform . . .”<sup>14</sup> The Commission explained that: “Although today’s rate reform is not intended [to] ‘reward’ any group of customers, we believe it is important to send a clear message that the most extreme users are not the intended beneficiaries of this decision, and that overall conservation by these superusers remains an important goal.”<sup>15</sup>

With this as background, the Commission determined that:

For the reasons set forth above, we adopt the super user surcharge proposed by CforAT [Center for Accessible Technology] and Greenlining, and establish usage above 400% as the threshold. Utilizing 400% of baseline will align the regulatory signals for low-income customers and all other customers. To underscore this alignment, the IOUs are directed to develop a system to notify customers, similar to that used for the CARE high usage program, when their usage is over 400%. Development of this notice shall be part of the marketing, education and outreach designed specifically for the SUE Surcharge and approved through a tier 2 Advice Letter.<sup>16</sup>

The Commission also directed the IOUs “to apply the additional revenue collected from the SUE Surcharge to Tiers 1 and 2.”<sup>17</sup>

At the time D.15-07-001 was issued, the Commission anticipated that the High Usage Charge would apply only to a “small” number or “narrow subset” of customers,<sup>18</sup> not “ordinary” customers. For example, the Commission explained that:

---

<sup>13</sup> *Id.*

<sup>14</sup> *Id.* at 125.

<sup>15</sup> *Id.* at 126.

<sup>16</sup> *Id.* at 125.

<sup>17</sup> *Id.* at 127.

<sup>18</sup> *Id.* at 127. The Commission stated that “The SUE Surcharge will apply to usage above 400% of baseline (roughly equivalent to the top 2 to 10% of customers.” *Id.* at 125. In footnote 271, the Commission indicated that “The approximate number varies by IOU. Based on their Supplemental Filings, the usage covered by the SUE Surcharge would be as follows. PG&E: top 6.42% of customers

[A] high usage surcharge is a mechanism to target the *small* number of customers who use an extreme amount of energy while minimizing the risk that *ordinary* customers will inadvertently be hit with electricity rates set significantly higher than cost.<sup>19</sup>

In distinguishing between a High Usage Charge and a potential third tier (advocated by some parties to the proceeding), the Commission also explained that:

The SUE Surcharge is different from a third tier in several respects. First, it is designed to target *a narrow subset of customers*. In contrast, the three-tier proposals are set at moderate thresholds that result in more customers falling into the most expensive tier.<sup>20</sup>

### C. D.17-07-006 – Modifying Aspects of the High Usage Charge

When the Commission approved SDG&E’s glidepath for tier consolidation in D.15-07-001, the High Usage Charge differential was shown in relation to the Tier 1 rate.<sup>21</sup> Application of this formula in 2017 would have produced the anomalous result of having SDG&E’s Tier 2 residential rate exceed the High Usage Charge. To remedy this anomaly, SDG&E filed a petition for modification of D.15-07-001.<sup>22</sup>

In D.17-07-006, the Commission resolved SDG&E’s petition by directing SDG&E to calculate SDG&E’s High Usage Charge in relation to SDG&E’s Tier 2 rate, instead of SDG&E’s Tier 1 rate.<sup>23</sup> In D.17-07-006, the Commission also directed the Energy Division, in response to

---

and top 3.1% of usage; SCE: top 9.5% of customers and the top 4.02% of usage; and SDG&E: top 2.5% of customers and the top 7.18% of usage.” *Id.*

<sup>19</sup> *Id.* at 108 (emphasis added).

<sup>20</sup> *Id.* at 127 (emphasis added). The Commission further explained: “For example, for PG&E approximately 11% of usage would fall into a third tier set at 200% of baseline. In contrast, only 3.1% of usage would be subject to the SUE Surcharge. Based on the evidence, we have significant concerns that a large portion of the usage in a Tier 3 would apply to *ordinary* customers. For example, based on the IOU supplemental filings, 16.7% (PG&E), 22.2% (SCE) and 6.2% (SDG&E) customers would fall into a 300% Tier 3 at least once per year.” *Id.* (emphasis added) (internal citations omitted).

<sup>21</sup> *Id.* at 293, footnote 596.

<sup>22</sup> In that same petition for modification, SDG&E joined PG&E and SCE to raise concerns regarding the cap on the amount by which the rate applicable to Tier 1 usage could increase at any one time. D.17-07-006 at 9.

<sup>23</sup> *See, e.g., id.* at Ordering Paragraphs (“OP”) 2 and 3, Conclusions of Law (“COL”) 5, 6 and 9, and Findings of Fact (“FOF”) 17-20. In D.17-07-006, the Commission also authorized PG&E, SDG&E and

SDG&E's then-pending AL 3055-E, to "determine a reasonable ratio to calculate the SU-E using Tier 2 (instead of Tier 1)" and to set "an appropriate start date for SG&E's SU-E."<sup>24</sup>

#### **D. Resolution E-4870**

In Resolution E-4870 (dated August 10, 2017), the Commission determined that SDG&E's SUE rate shall be calculated as a ratio to the "Tier 2 rate that matches the Tier 2 to SUE ratio set in D.15-07-001."<sup>25</sup> For 2017, the Commission determined this ratio to be 1:1.17.<sup>26</sup>

In Resolution E-4870, the Commission also set November 1, 2017 as the date for SDG&E's High Usage Charge to commence. The Commission explained the choice of the start date as follows:

We delay SUE implementation until November 1, 2017. As described and approved in SDG&E AL 2802-E, 2802-E/A/B, SDG&E's ME&O [Marketing, Education and Outreach] plan for implementation of the SUE involves conducting ME&O *prior* to SUE implementation. ME&O in advance of implementation is necessary so that affected customers are not confused by the rate change and so that these customers have time and opportunity to reduce their energy use in order to avoid . . . incurring the SUE surcharge.<sup>27</sup>

The Commission also explained that:

Additionally, to the extent that some customers' high usage and correspondingly high bills may be driven by high summer cooling load, the impacts of a summer season SUE implementation may exacerbate those high bills. The SUE is intended as a conservation signal but a summer season implementation with no pre-implementation ME&O would result in an unnecessarily punitive conservation signal.<sup>28</sup>

---

SCE under certain circumstances to request rate changes that exceed the Tier 1 cap using a Tier 3 Advice Letter ("AL") process.

<sup>24</sup> *Id.* at 23-24. In OP 3 of D.17-07-006, the Commission also deleted the following sentence of D.15-07-001 at 294: "Note that for all customers using over 400%, the SUE Surcharge in 2017 should be no more than 2 cents greater than the 2016 rate for usage at 400% BQ [Baseline Quantity] and the final glidepath should be adjusted accordingly."

<sup>25</sup> Res. E-4870 (August 10, 2017) at 2. As the Commission explained in footnote 6, "We arrive at a Tier 2 to SUE differential of 1.17 by dividing the glidepath's Tier 1 to SUE differential of 1.637 by the glidepath's Tier 1 to Tier 2 differential of 1.405." *Id.*

<sup>26</sup> *Id.*

<sup>27</sup> *Id.* at 12 (emphasis in original).

<sup>28</sup> *Id.*

### III. SDG&E’S EXPERIENCE IMPLEMENTING THE HIGH USAGE CHARGE

Consistent with Resolution E-4870, SDG&E implemented its High Usage Charge on November 1, 2017.<sup>29</sup> Summer 2018 was the first instance where SDG&E’s residential customers experienced a summer season in which they could be potentially impacted by the High Usage Charge. Unfortunately, the combination of the High Usage Charge and an unprecedented and sustained heatwave during the summer of 2018 resulted in extreme bill volatility for a significant number of SDG&E’s residential customers.

Out of SDG&E’s approximately 1.2 million residential customers, approximately 123,400 (over 10%) have been assessed the High Usage Charge at least one month during the time period from first implementation on November 1, 2017 through October 31, 2018.<sup>30</sup> For the first eight months of implementation, which covered primarily SDG&E’s winter rate season, approximately 17,600 of SDG&E’s residential customers on average per month incurred the High Usage Charge<sup>31</sup> However, in the third quarter of 2018 (July, August, and September), the number of impacted customers spiked dramatically, as set forth in the table below:<sup>32</sup>

<b>High Usage Charge Impacted Customers Q3 2018</b>	
July	36,156
August	96,932*
September	46,213

*\*Results updated from preliminary report of 80,899 provided in Q2 PRRR presentation on 9/10/18.*

<sup>29</sup> SDG&E AL 3110-E, approved October 31, 2017 and effective November 1, 2017, reflected SDG&E’s proposed rates with the High Usage Charge included effective November 1, 2017.

<sup>30</sup> Declaration of Katelin Scanlan at Paragraph 4.

<sup>31</sup> *Id.* at Paragraph 5.

<sup>32</sup> *Id.*

The spike in the number of impacted customers in the third quarter took place notwithstanding the significant ME&O efforts SDG&E has undertaken in the last year to inform customers about the High Usage Charge.<sup>33</sup>

As described in more detail below, two key factors not originally contemplated by D.15-07-001 – the extremely high temperatures in Summer 2018 and complications in achieving tier differential reductions as envisioned by SDG&E’s glidepath – have exacerbated residential customers’ experiences with the High Usage Charge.

**A. Extreme Temperatures in Summer 2018 Impacted SDG&E’s HUC Experience**

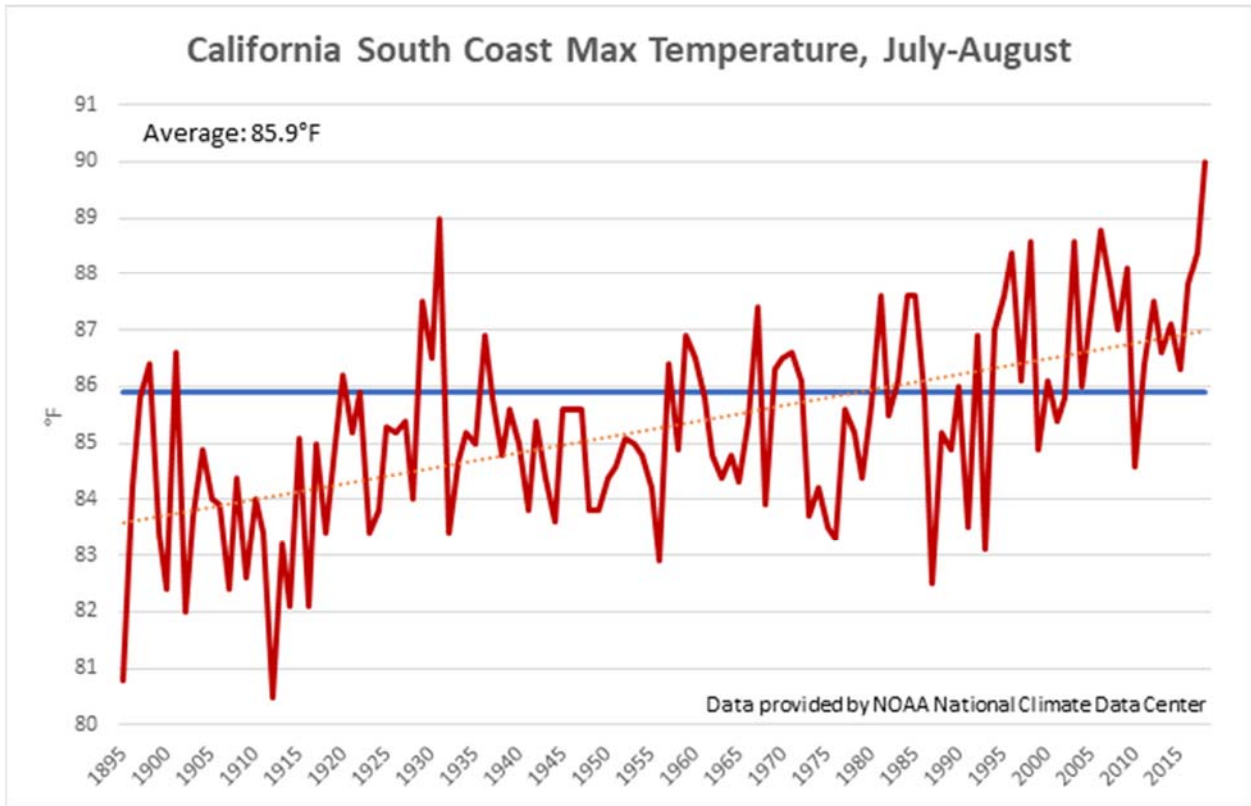
As noted above, this past summer, SDG&E’s service territory also experienced an unprecedented heatwave. Among other things, many locations within the SDG&E service territory experienced their hottest July 1<sup>st</sup> – August 21<sup>st</sup> on record, while the state as a whole recorded its hottest July on record. In addition, during several days in August, the low temperature exceeded the normal high temperature, ocean temperatures in San Diego reached 80 degrees and non-desert communities reached 117 degrees in July.<sup>34</sup> While this might lead some to argue that the unfortunate events from this past summer were an anomaly, the meteorology data suggests that summers have been getting progressively warmer over time and that this trend is expected to continue, as set forth in the graph below:<sup>35</sup>

---

<sup>33</sup> *Id.* at Paragraphs 6 – 8.

<sup>34</sup> Declaration of Brian D’Agostino at Paragraph 4.

<sup>35</sup> *Id.* at Paragraph 5.



**B. Complications in Implementing SDG&E’s Glidepath Differentials Have Impacted SDG&E’s HUC Experience**

The Tier 1 cap has continued to frustrate SDG&E’s ability to reduce T1/T2 differentials consistent with guidance provided in the approved Glidepath. While D.15-07-001 provides guidance for a Tier 1 to Tier 2 differential of 1:1.405, or Tier 2 rates that are 40.5% higher than Tier 1 rates, in 2017 for the introduction of the High Usage Charge, SDG&E’s Tier 2 rates are currently 75% higher than its Tier 1 rates. The glidepath guidance in D.15-07-001 initially contemplated a Tier 1 to High Usage Charge differential of 1:1.637, or a High Usage Charge 63.7% higher than the Tier 1 rate. Today, SDG&E’s Tier 2 rates already exceed that differential.<sup>36</sup>

<sup>36</sup> Declaration of Cynthia Fang (Paragraphs 4 and 5). The Commission has not yet acted on SDG&E’s 2018 glidepath advice letter (AL 3183-E), filed February 15, 2018, so SDG&E continues to operate off of its 2017 glidepath advice letters (AL 3055-E-A, approved September 18, 2017 and effective September 1,



#### IV. DISCUSSION

##### A. **Although the Commission Made it Clear in D.15-07-001 that it Did Not Want to “Reward” High Usage Customers, the Impact of the High Usage Charge on SDG&E’s Residential Customers Has Been Unnecessarily Punitive**

In D.15-07-001, the Commission found that “customers who use extreme amounts of electricity should not inadvertently be rewarded by rate reform . . .”<sup>37</sup> The Commission explained that: “Although today’s rate reform is not intended [to] ‘reward’ any group of customers, we believe it is important to send a clear message that the most extreme users are not the intended beneficiaries of this decision, and that overall conservation by these superusers remains an important goal.”<sup>38</sup>

Although the Commission’s intent was not to “reward” high usage customers, the impact of the High Usage Charge on SDG&E’s residential customers has been unnecessarily punitive. As referenced above and explained in the declaration of Cynthia Fang (Paragraphs 4 and 5), this concern regarding potential reward to high usage customers assumed a reduction to Tier 1 and Tier 2 differentials consistent with the glidepath guidance in D.15-07-001, which has yet to be achieved for SDG&E. The glidepath guidance in D.15-07-001 initially contemplated a Tier 1 to High Usage Charge differential of 1:1.637, or a High Usage Charge 63.7% higher than the Tier 1 rate. Today, SDG&E’s Tier 2 rates alone - currently 75% higher than Tier 1 rates - already exceed that differential. Under tiered rates, because customers pay more at higher levels of usage, when customers use more in certain months, customers bills will increase more than usage. The High Usage Charge further exacerbates bill volatility already embedded in the tiered rates structure during times when customers have heightened energy needs. For the average

---

2017, and AL 3110-E, approved October 31, 2017 and effective November 1, 2017), which the Commission approved in Resolution E-4870.

<sup>37</sup> D.15-07-001 at 125.

<sup>38</sup> *Id.* at 126.

Non-CARE HUC customer, from June to August of this year, average usage increased 63%, while bills increased by 77%, an increase of over \$300 (\$320). For the average CARE HUC customer, from June to August, average usage increased 83%, while bills increased by 110%, an increase of almost \$200 (\$191).<sup>39</sup> This bill volatility becomes even more extreme when we look at customers with only one or two months of High Usage Charge usage.

The elimination of the High Usage Charge will continue to be a critical issue even as SDG&E's residential customers are expected to default to TOU in 2019. Public Utilities ("P.U.") Code Section (§) 745 requires extensive exemptions for residential customers that may be defaulted to TOU. Approximately 440,000 (about 37%) of SDG&E's 1.2 million residential customers are excluded from residential default to TOU.<sup>40</sup> For these customers, the tiered rates will continue to be their standard rate option. These exemptions were determined by the Commission to be necessary to protect residential customers, including CARE and FERA eligible customers in hot zones, from the potential negative impacts of defaulting to TOU. The High Usage Charge may be even more challenging for these customers to avoid.

---

<sup>39</sup> Declaration of Cynthia Fang (Paragraph 10).

<sup>40</sup> As explanation in the declaration of Cynthia Fang (Paragraph 11), in AL 3020-E, filed December 16, 2016, SDG&E proposed to exclude approximately 430,000 of our customers (or 36% of our total 1.2 million residential population) from our TOU pilot per P.U. Code § 745. See AL 3020-E, Attachment B at IV-26. The Commission approved our proposed exclusions in Resolution E-4848 on May 26, 2017. In addition, in D.17-09-036, the Commission also directed SDG&E to exclude our CARE/Family Electric Rate Assistance ("FERA")-eligible customers in our hot climate zone (Mountain and Desert climate zones) from our TOU pilot. (approximately 17,469 residential customers (as of April 17, 2017), including 2,958 CARE customers and 102 FERA customers. SDG&E currently anticipates excluding 12,019 of our hot climate zone customers from default TOU, in addition to the 430,000 customers noted above.

**B. When the Commission Adopted the High Usage Charge, the High Usage Charge Was Intended to Apply Only to a “Small” Number or “Narrow Subset” of Customers, Not “Ordinary” Customers, But This Has Not Been SDG&E’s Experience**

As stated above, when the Commission adopted the High Usage Charge in D.15-07-001, the High Usage Charge was intended to apply only to a “small” number or “narrow subset” of customers, not “ordinary” customers.<sup>41</sup> However, this has not been the case for SDG&E. As noted above, approximately 123,400 of our customers (over 10%) have been assessed with the High Usage Charge since SDG&E first implemented it in November 2017. This is a larger number than anticipated<sup>42</sup> and encompasses a diverse residential population, including CARE and FERA customers, customers from all four of SDG&E’s climate zones and each service type. The tables below are meant to illustrate the various types of customers who SDG&E, while conducting its bill impacts analysis, identified as being impacted by the High Usage Charge. Please note that in order to conduct meaningful bill impact analysis, SDG&E had to use a smaller residential customer population count and therefore the count of customers impacted by the High Usage Charge differs from the count identified above.<sup>43</sup>

---

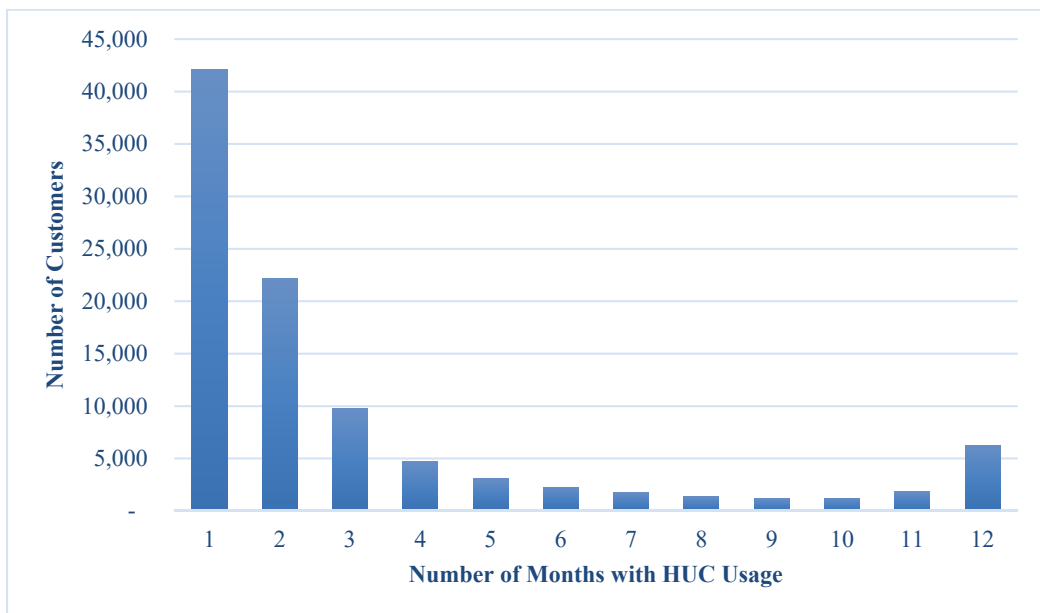
<sup>41</sup> See, e.g., D.15-07-001 at 108 (“a high usage surcharge is a mechanism to target the *small* number of customers who use an extreme amount of energy while minimizing the risk that *ordinary* customers will inadvertently be hit with electricity rates set significantly higher than costs.”) (emphasis added) and at 127 (“The SUE Surcharge is different from a third tier in several respects. First, it is designed to target a *narrow subset of customers* . . .”) (emphasis added).

<sup>42</sup> As explained in the declaration of Katelin Scanlan (at Paragraph 4), based on historic usage, SDG&E originally anticipated approximately 85,000 customers to reach the 400% baseline level and thus incur the High Usage Charge. The 123,400 unique number of customers who were assessed the High Usage Charge represents a 45% increase over anticipated (85,000).

<sup>43</sup> As discussed in more detail in section D below, the attached declaration of Cynthia Fang (Paragraph 7) provides a population bill impact analysis for SDG&E’s proposal to eliminate the High Usage Charge based on historic usage of 937,257 residential customers. Of those 937,257 customers, 90,129 customers were identified to have HUC usage (*i.e.*, usage above 400% of baseline) over a recent 12-month period.

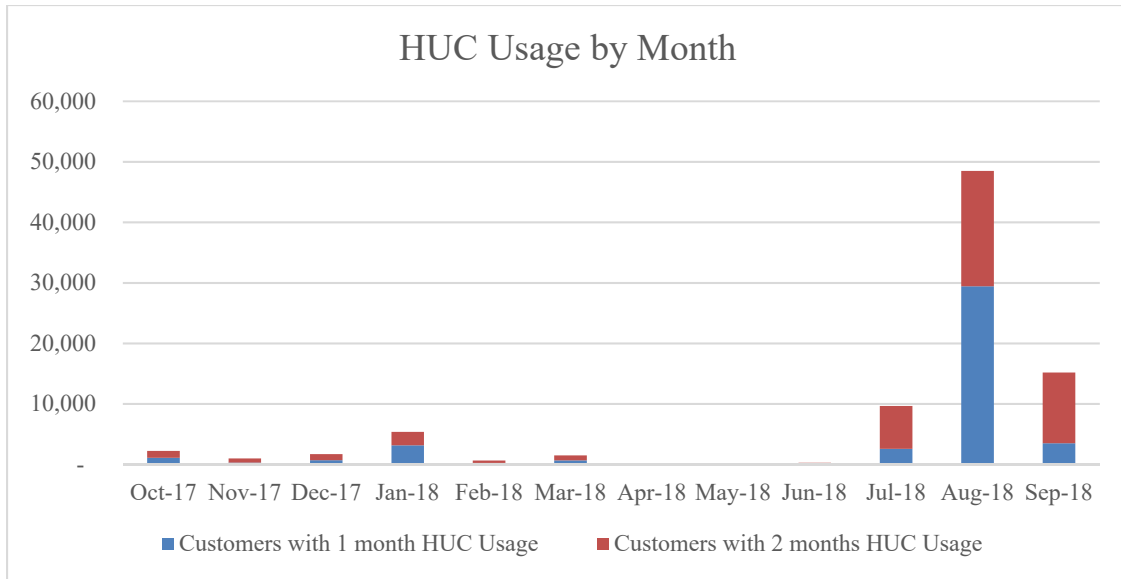
HUC Customers		
<i>Total</i>	90,129	
<i>Non-CARE</i>	82,300	91%
<i>CARE</i>	7,279	8%
<i>FERA</i>	550	1%
HUC Customers by Climate Zone		
<i>Coastal</i>	52,342	58%
<i>Inland</i>	36,844	41%
<i>Mountain</i>	792	1%
<i>Desert</i>	151	0%
HUC Customers by Service Type		
<i>Basic</i>	79,345	88%
<i>All-Electric</i>	10,784	12%

In addition, it is important to distinguish between the customers that have HUC usage one or two months out of the year versus customers who consistently have HUC usage throughout the year. In a review of data from the past year, approximately 43% of High Usage Charge customers had only one month of HUC usage, and 66% (2/3) had HUC usage in only one or two months. See graph below and the declaration of Cynthia Fang (at Paragraph 8).



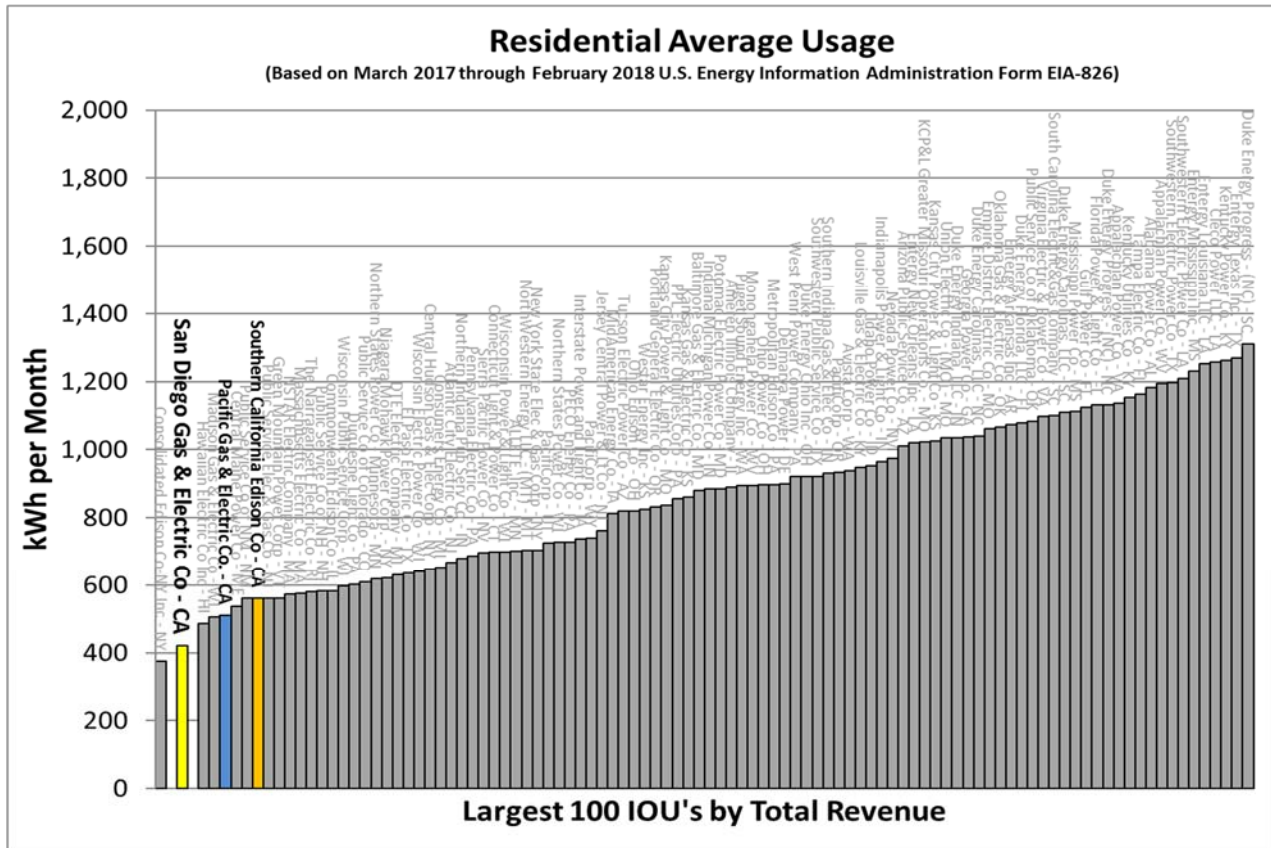
Not surprisingly, those customers who had HUC usage in only one or two months incurred the High Usage Charge during the height of summer, when their usage was driven by

heightened energy needs. As illustrated in the graph below and explained in Cynthia Fang’s declaration (at Paragraph 8), approximately 85% of HUC usage occurred in July through September bills for customers with only one or two months of HUC usage. These customers who had HUC usage in only one or months are likely “ordinary” customers and not the targeted group of customers for which HUC was intended.



**C. The High Usage Charge is Not Needed to Drive Conservation in SDG&E’s Service Territory.**

In addition to the arguments above, it is important to note that the High Usage Charge is not needed to drive conservation in SDG&E’s service territory. As explained in the declaration of Cynthia Fang (Paragraph 12), this is in part because SDG&E’s residential customers already have among the lowest usage rates in the state and in the nation, as demonstrated in the graph below:



In addition, SDG&E’s residential customers already have sufficient price signals to conserve based on the current 1:1.75 differential between its Tier 1 and Tier 2 rates. As the Commission found in D.15-07-001:

To the extent tiered rates may promote energy efficiency or conservation, a mild differential between the two tiers is sufficient to maintain a conservation signal.<sup>44</sup>

In D.15-07-001, the Commission further found that a 25% tier differential represents a “mild” differential.<sup>45</sup>

The Commission explained these findings as follows:

Strikingly, the record does not indicate that an increase in an inclining block rates will lead to a proportional increase in customer conservation. In other words, the evidence demonstrates that a differential provides a price signal to conserve, but the evidence does not demonstrate that a large rate increase would have a correspondingly large impact on

<sup>44</sup> D.15-07-001 at FOF 62.

<sup>45</sup> *Id.* at FOF 72.

conservation. This leads to the conclusion that a mild differential will be sufficient to maintain a conservation price signal.<sup>46</sup>

In addition to SDG&E customers having significantly low usage and SDG&E's tiered residential rates already having a sufficient conservation price signal through its Tier 1 and Tier 2 differential, it should be noted that steeply tiered rates do not incent behavior that reduces a residential customer's marginal cost of service. In D.15-07-001, the Commission clearly recognized that tiered rates fail to provide customers with a price signal that reduces cost of service.<sup>47</sup> Conversely, with TOU rates, customers are able to shift usage from high cost time periods to lower cost time periods in order to save, in addition reducing their total usage. This behavior actually reduces SDG&E's need for and cost of new power plants.

Unlike TOU, which creates a price signal that encourages customers to shift usage into low cost time periods, the only way customers can respond to the High Usage Charge is to reduce usage. Tiered rates create the perverse price signal that the first part of the month is less expensive than the latter part of the month. But as customers enter into higher cost usage (*i.e.*, Tier 2 and HUC) part way through the month, usage is still needed for basic necessities. In summary, it is SDG&E's strong view that suspension of the High Usage Charge in its service territory will have limited impacts on customers' conservation practices, especially given the fact that SDG&E's tier flattening has not proceeded in the manner envisioned by D.15-07-001.

---

<sup>46</sup> *Id.* at 103. In the same paragraph as the quote above, the Commission went on to say: "In addition, a dramatic price signal, such as a high user surcharge for the small group of customers who use the most energy, can be used to effectively target customers with extreme usage." *Id.*

<sup>47</sup> *Id.* at FOF 51, 54, and 55.

**D. If the Commission Suspends SDG&E's High Usage Charge, As SDG&E Requests in this Petition, the Impacts on SDG&E's Tier 1 and Tier 2 Customers Will be Limited**

If the Commission grants this Petition and suspends SDG&E's High Usage Charge, the impacts on SDG&E's Tier 1 and Tier 2 customers will be limited. As set forth in the declaration of Cynthia Fang (Paragraph 9), the elimination of the High Usage Charge would result in changes to Tier 1 and Tier 2 rates of less than 1%. Elimination of the High Usage Charge would result in average annual bill impacts of a reduction of 0.8% for Non-CARE customers; an increase of 0.7% for CARE customers; and an increase of 0.5% for FERA customers. When looking at customers with no HUC usage, the elimination of the High Usage Charge would result in an increase in the average annual bill of less than 1% for Non-CARE, CARE and FERA non-High Usage Charge customers. When looking at customers with HUC usage, the elimination of the High Usage Charge would result in average annual bill impacts of a reduction of 3.7% for Non-CARE customers; a reduction of 0.5% for CARE customers; and a reduction of 0.7% for FERA customers.

For all of the above reasons, SDG&E believes it would be reasonable for the Commission to grant SDG&E's Petition.

**V. REQUIREMENTS OF RULE 16.4**

**A. Rule 16.4(b)**

Rule 16.4(b) states that:

A petition for modification of a Commission decision must concisely state the justification for the requested relief and must propose specific wording to carry out the requested modifications to the decision. Any factual allegations must be supported with specific citations to the record in the proceeding or to matters that may be officially noticed. Allegations of new or changed facts must be supported by an appropriate declaration or affidavit.



## **1. Justification for the Requested Relief**

Per Rule 16.4(b), SDG&E has set forth the justification for its requested relief in the sections above and in the attached declarations.

## **2. Proposed Modifications to D.15-07-001 and D.17-07-006**

SDG&E proposes that, in response to this Petition, the Commission modify D.15-07-001 and D.17-07-006 by adding the following findings of fact:

- The High Usage Charge impacted more than the small number or narrow subset of SDG&E's residential customers than originally anticipated and the resulting bill volatility experienced was unnecessarily punitive for some of these customers.
- Elimination of the High Usage Charge for SDG&E's residential customers will have a limited impact on SDG&E's Tier 1 and Tier 2 customers.

In addition, SDG&E proposes the addition of the following conclusion of law:

- In light of SDG&E's experience implementing the High Usage Charge in the summer of 2018, the High Usage Charge in SDG&E's service territory will be suspended immediately until further notice.

## **3. Factual Allegations**

Per Rule 16.4(b), SDG&E has supported the factual allegations in this Petition with citations to the record and/or declarations as appropriate.

### **B. Rule 16.4(c)**

Rule 16.4(c) states that:

A petition for modification must be filed and served on all parties to the proceeding or proceedings in which the decision proposed to be modified was made. If more than one year has elapsed since the effective date of the decision, the Administrative Law Judge may direct the petitioner to serve the petition on other persons.

Per Rule 16.4(c), SDG&E will be serving its Petition on the residential rate reform rulemaking, Rulemaking 12-06-013, which continues to be an active proceeding.

### **C. Rule 16.4(d)**

Rule 16.4(d) states that:

Except as provided in this subsection, a petition for modification must be filed and served within one year of the effective date of the decision proposed to be modified. If more than one year has elapsed, the petition must also explain why the petition could not have been presented within one year of the effective date of the decision. If the Commission determines that the late submission has not been justified, it may on that ground issue a summary denial of the petition.

As explained above, this past summer – the summer of 2018 - was the first summer that the High Usage Charge applied to SDG&E’s residential customers, and the dramatic spike in the number of impacted customers did not occur until the July-August 2018 time period. As such, it was not possible for SDG&E to file this Petition within one year of the effective dates of D.15-07-001 and D.17-07-006.

#### **D. Proposed Schedule**

Rule 16.4 does not require petitioners to propose a schedule for the Commission’s processing of petitions, however, SDG&E respectfully requests that the Commission act on SDG&E’s Petition by no later than the Commission’s scheduled April 25, 2019 meeting. SDG&E will need approximately 60 days from the date on which the Commission issues its decision to implement the rate change and SDG&E would like to implement the change prior to the start of its summer rate season (June 1 is when SDG&E’s summer rates go into effect),<sup>48</sup> or as soon as possible thereafter.

SDG&E realizes that its proposed schedule is an expedited one, but is very concerned that without timely relief, our customers will be exposed to another very bad summer. For its part, SDG&E will do everything it can to move things along as promptly as possible. For example, SDG&E intends to hold a workshop within a week or two of filing this Petition to provide the Commission and parties with an opportunity to ask questions. SDG&E also commits to attempt to respond to discovery requests as promptly as possible.

---

<sup>48</sup> See, e.g., D.17-08-030, 2017 Cal. PUC LEXIS 360 at OP 7 and COL 3.

**VI. CONCLUSION**

In conclusion, for the reasons set forth above, SDG&E respectfully requests that the Commission grant this Petition by no later than its April 25, 2019 meeting.

Respectfully submitted,

*/s/ Steven C. Nelson* \_\_\_\_\_

Steven C. Nelson

*Attorney for*

**SAN DIEGO GAS & ELECTRIC COMPANY**

November 30, 2018

**Appendix A**  
**Declaration of Katelin Scanlan**

**BEFORE THE PUBLIC UTILITIES COMMISSION  
OF THE STATE OF CALIFORNIA**

Order Instituting Rulemaking on the  
Commission's Own Motion to Conduct a  
Comprehensive Examination of Investor Owned  
Electric Utilities' Residential Rate Structures,  
the Transition to Time Varying and Dynamic  
Rates, and Other Statutory Obligations.

Rulemaking 12-06-013  
(Filed June 21, 2012)

**DECLARATION OF KATELIN SCANLAN ON BEHALF OF SAN DIEGO GAS &  
ELECTRIC COMPANY (U 902-E) IN SUPPORT OF PETITION FOR  
MODIFICATION OF D.15-07-001 AND D. 17-07-006**

I, KATELIN SCANLAN, declare that:

1. I am currently employed by San Diego Gas & Electric Company ("SDG&E") as a Project Manager in SDG&E's Customer Services Department. My current responsibilities include managing strategy for all marketing, education and outreach efforts in support of Rate Reform, including the High Usage Charge.

2. I have reviewed the Petition for Modification ("Petition") of Decision ("D.") 15-07-001 and D.17-07-006 by San Diego Gas & Electric Company to be submitted in the above-captioned matter on November 30, 2018.

3. The Petition asks the California Public Utilities Commission ("CPUC" or "Commission") to suspend application to SDG&E's customers of the High-Usage Charge ("HUC") that the Commission adopted in D.15-07-001, as modified by D.17-07-006. In D.15-07-001 and D.17-07-006, the Commission referred to the High Usage Charge as the Super-User Electric [or Electricity] Surcharge, or "SUE Surcharge."

4. Out of SDG&E's approximately 1.2 million residential customers, approximately 123,400 (over 10%) have been assessed the High Usage Charge at least one month during the time period from first implementation on November 1, 2017 through October 31, 2018. Based on historic usage, SDG&E originally anticipated approximately 85,000 customers to reach the 400% baseline level and thus incur the High Usage Charge. The 123,400 unique customers who were assessed the High Usage Charge represents a 45% increase over anticipated (85,000).

5. The number of SDG&E's residential customers impacted by the High Usage Charge on a monthly basis was as follows:

- November 2017: 22,987
- December 2017: 21,814
- January 2018: 24,538
- February 2018: 17,394
- March 2018: 17,379
- April 2018: 11,911
- May 2018: 11,581
- June 2018: 13,236
- July 2018: 36,156
- August 2018: 96,932
- September 2018: 46,213
- October 2018: 20,700

6. In Resolution E-4870 (dated August 10, 2017), the Commission set November 1, 2017 as the date for SDG&E's High Usage Charge to commence. In anticipation of implementing the High Usage Charge on November 1, 2017, SDG&E took the following actions to educate and inform SDG&E's residential customers about the High Usage Charge. In June of 2017, SDG&E launched its HUC web page ([sdge.com/highusage](http://sdge.com/highusage)) with general information on the statewide initiative. In September 2017, SDG&E updated the page with details about the High Usage Charge implementation. Concurrent with the web page launch, SDG&E began distributing a pocket card, which included general information about the introduction and implementation of HUC throughout

the state and a link to SDG&E's High Usage Charge website. The card was distributed through a variety of channels including community events and SDG&E's Energy Solutions Partner Network. In September of 2017, SDG&E also provided customers general education around baseline allowance and the High Usage Charge in the form of a bill insert, and an awareness letter. The HUC threshold for customers is 400% of the customer's baseline allowance. Three different versions of the awareness letter were distributed: (1) A high risk customer letter with a graphic depicting the months when charges would have been incurred was distributed to customers who crossed 400% of their baseline at least once in the past 12 months; (2) An at-risk customer letter with a similar graphic depicting at-risk months was distributed to customers who reached 350-399% of their baseline at least once in the past 12 months; and (3) Finally, a generic customer letter was sent to more complex customers (including those with net energy metering accounts and multi-family customers with tenants who do not pay SDG&E directly) who were at risk or at high risk of incurring HUC based on the past 12 months. SDG&E also conducted a live call campaign to these more complex customers during October and November of 2017 to provide them with more customized information.

7. Since implementing the High Usage Charge on November 1, 2017, SDG&E has continued to educate and inform SDG&E's residential customers about the High Usage Charge as follows:

All customers receive paper notification through direct mail the first time they approach (350% of baseline allowance) and exceed (400% of their baseline allowance) the HUC threshold. Customers who want to continue to receive High Usage Charge notifications must enroll in the High Usage Charge alert available in My Account. Customers are also able to subscribe to SMS (text) and/or email alerts. In addition, California Alternate Rates for Energy ("CARE") customers

within this population also receive information letting them know about the CARE high usage thresholds (400% threshold for post-enrollment verification; 600% disallowance) including tips and resources to help them lower their use and continue receiving the discount.

In November and December of 2017, SDG&E also implemented an outbound dial campaign to proactively reach out to CARE customers expected to be impacted by the HUC on their November and/or December bills. The target list also included CARE customers who would see an increase of more than \$10 a month and/or an overall 5% monthly bill increase. The campaign aimed to further educate this subset of CARE customers to ensure understanding of the High Usage Charge and – more importantly – understanding of how to avoid the charge and avoid jeopardizing their CARE status. Three call attempts were made to the targeted group. Solutions promoted included the Energy Savings Assistance Program, Medical Baseline, Level Pay Plan, and Time of Use (“TOU”) pricing plans.

In an effort to continue HUC education with new customers in 2018, SDG&E proactively sent an informational piece to those who may be at risk of incurring the charge based on past usage history at their new home. In February 2018, SDG&E sent a proactive educational piece on avoiding HUC to new customers who have had 350%+ historical usage at their premise. This proactive education was repeated in Q2 and Q3 of 2018. All three communications explain how the High Usage Charge may apply and provides resources to help avoid it.

8. To support customers experiencing higher summer bills, SDG&E launched a summer mass media campaign to educate customers about ways to manage energy use and save on their bill. Because of higher energy use associated with a heat wave, thousands of customers incurred the High Usage Charge for the first time. The multichannel campaign provided education, tips, and solutions for the High Usage Charge. SDG&E expanded educational



resources for these customers in a number of ways, which included:

1. Two Frequently-Asked Questions (“FAQ”) style articles on SDG&E’s News Center website, explaining the High Usage Charge and offering methods for managing energy bills;
2. Two print ads addressing the High Usage Charge in publications targeting geographically isolated and multicultural communities;
3. Banner ads and paid ads associated with searches including “high usage charge,” and an ad on Pandora encouraging customers to explore TOU;
4. 10 and 15-second traffic radio IDs in English and Spanish to increase High Usage Charge awareness;
5. An IHeartRadio DJ endorsement providing tips for understanding and avoiding the High Usage Charge;
6. SDG&E launched the [sdge.com/summer](http://sdge.com/summer) landing page with High Usage Charge education and refreshed [sdge.com/highusage](http://sdge.com/highusage) in August 2018 to specifically support customers who incurred the charge during the July/August 2018 heat wave; and
7. A “Five Things You Need to Know” email sent in late August 2018 to CARE and non-CARE customers who experienced bill increases of 15% or more from June 2018 to July 2018. The email promoted assistance programs, Level Pay Plan, alerts, rebates, and savings tips as well as education about the High Usage Charge and Time-of-Use plans.

I declare under penalty of perjury under the laws of the State of California that the foregoing is true and correct, except as to those matters stated to be on information and belief, and as to those matters, I believe them to be true and correct.

Executed this 30<sup>th</sup> day of November 2018, at San Diego, California.

/s/ Katelin Scanlan

Katelin Scanlan

**Appendix B**  
**Declaration of Brian D'Agostino**

**BEFORE THE PUBLIC UTILITIES COMMISSION  
OF THE STATE OF CALIFORNIA**

Order Instituting Rulemaking on the  
Commission’s Own Motion to Conduct a  
Comprehensive Examination of Investor Owned  
Electric Utilities’ Residential Rate Structures,  
the Transition to Time Varying and Dynamic  
Rates, and Other Statutory Obligations.

Rulemaking 12-06-013  
(Filed June 21, 2012)

**DECLARATION OF BRIAN D’AGOSTINO ON BEHALF OF SAN DIEGO GAS &  
ELECTRIC COMPANY (U 902-E) IN SUPPORT OF PETITION FOR MODIFICATION  
OF D.15-07-001 AND D. 17-07-006**

I, BRIAN D’AGOSTINO, declare that:

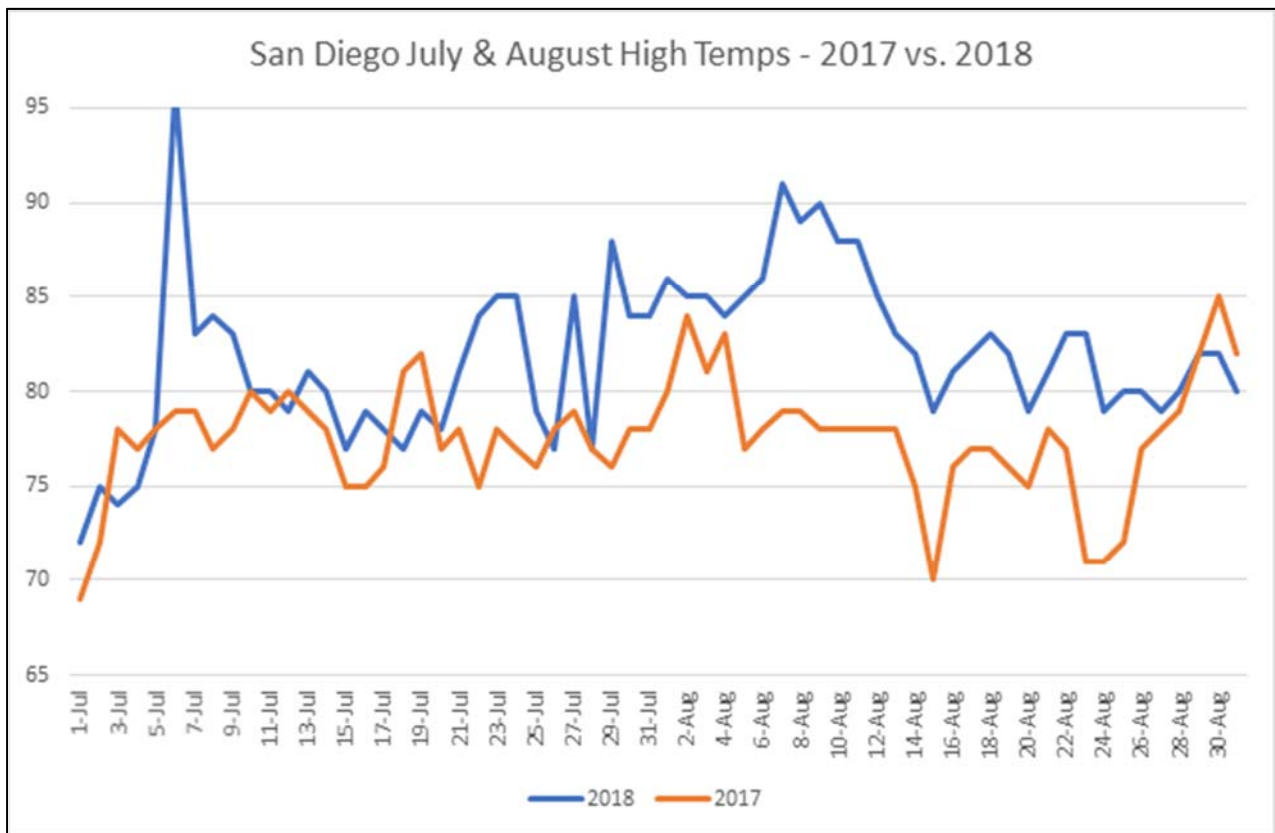
1. I am currently employed by San Diego Gas & Electric Company (“SDG&E”) as the Director of SDG&E’s Fire Science & Climate Adaptation Department. My current responsibilities include oversight of the SDG&E Meteorology Group, which closely monitors and tracks weather conditions across the service territory.

2. I have reviewed the Petition for Modification (“Petition”) of Decision (“D.”) 15-07-001 and D.17-07-006 by San Diego Gas & Electric Company to be submitted in the above-captioned matter on November 30, 2018.

3. The Petition asks the California Public Utilities Commission (“CPUC” or “Commission”) to eliminate application to SDG&E’s customers of the High Usage Charge (“HUC”) that the Commission adopted in D.15-07-001, as modified by D.17-07-006. In D.15-07-001 and D.17-07-006, the Commission referred to the High Usage Charge as the Super-User Electric [or Electricity] Surcharge, or “SUE Surcharge.”

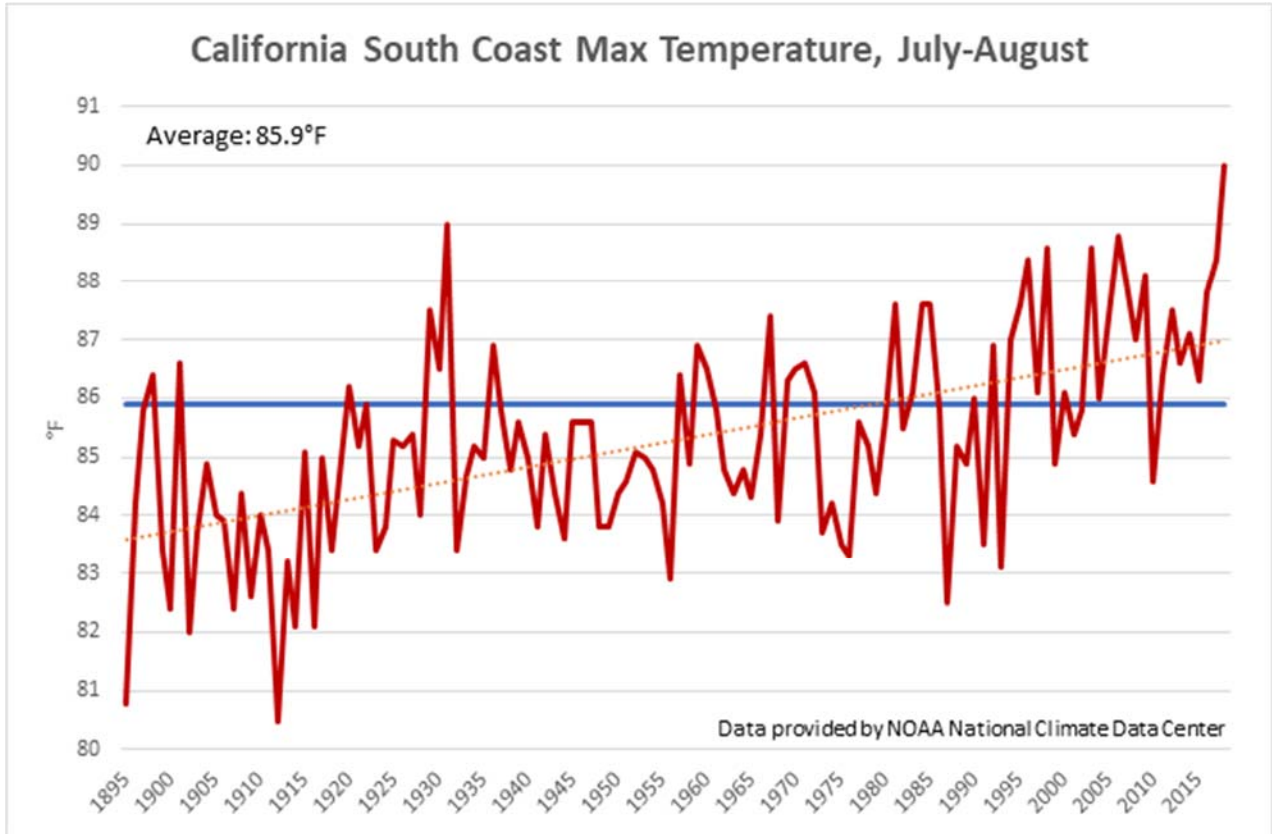
4. This past summer (2018), coastal regions in SDG&E’s service territory experienced

an unprecedented heatwave. Among other things, many locations within the SDG&E service territory experienced their hottest July 1<sup>st</sup> – August 21<sup>st</sup> on record, while the state as a whole recorded its hottest July on record. In addition, during several days in August 2018, the low temperature exceeded the normal high temperature, ocean temperatures in San Diego reached 80 degrees and non-desert communities reached 117 degrees in July 2018. The graph below compares the high temperatures in July and August 2017 versus July and August 2018:



5. Summers have been getting progressively warmer, and that trend is expected to continue. The graph below shows the southern California averaged maximum temperature for July and August from 1895 through 2018. Data are averaged within a zone that runs from Santa Barbara to the Mexico border and includes the main population centers of SDG&E’s service territory. Despite some variability each year, summertime temperatures have been on a general increase since

1895 but have undergone a more steep climb in the past 30 years that currently shows no sign of reversing. This year, the two-month average for southern California was four degrees above the climatological mean of 85.9 degrees, which was the highest in the period of record.



I declare under penalty of perjury under the laws of the State of California that the foregoing is true and correct, except as to those matters stated to be on information and belief, and as to those matters I believe them to be true and correct.

Executed this 30<sup>th</sup> day of November 2018, at San Diego, California.

*/s/ Brian D'Agostino*

Brian D'Agostino

**Appendix C**  
**Declaration of Cynthia Fang**

**BEFORE THE PUBLIC UTILITIES COMMISSION  
OF THE STATE OF CALIFORNIA**

Order Instituting Rulemaking on the  
Commission’s Own Motion to Conduct a  
Comprehensive Examination of Investor Owned  
Electric Utilities’ Residential Rate Structures,  
the Transition to Time Varying and Dynamic  
Rates, and Other Statutory Obligations.

Rulemaking 12-06-013  
(Filed June 21, 2012)

**DECLARATION OF CYNTHIA FANG ON BEHALF OF SAN DIEGO GAS &  
ELECTRIC COMPANY (U 902 E) IN SUPPORT OF PETITION FOR  
MODIFICATION OF  
D.15-07-001 AND D. 17-07-006**

I, CYNTHIA FANG, declare that:

1. I am currently employed by San Diego Gas & Electric Company (“SDG&E”) as the Manager of Energy Research & Analysis in SDG&E’s Business Services Department. My current responsibilities include the oversight of electric forecasting, load analysis, and research.
2. I have reviewed the Petition for Modification (“Petition”) of Decision (“D.”) 15-07-001 and D.17-07-006 by San Diego Gas & Electric Company to be submitted in the above-captioned manner on November 30, 2018.
3. The Petition asks the California Public Utilities Commission (“CPUC” or “Commission”) to suspend application to SDG&E’s customers of the High Usage Charge (“HUC”) that the Commission adopted in D.15-07-001, as modified by D.17-07-006. In D.15-07-001 and D.17-07-006, the Commission referred to the High Usage Charge as the Super-User Electric [or Electricity] Surcharge, or “SUE Surcharge.”
4. In D.15-07-001, the Commission determined that “[a]lthough today’s rate reform

is not intended [to] ‘reward’ any group of customers, we believe it is important to send a clear message that the most extreme users are not the intended beneficiaries of this decision, and that overall conservation by these superusers remains an important goal.”<sup>1</sup> D.15-07-001

implemented the High Usage Charge with the intention that it would continue to provide high-usage customers a conservation price signals as rate reform reduced tier differentials in general.

To ensure that the changes in tier structure would be gradual, D.15-07-001 set a glidepath for changes to be made each year. The specific glidepath that the Commission approved for SDG&E in D.15-07-001 is set forth in Table 1 below.

**Table 1: Approved Glidepath for Tier Consolidation (SDG&E)<sup>2</sup>**

	<b>Current</b>	<b>2015</b>	<b>2016</b>	<b>2017</b>	<b>2018</b>	<b>2019</b>
Number of Tiers	4 tiers	3 tiers	2 tiers	2 tiers	2 tiers	2 tiers
Usage covered	Tier 1: 0-100% of BQ Tier 2: 101-130% of BQ Tier 3: 131-200% of BQ Tier 4: 200% + of BQ	Tier 1: up to 100% of BQ Tier 2: 101-130% of BQ Tier 3: above 130% of BQ	Tier 1: up to 130% of BQ Tier 2: above 130% of BQ	Tier 1: up to 130% of BQ Tier 2: above 130% of BQ	Tier 1: up to 130% of BQ Tier 2: above 130% of BQ	Tier 1: up to 130% of BQ Tier 2: above 130% of BQ
Tier Differential		1:1.13:2.18	1:1.66	1:1.405	1:1.351	1: 1.25
SUE Surcharge <sup>3</sup>	N/A	N/A	N/A	1:1.637	1:1.9	1:2.19

5. Implementation of the glidepath for the reduction of tier differentials is subject to limits on the increase to Tier 1 rates (“Tier 1 Cap”).<sup>4</sup> For SDG&E, the Tier 1 cap continues to frustrate SDG&E’s ability to achieve the differential outlined in the glidepath guidance per D.15-

<sup>1</sup> D.15-07-001 at 126.

<sup>2</sup> *Id.* at 293.

<sup>3</sup> SUE Surcharge shown as ratio to Tier 1.

<sup>4</sup> D.15-07-001 at 294.



07-001. SDG&E’s actual tier differentials are presented in Table 2 below. SDG&E’s current Tier 1 to Tier 2 differential is 1:1.75, that is Tier 2 rates are 75% higher than Tier 1, over twice the differential anticipated for SDG&E in 2018 in D.15-07-001. The glidepath guidance anticipated the HUC differential relative to Tier 1 in 2017 of 63.7%. SDG&E’s current Tier 2 to Tier 1 differential of 75% exceeds the anticipated HUC differential to Tier 1 of 63.7%.

**Table 2: SDG&E Implemented Glidepath for Tier Consolidation**

	2015	2016	2017	2018
Number of Tiers	3 tiers	2 tiers	2 tiers	2 tiers
Usage covered	Tier 1: up to 100% of BQ Tier 2: 101-130% of BQ Tier 3: above 130% of BQ	Tier 1: up to 130% of BQ Tier 2: above 130% of BQ	Tier 1: up to 130% of BQ Tier 2: above 130% of BQ	Tier 1: up to 130% of BQ Tier 2: above 130% of BQ
Tier Differential	1:1.13:2.18	1:2.07	1:1.75	1:1.75
SUE Surcharge	N/A	N/A	1:1.17*	1:1.17*
AL	<a href="#">2783-E</a>	<a href="#">2861-E/A</a>	<a href="#">3055-E/A</a> & <a href="#">3110-E</a>	AL 3183-E <sup>5</sup>

6. D.15-07-001 recognized “that a two-tiered structure is the best rate design at this time.”<sup>6</sup> D.15-07-001 determined:

<sup>5</sup> SDG&E’s Tier 3 Advice Letter (“AL”) 3183-E was filed on February 15, 2018 and included, among other things, proposed changes to the tiered rate structure and California Alternative Rates for Energy (“CARE”) rates, along with a description of why the D.15-07-001 glidepath could not be followed. The Commission has not yet acted on this advice letter and, as a result, current tier differentials continue to reflect those implemented in 2017.

<sup>6</sup> D.15-07-001 at 108. “We find that a two-tiered structure is the best rate design at this time. A two-tiered structure will be the easiest for customers to understand and accept. This is essential given this proceeding’s emphasis on increasing customer understanding electricity rates. A two-tier structure will continue to provide a conservation signal, while bringing rates closer to cost and thereby sending more accurate price signals to customers. In addition, it will minimize the risk that some large households will pay a disproportionate share of electricity costs. As discussed below, a high usage surcharge is a mechanism to target the small number of customers who use an extreme amount of energy while

- “A two-tier rate with 25% differential will encourage overall conservation while reducing bill volatility.”<sup>7</sup>
- “A three-tier rate, however, could unfairly penalize large households.”<sup>8</sup>
- “A two-tiered structure will be the easiest for customers to understand and accept. This is essential given this proceeding’s emphasis on increasing customer understanding electricity rates.”<sup>9</sup>
- “A two-tier structure will continue to provide a conservation signal, while bringing rates closer to cost and thereby sending more accurate price signals to customers.”<sup>10</sup>

While D.15-07-001 states that “[t]he SUE Surcharge is different from a third tier in several respects,”<sup>11</sup> including the design to target a narrow subset of customers and the use of the term super-user electric surcharge, SDG&E’s recent experience indicates many of the same issues persist.

7. D.15-07-001 provided additional guidance on the implementation of the High Usage Charge, specifically that “it is designed to target a narrow subset of customers”<sup>12</sup> and further states “a high usage surcharge is a mechanism to target the small number of customers who use an extreme amount of energy while minimizing the risk that ordinary customers will

---

minimizing the risk that ordinary customers will inadvertently be hit with electricity rates set significantly higher than cost.” *Id.*

<sup>7</sup> *Id.* at 114.

<sup>8</sup> *Id.* at 107. “A three-tier rate, however, could unfairly penalize large households. As discussed in Section 4.3 above, energy usage tends to increase as the number of household members increases. Under the current multi-tier structure, these households tend to fall into the higher tiers more often than small households, resulting in a higher rate per kWh. Under a three-tier rate structure, with evenly spaced tiers, this asymmetry would continue, but a two-tier system would reduce the amount by which larger households pay in excess of the average rate.” *Id.*

<sup>9</sup> *Id.* at 108.

<sup>10</sup> *Id.*

<sup>11</sup> *Id.* at 127.

<sup>12</sup> *Id.*

inadvertently be hit with electricity rates set significantly higher than cost.”<sup>13</sup> While the High Usage Charge was intended to apply only to a small or narrow subset of customers, not ordinary customers, approximately 123,400 of customers (over 10% of SDG&E’s 1.2 million residential customers) have been assessed with the High Usage Charge since SDG&E first implemented it on November 1, 2017.<sup>14</sup>

In addition, the types of customers impacted by the High Usage Charge have been diverse and include CARE and Family Electric Rate Assistance (“FERA”) customers as well as all climate zones and service types. SDG&E calculated bill impacts for 937,257 residential customers. This includes active customers as of August 2018 with a full twelve months of data during the most recent twelve calendar months (September 2017 through August 2018) with certain exclusions.<sup>15</sup> Of these 937,257 customers, 90,129 customers were identified as having HUC usage, *i.e.*, usage above 400% of baseline, during this twelve-month period. Table 3 below provides the distribution of these HUC customers by Non-CARE/CARE/FERA, by climate zone, and by service type.

---

<sup>13</sup> *Id.* at 108.

<sup>14</sup> Includes all residential customers on all tiered rate options during that time period without exclusions, that is, includes active, final, and closed accounts.

<sup>15</sup> This includes residential customers on the standard residential tiered rate, Schedules DR and DRLI. This excludes the following customers: Direct Access/Community Choice Aggregation (“DA/CCA”), Net Energy Metering (“NEM”) and virtual NEM customers, and master-metered and medical baseline.

**Table 3: Distribution of HUC Customers**

<b>HUC Customers</b>		
<i>Total</i>	90,129	
<i>Non-CARE</i>	82,300	91%
<i>CARE</i>	7,279	8%
<i>FERA</i>	550	1%
<b>HUC Customers by Cimate Zone</b>		
<i>Coastal</i>	52,342	58%
<i>Inland</i>	36,844	41%
<i>Mountain</i>	792	1%
<i>Desert</i>	151	0%
<b>HUC Customers by Service Type</b>		
<i>Basic</i>	79,345	88%
<i>All-Electric</i>	10,784	12%

8. D.15-07-001 recognized that a two-tiered rate with small differentials would reduce bill volatility. While the High Usage Charge was intended to be different than a third tier, it effectively continues to be a third tier for residential customers and exacerbates bill volatility in times of heightened energy needs, specifically for customers with HUC usage only during hot summer months. SDG&E reviewed the actual occurrence of HUC usage of 97,737 HUC customers over the 12-month billing period of October 2017 through September 2018.<sup>16</sup> Approximately 66% (2/3) of these HUC customers had HUC usage in only one or two of the twelve months and 43% had HUC usage in only one month out of twelve. See Table 4 and Chart 1 below.

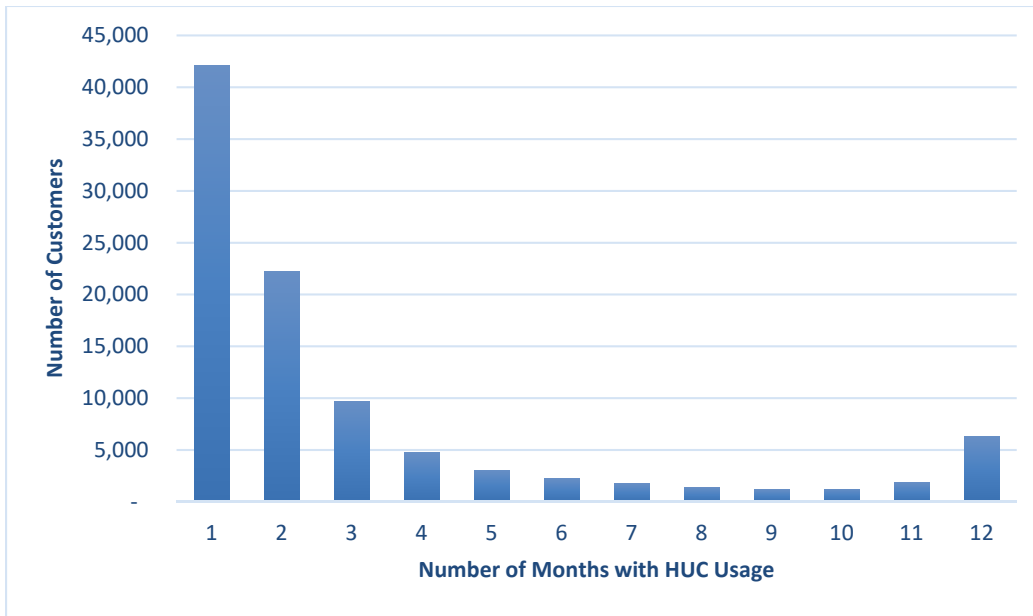
---

<sup>16</sup> This includes residential customers on tiered rates residential tiered rate customers including DA/CCA, NEM and virtual NEM. This excludes the following customers: master-metered and medical baseline.

**Table 4: Numbers of Months of HUC Usage for HUC Customers**

# Months with HUC Usage	# of Customers	
1	42,093	43%
2	22,212	23%
3	9,721	10%
4	4,710	5%
5	3,062	3%
6	2,259	2%
7	1,737	2%
8	1,401	1%
9	1,186	1%
10	1,231	1%
11	1,839	2%
12	6,286	6%
<b>Total</b>	<b>97,737</b>	<b>100%</b>

**Chart 1: Numbers of Months of HUC Usage for HUC Customers**

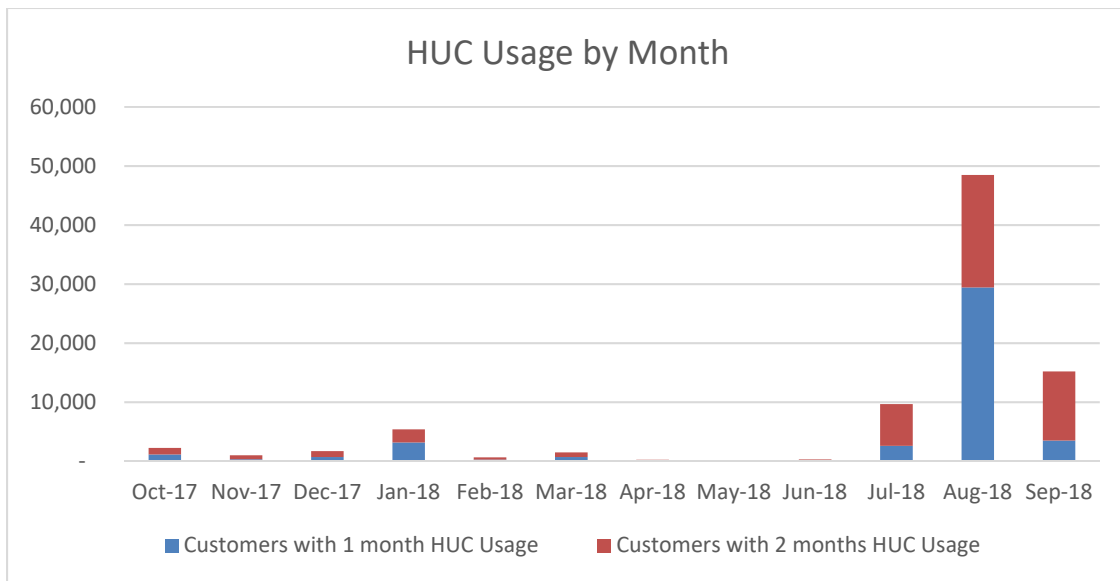


50% of the bills with HUC usage for these customers occurred in the hot summer months of July 2018 through September 2018. For the HUC customers with only one or two months of HUC usage, approximately 85% of the bills with HUC usage occurred in July 2018 through September 2018 bills. See Table 5 and Chart 2.

**Table 5: Months in which HUC bills occurred for HUC Customers**

Customer with HUC Usage												
# Months with HUC Usage	Oct-17	Nov-17	Dec-17	Jan-18	Feb-18	Mar-18	Apr-18	May-18	Jun-18	Jul-18	Aug-18	Sep-18
1	1,118	315	697	3,174	266	687	111	94	126	2,583	29,423	3,499
2	1,123	684	1,005	2,205	387	805	126	82	173	7,089	19,056	11,695
3	2,035	856	1,134	2,256	753	846	198	136	254	5,660	8,081	6,951
4	2,151	1,343	1,318	2,148	704	813	258	200	547	2,515	3,683	3,165
5	1,660	1,468	1,188	1,749	780	739	364	308	590	1,868	2,444	2,142
6	1,425	1,365	1,260	1,610	767	817	440	407	591	1,453	1,832	1,593
7	1,199	1,239	1,222	1,404	759	769	521	470	573	1,195	1,464	1,323
8	1,071	1,065	1,086	1,229	842	822	573	587	673	1,023	1,177	1,060
9	952	958	1,002	1,093	847	852	673	658	730	946	1,019	952
10	1,039	1,044	1,116	1,172	1,017	1,015	889	929	968	1,095	1,056	960
11	1,720	1,788	1,789	1,821	1,724	1,719	1,660	1,684	1,704	1,753	1,799	1,121
12	6,286	6,286	6,286	6,286	6,286	6,286	6,286	6,286	6,286	6,286	6,286	6,286
Total	21,779	18,411	19,103	26,147	15,132	16,170	12,099	11,841	13,215	33,466	77,320	40,747

**Chart 2: Months in which HUC bills occurred for HUC Customers**



9. SDG&E’s proposal to eliminate the High Usage Charge will have limited impacts, less than 1%, to Tier 1 and Tier 2 rates as well as limited bill impacts to customers with Tier 1 and Tier 2 usage only, which will include bills for Non-HUC customers, customers without HUC usage (*i.e.*, with HUC usage defined as usage above 400% of baseline) over the twelve-month period of September 2017 through August 2018, and HUC customers, customers with HUC usage (*i.e.*, usage above 400% of baseline) over the twelve-month period of September 2017 through August 2018. Table 6 below presents the rate impacts associated with

SDG&E’s proposal to eliminate the High Usage Charge.

**Table 6: Current Tiered Rates<sup>17</sup> With and Without HUC**

	Current	Without HUC	Change	% Change
<i>Summer</i>				
Tier 1	26.9	27.1	0.2	0.81%
Tier 2	47.1	47.5	0.4	0.80%
HUC	54.9	47.5	(7.4)	-13.48%
<i>Winter</i>				
Tier 1	22.8	23.0	0.2	0.95%
Tier 2	40.0	40.4	0.4	0.95%
HUC	46.6	40.4	(6.2)	-13.36%

The elimination of the High Usage Charge would result in average annual bill impacts of:

- A reduction of 0.8% for Non-CARE customers
- An increase of 0.7% for CARE customers
- An increase of 0.5% for FERA customers

When looking at customers with no HUC usage, the elimination of the High Usage Charge would result in an increase in the average annual bill of less than 1% for Non-CARE, CARE and FERA non-HUC customers.

When looking at customers with HUC usage, the elimination of the High Usage Charge would result in average annual bill impacts of:

- A reduction of 3.7% for Non-CARE customers
- A reduction of 0.5% for CARE customers
- A reduction of 0.7% for FERA customers

Summaries of annual bill impacts are provided below in Tables 7, 8, and 9.

---

<sup>17</sup> Reflects rates effective November 1, 2018. See AL 3290-E, approved November 15, 2018 and effective November 1, 2018.

**Table 7: Summary of Annual Bill Impacts from the Elimination of HUC – All Customers**

All Customers							
		# Customers	Average Usage	Average Bill - Current	Average Bill - No HUC	Change (\$)	% Change
<b>Non-CARE</b>							
<b>Coastal</b>	<i>Basic</i>	343,481	434	\$ 140.98	\$ 139.18	\$ (1.80)	-1.3%
	<i>All-Electric</i>	92,093	311	\$ 88.21	\$ 88.45	\$ 0.24	0.3%
<b>Inland</b>	<i>Basic</i>	204,183	489	\$ 156.96	\$ 156.01	\$ (0.95)	-0.6%
	<i>All-Electric</i>	56,965	417	\$ 122.10	\$ 122.45	\$ 0.35	0.3%
<b>Mountain</b>	<i>Basic</i>	4,818	550	\$ 177.40	\$ 175.52	\$ (1.88)	-1.1%
	<i>All-Electric</i>	3,269	625	\$ 179.14	\$ 179.71	\$ 0.57	0.3%
<b>Desert</b>	<i>Basic</i>	721	439	\$ 140.73	\$ 139.60	\$ (1.13)	-0.8%
	<i>All-Electric</i>	996	469	\$ 134.31	\$ 135.03	\$ 0.72	0.5%
<b>Non-CARE</b>		706,526	434	\$ 137.61	\$ 136.51	\$ (1.10)	-0.8%
<b>CARE</b>							
<b>Coastal</b>	<i>Basic</i>	81,301	315	\$ 55.57	\$ 55.98	\$ 0.41	0.7%
	<i>All-Electric</i>	32,628	295	\$ 49.56	\$ 49.98	\$ 0.42	0.8%
<b>Inland</b>	<i>Basic</i>	68,836	389	\$ 71.13	\$ 71.62	\$ 0.49	0.7%
	<i>All-Electric</i>	39,830	368	\$ 63.38	\$ 63.87	\$ 0.49	0.8%
<b>Mountain</b>	<i>Basic</i>	954	542	\$ 101.52	\$ 102.23	\$ 0.71	0.7%
	<i>All-Electric</i>	741	720	\$ 125.45	\$ 126.09	\$ 0.64	0.5%
<b>Desert</b>	<i>Basic</i>	215	497	\$ 94.94	\$ 95.57	\$ 0.63	0.7%
	<i>All-Electric</i>	219	671	\$ 121.94	\$ 122.83	\$ 0.89	0.7%
<b>CARE</b>		224,724	347	\$ 61.37	\$ 61.83	\$ 0.46	0.7%
<b>FERA</b>							
<b>Coastal</b>	<i>Basic</i>	2,142	400	\$ 105.93	\$ 106.42	\$ 0.49	0.5%
	<i>All-Electric</i>	770	346	\$ 85.34	\$ 85.99	\$ 0.65	0.8%
<b>Inland</b>	<i>Basic</i>	2,161	488	\$ 133.16	\$ 133.83	\$ 0.67	0.5%
	<i>All-Electric</i>	866	443	\$ 113.66	\$ 114.26	\$ 0.60	0.5%
<b>Mountain</b>	<i>Basic</i>	43	721	\$ 200.23	\$ 201.66	\$ 1.43	0.7%
	<i>All-Electric</i>	23	849	\$ 217.18	\$ 217.68	\$ 0.50	0.2%
<b>Desert</b>	<i>Basic</i>	2	858	\$ 250.84	\$ 252.27	\$ 1.43	0.6%
	<i>All-Electric</i>	-	N/A	N/A	N/A	-	-
<b>FERA</b>		6,007	435	\$ 115.35	\$ 115.95	\$ 0.60	0.5%



**Table 8: Summary of Annual Bill Impacts from the Elimination of HUC – Non-HUC Customers**

No HUC Customers							
		# Customers	Average Usage	Average Bill - Current	Average Bill - No HUC	Change (\$)	% Change
<b>Non-CARE</b>							
<b>Coastal</b>	<i>Basic</i>	298,902	329	\$ 94.66	\$ 95.48	\$ 0.82	0.9%
	<i>All-Electric</i>	87,473	281	\$ 75.91	\$ 76.57	\$ 0.66	0.9%
<b>Inland</b>	<i>Basic</i>	176,294	394	\$ 115.39	\$ 116.39	\$ 1.00	0.9%
	<i>All-Electric</i>	52,578	359	\$ 98.89	\$ 99.75	\$ 0.86	0.9%
<b>Mountain</b>	<i>Basic</i>	4,280	425	\$ 123.56	\$ 124.62	\$ 1.06	0.9%
	<i>All-Electric</i>	3,103	562	\$ 153.56	\$ 154.89	\$ 1.33	0.9%
<b>Desert</b>	<i>Basic</i>	651	331	\$ 94.96	\$ 95.77	\$ 0.81	0.9%
	<i>All-Electric</i>	945	420	\$ 115.23	\$ 116.22	\$ 0.99	0.9%
<b>Non-CARE</b>		624,226	345	\$ 98.76	\$ 99.62	\$ 0.86	0.9%
<b>CARE</b>							
<b>Coastal</b>	<i>Basic</i>	78,925	302	\$ 52.14	\$ 52.60	\$ 0.46	0.9%
	<i>All-Electric</i>	32,076	289	\$ 48.06	\$ 48.48	\$ 0.42	0.9%
<b>Inland</b>	<i>Basic</i>	65,463	367	\$ 65.13	\$ 65.69	\$ 0.56	0.9%
	<i>All-Electric</i>	38,960	356	\$ 60.48	\$ 61.00	\$ 0.52	0.9%
<b>Mountain</b>	<i>Basic</i>	895	507	\$ 91.21	\$ 92.01	\$ 0.80	0.9%
	<i>All-Electric</i>	721	688	\$ 116.96	\$ 117.99	\$ 1.03	0.9%
<b>Desert</b>	<i>Basic</i>	200	469	\$ 87.52	\$ 88.27	\$ 0.75	0.9%
	<i>All-Electric</i>	205	634	\$ 112.59	\$ 113.56	\$ 0.97	0.9%
<b>CARE</b>		217,445	332	\$ 57.41	\$ 57.91	\$ 0.50	0.9%
<b>FERA</b>							
<b>Coastal</b>	<i>Basic</i>	1,970	362	\$ 91.69	\$ 92.49	\$ 0.80	0.9%
	<i>All-Electric</i>	727	325	\$ 78.19	\$ 78.87	\$ 0.68	0.9%
<b>Inland</b>	<i>Basic</i>	1,895	434	\$ 113.00	\$ 113.97	\$ 0.97	0.9%
	<i>All-Electric</i>	807	401	\$ 98.89	\$ 99.75	\$ 0.86	0.9%
<b>Mountain</b>	<i>Basic</i>	36	626	\$ 165.60	\$ 167.04	\$ 1.44	0.9%
	<i>All-Electric</i>	21	719	\$ 169.03	\$ 170.52	\$ 1.49	0.9%
<b>Desert</b>	<i>Basic</i>	1	788	\$ 223.00	\$ 224.90	\$ 1.90	0.9%
	<i>All-Electric</i>	-	N/A	N/A	N/A	-	-
<b>FERA</b>		5,457	391	\$ 99.17	\$ 100.03	\$ 0.86	0.9%

**Table 9: Summary of Annual Bill Impacts from the Elimination of HUC – HUC Customers**

HUC Customers							
		# Customers	Average Usage	Average Bill - Current	Average Bill - No HUC	Change (\$)	% Change
<b>Non-CARE</b>							
<b>Coastal</b>	<i>Basic</i>	44,579	1,132	\$ 451.57	\$ 432.16	\$ (19.41)	-4.3%
	<i>All-Electric</i>	4,620	877	\$ 321.01	\$ 313.26	\$ (7.75)	-2.4%
<b>Inland</b>	<i>Basic</i>	27,889	1,085	\$ 419.75	\$ 406.45	\$ (13.30)	-3.2%
	<i>All-Electric</i>	4,387	1,113	\$ 400.31	\$ 394.50	\$ (5.81)	-1.5%
<b>Mountain</b>	<i>Basic</i>	538	1,537	\$ 605.78	\$ 580.47	\$ (25.31)	-4.2%
	<i>All-Electric</i>	166	1,815	\$ 657.32	\$ 643.60	\$ (13.72)	-2.1%
<b>Desert</b>	<i>Basic</i>	70	1,444	\$ 566.35	\$ 547.20	\$ (19.15)	-3.4%
	<i>All-Electric</i>	51	1,386	\$ 487.95	\$ 483.42	\$ (4.53)	-0.9%
<b>Non-CARE</b>		82,300	1,105	\$ 432.27	\$ 416.29	\$ (15.98)	-3.7%
<b>CARE</b>							
<b>Coastal</b>	<i>Basic</i>	2,376	747	\$ 169.39	\$ 168.38	\$ (1.01)	-0.6%
	<i>All-Electric</i>	552	654	\$ 137.30	\$ 137.17	\$ (0.13)	-0.1%
<b>Inland</b>	<i>Basic</i>	3,373	824	\$ 187.63	\$ 186.59	\$ (1.04)	-0.6%
	<i>All-Electric</i>	870	889	\$ 193.34	\$ 192.36	\$ (0.98)	-0.5%
<b>Mountain</b>	<i>Basic</i>	59	1,082	\$ 257.88	\$ 257.29	\$ (0.59)	-0.2%
	<i>All-Electric</i>	20	1,868	\$ 431.37	\$ 418.09	\$ (13.28)	-3.1%
<b>Desert</b>	<i>Basic</i>	15	873	\$ 193.86	\$ 192.78	\$ (1.08)	-0.6%
	<i>All-Electric</i>	14	1,205	\$ 258.82	\$ 258.50	\$ (0.32)	-0.1%
<b>CARE</b>		7,279	799	\$ 179.93	\$ 178.95	\$ (0.98)	-0.6%
<b>FERA</b>							
<b>Coastal</b>	<i>Basic</i>	172	832	\$ 268.98	\$ 265.93	\$ (3.05)	-1.1%
	<i>All-Electric</i>	43	698	\$ 206.22	\$ 206.39	\$ 0.17	0.1%
<b>Inland</b>	<i>Basic</i>	266	867	\$ 276.77	\$ 275.26	\$ (1.51)	-0.6%
	<i>All-Electric</i>	59	1,021	\$ 315.60	\$ 312.72	\$ (2.88)	-0.9%
<b>Mountain</b>	<i>Basic</i>	7	1,208	\$ 378.35	\$ 379.72	\$ 1.37	0.4%
	<i>All-Electric</i>	2	2,210	\$ 722.74	\$ 712.91	\$ (9.83)	-1.4%
<b>Desert</b>	<i>Basic</i>	1	928	\$ 278.68	\$ 279.64	\$ 0.96	0.4%
	<i>All-Electric</i>	-	N/A	N/A	N/A	-	-
<b>FERA</b>		550	869	\$ 275.90	\$ 273.91	\$ (1.99)	-0.7%

Detailed population level bill impacts analysis is provided in the following attachments:<sup>18</sup>

- Attachment A: Population bill impacts including:
  - Non-CARE, CARE, FERA
  - Climate Zones (Coastal, Inland, Mountain, Desert)
  - Service Types (Basic, All-Electric)
  - Seasonal (Annual, Summer, Winter)
- Attachment B: Customers with no HUC usage during the 12-month period

<sup>18</sup> Bill impact analysis is based on historic 12-month usage (September 2017 – August 2018) of 937,257 residential tiered rate customers. This excludes the following customers: master-metered, DA/CCA, medical baseline, NEM, and virtual NEM.

- Non-CARE, CARE, FERA
- Climate Zones (Coastal, Inland, Mountain, Desert)
- Service Types (Basic, All-Electric)
- Seasonal (Annual, Summer, Winter)
- Attachment C: Customers with HUC usage during the 12-month period
  - Non-CARE, CARE, FERA
  - Climate Zones (Coastal, Inland, Mountain, Desert)
  - Service Types (Basic, All-Electric)
  - Seasonal (Annual, Summer, Winter)

10. While D.15-07-001 reaffirmed “that usage above 400% of baseline, even once a year, is considered high usage,”<sup>19</sup> the decision also recognized that “[s]teeply tiered rates also result in more volatile bills for residential customers. This volatility is felt most acutely in areas such as Central Valley where a few hot summer days can cause a bill to double month over month.”<sup>20</sup> SDG&E’s residential customers experienced the added volatility created by the High Usage Charge this past summer of 2018.

From June to August, for Non-CARE customers, average usage increased 63%, while bills increased by 77%, an increase of over \$300 (\$320). See Table 10 and Chart 3 below.

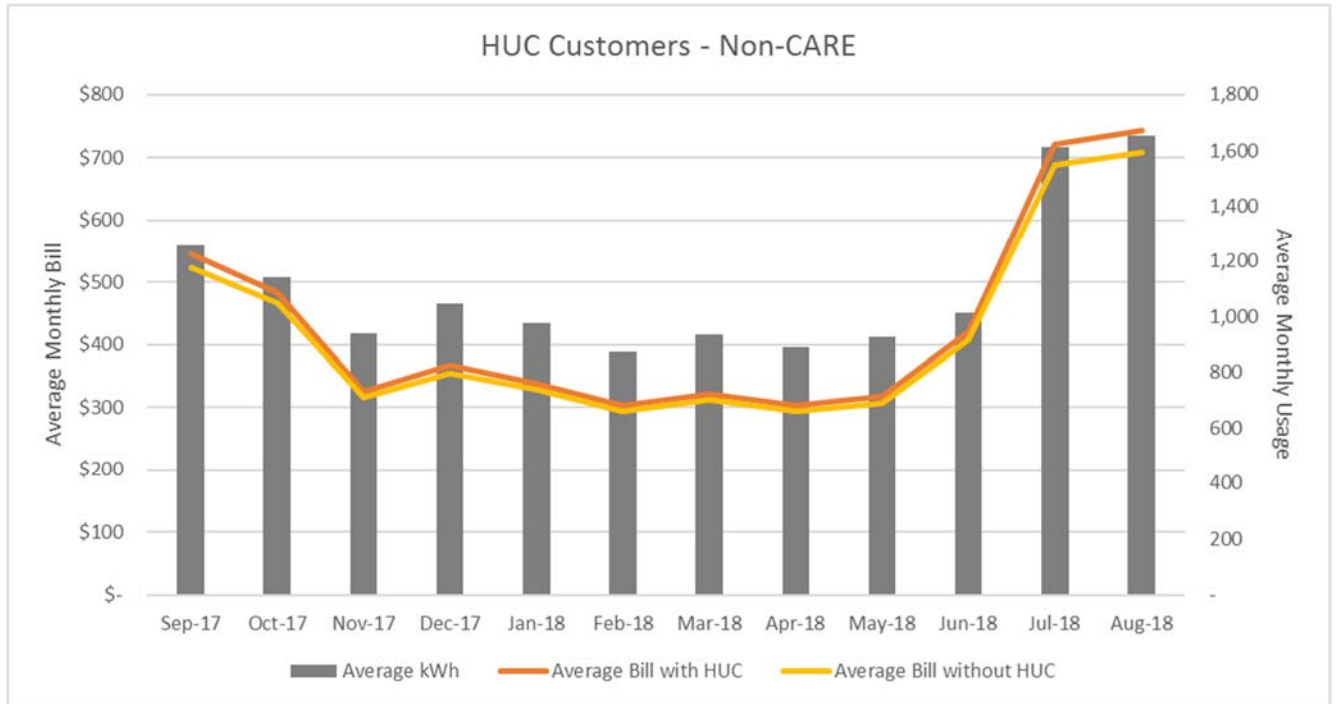
**Table 10: Average Monthly Usage and Bills of Non-CARE HUC Customers**

	Sep-17	Oct-17	Nov-17	Dec-17	Jan-18	Feb-18	Mar-18	Apr-18	May-18	Jun-18	Jul-18	Aug-18
Average kWh	1,259	1,141	941	1,045	978	875	936	888	926	1,012	1,611	1,652
Average Bill with HUC	\$544.92	\$482.68	\$325.57	\$366.56	\$338.35	\$302.15	\$321.12	\$303.48	\$316.79	\$420.69	\$721.53	\$743.36
Average Bill without HUC	\$523.94	\$465.39	\$315.42	\$355.14	\$328.00	\$292.88	\$311.42	\$294.23	\$307.17	\$406.65	\$687.84	\$707.42

<sup>19</sup> D.15-07-001 at 124.

<sup>20</sup> *Id.* at 105 (internal citations omitted).

**Chart 3: Average Monthly Usage and Bills of Non-CARE HUC Customers**

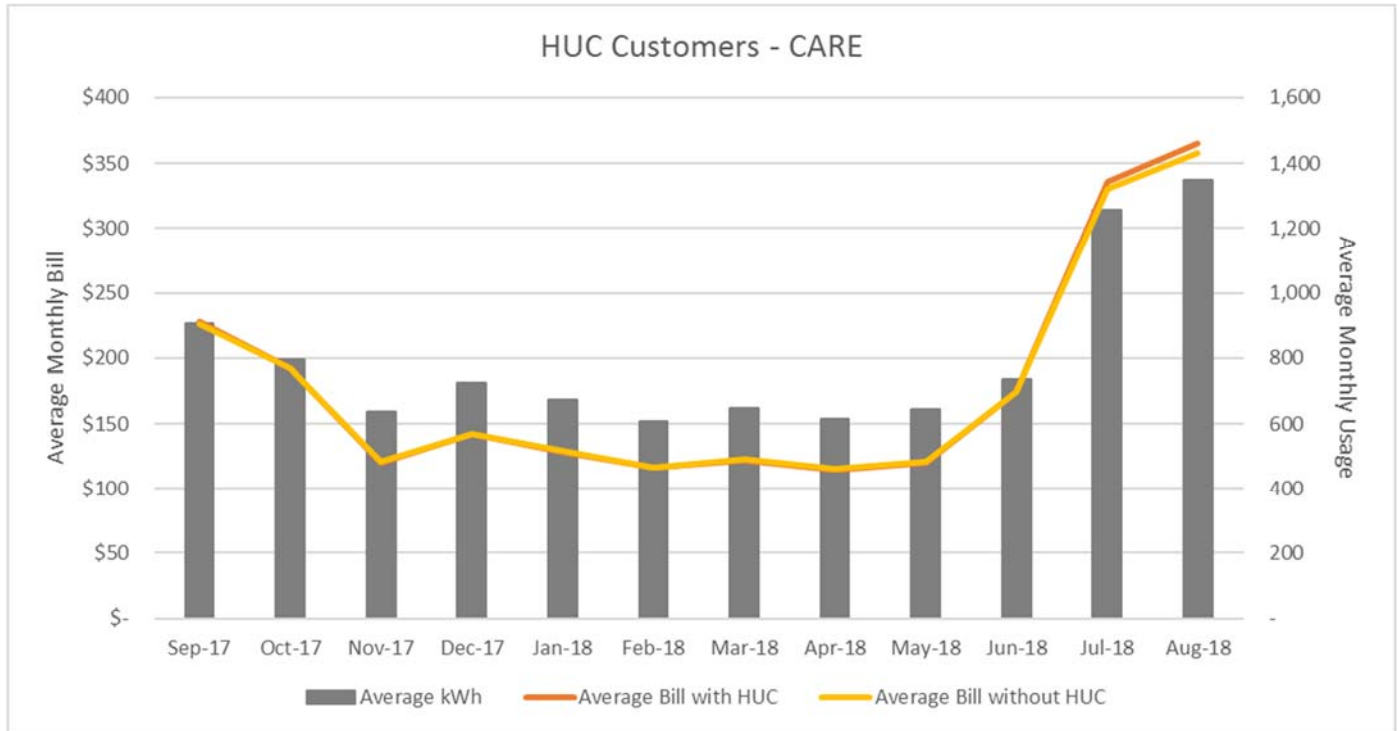


For CARE HUC Customers, from June to August, average usage increased 83%, while bills increased by 110%, an increase of almost \$200 (\$191). See Table 11 and Chart 4 below.

**Table 11: Average Monthly Usage and Bills of CARE HUC Customers**

	Sep-17	Oct-17	Nov-17	Dec-17	Jan-18	Feb-18	Mar-18	Apr-18	May-18	Jun-18	Jul-18	Aug-18
Average kWh	906	797	637	727	673	607	648	615	644	736	1,258	1,349
Average Bill with HUC	\$227.65	\$191.77	\$120.44	\$142.22	\$128.38	\$115.88	\$122.14	\$114.51	\$120.34	\$174.31	\$336.06	\$365.45
Average Bill without HUC	\$226.27	\$191.49	\$120.93	\$142.45	\$128.81	\$116.23	\$122.61	\$115.10	\$120.96	\$174.57	\$330.32	\$357.64

**Chart 4: Average Monthly Usage and Bills of CARE HUC Customers**



Detailed bill impact analysis for HUC customers monthly is provided in the following

Attachments:

- Attachment D: HUC Customers by month
  - All HUC customers, Non-CARE, CARE
- Attachment E: HUC Customers by month
  - Non-CARE, CARE
  - Climate Zones (Coastal, Inland, Mountain, Desert)
  - Service Types (Basic, All-Electric)

11. The bill volatility exacerbated by the High Usage Charge will continue to be a concern even after the residential class defaults to TOU in 2019. Tiered rates, which currently include the High Usage Charge, will continue to be the standard or turn-on rate for customers exempt from TOU per California Public Utilities (“P.U.”) Code Section 745. Section 745 required that the Commission “ensure that any time-of-use rate schedule does not cause unreasonable hardship for senior citizens or economically vulnerable customers in hot climate

zones.”<sup>21</sup> In D.17-09-036, the Commission required the IOUs exclude CARE and FERA eligible customers in hot climate zones from the defaulting to TOU rates.<sup>22</sup> Approximately 440,000, or over 37% of SDG&E’s 1.2 million residential customers are excluded from residential default to TOU.<sup>23</sup> While the Commission found it appropriate to exclude these customers from defaulting to TOU rates to ensure TOU did not cause unreasonable hardship, these same customers will continue to be subject to the High Usage Charge.

12. SDG&E is uniquely positioned with having among the lowest average monthly residential usage in the nation among IOUs. Since 2008, SDG&E’s average residential usage has been amongst the lowest three among the top 100 largest IOUs, as illustrated in the Chart 5 below.

---

<sup>21</sup> Section 745(c)(2).

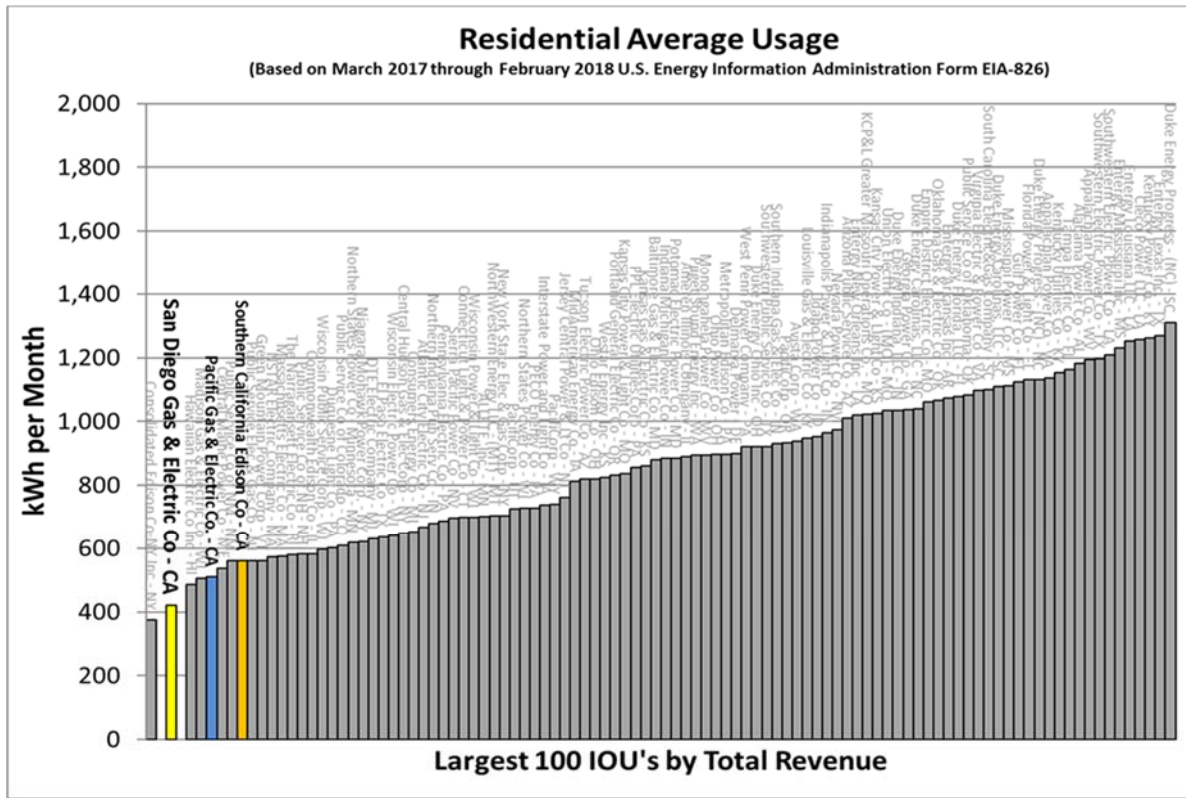
<sup>22</sup> D.17-09-036 at 55, Ordering Paragraph 3.

<sup>23</sup> In Advice Letter 3020-E filed December 16, 2016, SDG&E proposed to exclude approximately 430,000 of customers (or 36% of our total 1.2 million residential population) from TOU pilot per P.U. Code Section 745. The Commission approved SDG&E’s proposed exclusions in Resolution E-4848 on May 25, 2017.

In addition, in D.17-09-036 (approved September 28, 2017), the Commission also directed SDG&E to exclude our CARE/FERA-eligible customers in our hot climate zone (Mountain and Desert climate zones) from its TOU pilot. SDG&E currently anticipates excluding 12,019 of our hot climate zone customers from default TOU.

Both sets of exclusions identified above will be applied during default TOU in 2019.

**Chart 5: Comparison of Residential Average Usage across Top 100 IOUs**



I declare under penalty of perjury under the laws of the State of California that the foregoing is true and correct, except as to those matters stated to be on information and belief, and as to those matters I believe them to be true and correct.

Executed this 30th day of November 2018, at San Diego, California.

/s/ Cynthia Fang  
 Cynthia Fang

**Attachment A**  
**Population Bill Impacts**



APPENDIX C – ATTACHMENT A  
ILLUSTRATIVE POPULATION BILL IMPACTS  
SAN DIEGO GAS AND ELECTRIC COMPANY  
PETITION FOR MODIFICATION OF D.15-07-001 AND D.17-07-006

**Typical Monthly Residential Energy Charges at DR w/ HUC and DR w/o HUC  
Coastal Customers  
CARE, Summer, Basic**

Line										Line
No.	Energy kWh	Number of Customers	% of Customers	% of Customers Cumulative	Avg kWh for the Range	DR w/ HUC (\$)	DR w/o HUC (\$)	CHANGE (\$)	CHANGE (%)	No.
1	< 25 kWh	60	0.07%	0.07%	9	\$6.08	\$6.08	\$0.00	0.11%	1
2	25 to 50 kWh	154	0.19%	0.26%	40	\$7.26	\$7.31	\$0.05	0.68%	2
3	50 to 75 kWh	735	0.90%	1.17%	65	\$11.12	\$11.20	\$0.08	0.79%	3
4	75 to 100 kWh	1772	2.18%	3.35%	89	\$15.14	\$15.26	\$0.12	0.80%	4
5	100 to 125 kWh	3098	3.81%	7.16%	113	\$19.09	\$19.25	\$0.16	0.81%	5
6	125 to 150 kWh	3939	4.85%	12.00%	138	\$23.24	\$23.43	\$0.19	0.81%	6
7	150 to 200 kWh	9568	11.77%	23.77%	176	\$29.54	\$29.78	\$0.24	0.81%	7
8	200 to 250 kWh	10113	12.44%	36.21%	225	\$37.89	\$38.20	\$0.31	0.81%	8
9	250 to 300 kWh	9537	11.73%	47.94%	275	\$46.70	\$47.08	\$0.38	0.81%	9
10	300 to 350 kWh	8515	10.47%	58.41%	325	\$56.56	\$57.01	\$0.45	0.81%	10
11	350 to 400 kWh	7237	8.90%	67.32%	374	\$68.12	\$68.67	\$0.55	0.80%	11
12	400 to 450 kWh	5983	7.36%	74.67%	424	\$81.58	\$82.23	\$0.65	0.80%	12
13	450 to 500 kWh	4784	5.88%	80.56%	474	\$95.72	\$96.49	\$0.77	0.80%	13
14	500 to 550 kWh	3839	4.72%	85.28%	524	\$110.29	\$111.16	\$0.87	0.79%	14
15	550 to 600 kWh	2955	3.64%	88.92%	575	\$125.28	\$126.26	\$0.98	0.78%	15
16	600 to 650 kWh	2302	2.83%	91.75%	624	\$139.68	\$140.75	\$1.07	0.77%	16
17	650 to 700 kWh	1761	2.17%	93.91%	674	\$154.40	\$155.56	\$1.16	0.75%	17
18	700 to 800 kWh	2404	2.96%	96.87%	745	\$175.59	\$176.81	\$1.22	0.69%	18
19	800 to 900 kWh	1253	1.54%	98.41%	845	\$206.14	\$207.11	\$0.97	0.47%	19
20	900 to 1000 kWh	629	0.77%	99.18%	944	\$237.75	\$237.61	(\$0.14)	-0.06%	20
21	1000 to 1500 kWh	587	0.72%	99.91%	1147	\$308.58	\$302.72	(\$5.86)	-1.90%	21
22	1500 to 2000 kWh	57	0.07%	99.98%	1675	\$519.75	\$491.71	(\$28.04)	-5.40%	22
23	2000 to 3000 kWh	15	0.02%	99.99%	2311	\$841.56	\$773.34	(\$68.22)	-8.11%	23
24	> 3000 kWh	4	0.01%	100.00%	3937	\$1,454.83	\$1,302.78	(\$152.05)	-10.45%	24
25	TOTAL	81301	100.00%	100.00%	351	\$69.68	\$70.10	\$0.42	0.60%	25

Note: DR w/ HUC reflects SDG&E’s residential tiered rate schedule (Schedule DR) effective November 1, 2018 (AL 3290-E). DR w/o HUC is SDG&E’s proposal to eliminate the HUC Charge.

APPENDIX C – ATTACHMENT A  
ILLUSTRATIVE POPULATION BILL IMPACTS  
SAN DIEGO GAS AND ELECTRIC COMPANY  
PETITION FOR MODIFICATION OF D.15-07-001 AND D.17-07-006

**Typical Monthly Residential Energy Charges at DR w/ HUC and DR w/o HUC  
Coastal Customers  
CARE, Summer, All Electric**

Line No.	Energy kWh	Number of Customers	% of Customers	% of Customers Cumulative	Avg kWh for the Range	DR w/ HUC (\$)	DR w/o HUC (\$)	CHANGE (\$)	CHANGE (%)	Line No.
1	< 25 kWh	15	0.05%	0.05%	9	\$5.12	\$5.12	\$0.00	0.05%	1
2	25 to 50 kWh	50	0.15%	0.20%	42	\$7.32	\$7.37	\$0.05	0.71%	2
3	50 to 75 kWh	250	0.77%	0.97%	66	\$11.34	\$11.43	\$0.09	0.79%	3
4	75 to 100 kWh	705	2.16%	3.13%	89	\$15.05	\$15.17	\$0.12	0.80%	4
5	100 to 125 kWh	1231	3.77%	6.90%	114	\$19.20	\$19.35	\$0.15	0.81%	5
6	125 to 150 kWh	1851	5.67%	12.57%	138	\$23.26	\$23.45	\$0.19	0.81%	6
7	150 to 200 kWh	4542	13.92%	26.49%	176	\$29.57	\$29.81	\$0.24	0.81%	7
8	200 to 250 kWh	4773	14.63%	41.12%	225	\$38.10	\$38.41	\$0.31	0.81%	8
9	250 to 300 kWh	4508	13.82%	54.94%	274	\$47.31	\$47.69	\$0.38	0.81%	9
10	300 to 350 kWh	3687	11.30%	66.24%	324	\$58.14	\$58.61	\$0.47	0.81%	10
11	350 to 400 kWh	2920	8.95%	75.19%	374	\$70.73	\$71.29	\$0.56	0.80%	11
12	400 to 450 kWh	2153	6.60%	81.79%	424	\$84.74	\$85.41	\$0.67	0.80%	12
13	450 to 500 kWh	1754	5.38%	87.16%	473	\$99.17	\$99.95	\$0.78	0.79%	13
14	500 to 550 kWh	1230	3.77%	90.93%	524	\$113.88	\$114.77	\$0.89	0.78%	14
15	550 to 600 kWh	909	2.79%	93.72%	572	\$128.57	\$129.54	\$0.97	0.76%	15
16	600 to 650 kWh	669	2.05%	95.77%	624	\$143.53	\$144.59	\$1.06	0.74%	16
17	650 to 700 kWh	448	1.37%	97.14%	674	\$158.23	\$159.32	\$1.09	0.69%	17
18	700 to 800 kWh	532	1.63%	98.77%	745	\$179.60	\$180.79	\$1.19	0.66%	18
19	800 to 900 kWh	262	0.80%	99.58%	845	\$209.95	\$210.64	\$0.69	0.33%	19
20	900 to 1000 kWh	78	0.24%	99.81%	941	\$239.72	\$239.06	(\$0.66)	-0.27%	20
21	1000 to 1500 kWh	58	0.18%	99.99%	1118	\$305.00	\$297.93	(\$7.07)	-2.32%	21
22	1500 to 2000 kWh	1	0.00%	100.00%	1541	\$701.63	\$665.98	(\$35.65)	-5.08%	22
23	2000 to 3000 kWh	1	0.00%	100.00%	2253	\$688.54	\$631.45	(\$57.09)	-8.29%	23
24	> 3000 kWh	1	0.00%	100.00%	4149	\$1,346.87	\$1,199.23	(\$147.64)	-10.96%	24
25	TOTAL	32628	100.00%	100.00%	315	\$61.32	\$61.76	\$0.44	0.72%	25

Note: DR w/ HUC reflects SDG&E’s residential tiered rate schedule (Schedule DR) effective November 1, 2018 (AL 3290-E). DR w/o HUC is SDG&E’s proposal to eliminate the HUC Charge.

APPENDIX C – ATTACHMENT A  
ILLUSTRATIVE POPULATION BILL IMPACTS  
SAN DIEGO GAS AND ELECTRIC COMPANY  
PETITION FOR MODIFICATION OF D.15-07-001 AND D.17-07-006

**Typical Monthly Residential Energy Charges at DR w/ HUC and DR w/o HUC**  
**Coastal Customers**  
**CARE, Winter, Basic**

Line										Line
No.	Energy kWh	Number of Customers	% of Customers	% of Customers Cumulative	Avg kWh for the Range	DR w/ HUC (\$)	DR w/o HUC (\$)	CHANGE (\$)	CHANGE (%)	No.
1	< 25 kWh	110	0.14%	0.14%	12	\$5.43	\$5.44	\$0.01	0.07%	1
2	25 to 50 kWh	410	0.50%	0.64%	41	\$6.42	\$6.47	\$0.05	0.73%	2
3	50 to 75 kWh	1492	1.84%	2.47%	64	\$9.32	\$9.41	\$0.09	0.94%	3
4	75 to 100 kWh	3034	3.73%	6.21%	88	\$12.62	\$12.74	\$0.12	0.94%	4
5	100 to 125 kWh	4515	5.55%	11.76%	113	\$16.11	\$16.26	\$0.15	0.96%	5
6	125 to 150 kWh	5616	6.91%	18.67%	138	\$19.56	\$19.74	\$0.18	0.96%	6
7	150 to 200 kWh	12224	15.04%	33.70%	175	\$24.84	\$25.08	\$0.24	0.96%	7
8	200 to 250 kWh	11601	14.27%	47.97%	225	\$31.86	\$32.17	\$0.31	0.96%	8
9	250 to 300 kWh	10530	12.95%	60.92%	274	\$39.06	\$39.43	\$0.37	0.96%	9
10	300 to 350 kWh	8567	10.54%	71.46%	324	\$46.76	\$47.21	\$0.45	0.96%	10
11	350 to 400 kWh	6504	8.00%	79.46%	374	\$55.97	\$56.50	\$0.53	0.96%	11
12	400 to 450 kWh	4815	5.92%	85.38%	424	\$67.52	\$68.16	\$0.64	0.95%	12
13	450 to 500 kWh	3600	4.43%	89.81%	474	\$79.69	\$80.45	\$0.76	0.95%	13
14	500 to 550 kWh	2506	3.08%	92.89%	523	\$92.03	\$92.90	\$0.87	0.95%	14
15	550 to 600 kWh	1779	2.19%	95.08%	573	\$104.60	\$105.59	\$0.99	0.95%	15
16	600 to 650 kWh	1232	1.52%	96.60%	623	\$116.89	\$118.00	\$1.11	0.95%	16
17	650 to 700 kWh	944	1.16%	97.76%	674	\$129.92	\$131.14	\$1.22	0.94%	17
18	700 to 800 kWh	1038	1.28%	99.03%	744	\$147.96	\$149.33	\$1.37	0.93%	18
19	800 to 900 kWh	459	0.57%	99.60%	842	\$173.27	\$174.80	\$1.53	0.88%	19
20	900 to 1000 kWh	172	0.21%	99.81%	942	\$200.00	\$201.40	\$1.40	0.71%	20
21	1000 to 1500 kWh	137	0.17%	99.98%	1144	\$263.27	\$261.09	(\$2.18)	-0.83%	21
22	1500 to 2000 kWh	9	0.01%	99.99%	1734	\$476.57	\$449.59	(\$26.98)	-5.66%	22
23	2000 to 3000 kWh	4	0.01%	100.00%	2529	\$935.06	\$859.64	(\$75.42)	-8.07%	23
24	> 3000 kWh	3	0.00%	100.00%	4504	\$1,234.99	\$1,101.19	(\$133.80)	-10.83%	24
25	TOTAL	81301	100.00%	100.00%	289	\$45.48	\$45.89	\$0.41	0.90%	25

Note: DR w/ HUC reflects SDG&E’s residential tiered rate schedule (Schedule DR) effective November 1, 2018 (AL 3290-E). DR w/o HUC is SDG&E’s proposal to eliminate the HUC Charge.

APPENDIX C – ATTACHMENT A  
 ILLUSTRATIVE POPULATION BILL IMPACTS  
 SAN DIEGO GAS AND ELECTRIC COMPANY  
 PETITION FOR MODIFICATION OF D.15-07-001 AND D.17-07-006

**Typical Monthly Residential Energy Charges at DR w/ HUC and DR w/o HUC  
 Coastal Customers  
 CARE, Winter, All Electric**

Line										Line
No.	Energy kWh	Number of Customers	% of Customers	% of Customers Cumulative	Avg kWh for the Range	DR w/ HUC (\$)	DR w/o HUC (\$)	CHANGE (\$)	CHANGE (%)	No.
1	< 25 kWh	22	0.07%	0.07%	12	\$5.31	\$5.32	\$0.01	0.13%	1
2	25 to 50 kWh	109	0.33%	0.40%	40	\$6.35	\$6.39	\$0.04	0.64%	2
3	50 to 75 kWh	394	1.21%	1.61%	65	\$9.43	\$9.52	\$0.09	0.92%	3
4	75 to 100 kWh	1027	3.15%	4.76%	89	\$12.73	\$12.85	\$0.12	0.94%	4
5	100 to 125 kWh	1693	5.19%	9.95%	113	\$16.16	\$16.32	\$0.16	0.96%	5
6	125 to 150 kWh	2321	7.11%	17.06%	138	\$19.61	\$19.80	\$0.19	0.96%	6
7	150 to 200 kWh	5539	16.98%	34.04%	176	\$24.89	\$25.12	\$0.23	0.96%	7
8	200 to 250 kWh	5652	17.32%	51.36%	224	\$31.79	\$32.09	\$0.30	0.96%	8
9	250 to 300 kWh	4572	14.01%	65.37%	274	\$38.77	\$39.15	\$0.38	0.96%	9
10	300 to 350 kWh	3280	10.05%	75.43%	324	\$45.85	\$46.29	\$0.44	0.96%	10
11	350 to 400 kWh	2392	7.33%	82.76%	374	\$53.00	\$53.50	\$0.50	0.96%	11
12	400 to 450 kWh	1667	5.11%	87.87%	423	\$60.48	\$61.06	\$0.58	0.96%	12
13	450 to 500 kWh	1191	3.65%	91.52%	474	\$68.50	\$69.15	\$0.65	0.96%	13
14	500 to 550 kWh	802	2.46%	93.97%	523	\$77.48	\$78.22	\$0.74	0.96%	14
15	550 to 600 kWh	525	1.61%	95.58%	574	\$88.29	\$89.14	\$0.85	0.96%	15
16	600 to 650 kWh	409	1.25%	96.84%	624	\$100.05	\$101.01	\$0.96	0.96%	16
17	650 to 700 kWh	270	0.83%	97.66%	673	\$111.86	\$112.93	\$1.07	0.96%	17
18	700 to 800 kWh	357	1.09%	98.76%	746	\$129.97	\$131.20	\$1.23	0.95%	18
19	800 to 900 kWh	206	0.63%	99.39%	847	\$154.82	\$156.28	\$1.46	0.95%	19
20	900 to 1000 kWh	119	0.37%	99.75%	942	\$178.12	\$179.81	\$1.69	0.95%	20
21	1000 to 1500 kWh	76	0.23%	99.99%	1117	\$224.37	\$226.26	\$1.89	0.84%	21
22	1500 to 2000 kWh	4	0.01%	100.00%	1576	\$389.24	\$390.58	\$1.34	0.34%	22
23	2000 to 3000 kWh	1	0.00%	100.00%	2785	\$689.35	\$646.58	(\$42.77)	-6.21%	23
24	> 3000 kWh	0	0.00%	100.00%	0	\$0.00	\$0.00	\$0.00	0.00%	24
25	TOTAL	32628	100.00%	100.00%	281	\$41.17	\$41.56	\$0.39	0.95%	25

Note: DR w/ HUC reflects SDG&E's residential tiered rate schedule (Schedule DR) effective November 1, 2018 (AL 3290-E). DR w/o HUC is SDG&E's proposal to eliminate the HUC Charge.

APPENDIX C – ATTACHMENT A  
ILLUSTRATIVE POPULATION BILL IMPACTS  
SAN DIEGO GAS AND ELECTRIC COMPANY  
PETITION FOR MODIFICATION OF D.15-07-001 AND D.17-07-006

**Typical Monthly Residential Energy Charges at DR w/ HUC and DR w/o HUC  
Coastal Customers  
CARE, Annual, Basic**

Line No.	Energy kWh	Number of Customers	% of Customers	% of Customers Cumulative	Avg kWh for the Range	DR w/ HUC (\$)	DR w/o HUC (\$)	CHANGE (\$)	CHANGE (%)	Line No.
1	< 25 kWh	62	0.08%	0.08%	9	\$5.90	\$5.90	\$0.00	0.09%	1
2	25 to 50 kWh	216	0.27%	0.34%	40	\$6.90	\$6.95	\$0.05	0.65%	2
3	50 to 75 kWh	944	1.16%	1.50%	65	\$10.20	\$10.29	\$0.09	0.86%	3
4	75 to 100 kWh	2217	2.73%	4.23%	89	\$13.80	\$13.92	\$0.12	0.87%	4
5	100 to 125 kWh	3514	4.32%	8.55%	113	\$17.53	\$17.68	\$0.15	0.88%	5
6	125 to 150 kWh	4720	5.81%	14.36%	138	\$21.30	\$21.49	\$0.19	0.88%	6
7	150 to 200 kWh	11008	13.54%	27.90%	175	\$27.13	\$27.37	\$0.24	0.88%	7
8	200 to 250 kWh	11133	13.69%	41.59%	225	\$35.01	\$35.32	\$0.31	0.88%	8
9	250 to 300 kWh	10461	12.87%	54.46%	275	\$43.33	\$43.71	\$0.38	0.88%	9
10	300 to 350 kWh	9075	11.16%	65.62%	324	\$52.47	\$52.93	\$0.46	0.87%	10
11	350 to 400 kWh	7140	8.78%	74.40%	374	\$62.93	\$63.48	\$0.55	0.87%	11
12	400 to 450 kWh	5553	6.83%	81.23%	424	\$74.68	\$75.32	\$0.64	0.86%	12
13	450 to 500 kWh	4355	5.36%	86.59%	474	\$87.79	\$88.54	\$0.75	0.85%	13
14	500 to 550 kWh	3245	3.99%	90.58%	524	\$101.11	\$101.96	\$0.85	0.83%	14
15	550 to 600 kWh	2300	2.83%	93.41%	574	\$114.36	\$115.29	\$0.93	0.81%	15
16	600 to 650 kWh	1701	2.09%	95.50%	624	\$128.05	\$129.05	\$1.00	0.78%	16
17	650 to 700 kWh	1144	1.41%	96.91%	674	\$141.65	\$142.65	\$1.00	0.70%	17
18	700 to 800 kWh	1415	1.74%	98.65%	744	\$161.06	\$162.00	\$0.94	0.58%	18
19	800 to 900 kWh	612	0.75%	99.40%	842	\$189.34	\$190.11	\$0.77	0.41%	19
20	900 to 1000 kWh	244	0.30%	99.70%	941	\$218.52	\$218.13	(\$0.39)	-0.18%	20
21	1000 to 1500 kWh	215	0.26%	99.97%	1150	\$293.63	\$288.29	(\$5.34)	-1.82%	21
22	1500 to 2000 kWh	16	0.02%	99.99%	1615	\$474.26	\$449.75	(\$24.51)	-5.17%	22
23	2000 to 3000 kWh	7	0.01%	100.00%	2270	\$748.39	\$688.72	(\$59.67)	-7.97%	23
24	> 3000 kWh	4	0.01%	100.00%	3949	\$1,295.84	\$1,160.17	(\$135.67)	-10.47%	24
25	TOTAL	81301	100.00%	100.00%	315	\$55.57	\$55.98	\$0.41	0.74%	25

Note: DR w/ HUC reflects SDG&E’s residential tiered rate schedule (Schedule DR) effective November 1, 2018 (AL 3290-E). DR w/o HUC is SDG&E’s proposal to eliminate the HUC Charge.

Declaration of Cynthia Fang  
November 30, 2018

APPENDIX C – ATTACHMENT A  
ILLUSTRATIVE POPULATION BILL IMPACTS  
SAN DIEGO GAS AND ELECTRIC COMPANY  
PETITION FOR MODIFICATION OF D.15-07-001 AND D.17-07-006

**Typical Monthly Residential Energy Charges at DR w/ HUC and DR w/o HUC  
Coastal Customers  
CARE, Annual, All Electric**

Line										Line
No.	Energy kWh	Number of Customers	% of Customers	% of Customers Cumulative	Avg kWh for the Range	DR w/ HUC (\$)	DR w/o HUC (\$)	CHANGE (\$)	CHANGE (%)	No.
1	< 25 kWh	14	0.04%	0.04%	9	\$5.15	\$5.15	\$0.00	0.08%	1
2	25 to 50 kWh	57	0.18%	0.22%	40	\$6.77	\$6.81	\$0.04	0.64%	2
3	50 to 75 kWh	267	0.82%	1.04%	66	\$10.32	\$10.41	\$0.09	0.85%	3
4	75 to 100 kWh	731	2.24%	3.28%	89	\$13.86	\$13.99	\$0.13	0.87%	4
5	100 to 125 kWh	1300	3.98%	7.26%	114	\$17.58	\$17.73	\$0.15	0.88%	5
6	125 to 150 kWh	1923	5.89%	13.15%	138	\$21.33	\$21.51	\$0.18	0.88%	6
7	150 to 200 kWh	5024	15.40%	28.55%	176	\$27.14	\$27.38	\$0.24	0.88%	7
8	200 to 250 kWh	5512	16.89%	45.45%	225	\$34.98	\$35.29	\$0.31	0.88%	8
9	250 to 300 kWh	4773	14.63%	60.07%	274	\$43.45	\$43.83	\$0.38	0.88%	9
10	300 to 350 kWh	3821	11.71%	71.79%	324	\$52.61	\$53.08	\$0.47	0.88%	10
11	350 to 400 kWh	2765	8.47%	80.26%	374	\$62.42	\$62.96	\$0.54	0.87%	11
12	400 to 450 kWh	2026	6.21%	86.47%	424	\$72.76	\$73.38	\$0.62	0.86%	12
13	450 to 500 kWh	1415	4.34%	90.81%	473	\$83.55	\$84.26	\$0.71	0.85%	13
14	500 to 550 kWh	962	2.95%	93.75%	524	\$94.83	\$95.61	\$0.78	0.82%	14
15	550 to 600 kWh	653	2.00%	95.75%	574	\$106.25	\$107.13	\$0.88	0.82%	15
16	600 to 650 kWh	439	1.35%	97.10%	624	\$119.12	\$120.05	\$0.93	0.78%	16
17	650 to 700 kWh	297	0.91%	98.01%	675	\$131.53	\$132.51	\$0.98	0.74%	17
18	700 to 800 kWh	344	1.05%	99.06%	743	\$149.95	\$151.03	\$1.08	0.72%	18
19	800 to 900 kWh	184	0.56%	99.63%	845	\$176.69	\$177.92	\$1.23	0.70%	19
20	900 to 1000 kWh	67	0.21%	99.83%	939	\$201.77	\$202.64	\$0.87	0.43%	20
21	1000 to 1500 kWh	50	0.15%	99.99%	1080	\$244.07	\$244.00	(\$0.07)	-0.03%	21
22	1500 to 2000 kWh	3	0.01%	99.99%	1635	\$481.60	\$468.00	(\$13.60)	-2.82%	22
23	2000 to 3000 kWh	0	0.00%	99.99%	0	\$0.00	\$0.00	\$0.00	0.00%	23
24	> 3000 kWh	1	0.00%	100.00%	3353	\$963.31	\$876.85	(\$86.46)	-8.98%	24
25	TOTAL	32628	100.00%	100.00%	295	\$49.56	\$49.98	\$0.42	0.83%	25

Note: DR w/ HUC reflects SDG&E’s residential tiered rate schedule (Schedule DR) effective November 1, 2018 (AL 3290-E). DR w/o HUC is SDG&E’s proposal to eliminate the HUC Charge.

APPENDIX C – ATTACHMENT A  
ILLUSTRATIVE POPULATION BILL IMPACTS  
SAN DIEGO GAS AND ELECTRIC COMPANY  
PETITION FOR MODIFICATION OF D.15-07-001 AND D.17-07-006

**Typical Monthly Residential Energy Charges at DR w/ HUC and DR w/o HUC  
Coastal Customers  
Non-CARE, Summer, Basic**

Line No.	Energy kWh	Number of Customers	% of Customers	% of Customers Cumulative	Avg kWh for the Range	DR w/ HUC (\$)	DR w/o HUC (\$)	CHANGE (\$)	CHANGE (%)	Line No.
1	< 25 kWh	5265	1.53%	1.53%	9	\$10.20	\$10.20	\$0.00	0.02%	1
2	25 to 50 kWh	3732	1.09%	2.62%	38	\$11.68	\$11.73	\$0.05	0.46%	2
3	50 to 75 kWh	4659	1.36%	3.98%	63	\$17.60	\$17.74	\$0.14	0.78%	3
4	75 to 100 kWh	6824	1.99%	5.96%	88	\$24.16	\$24.35	\$0.19	0.79%	4
5	100 to 125 kWh	9236	2.69%	8.65%	113	\$30.78	\$31.03	\$0.25	0.80%	5
6	125 to 150 kWh	10961	3.19%	11.84%	138	\$37.44	\$37.74	\$0.30	0.80%	6
7	150 to 200 kWh	26142	7.61%	19.45%	176	\$47.67	\$48.06	\$0.39	0.80%	7
8	200 to 250 kWh	29004	8.44%	27.90%	225	\$61.44	\$61.93	\$0.49	0.81%	8
9	250 to 300 kWh	29606	8.62%	36.52%	275	\$75.92	\$76.53	\$0.61	0.81%	9
10	300 to 350 kWh	28648	8.34%	44.86%	325	\$91.87	\$92.61	\$0.74	0.81%	10
11	350 to 400 kWh	26759	7.79%	52.65%	375	\$110.59	\$111.48	\$0.89	0.81%	11
12	400 to 450 kWh	24006	6.99%	59.64%	425	\$131.82	\$132.88	\$1.06	0.80%	12
13	450 to 500 kWh	20798	6.06%	65.69%	474	\$154.16	\$155.39	\$1.23	0.80%	13
14	500 to 550 kWh	17875	5.20%	70.90%	524	\$176.91	\$178.31	\$1.40	0.79%	14
15	550 to 600 kWh	15293	4.45%	75.35%	574	\$200.05	\$201.61	\$1.56	0.78%	15
16	600 to 650 kWh	12700	3.70%	79.05%	624	\$223.40	\$225.09	\$1.69	0.76%	16
17	650 to 700 kWh	10994	3.20%	82.25%	674	\$246.85	\$248.64	\$1.79	0.73%	17
18	700 to 800 kWh	16868	4.91%	87.16%	747	\$281.24	\$283.01	\$1.77	0.63%	18
19	800 to 900 kWh	11810	3.44%	90.60%	847	\$328.83	\$329.97	\$1.14	0.35%	19
20	900 to 1000 kWh	8233	2.40%	92.99%	947	\$378.24	\$377.73	(\$0.51)	-0.13%	20
21	1000 to 1500 kWh	15945	4.64%	97.63%	1183	\$500.03	\$490.08	(\$9.95)	-1.99%	21
22	1500 to 2000 kWh	3826	1.11%	98.75%	1703	\$779.56	\$737.31	(\$42.25)	-5.42%	22
23	2000 to 3000 kWh	2228	0.65%	99.40%	2392	\$1,157.22	\$1,064.84	(\$92.38)	-7.98%	23
24	> 3000 kWh	2069	0.60%	100.00%	6094	\$3,192.53	\$2,826.40	(\$366.13)	-11.47%	24
25	TOTAL	343481	100.00%	100.00%	494	\$180.30	\$177.37	(\$2.93)	-1.63%	25

Note: DR w/ HUC reflects SDG&E’s residential tiered rate schedule (Schedule DR) effective November 1, 2018 (AL 3290-E). DR w/o HUC is SDG&E’s proposal to eliminate the HUC Charge.

APPENDIX C – ATTACHMENT A  
ILLUSTRATIVE POPULATION BILL IMPACTS  
SAN DIEGO GAS AND ELECTRIC COMPANY  
PETITION FOR MODIFICATION OF D.15-07-001 AND D.17-07-006

**Typical Monthly Residential Energy Charges at DR w/ HUC and DR w/o HUC  
Coastal Customers  
Non-CARE, Summer, All Electric**

Line										Line
No.	Energy kWh	Number of Customers	% of Customers	% of Customers Cumulative	Avg kWh for the Range	DR w/ HUC (\$)	DR w/o HUC (\$)	CHANGE (\$)	CHANGE (%)	No.
1	< 25 kWh	239	0.26%	0.26%	8	\$10.17	\$10.18	\$0.01	0.03%	1
2	25 to 50 kWh	249	0.27%	0.53%	40	\$12.60	\$12.66	\$0.06	0.52%	2
3	50 to 75 kWh	885	0.96%	1.49%	65	\$18.02	\$18.16	\$0.14	0.77%	3
4	75 to 100 kWh	2265	2.46%	3.95%	89	\$24.41	\$24.60	\$0.19	0.79%	4
5	100 to 125 kWh	3784	4.11%	8.06%	113	\$30.85	\$31.10	\$0.25	0.80%	5
6	125 to 150 kWh	5069	5.50%	13.56%	138	\$37.50	\$37.80	\$0.30	0.80%	6
7	150 to 200 kWh	12411	13.48%	27.04%	176	\$47.79	\$48.18	\$0.39	0.80%	7
8	200 to 250 kWh	12678	13.77%	40.81%	225	\$61.69	\$62.18	\$0.49	0.80%	8
9	250 to 300 kWh	11436	12.42%	53.23%	275	\$77.27	\$77.88	\$0.61	0.80%	9
10	300 to 350 kWh	9585	10.41%	63.63%	324	\$95.03	\$95.79	\$0.76	0.80%	10
11	350 to 400 kWh	7799	8.47%	72.10%	374	\$115.12	\$116.04	\$0.92	0.80%	11
12	400 to 450 kWh	6265	6.80%	78.91%	424	\$136.97	\$138.05	\$1.08	0.79%	12
13	450 to 500 kWh	4704	5.11%	84.01%	474	\$159.54	\$160.78	\$1.24	0.78%	13
14	500 to 550 kWh	3618	3.93%	87.94%	524	\$182.53	\$183.91	\$1.38	0.75%	14
15	550 to 600 kWh	2666	2.90%	90.84%	573	\$205.23	\$206.73	\$1.50	0.73%	15
16	600 to 650 kWh	1850	2.01%	92.85%	624	\$229.28	\$230.80	\$1.52	0.66%	16
17	650 to 700 kWh	1427	1.55%	94.40%	675	\$253.05	\$254.62	\$1.57	0.62%	17
18	700 to 800 kWh	1895	2.06%	96.45%	745	\$286.65	\$287.81	\$1.16	0.40%	18
19	800 to 900 kWh	1099	1.19%	97.65%	846	\$335.58	\$335.48	(\$0.10)	-0.03%	19
20	900 to 1000 kWh	664	0.72%	98.37%	945	\$384.30	\$382.22	(\$2.08)	-0.54%	20
21	1000 to 1500 kWh	1043	1.13%	99.50%	1175	\$504.96	\$491.79	(\$13.17)	-2.61%	21
22	1500 to 2000 kWh	228	0.25%	99.75%	1707	\$794.31	\$745.08	(\$49.23)	-6.20%	22
23	2000 to 3000 kWh	136	0.15%	99.90%	2395	\$1,171.29	\$1,072.27	(\$99.02)	-8.45%	23
24	> 3000 kWh	98	0.11%	100.00%	4835	\$2,512.84	\$2,233.14	(\$279.70)	-11.13%	24
25	TOTAL	92093	100.00%	100.00%	341	\$112.20	\$112.17	(\$0.03)	-0.03%	25

Note: DR w/ HUC reflects SDG&E's residential tiered rate schedule (Schedule DR) effective November 1, 2018 (AL 3290-E). DR w/o HUC is SDG&E's proposal to eliminate the HUC Charge.



APPENDIX C – ATTACHMENT A  
ILLUSTRATIVE POPULATION BILL IMPACTS  
SAN DIEGO GAS AND ELECTRIC COMPANY  
PETITION FOR MODIFICATION OF D.15-07-001 AND D.17-07-006

**Typical Monthly Residential Energy Charges at DR w/ HUC and DR w/o HUC  
Coastal Customers  
Non-CARE, Winter, Basic**

Line										Line
No.	Energy kWh	Number of Customers	% of Customers	% of Customers Cumulative	Avg kWh for the Range	DR w/ HUC (\$)	DR w/o HUC (\$)	CHANGE (\$)	CHANGE (%)	No.
1	< 25 kWh	5348	1.56%	1.56%	9	\$10.03	\$10.03	\$0.00	0.01%	1
2	25 to 50 kWh	4531	1.32%	2.88%	38	\$10.79	\$10.83	\$0.04	0.35%	2
3	50 to 75 kWh	7083	2.06%	4.94%	63	\$15.05	\$15.18	\$0.13	0.88%	3
4	75 to 100 kWh	10346	3.01%	7.95%	88	\$20.49	\$20.68	\$0.19	0.93%	4
5	100 to 125 kWh	13241	3.86%	11.81%	113	\$26.12	\$26.37	\$0.25	0.94%	5
6	125 to 150 kWh	15030	4.38%	16.18%	138	\$31.74	\$32.04	\$0.30	0.94%	6
7	150 to 200 kWh	34763	10.12%	26.30%	176	\$40.43	\$40.82	\$0.39	0.94%	7
8	200 to 250 kWh	37014	10.78%	37.08%	225	\$51.90	\$52.39	\$0.49	0.94%	8
9	250 to 300 kWh	36532	10.64%	47.71%	275	\$63.53	\$64.13	\$0.60	0.95%	9
10	300 to 350 kWh	33708	9.81%	57.53%	325	\$76.03	\$76.75	\$0.72	0.95%	10
11	350 to 400 kWh	28818	8.39%	65.92%	374	\$90.89	\$91.75	\$0.86	0.94%	11
12	400 to 450 kWh	24091	7.01%	72.93%	424	\$109.00	\$110.02	\$1.02	0.94%	12
13	450 to 500 kWh	19373	5.64%	78.57%	474	\$128.45	\$129.66	\$1.21	0.94%	13
14	500 to 550 kWh	14977	4.36%	82.93%	524	\$148.32	\$149.71	\$1.39	0.94%	14
15	550 to 600 kWh	11810	3.44%	86.37%	574	\$168.22	\$169.79	\$1.57	0.94%	15
16	600 to 650 kWh	8996	2.62%	88.99%	624	\$188.09	\$189.85	\$1.76	0.93%	16
17	650 to 700 kWh	7000	2.04%	91.03%	674	\$208.20	\$210.13	\$1.93	0.93%	17
18	700 to 800 kWh	9777	2.85%	93.87%	746	\$237.02	\$239.16	\$2.14	0.91%	18
19	800 to 900 kWh	6251	1.82%	95.69%	846	\$277.08	\$279.43	\$2.35	0.85%	19
20	900 to 1000 kWh	3823	1.11%	96.81%	947	\$318.07	\$320.27	\$2.20	0.69%	20
21	1000 to 1500 kWh	6684	1.95%	98.75%	1179	\$417.92	\$413.95	(\$3.97)	-0.95%	21
22	1500 to 2000 kWh	1675	0.49%	99.24%	1708	\$661.59	\$627.96	(\$33.63)	-5.08%	22
23	2000 to 3000 kWh	1115	0.33%	99.57%	2405	\$986.68	\$909.75	(\$76.93)	-7.80%	23
24	> 3000 kWh	1495	0.44%	100.00%	5973	\$2,650.88	\$2,352.21	(\$298.67)	-11.27%	24
25	TOTAL	343481	100.00%	100.00%	391	\$112.89	\$111.90	(\$0.99)	-0.88%	25

Note: DR w/ HUC reflects SDG&E's residential tiered rate schedule (Schedule DR) effective November 1, 2018 (AL 3290-E). DR w/o HUC is SDG&E's proposal to eliminate the HUC Charge.

APPENDIX C – ATTACHMENT A  
ILLUSTRATIVE POPULATION BILL IMPACTS  
SAN DIEGO GAS AND ELECTRIC COMPANY  
PETITION FOR MODIFICATION OF D.15-07-001 AND D.17-07-006

**Typical Monthly Residential Energy Charges at DR w/ HUC and DR w/o HUC  
Coastal Customers  
Non-CARE, Winter, All Electric**

Line										Line
No.	Energy kWh	Number of Customers	% of Customers	% of Customers Cumulative	Avg kWh for the Range	DR w/ HUC (\$)	DR w/o HUC (\$)	CHANGE (\$)	CHANGE (%)	No.
1	< 25 kWh	330	0.36%	0.36%	10	\$10.13	\$10.13	\$0.00	0.04%	1
2	25 to 50 kWh	566	0.62%	0.97%	40	\$11.47	\$11.52	\$0.05	0.42%	2
3	50 to 75 kWh	1531	1.66%	2.64%	65	\$15.47	\$15.61	\$0.14	0.86%	3
4	75 to 100 kWh	3453	3.75%	6.38%	89	\$20.71	\$20.90	\$0.19	0.92%	4
5	100 to 125 kWh	5369	5.83%	12.21%	113	\$26.19	\$26.44	\$0.25	0.93%	5
6	125 to 150 kWh	6789	7.37%	19.59%	138	\$31.80	\$32.10	\$0.30	0.94%	6
7	150 to 200 kWh	15707	17.06%	36.64%	175	\$40.33	\$40.71	\$0.38	0.94%	7
8	200 to 250 kWh	14974	16.26%	52.90%	224	\$51.48	\$51.96	\$0.48	0.94%	8
9	250 to 300 kWh	12010	13.04%	65.94%	274	\$62.88	\$63.47	\$0.59	0.94%	9
10	300 to 350 kWh	8879	9.64%	75.58%	324	\$74.51	\$75.21	\$0.70	0.95%	10
11	350 to 400 kWh	6164	6.69%	82.28%	374	\$86.26	\$87.07	\$0.81	0.95%	11
12	400 to 450 kWh	4319	4.69%	86.97%	424	\$98.45	\$99.39	\$0.94	0.95%	12
13	450 to 500 kWh	3069	3.33%	90.30%	474	\$111.72	\$112.78	\$1.06	0.95%	13
14	500 to 550 kWh	2120	2.30%	92.60%	523	\$126.44	\$127.64	\$1.20	0.95%	14
15	550 to 600 kWh	1567	1.70%	94.30%	574	\$143.32	\$144.68	\$1.36	0.95%	15
16	600 to 650 kWh	1157	1.26%	95.56%	624	\$161.99	\$163.52	\$1.53	0.95%	16
17	650 to 700 kWh	838	0.91%	96.47%	674	\$180.95	\$182.66	\$1.71	0.95%	17
18	700 to 800 kWh	1120	1.22%	97.69%	746	\$208.96	\$210.93	\$1.97	0.95%	18
19	800 to 900 kWh	629	0.68%	98.37%	846	\$248.46	\$250.78	\$2.32	0.94%	19
20	900 to 1000 kWh	404	0.44%	98.81%	945	\$287.87	\$290.51	\$2.64	0.92%	20
21	1000 to 1500 kWh	762	0.83%	99.64%	1181	\$382.93	\$385.77	\$2.84	0.74%	21
22	1500 to 2000 kWh	165	0.18%	99.81%	1708	\$603.93	\$598.51	(\$5.42)	-0.90%	22
23	2000 to 3000 kWh	107	0.12%	99.93%	2365	\$905.66	\$864.46	(\$41.20)	-4.55%	23
24	> 3000 kWh	64	0.07%	100.00%	4986	\$2,127.02	\$1,923.65	(\$203.37)	-9.56%	24
25	TOTAL	92093	100.00%	100.00%	289	\$71.07	\$71.50	\$0.43	0.61%	25

Note: DR w/ HUC reflects SDG&E's residential tiered rate schedule (Schedule DR) effective November 1, 2018 (AL 3290-E). DR w/o HUC is SDG&E's proposal to eliminate the HUC Charge.

APPENDIX C – ATTACHMENT A  
ILLUSTRATIVE POPULATION BILL IMPACTS  
SAN DIEGO GAS AND ELECTRIC COMPANY  
PETITION FOR MODIFICATION OF D.15-07-001 AND D.17-07-006

**Typical Monthly Residential Energy Charges at DR w/ HUC and DR w/o HUC  
Coastal Customers  
Non-CARE, Annual, Basic**

Line No.	Energy kWh	Number of Customers	% of Customers	% of Customers Cumulative	Avg kWh for the Range	DR w/ HUC (\$)	DR w/o HUC (\$)	CHANGE (\$)	CHANGE (%)	Line No.
1	< 25 kWh	5129	1.49%	1.49%	9	\$10.15	\$10.16	\$0.01	0.02%	1
2	25 to 50 kWh	3832	1.12%	2.61%	38	\$11.29	\$11.33	\$0.04	0.39%	2
3	50 to 75 kWh	5232	1.52%	4.13%	63	\$16.24	\$16.37	\$0.13	0.82%	3
4	75 to 100 kWh	7794	2.27%	6.40%	88	\$22.29	\$22.48	\$0.19	0.86%	4
5	100 to 125 kWh	10554	3.07%	9.47%	113	\$28.38	\$28.62	\$0.24	0.87%	5
6	125 to 150 kWh	12741	3.71%	13.18%	138	\$34.49	\$34.79	\$0.30	0.87%	6
7	150 to 200 kWh	29710	8.65%	21.83%	176	\$44.09	\$44.48	\$0.39	0.87%	7
8	200 to 250 kWh	33181	9.66%	31.49%	225	\$57.01	\$57.50	\$0.49	0.87%	8
9	250 to 300 kWh	34122	9.93%	41.43%	275	\$70.68	\$71.30	\$0.62	0.87%	9
10	300 to 350 kWh	32695	9.52%	50.95%	325	\$85.63	\$86.37	\$0.74	0.87%	10
11	350 to 400 kWh	29154	8.49%	59.43%	374	\$102.35	\$103.23	\$0.88	0.86%	11
12	400 to 450 kWh	25322	7.37%	66.81%	424	\$121.20	\$122.23	\$1.03	0.85%	12
13	450 to 500 kWh	21315	6.21%	73.01%	474	\$141.62	\$142.80	\$1.18	0.83%	13
14	500 to 550 kWh	17354	5.05%	78.06%	524	\$162.82	\$164.12	\$1.30	0.80%	14
15	550 to 600 kWh	14210	4.14%	82.20%	574	\$184.16	\$185.55	\$1.39	0.76%	15
16	600 to 650 kWh	11262	3.28%	85.48%	624	\$205.91	\$207.30	\$1.39	0.68%	16
17	650 to 700 kWh	9035	2.63%	88.11%	674	\$227.82	\$229.12	\$1.30	0.57%	17
18	700 to 800 kWh	12657	3.69%	91.80%	746	\$259.57	\$260.64	\$1.07	0.41%	18
19	800 to 900 kWh	8126	2.37%	94.16%	847	\$304.55	\$304.75	\$0.20	0.07%	19
20	900 to 1000 kWh	5271	1.54%	95.70%	946	\$349.77	\$348.56	(\$1.21)	-0.35%	20
21	1000 to 1500 kWh	9381	2.73%	98.43%	1181	\$460.80	\$451.73	(\$9.07)	-1.97%	21
22	1500 to 2000 kWh	2290	0.67%	99.09%	1710	\$722.67	\$683.72	(\$38.95)	-5.39%	22
23	2000 to 3000 kWh	1440	0.42%	99.51%	2402	\$1,072.41	\$987.01	(\$85.40)	-7.96%	23
24	> 3000 kWh	1674	0.49%	100.00%	6084	\$2,927.19	\$2,593.43	(\$333.76)	-11.40%	24
25	TOTAL	343481	100.00%	100.00%	434	\$140.98	\$139.18	(\$1.80)	-1.28%	25

Note: DR w/ HUC reflects SDG&E's residential tiered rate schedule (Schedule DR) effective November 1, 2018 (AL 3290-E). DR w/o HUC is SDG&E's proposal to eliminate the HUC Charge.

Declaration of Cynthia Fang  
November 30, 2018

APPENDIX C – ATTACHMENT A  
ILLUSTRATIVE POPULATION BILL IMPACTS  
SAN DIEGO GAS AND ELECTRIC COMPANY  
PETITION FOR MODIFICATION OF D.15-07-001 AND D.17-07-006

**Typical Monthly Residential Energy Charges at DR w/ HUC and DR w/o HUC  
Coastal Customers  
Non-CARE, Annual, All Electric**

Line No.	Energy kWh	Number of Customers	% of Customers	% of Customers Cumulative	Avg kWh for the Range	DR w/ HUC (\$)	DR w/o HUC (\$)	CHANGE (\$)	CHANGE (%)	Line No.
1	< 25 kWh	228	0.25%	0.25%	8	\$10.23	\$10.24	\$0.01	0.05%	1
2	25 to 50 kWh	303	0.33%	0.58%	39	\$12.37	\$12.42	\$0.05	0.43%	2
3	50 to 75 kWh	921	1.00%	1.58%	64	\$16.85	\$16.98	\$0.13	0.79%	3
4	75 to 100 kWh	2281	2.48%	4.05%	89	\$22.59	\$22.78	\$0.19	0.85%	4
5	100 to 125 kWh	4093	4.44%	8.50%	113	\$28.42	\$28.67	\$0.25	0.86%	5
6	125 to 150 kWh	5441	5.91%	14.41%	138	\$34.59	\$34.89	\$0.30	0.87%	6
7	150 to 200 kWh	14237	15.46%	29.87%	176	\$44.14	\$44.52	\$0.38	0.87%	7
8	200 to 250 kWh	14657	15.92%	45.78%	225	\$57.13	\$57.62	\$0.49	0.87%	8
9	250 to 300 kWh	12723	13.82%	59.60%	274	\$71.17	\$71.78	\$0.61	0.86%	9
10	300 to 350 kWh	10147	11.02%	70.61%	324	\$86.32	\$87.05	\$0.73	0.85%	10
11	350 to 400 kWh	7586	8.24%	78.85%	374	\$102.33	\$103.19	\$0.86	0.84%	11
12	400 to 450 kWh	5443	5.91%	84.76%	423	\$118.98	\$119.96	\$0.98	0.82%	12
13	450 to 500 kWh	3892	4.23%	88.99%	473	\$136.12	\$137.19	\$1.07	0.79%	13
14	500 to 550 kWh	2593	2.82%	91.80%	524	\$154.53	\$155.65	\$1.12	0.73%	14
15	550 to 600 kWh	1869	2.03%	93.83%	574	\$173.60	\$174.76	\$1.16	0.67%	15
16	600 to 650 kWh	1333	1.45%	95.28%	623	\$192.58	\$193.81	\$1.23	0.64%	16
17	650 to 700 kWh	959	1.04%	96.32%	673	\$213.27	\$214.46	\$1.19	0.56%	17
18	700 to 800 kWh	1197	1.30%	97.62%	747	\$244.32	\$245.30	\$0.98	0.40%	18
19	800 to 900 kWh	682	0.74%	98.36%	847	\$288.08	\$288.45	\$0.37	0.13%	19
20	900 to 1000 kWh	404	0.44%	98.80%	947	\$332.33	\$331.46	(\$0.87)	-0.26%	20
21	1000 to 1500 kWh	734	0.80%	99.60%	1181	\$438.70	\$432.94	(\$5.76)	-1.31%	21
22	1500 to 2000 kWh	182	0.20%	99.79%	1713	\$692.43	\$665.70	(\$26.73)	-3.86%	22
23	2000 to 3000 kWh	116	0.13%	99.92%	2390	\$1,030.94	\$963.12	(\$67.82)	-6.58%	23
24	> 3000 kWh	72	0.08%	100.00%	4984	\$2,333.73	\$2,092.34	(\$241.39)	-10.34%	24
25	TOTAL	92093	100.00%	100.00%	311	\$88.21	\$88.45	\$0.24	0.27%	25

Note: DR w/ HUC reflects SDG&E’s residential tiered rate schedule (Schedule DR) effective November 1, 2018 (AL 3290-E). DR w/o HUC is SDG&E’s proposal to eliminate the HUC Charge.

Declaration of Cynthia Fang  
November 30, 2018

APPENDIX C – ATTACHMENT A  
ILLUSTRATIVE POPULATION BILL IMPACTS  
SAN DIEGO GAS AND ELECTRIC COMPANY  
PETITION FOR MODIFICATION OF D.15-07-001 AND D.17-07-006

**Typical Monthly Residential Energy Charges at DR w/ HUC and DR w/o HUC  
Desert Customers  
CARE, Summer, Basic**

Line										Line
No.	Energy kWh	Number of Customers	% of Customers	% of Customers Cumulative	Avg kWh for the Range	DR w/ HUC (\$)	DR w/o HUC (\$)	CHANGE (\$)	CHANGE (%)	No.
1	< 25 kWh	3	1.40%	1.40%	10	\$5.28	\$5.29	\$0.01	0.10%	1
2	25 to 50 kWh	0	0.00%	1.40%	0	\$0.00	\$0.00	\$0.00	0.00%	2
3	50 to 75 kWh	2	0.93%	2.33%	60	\$10.50	\$10.57	\$0.07	0.69%	3
4	75 to 100 kWh	4	1.86%	4.19%	89	\$15.25	\$15.37	\$0.12	0.77%	4
5	100 to 125 kWh	2	0.93%	5.12%	122	\$20.52	\$20.69	\$0.17	0.81%	5
6	125 to 150 kWh	4	1.86%	6.98%	138	\$23.80	\$23.98	\$0.18	0.79%	6
7	150 to 200 kWh	11	5.12%	12.09%	178	\$29.77	\$30.01	\$0.24	0.81%	7
8	200 to 250 kWh	8	3.72%	15.81%	216	\$36.53	\$36.82	\$0.29	0.80%	8
9	250 to 300 kWh	10	4.65%	20.46%	282	\$47.20	\$47.58	\$0.38	0.81%	9
10	300 to 350 kWh	7	3.26%	23.72%	327	\$54.97	\$55.41	\$0.44	0.80%	10
11	350 to 400 kWh	7	3.26%	26.98%	373	\$63.50	\$64.01	\$0.51	0.81%	11
12	400 to 450 kWh	16	7.44%	34.42%	427	\$72.75	\$73.34	\$0.59	0.81%	12
13	450 to 500 kWh	13	6.05%	40.46%	468	\$88.10	\$88.81	\$0.71	0.81%	13
14	500 to 550 kWh	11	5.12%	45.58%	530	\$91.08	\$91.82	\$0.74	0.81%	14
15	550 to 600 kWh	3	1.40%	46.98%	582	\$111.16	\$112.05	\$0.89	0.80%	15
16	600 to 650 kWh	4	1.86%	48.84%	622	\$119.23	\$120.18	\$0.95	0.80%	16
17	650 to 700 kWh	12	5.58%	54.42%	669	\$133.97	\$135.05	\$1.08	0.80%	17
18	700 to 800 kWh	13	6.05%	60.46%	753	\$153.76	\$154.99	\$1.23	0.80%	18
19	800 to 900 kWh	18	8.37%	68.84%	856	\$189.70	\$191.22	\$1.52	0.80%	19
20	900 to 1000 kWh	21	9.77%	78.60%	954	\$206.62	\$208.27	\$1.65	0.80%	20
21	1000 to 1500 kWh	41	19.07%	97.67%	1194	\$276.94	\$278.20	\$1.26	0.46%	21
22	1500 to 2000 kWh	5	2.33%	100.00%	1681	\$427.53	\$420.51	(\$7.02)	-1.64%	22
23	2000 to 3000 kWh	0	0.00%	100.00%	0	\$0.00	\$0.00	\$0.00	0.00%	23
24	> 3000 kWh	0	0.00%	100.00%	0	\$0.00	\$0.00	\$0.00	0.00%	24
25	TOTAL	215	100.00%	100.00%	681	\$144.79	\$145.52	\$0.73	0.51%	25

Note: DR w/ HUC reflects SDG&E's residential tiered rate schedule (Schedule DR) effective November 1, 2018 (AL 3290-E). DR w/o HUC is SDG&E's proposal to eliminate the HUC Charge.

Declaration of Cynthia Fang  
November 30, 2018

APPENDIX C – ATTACHMENT A  
 ILLUSTRATIVE POPULATION BILL IMPACTS  
 SAN DIEGO GAS AND ELECTRIC COMPANY  
 PETITION FOR MODIFICATION OF D.15-07-001 AND D.17-07-006

**Typical Monthly Residential Energy Charges at DR w/ HUC and DR w/o HUC  
 Desert Customers  
 CARE, Summer, All Electric**

Line										Line
No.	Energy kWh	Number of Customers	% of Customers	% of Customers Cumulative	Avg kWh for the Range	DR w/ HUC (\$)	DR w/o HUC (\$)	CHANGE (\$)	CHANGE (%)	No.
1	< 25 kWh	0	0.00%	0.00%	0	\$0.00	\$0.00	\$0.00	0.00%	1
2	25 to 50 kWh	0	0.00%	0.00%	0	\$0.00	\$0.00	\$0.00	0.00%	2
3	50 to 75 kWh	0	0.00%	0.00%	0	\$0.00	\$0.00	\$0.00	0.00%	3
4	75 to 100 kWh	1	0.46%	0.46%	98	\$16.38	\$16.51	\$0.13	0.81%	4
5	100 to 125 kWh	2	0.91%	1.37%	109	\$18.26	\$18.40	\$0.14	0.80%	5
6	125 to 150 kWh	3	1.37%	2.74%	140	\$23.48	\$23.67	\$0.19	0.81%	6
7	150 to 200 kWh	1	0.46%	3.20%	169	\$28.28	\$28.51	\$0.23	0.81%	7
8	200 to 250 kWh	4	1.83%	5.02%	231	\$38.63	\$38.94	\$0.31	0.81%	8
9	250 to 300 kWh	7	3.20%	8.22%	274	\$45.78	\$46.15	\$0.37	0.81%	9
10	300 to 350 kWh	10	4.57%	12.79%	329	\$55.61	\$56.06	\$0.45	0.81%	10
11	350 to 400 kWh	8	3.65%	16.44%	376	\$62.84	\$63.34	\$0.50	0.81%	11
12	400 to 450 kWh	9	4.11%	20.55%	429	\$72.47	\$73.05	\$0.58	0.81%	12
13	450 to 500 kWh	14	6.39%	26.94%	472	\$79.66	\$80.31	\$0.65	0.81%	13
14	500 to 550 kWh	6	2.74%	29.68%	532	\$108.82	\$109.69	\$0.87	0.80%	14
15	550 to 600 kWh	9	4.11%	33.79%	578	\$97.38	\$98.16	\$0.78	0.81%	15
16	600 to 650 kWh	7	3.20%	36.99%	628	\$112.84	\$113.75	\$0.91	0.81%	16
17	650 to 700 kWh	8	3.65%	40.64%	680	\$122.33	\$123.32	\$0.99	0.81%	17
18	700 to 800 kWh	18	8.22%	48.86%	755	\$141.47	\$142.61	\$1.14	0.80%	18
19	800 to 900 kWh	18	8.22%	57.08%	840	\$165.81	\$167.14	\$1.33	0.80%	19
20	900 to 1000 kWh	21	9.59%	66.67%	946	\$192.63	\$194.17	\$1.54	0.80%	20
21	1000 to 1500 kWh	56	25.57%	92.24%	1186	\$260.51	\$262.40	\$1.89	0.73%	21
22	1500 to 2000 kWh	16	7.31%	99.54%	1696	\$427.63	\$427.73	\$0.10	0.02%	22
23	2000 to 3000 kWh	1	0.46%	100.00%	2164	\$567.91	\$551.30	(\$16.61)	-2.92%	23
24	> 3000 kWh	0	0.00%	100.00%	0	\$0.00	\$0.00	\$0.00	0.00%	24
25	TOTAL	219	100.00%	100.00%	836	\$175.00	\$176.02	\$1.02	0.58%	25

Note: DR w/ HUC reflects SDG&E's residential tiered rate schedule (Schedule DR) effective November 1, 2018 (AL 3290-E). DR w/o HUC is SDG&E's proposal to eliminate the HUC Charge.

Declaration of Cynthia Fang  
 November 30, 2018

APPENDIX C – ATTACHMENT A  
ILLUSTRATIVE POPULATION BILL IMPACTS  
SAN DIEGO GAS AND ELECTRIC COMPANY  
PETITION FOR MODIFICATION OF D.15-07-001 AND D.17-07-006

**Typical Monthly Residential Energy Charges at DR w/ HUC and DR w/o HUC  
Desert Customers  
CARE, Winter, Basic**

Line No.	Energy kWh	Number of Customers	% of Customers	% of Customers Cumulative	Avg kWh for the Range	DR w/ HUC (\$)	DR w/o HUC (\$)	CHANGE (\$)	CHANGE (%)	Line No.
1	< 25 kWh	3	1.40%	1.40%	13	\$4.98	\$4.99	\$0.01	0.05%	1
2	25 to 50 kWh	0	0.00%	1.40%	0	\$0.00	\$0.00	\$0.00	0.00%	2
3	50 to 75 kWh	2	0.93%	2.33%	72	\$10.18	\$10.28	\$0.10	0.98%	3
4	75 to 100 kWh	6	2.79%	5.12%	83	\$12.07	\$12.18	\$0.11	0.91%	4
5	100 to 125 kWh	7	3.26%	8.37%	114	\$16.15	\$16.30	\$0.15	0.95%	5
6	125 to 150 kWh	4	1.86%	10.23%	131	\$18.55	\$18.73	\$0.18	0.95%	6
7	150 to 200 kWh	19	8.84%	19.07%	178	\$25.25	\$25.49	\$0.24	0.96%	7
8	200 to 250 kWh	26	12.09%	31.16%	221	\$31.94	\$32.25	\$0.31	0.96%	8
9	250 to 300 kWh	17	7.91%	39.07%	281	\$40.20	\$40.58	\$0.38	0.96%	9
10	300 to 350 kWh	30	13.95%	53.02%	324	\$48.60	\$49.07	\$0.47	0.96%	10
11	350 to 400 kWh	22	10.23%	63.26%	369	\$55.19	\$55.72	\$0.53	0.96%	11
12	400 to 450 kWh	18	8.37%	71.63%	421	\$63.52	\$64.13	\$0.61	0.96%	12
13	450 to 500 kWh	14	6.51%	78.14%	475	\$76.69	\$77.42	\$0.73	0.96%	13
14	500 to 550 kWh	15	6.98%	85.12%	525	\$86.24	\$87.06	\$0.82	0.96%	14
15	550 to 600 kWh	9	4.19%	89.30%	578	\$98.40	\$99.33	\$0.93	0.95%	15
16	600 to 650 kWh	7	3.26%	92.56%	620	\$109.30	\$110.34	\$1.04	0.95%	16
17	650 to 700 kWh	7	3.26%	95.81%	670	\$121.01	\$122.16	\$1.15	0.95%	17
18	700 to 800 kWh	2	0.93%	96.74%	728	\$135.66	\$136.95	\$1.29	0.95%	18
19	800 to 900 kWh	1	0.47%	97.21%	879	\$173.34	\$174.98	\$1.64	0.95%	19
20	900 to 1000 kWh	2	0.93%	98.14%	962	\$194.37	\$196.22	\$1.85	0.95%	20
21	1000 to 1500 kWh	4	1.86%	100.00%	1135	\$238.87	\$240.01	\$1.14	0.48%	21
22	1500 to 2000 kWh	0	0.00%	100.00%	0	\$0.00	\$0.00	\$0.00	0.00%	22
23	2000 to 3000 kWh	0	0.00%	100.00%	0	\$0.00	\$0.00	\$0.00	0.00%	23
24	> 3000 kWh	0	0.00%	100.00%	0	\$0.00	\$0.00	\$0.00	0.00%	24
25	TOTAL	215	100.00%	100.00%	367	\$59.34	\$59.88	\$0.54	0.92%	25

Note: DR w/ HUC reflects SDG&E's residential tiered rate schedule (Schedule DR) effective November 1, 2018 (AL 3290-E). DR w/o HUC is SDG&E's proposal to eliminate the HUC Charge.

Declaration of Cynthia Fang  
November 30, 2018

APPENDIX C – ATTACHMENT A  
ILLUSTRATIVE POPULATION BILL IMPACTS  
SAN DIEGO GAS AND ELECTRIC COMPANY  
PETITION FOR MODIFICATION OF D.15-07-001 AND D.17-07-006

**Typical Monthly Residential Energy Charges at DR w/ HUC and DR w/o HUC  
Desert Customers  
CARE, Winter, All Electric**

Line No.	Energy kWh	Number of Customers	% of Customers	% of Customers Cumulative	Avg kWh for the Range	DR w/ HUC (\$)	DR w/o HUC (\$)	CHANGE (\$)	CHANGE (%)	Line No.
1	< 25 kWh	0	0.00%	0.00%	0	\$0.00	\$0.00	\$0.00	0.00%	1
2	25 to 50 kWh	0	0.00%	0.00%	0	\$0.00	\$0.00	\$0.00	0.00%	2
3	50 to 75 kWh	2	0.91%	0.91%	72	\$10.25	\$10.35	\$0.10	0.95%	3
4	75 to 100 kWh	2	0.91%	1.83%	88	\$12.42	\$12.54	\$0.12	0.94%	4
5	100 to 125 kWh	2	0.91%	2.74%	108	\$15.30	\$15.45	\$0.15	0.96%	5
6	125 to 150 kWh	3	1.37%	4.11%	130	\$24.02	\$24.23	\$0.21	0.88%	6
7	150 to 200 kWh	7	3.20%	7.31%	177	\$25.05	\$25.29	\$0.24	0.96%	7
8	200 to 250 kWh	12	5.48%	12.78%	228	\$32.18	\$32.49	\$0.31	0.96%	8
9	250 to 300 kWh	14	6.39%	19.18%	279	\$39.47	\$39.85	\$0.38	0.96%	9
10	300 to 350 kWh	14	6.39%	25.57%	331	\$46.57	\$47.02	\$0.45	0.96%	10
11	350 to 400 kWh	15	6.85%	32.42%	376	\$54.15	\$54.67	\$0.52	0.96%	11
12	400 to 450 kWh	17	7.76%	40.18%	426	\$60.02	\$60.60	\$0.58	0.96%	12
13	450 to 500 kWh	13	5.94%	46.12%	466	\$65.72	\$66.35	\$0.63	0.96%	13
14	500 to 550 kWh	19	8.68%	54.79%	522	\$74.29	\$75.01	\$0.72	0.96%	14
15	550 to 600 kWh	16	7.31%	62.10%	572	\$80.64	\$81.41	\$0.77	0.96%	15
16	600 to 650 kWh	18	8.22%	70.32%	623	\$88.36	\$89.20	\$0.84	0.96%	16
17	650 to 700 kWh	9	4.11%	74.43%	674	\$97.80	\$98.74	\$0.94	0.96%	17
18	700 to 800 kWh	12	5.48%	79.91%	743	\$115.79	\$116.90	\$1.11	0.96%	18
19	800 to 900 kWh	19	8.68%	88.58%	851	\$132.39	\$133.66	\$1.27	0.96%	19
20	900 to 1000 kWh	7	3.20%	91.78%	962	\$157.58	\$159.09	\$1.51	0.96%	20
21	1000 to 1500 kWh	17	7.76%	99.54%	1115	\$193.75	\$195.60	\$1.85	0.95%	21
22	1500 to 2000 kWh	1	0.46%	100.00%	1654	\$328.40	\$331.51	\$3.11	0.95%	22
23	2000 to 3000 kWh	0	0.00%	100.00%	0	\$0.00	\$0.00	\$0.00	0.00%	23
24	> 3000 kWh	0	0.00%	100.00%	0	\$0.00	\$0.00	\$0.00	0.00%	24
25	TOTAL	219	100.00%	100.00%	553	\$84.04	\$84.84	\$0.80	0.96%	25

Note: DR w/ HUC reflects SDG&E’s residential tiered rate schedule (Schedule DR) effective November 1, 2018 (AL 3290-E). DR w/o HUC is SDG&E’s proposal to eliminate the HUC Charge.

Declaration of Cynthia Fang  
November 30, 2018



APPENDIX C – ATTACHMENT A  
ILLUSTRATIVE POPULATION BILL IMPACTS  
SAN DIEGO GAS AND ELECTRIC COMPANY  
PETITION FOR MODIFICATION OF D.15-07-001 AND D.17-07-006

**Typical Monthly Residential Energy Charges at DR w/ HUC and DR w/o HUC  
Desert Customers  
CARE, Annual, Basic**

Line No.	Energy kWh	Number of Customers	% of Customers	% of Customers Cumulative	Avg kWh for the Range	DR w/ HUC (\$)	DR w/o HUC (\$)	CHANGE (\$)	CHANGE (%)	Line No.
1	< 25 kWh	2	0.93%	0.93%	9	\$4.99	\$4.99	\$0.00	0.00%	1
2	25 to 50 kWh	0	0.00%	0.93%	0	\$0.00	\$0.00	\$0.00	0.00%	2
3	50 to 75 kWh	0	0.00%	0.93%	0	\$0.00	\$0.00	\$0.00	0.00%	3
4	75 to 100 kWh	4	1.86%	2.79%	89	\$13.72	\$13.84	\$0.12	0.88%	4
5	100 to 125 kWh	3	1.40%	4.19%	123	\$18.86	\$19.02	\$0.16	0.87%	5
6	125 to 150 kWh	8	3.72%	7.91%	138	\$21.77	\$21.96	\$0.19	0.84%	6
7	150 to 200 kWh	13	6.05%	13.95%	180	\$27.44	\$27.69	\$0.25	0.89%	7
8	200 to 250 kWh	11	5.12%	19.07%	227	\$35.89	\$36.21	\$0.32	0.87%	8
9	250 to 300 kWh	10	4.65%	23.72%	279	\$44.04	\$44.42	\$0.38	0.87%	9
10	300 to 350 kWh	16	7.44%	31.16%	329	\$52.85	\$53.31	\$0.46	0.87%	10
11	350 to 400 kWh	9	4.19%	35.35%	387	\$66.85	\$67.44	\$0.59	0.87%	11
12	400 to 450 kWh	21	9.77%	45.12%	421	\$72.84	\$73.47	\$0.63	0.87%	12
13	450 to 500 kWh	21	9.77%	54.88%	478	\$90.57	\$91.34	\$0.77	0.85%	13
14	500 to 550 kWh	15	6.98%	61.86%	533	\$96.55	\$97.39	\$0.84	0.86%	14
15	550 to 600 kWh	8	3.72%	65.58%	576	\$110.17	\$111.09	\$0.92	0.84%	15
16	600 to 650 kWh	16	7.44%	73.02%	620	\$118.60	\$119.47	\$0.87	0.74%	16
17	650 to 700 kWh	15	6.98%	80.00%	676	\$134.67	\$135.51	\$0.84	0.62%	17
18	700 to 800 kWh	22	10.23%	90.23%	745	\$149.21	\$150.11	\$0.90	0.60%	18
19	800 to 900 kWh	8	3.72%	93.95%	843	\$174.24	\$175.61	\$1.37	0.79%	19
20	900 to 1000 kWh	3	1.40%	95.35%	946	\$204.82	\$205.25	\$0.43	0.21%	20
21	1000 to 1500 kWh	10	4.65%	100.00%	1122	\$250.78	\$250.85	\$0.07	0.03%	21
22	1500 to 2000 kWh	0	0.00%	100.00%	0	\$0.00	\$0.00	\$0.00	0.00%	22
23	2000 to 3000 kWh	0	0.00%	100.00%	0	\$0.00	\$0.00	\$0.00	0.00%	23
24	> 3000 kWh	0	0.00%	100.00%	0	\$0.00	\$0.00	\$0.00	0.00%	24
25	TOTAL	215	100.00%	100.00%	497	\$94.94	\$95.57	\$0.63	0.66%	25

Note: DR w/ HUC reflects SDG&E's residential tiered rate schedule (Schedule DR) effective November 1, 2018 (AL 3290-E). DR w/o HUC is SDG&E's proposal to eliminate the HUC Charge.

Declaration of Cynthia Fang  
November 30, 2018

APPENDIX C – ATTACHMENT A  
ILLUSTRATIVE POPULATION BILL IMPACTS  
SAN DIEGO GAS AND ELECTRIC COMPANY  
PETITION FOR MODIFICATION OF D.15-07-001 AND D.17-07-006

**Typical Monthly Residential Energy Charges at DR w/ HUC and DR w/o HUC  
Desert Customers  
CARE, Annual, All Electric**

Line									Line	
No.	Energy kWh	Number of Customers	% of Customers	% of Customers Cumulative	Avg kWh for the Range	DR w/ HUC (\$)	DR w/o HUC (\$)	CHANGE (\$)	CHANGE (%)	No.
1	< 25 kWh	0	0.00%	0.00%	0	\$0.00	\$0.00	\$0.00	0.00%	1
2	25 to 50 kWh	0	0.00%	0.00%	0	\$0.00	\$0.00	\$0.00	0.00%	2
3	50 to 75 kWh	0	0.00%	0.00%	0	\$0.00	\$0.00	\$0.00	0.00%	3
4	75 to 100 kWh	3	1.37%	1.37%	86	\$13.44	\$13.56	\$0.12	0.87%	4
5	100 to 125 kWh	1	0.46%	1.83%	111	\$17.00	\$17.15	\$0.15	0.88%	5
6	125 to 150 kWh	1	0.46%	2.28%	139	\$21.22	\$21.41	\$0.19	0.88%	6
7	150 to 200 kWh	4	1.83%	4.11%	184	\$28.55	\$28.79	\$0.24	0.87%	7
8	200 to 250 kWh	6	2.74%	6.85%	231	\$35.63	\$35.95	\$0.32	0.88%	8
9	250 to 300 kWh	9	4.11%	10.96%	272	\$41.68	\$42.05	\$0.37	0.88%	9
10	300 to 350 kWh	10	4.57%	15.53%	323	\$57.06	\$57.54	\$0.48	0.85%	10
11	350 to 400 kWh	12	5.48%	21.01%	375	\$58.66	\$59.17	\$0.51	0.88%	11
12	400 to 450 kWh	12	5.48%	26.48%	428	\$66.75	\$67.34	\$0.59	0.88%	12
13	450 to 500 kWh	9	4.11%	30.59%	480	\$75.62	\$76.28	\$0.66	0.88%	13
14	500 to 550 kWh	16	7.31%	37.90%	529	\$89.03	\$89.80	\$0.77	0.87%	14
15	550 to 600 kWh	12	5.48%	43.38%	578	\$97.77	\$98.61	\$0.84	0.86%	15
16	600 to 650 kWh	11	5.02%	48.40%	627	\$103.29	\$104.19	\$0.90	0.87%	16
17	650 to 700 kWh	16	7.31%	55.71%	675	\$118.99	\$120.01	\$1.02	0.86%	17
18	700 to 800 kWh	28	12.79%	68.49%	759	\$134.58	\$135.72	\$1.14	0.84%	18
19	800 to 900 kWh	25	11.42%	79.91%	844	\$153.89	\$155.03	\$1.14	0.74%	19
20	900 to 1000 kWh	16	7.31%	87.22%	953	\$179.50	\$180.66	\$1.16	0.65%	20
21	1000 to 1500 kWh	27	12.33%	99.54%	1199	\$247.55	\$249.12	\$1.57	0.64%	21
22	1500 to 2000 kWh	1	0.46%	100.00%	1587	\$357.89	\$352.12	(\$5.77)	-1.61%	22
23	2000 to 3000 kWh	0	0.00%	100.00%	0	\$0.00	\$0.00	\$0.00	0.00%	23
24	> 3000 kWh	0	0.00%	100.00%	0	\$0.00	\$0.00	\$0.00	0.00%	24
25	TOTAL	219	100.00%	100.00%	671	\$121.94	\$122.83	\$0.89	0.73%	25

Note: DR w/ HUC reflects SDG&E’s residential tiered rate schedule (Schedule DR) effective November 1, 2018 (AL 3290-E). DR w/o HUC is SDG&E’s proposal to eliminate the HUC Charge.

Declaration of Cynthia Fang  
November 30, 2018

APPENDIX C – ATTACHMENT A  
ILLUSTRATIVE POPULATION BILL IMPACTS  
SAN DIEGO GAS AND ELECTRIC COMPANY  
PETITION FOR MODIFICATION OF D.15-07-001 AND D.17-07-006

**Typical Monthly Residential Energy Charges at DR w/ HUC and DR w/o HUC  
Desert Customers  
Non-CARE, Summer, Basic**

Line										Line
No.	Energy kWh	Number of Customers	% of Customers	% of Customers Cumulative	Avg kWh for the Range	DR w/ HUC (\$)	DR w/o HUC (\$)	CHANGE (\$)	CHANGE (%)	No.
1	< 25 kWh	46	6.38%	6.38%	4	\$10.11	\$10.11	\$0.00	0.01%	1
2	25 to 50 kWh	19	2.64%	9.02%	37	\$12.77	\$12.83	\$0.06	0.44%	2
3	50 to 75 kWh	32	4.44%	13.45%	64	\$17.86	\$18.00	\$0.14	0.77%	3
4	75 to 100 kWh	32	4.44%	17.89%	86	\$23.94	\$24.12	\$0.18	0.77%	4
5	100 to 125 kWh	43	5.96%	23.86%	112	\$30.80	\$31.04	\$0.24	0.79%	5
6	125 to 150 kWh	38	5.27%	29.13%	139	\$37.65	\$37.95	\$0.30	0.80%	6
7	150 to 200 kWh	40	5.55%	34.67%	177	\$48.20	\$48.59	\$0.39	0.80%	7
8	200 to 250 kWh	32	4.44%	39.11%	229	\$62.35	\$62.85	\$0.50	0.80%	8
9	250 to 300 kWh	43	5.96%	45.08%	273	\$75.49	\$76.10	\$0.61	0.80%	9
10	300 to 350 kWh	30	4.16%	49.24%	321	\$88.40	\$89.11	\$0.71	0.81%	10
11	350 to 400 kWh	23	3.19%	52.43%	371	\$102.25	\$103.08	\$0.83	0.81%	11
12	400 to 450 kWh	30	4.16%	56.59%	426	\$118.57	\$119.52	\$0.95	0.80%	12
13	450 to 500 kWh	25	3.47%	60.05%	477	\$140.25	\$141.38	\$1.13	0.80%	13
14	500 to 550 kWh	29	4.02%	64.08%	523	\$150.60	\$151.81	\$1.21	0.81%	14
15	550 to 600 kWh	19	2.64%	66.71%	576	\$172.61	\$174.00	\$1.39	0.81%	15
16	600 to 650 kWh	29	4.02%	70.73%	622	\$186.24	\$187.74	\$1.50	0.81%	16
17	650 to 700 kWh	20	2.77%	73.51%	679	\$214.62	\$216.34	\$1.72	0.80%	17
18	700 to 800 kWh	38	5.27%	78.78%	751	\$239.82	\$241.75	\$1.93	0.81%	18
19	800 to 900 kWh	26	3.61%	82.38%	848	\$286.53	\$288.82	\$2.29	0.80%	19
20	900 to 1000 kWh	23	3.19%	85.57%	940	\$321.95	\$324.54	\$2.59	0.81%	20
21	1000 to 1500 kWh	63	8.74%	94.31%	1213	\$451.71	\$454.24	\$2.53	0.56%	21
22	1500 to 2000 kWh	20	2.77%	97.09%	1665	\$678.23	\$669.11	(\$9.12)	-1.35%	22
23	2000 to 3000 kWh	15	2.08%	99.17%	2297	\$994.95	\$963.92	(\$31.03)	-3.12%	23
24	> 3000 kWh	6	0.83%	100.00%	4725	\$2,322.52	\$2,119.10	(\$203.42)	-8.76%	24
25	TOTAL	721	100.00%	100.00%	537	\$188.94	\$187.29	(\$1.65)	-0.87%	25

Note: DR w/ HUC reflects SDG&E’s residential tiered rate schedule (Schedule DR) effective November 1, 2018 (AL 3290-E). DR w/o HUC is SDG&E’s proposal to eliminate the HUC Charge.

Declaration of Cynthia Fang  
November 30, 2018

APPENDIX C – ATTACHMENT A  
ILLUSTRATIVE POPULATION BILL IMPACTS  
SAN DIEGO GAS AND ELECTRIC COMPANY  
PETITION FOR MODIFICATION OF D.15-07-001 AND D.17-07-006

**Typical Monthly Residential Energy Charges at DR w/ HUC and DR w/o HUC  
Desert Customers  
Non-CARE, Summer, All Electric**

Line No.	Energy kWh	Number of Customers	% of Customers	% of Customers Cumulative	Avg kWh for the Range	DR w/ HUC (\$)	DR w/o HUC (\$)	CHANGE (\$)	CHANGE (%)	Line No.
1	< 25 kWh	48	4.82%	4.82%	-9	\$10.18	\$10.19	\$0.01	0.03%	1
2	25 to 50 kWh	24	2.41%	7.23%	36	\$13.44	\$13.50	\$0.06	0.46%	2
3	50 to 75 kWh	22	2.21%	9.44%	61	\$18.18	\$18.31	\$0.13	0.70%	3
4	75 to 100 kWh	27	2.71%	12.15%	89	\$24.56	\$24.76	\$0.20	0.79%	4
5	100 to 125 kWh	55	5.52%	17.67%	111	\$30.41	\$30.65	\$0.24	0.80%	5
6	125 to 150 kWh	45	4.52%	22.19%	137	\$37.51	\$37.81	\$0.30	0.79%	6
7	150 to 200 kWh	74	7.43%	29.62%	171	\$46.64	\$47.01	\$0.37	0.80%	7
8	200 to 250 kWh	61	6.12%	35.74%	223	\$60.74	\$61.23	\$0.49	0.80%	8
9	250 to 300 kWh	49	4.92%	40.66%	274	\$74.29	\$74.89	\$0.60	0.80%	9
10	300 to 350 kWh	47	4.72%	45.38%	319	\$86.28	\$86.98	\$0.70	0.81%	10
11	350 to 400 kWh	47	4.72%	50.10%	376	\$102.92	\$103.75	\$0.83	0.80%	11
12	400 to 450 kWh	42	4.22%	54.32%	422	\$115.60	\$116.53	\$0.93	0.80%	12
13	450 to 500 kWh	45	4.52%	58.84%	477	\$132.30	\$133.37	\$1.07	0.80%	13
14	500 to 550 kWh	45	4.52%	63.35%	528	\$148.71	\$149.91	\$1.20	0.80%	14
15	550 to 600 kWh	36	3.61%	66.97%	571	\$162.36	\$163.67	\$1.31	0.80%	15
16	600 to 650 kWh	26	2.61%	69.58%	627	\$183.62	\$185.09	\$1.47	0.80%	16
17	650 to 700 kWh	28	2.81%	72.39%	674	\$201.00	\$202.62	\$1.62	0.80%	17
18	700 to 800 kWh	57	5.72%	78.11%	748	\$232.27	\$234.14	\$1.87	0.80%	18
19	800 to 900 kWh	37	3.72%	81.83%	844	\$271.59	\$273.66	\$2.07	0.76%	19
20	900 to 1000 kWh	30	3.01%	84.84%	937	\$307.01	\$309.42	\$2.41	0.79%	20
21	1000 to 1500 kWh	107	10.74%	95.58%	1221	\$434.93	\$437.85	\$2.92	0.67%	21
22	1500 to 2000 kWh	29	2.91%	98.49%	1694	\$657.26	\$656.54	(\$0.72)	-0.11%	22
23	2000 to 3000 kWh	11	1.10%	99.60%	2306	\$971.23	\$949.04	(\$22.19)	-2.29%	23
24	> 3000 kWh	4	0.40%	100.00%	3322	\$1,511.49	\$1,430.30	(\$81.19)	-5.37%	24
25	TOTAL	996	100.00%	100.00%	530	\$174.20	\$174.64	\$0.44	0.26%	25

Note: DR w/ HUC reflects SDG&E's residential tiered rate schedule (Schedule DR) effective November 1, 2018 (AL 3290-E). DR w/o HUC is SDG&E's proposal to eliminate the HUC Charge.

Declaration of Cynthia Fang  
November 30, 2018

APPENDIX C – ATTACHMENT A  
ILLUSTRATIVE POPULATION BILL IMPACTS  
SAN DIEGO GAS AND ELECTRIC COMPANY  
PETITION FOR MODIFICATION OF D.15-07-001 AND D.17-07-006

**Typical Monthly Residential Energy Charges at DR w/ HUC and DR w/o HUC  
Desert Customers  
Non-CARE, Winter, Basic**

Line										Line
No.	Energy kWh	Number of Customers	% of Customers	% of Customers Cumulative	Avg kWh for the Range	DR w/ HUC (\$)	DR w/o HUC (\$)	CHANGE (\$)	CHANGE (%)	No.
1	< 25 kWh	45	6.24%	6.24%	4	\$10.07	\$10.08	\$0.01	0.03%	1
2	25 to 50 kWh	20	2.77%	9.02%	39	\$12.01	\$12.06	\$0.05	0.48%	2
3	50 to 75 kWh	26	3.61%	12.62%	62	\$14.82	\$14.94	\$0.12	0.85%	3
4	75 to 100 kWh	26	3.61%	16.23%	87	\$20.16	\$20.34	\$0.18	0.92%	4
5	100 to 125 kWh	33	4.58%	20.80%	111	\$25.77	\$26.01	\$0.24	0.93%	5
6	125 to 150 kWh	30	4.16%	24.97%	137	\$31.64	\$31.93	\$0.29	0.94%	6
7	150 to 200 kWh	69	9.57%	34.54%	175	\$40.34	\$40.72	\$0.38	0.94%	7
8	200 to 250 kWh	68	9.43%	43.97%	223	\$51.90	\$52.39	\$0.49	0.94%	8
9	250 to 300 kWh	77	10.68%	54.65%	273	\$63.65	\$64.25	\$0.60	0.94%	9
10	300 to 350 kWh	53	7.35%	62.00%	324	\$76.50	\$77.22	\$0.72	0.95%	10
11	350 to 400 kWh	44	6.10%	68.10%	372	\$90.30	\$91.12	\$0.82	0.91%	11
12	400 to 450 kWh	51	7.07%	75.17%	422	\$104.45	\$105.43	\$0.98	0.95%	12
13	450 to 500 kWh	29	4.02%	79.20%	477	\$123.48	\$124.65	\$1.17	0.95%	13
14	500 to 550 kWh	30	4.16%	83.36%	521	\$138.71	\$140.03	\$1.32	0.95%	14
15	550 to 600 kWh	17	2.36%	85.72%	567	\$155.78	\$157.26	\$1.48	0.95%	15
16	600 to 650 kWh	16	2.22%	87.93%	627	\$179.72	\$181.42	\$1.70	0.95%	16
17	650 to 700 kWh	10	1.39%	89.32%	672	\$197.87	\$199.50	\$1.63	0.82%	17
18	700 to 800 kWh	21	2.91%	92.23%	749	\$227.66	\$229.48	\$1.82	0.80%	18
19	800 to 900 kWh	19	2.64%	94.87%	840	\$263.41	\$265.50	\$2.09	0.79%	19
20	900 to 1000 kWh	5	0.69%	95.56%	934	\$301.22	\$303.76	\$2.54	0.84%	20
21	1000 to 1500 kWh	15	2.08%	97.64%	1218	\$418.78	\$418.36	(\$0.42)	-0.10%	21
22	1500 to 2000 kWh	10	1.39%	99.03%	1674	\$622.28	\$602.86	(\$19.42)	-3.12%	22
23	2000 to 3000 kWh	6	0.83%	99.86%	2517	\$1,013.67	\$943.50	(\$70.17)	-6.92%	23
24	> 3000 kWh	1	0.14%	100.00%	7929	\$3,538.01	\$3,131.25	(\$406.76)	-11.50%	24
25	TOTAL	721	100.00%	100.00%	369	\$106.29	\$105.54	(\$0.75)	-0.70%	25

Note: DR w/ HUC reflects SDG&E's residential tiered rate schedule (Schedule DR) effective November 1, 2018 (AL 3290-E). DR w/o HUC is SDG&E's proposal to eliminate the HUC Charge.

APPENDIX C – ATTACHMENT A  
ILLUSTRATIVE POPULATION BILL IMPACTS  
SAN DIEGO GAS AND ELECTRIC COMPANY  
PETITION FOR MODIFICATION OF D.15-07-001 AND D.17-07-006

**Typical Monthly Residential Energy Charges at DR w/ HUC and DR w/o HUC  
Desert Customers  
Non-CARE, Winter, All Electric**

Line										Line
No.	Energy kWh	Number of Customers	% of Customers	% of Customers Cumulative	Avg kWh for the Range	DR w/ HUC (\$)	DR w/o HUC (\$)	CHANGE (\$)	CHANGE (%)	No.
1	< 25 kWh	34	3.41%	3.41%	-20	\$10.01	\$10.01	\$0.00	0.02%	1
2	25 to 50 kWh	13	1.31%	4.72%	39	\$12.06	\$12.12	\$0.06	0.49%	2
3	50 to 75 kWh	28	2.81%	7.53%	64	\$15.50	\$15.62	\$0.12	0.81%	3
4	75 to 100 kWh	25	2.51%	10.04%	88	\$21.08	\$21.26	\$0.18	0.89%	4
5	100 to 125 kWh	35	3.51%	13.55%	112	\$26.15	\$26.39	\$0.24	0.92%	5
6	125 to 150 kWh	29	2.91%	16.47%	135	\$31.24	\$31.53	\$0.29	0.94%	6
7	150 to 200 kWh	74	7.43%	23.90%	178	\$41.75	\$42.14	\$0.39	0.94%	7
8	200 to 250 kWh	75	7.53%	31.43%	224	\$51.51	\$51.99	\$0.48	0.94%	8
9	250 to 300 kWh	90	9.04%	40.46%	274	\$62.62	\$63.21	\$0.59	0.94%	9
10	300 to 350 kWh	80	8.03%	48.49%	324	\$74.28	\$74.98	\$0.70	0.95%	10
11	350 to 400 kWh	66	6.63%	55.12%	377	\$86.55	\$87.36	\$0.81	0.94%	11
12	400 to 450 kWh	60	6.02%	61.15%	424	\$98.02	\$98.94	\$0.92	0.94%	12
13	450 to 500 kWh	65	6.53%	67.67%	475	\$109.69	\$110.72	\$1.03	0.94%	13
14	500 to 550 kWh	57	5.72%	73.39%	522	\$121.70	\$122.85	\$1.15	0.94%	14
15	550 to 600 kWh	36	3.61%	77.01%	572	\$133.18	\$134.44	\$1.26	0.95%	15
16	600 to 650 kWh	49	4.92%	81.93%	623	\$146.55	\$147.94	\$1.39	0.95%	16
17	650 to 700 kWh	28	2.81%	84.74%	675	\$165.21	\$166.77	\$1.56	0.95%	17
18	700 to 800 kWh	43	4.32%	89.06%	739	\$179.02	\$180.71	\$1.69	0.95%	18
19	800 to 900 kWh	30	3.01%	92.07%	859	\$217.13	\$219.18	\$2.05	0.95%	19
20	900 to 1000 kWh	26	2.61%	94.68%	944	\$249.79	\$252.16	\$2.37	0.95%	20
21	1000 to 1500 kWh	44	4.42%	99.10%	1181	\$340.94	\$344.17	\$3.23	0.95%	21
22	1500 to 2000 kWh	7	0.70%	99.80%	1646	\$524.79	\$529.37	\$4.58	0.87%	22
23	2000 to 3000 kWh	1	0.10%	99.90%	2153	\$763.39	\$736.08	(\$27.31)	-3.58%	23
24	> 3000 kWh	1	0.10%	100.00%	3169	\$1,183.43	\$1,144.90	(\$38.53)	-3.26%	24
25	TOTAL	996	100.00%	100.00%	426	\$105.82	\$106.73	\$0.91	0.86%	25

Note: DR w/ HUC reflects SDG&E's residential tiered rate schedule (Schedule DR) effective November 1, 2018 (AL 3290-E). DR w/o HUC is SDG&E's proposal to eliminate the HUC Charge.

Declaration of Cynthia Fang  
November 30, 2018

APPENDIX C – ATTACHMENT A  
ILLUSTRATIVE POPULATION BILL IMPACTS  
SAN DIEGO GAS AND ELECTRIC COMPANY  
PETITION FOR MODIFICATION OF D.15-07-001 AND D.17-07-006

**Typical Monthly Residential Energy Charges at DR w/ HUC and DR w/o HUC  
Desert Customers  
Non-CARE, Annual, Basic**

Line										Line
No.	Energy kWh	Number of Customers	% of Customers	% of Customers Cumulative	Avg kWh for the Range	DR w/ HUC (\$)	DR w/o HUC (\$)	CHANGE (\$)	CHANGE (%)	No.
1	< 25 kWh	43	5.96%	5.96%	5	\$10.24	\$10.24	\$0.00	0.05%	1
2	25 to 50 kWh	7	0.97%	6.94%	39	\$12.38	\$12.44	\$0.06	0.47%	2
3	50 to 75 kWh	24	3.33%	10.26%	62	\$16.80	\$16.92	\$0.12	0.73%	3
4	75 to 100 kWh	27	3.75%	14.01%	88	\$22.53	\$22.71	\$0.18	0.83%	4
5	100 to 125 kWh	32	4.44%	18.45%	114	\$28.72	\$28.97	\$0.25	0.86%	5
6	125 to 150 kWh	23	3.19%	21.64%	136	\$33.93	\$34.22	\$0.29	0.86%	6
7	150 to 200 kWh	68	9.43%	31.07%	175	\$43.93	\$44.32	\$0.39	0.87%	7
8	200 to 250 kWh	67	9.29%	40.36%	223	\$56.16	\$56.65	\$0.49	0.87%	8
9	250 to 300 kWh	49	6.80%	47.16%	279	\$71.66	\$72.29	\$0.63	0.88%	9
10	300 to 350 kWh	40	5.55%	52.71%	326	\$84.86	\$85.60	\$0.74	0.88%	10
11	350 to 400 kWh	54	7.49%	60.20%	375	\$102.16	\$103.05	\$0.89	0.87%	11
12	400 to 450 kWh	39	5.41%	65.60%	426	\$116.64	\$117.64	\$1.00	0.87%	12
13	450 to 500 kWh	33	4.58%	70.18%	473	\$134.01	\$135.16	\$1.15	0.86%	13
14	500 to 550 kWh	37	5.13%	75.31%	529	\$151.56	\$152.87	\$1.31	0.86%	14
15	550 to 600 kWh	28	3.88%	79.20%	578	\$169.53	\$170.99	\$1.46	0.86%	15
16	600 to 650 kWh	14	1.94%	81.14%	630	\$192.35	\$193.74	\$1.39	0.72%	16
17	650 to 700 kWh	14	1.94%	83.08%	678	\$215.43	\$216.35	\$0.92	0.43%	17
18	700 to 800 kWh	30	4.16%	87.24%	745	\$238.39	\$240.11	\$1.72	0.72%	18
19	800 to 900 kWh	25	3.47%	90.71%	845	\$278.74	\$280.82	\$2.08	0.75%	19
20	900 to 1000 kWh	13	1.80%	92.51%	940	\$325.58	\$326.08	\$0.50	0.15%	20
21	1000 to 1500 kWh	35	4.85%	97.37%	1193	\$435.02	\$432.06	(\$2.96)	-0.68%	21
22	1500 to 2000 kWh	6	0.83%	98.20%	1654	\$638.60	\$628.52	(\$10.08)	-1.58%	22
23	2000 to 3000 kWh	10	1.39%	99.58%	2278	\$948.33	\$904.64	(\$43.69)	-4.61%	23
24	> 3000 kWh	3	0.42%	100.00%	5085	\$2,374.91	\$2,138.59	(\$236.32)	-9.95%	24
25	TOTAL	721	100.00%	100.00%	439	\$140.73	\$139.60	(\$1.13)	-0.80%	25

Note: DR w/ HUC reflects SDG&E’s residential tiered rate schedule (Schedule DR) effective November 1, 2018 (AL 3290-E). DR w/o HUC is SDG&E’s proposal to eliminate the HUC Charge.

Declaration of Cynthia Fang  
November 30, 2018

APPENDIX C – ATTACHMENT A  
ILLUSTRATIVE POPULATION BILL IMPACTS  
SAN DIEGO GAS AND ELECTRIC COMPANY  
PETITION FOR MODIFICATION OF D.15-07-001 AND D.17-07-006

**Typical Monthly Residential Energy Charges at DR w/ HUC and DR w/o HUC  
Desert Customers  
Non-CARE, Annual, All Electric**

Line										Line
No.	Energy kWh	Number of Customers	% of Customers	% of Customers Cumulative	Avg kWh for the Range	DR w/ HUC (\$)	DR w/o HUC (\$)	CHANGE (\$)	CHANGE (%)	No.
1	< 25 kWh	33	3.31%	3.31%	-15	\$11.87	\$11.89	\$0.02	0.18%	1
2	25 to 50 kWh	14	1.41%	4.72%	39	\$12.89	\$12.95	\$0.06	0.49%	2
3	50 to 75 kWh	14	1.41%	6.13%	62	\$17.25	\$17.37	\$0.12	0.74%	3
4	75 to 100 kWh	31	3.11%	9.24%	88	\$22.74	\$22.92	\$0.18	0.81%	4
5	100 to 125 kWh	28	2.81%	12.05%	114	\$29.23	\$29.47	\$0.24	0.84%	5
6	125 to 150 kWh	37	3.72%	15.76%	137	\$34.53	\$34.83	\$0.30	0.86%	6
7	150 to 200 kWh	78	7.83%	23.59%	175	\$43.29	\$43.67	\$0.38	0.88%	7
8	200 to 250 kWh	71	7.13%	30.72%	230	\$56.82	\$57.32	\$0.50	0.88%	8
9	250 to 300 kWh	77	7.73%	38.45%	276	\$68.00	\$68.60	\$0.60	0.88%	9
10	300 to 350 kWh	60	6.02%	44.48%	328	\$81.50	\$82.22	\$0.72	0.88%	10
11	350 to 400 kWh	69	6.93%	51.41%	372	\$93.29	\$94.11	\$0.82	0.88%	11
12	400 to 450 kWh	59	5.92%	57.33%	425	\$109.42	\$110.38	\$0.96	0.87%	12
13	450 to 500 kWh	70	7.03%	64.36%	475	\$122.80	\$123.87	\$1.07	0.87%	13
14	500 to 550 kWh	48	4.82%	69.18%	525	\$140.61	\$141.83	\$1.22	0.87%	14
15	550 to 600 kWh	39	3.92%	73.09%	572	\$150.99	\$152.28	\$1.29	0.85%	15
16	600 to 650 kWh	33	3.31%	76.41%	626	\$169.86	\$171.32	\$1.46	0.86%	16
17	650 to 700 kWh	32	3.21%	79.62%	672	\$187.32	\$188.94	\$1.62	0.86%	17
18	700 to 800 kWh	54	5.42%	85.04%	746	\$211.07	\$212.88	\$1.81	0.86%	18
19	800 to 900 kWh	34	3.41%	88.46%	851	\$251.40	\$253.55	\$2.15	0.85%	19
20	900 to 1000 kWh	27	2.71%	91.17%	949	\$289.08	\$291.29	\$2.21	0.77%	20
21	1000 to 1500 kWh	71	7.13%	98.30%	1179	\$381.04	\$382.56	\$1.52	0.40%	21
22	1500 to 2000 kWh	12	1.21%	99.50%	1695	\$611.87	\$607.72	(\$4.15)	-0.68%	22
23	2000 to 3000 kWh	4	0.40%	99.90%	2126	\$825.64	\$804.48	(\$21.16)	-2.56%	23
24	> 3000 kWh	1	0.10%	100.00%	3470	\$1,446.25	\$1,376.69	(\$69.56)	-4.81%	24
25	TOTAL	996	100.00%	100.00%	469	\$134.31	\$135.03	\$0.72	0.53%	25

Note: DR w/ HUC reflects SDG&E's residential tiered rate schedule (Schedule DR) effective November 1, 2018 (AL 3290-E). DR w/o HUC is SDG&E's proposal to eliminate the HUC Charge.

Declaration of Cynthia Fang  
November 30, 2018



APPENDIX C – ATTACHMENT A  
ILLUSTRATIVE POPULATION BILL IMPACTS  
SAN DIEGO GAS AND ELECTRIC COMPANY  
PETITION FOR MODIFICATION OF D.15-07-001 AND D.17-07-006

**Typical Monthly Residential Energy Charges at DR w/ HUC and DR w/o HUC  
Inland Customers  
CARE, Summer, Basic**

Line										Line
No.	Energy kWh	Number of Customers	% of Customers	% of Customers Cumulative	Avg kWh for the Range	DR w/ HUC (\$)	DR w/o HUC (\$)	CHANGE (\$)	CHANGE (%)	No.
1	< 25 kWh	33	0.05%	0.05%	11	\$5.53	\$5.53	\$0.00	0.08%	1
2	25 to 50 kWh	76	0.11%	0.16%	41	\$7.39	\$7.45	\$0.06	0.68%	2
3	50 to 75 kWh	231	0.34%	0.49%	65	\$11.20	\$11.29	\$0.09	0.79%	3
4	75 to 100 kWh	625	0.91%	1.40%	89	\$15.16	\$15.28	\$0.12	0.80%	4
5	100 to 125 kWh	1104	1.60%	3.01%	114	\$19.13	\$19.28	\$0.15	0.81%	5
6	125 to 150 kWh	1537	2.23%	5.24%	138	\$23.27	\$23.46	\$0.19	0.81%	6
7	150 to 200 kWh	4200	6.10%	11.34%	177	\$29.71	\$29.95	\$0.24	0.81%	7
8	200 to 250 kWh	5442	7.91%	19.25%	226	\$38.04	\$38.35	\$0.31	0.81%	8
9	250 to 300 kWh	6127	8.90%	28.15%	275	\$46.49	\$46.87	\$0.38	0.81%	9
10	300 to 350 kWh	6223	9.04%	37.19%	325	\$55.73	\$56.18	\$0.45	0.81%	10
11	350 to 400 kWh	6062	8.81%	45.99%	375	\$66.05	\$66.58	\$0.53	0.81%	11
12	400 to 450 kWh	5928	8.61%	54.61%	425	\$77.85	\$78.48	\$0.63	0.81%	12
13	450 to 500 kWh	5198	7.55%	62.16%	475	\$90.92	\$91.65	\$0.73	0.80%	13
14	500 to 550 kWh	4601	6.68%	68.84%	524	\$104.63	\$105.47	\$0.84	0.80%	14
15	550 to 600 kWh	4069	5.91%	74.75%	574	\$118.73	\$119.67	\$0.94	0.80%	15
16	600 to 650 kWh	3468	5.04%	79.79%	624	\$133.12	\$134.18	\$1.06	0.80%	16
17	650 to 700 kWh	2923	4.25%	84.04%	674	\$147.95	\$149.11	\$1.16	0.79%	17
18	700 to 800 kWh	4424	6.43%	90.46%	746	\$169.02	\$170.31	\$1.29	0.77%	18
19	800 to 900 kWh	2738	3.98%	94.44%	847	\$198.57	\$199.94	\$1.37	0.69%	19
20	900 to 1000 kWh	1709	2.48%	96.92%	944	\$228.45	\$229.62	\$1.17	0.51%	20
21	1000 to 1500 kWh	1886	2.74%	99.66%	1141	\$294.04	\$291.91	(\$2.13)	-0.72%	21
22	1500 to 2000 kWh	180	0.26%	99.92%	1669	\$483.98	\$464.32	(\$19.66)	-4.06%	22
23	2000 to 3000 kWh	46	0.07%	99.99%	2333	\$742.20	\$690.49	(\$51.71)	-6.97%	23
24	> 3000 kWh	6	0.01%	100.00%	3748	\$1,170.51	\$1,065.89	(\$104.62)	-8.94%	24
25	TOTAL	68836	100.00%	100.00%	466	\$95.75	\$96.25	\$0.50	0.53%	25

Note: DR w/ HUC reflects SDG&E’s residential tiered rate schedule (Schedule DR) effective November 1, 2018 (AL 3290-E). DR w/o HUC is SDG&E’s proposal to eliminate the HUC Charge.

Declaration of Cynthia Fang  
November 30, 2018

APPENDIX C – ATTACHMENT A  
ILLUSTRATIVE POPULATION BILL IMPACTS  
SAN DIEGO GAS AND ELECTRIC COMPANY  
PETITION FOR MODIFICATION OF D.15-07-001 AND D.17-07-006

**Typical Monthly Residential Energy Charges at DR w/ HUC and DR w/o HUC  
Inland Customers  
CARE, Summer, All Electric**

Line										Line
No.	Energy kWh	Number of Customers	% of Customers	% of Customers Cumulative	Avg kWh for the Range	DR w/ HUC (\$)	DR w/o HUC (\$)	CHANGE (\$)	CHANGE (%)	No.
1	< 25 kWh	5	0.01%	0.01%	7	\$5.02	\$5.02	\$0.00	0.00%	1
2	25 to 50 kWh	27	0.07%	0.08%	41	\$7.35	\$7.41	\$0.06	0.72%	2
3	50 to 75 kWh	116	0.29%	0.37%	65	\$11.11	\$11.20	\$0.09	0.79%	3
4	75 to 100 kWh	326	0.82%	1.19%	89	\$15.13	\$15.25	\$0.12	0.80%	4
5	100 to 125 kWh	565	1.42%	2.61%	114	\$19.19	\$19.35	\$0.16	0.81%	5
6	125 to 150 kWh	925	2.32%	4.93%	138	\$23.28	\$23.47	\$0.19	0.81%	6
7	150 to 200 kWh	2897	7.27%	12.20%	176	\$29.66	\$29.90	\$0.24	0.81%	7
8	200 to 250 kWh	3791	9.52%	21.72%	226	\$38.04	\$38.35	\$0.31	0.81%	8
9	250 to 300 kWh	4240	10.65%	32.37%	275	\$46.69	\$47.07	\$0.38	0.81%	9
10	300 to 350 kWh	4196	10.54%	42.90%	325	\$56.07	\$56.53	\$0.46	0.81%	10
11	350 to 400 kWh	4038	10.14%	53.04%	375	\$66.86	\$67.40	\$0.54	0.81%	11
12	400 to 450 kWh	3752	9.42%	62.46%	425	\$78.88	\$79.52	\$0.64	0.81%	12
13	450 to 500 kWh	3135	7.87%	70.33%	474	\$92.22	\$92.97	\$0.75	0.80%	13
14	500 to 550 kWh	2699	6.78%	77.11%	524	\$105.80	\$106.65	\$0.85	0.80%	14
15	550 to 600 kWh	2038	5.12%	82.22%	574	\$120.02	\$120.98	\$0.96	0.80%	15
16	600 to 650 kWh	1788	4.49%	86.71%	624	\$134.85	\$135.92	\$1.07	0.80%	16
17	650 to 700 kWh	1339	3.36%	90.08%	674	\$149.36	\$150.53	\$1.17	0.79%	17
18	700 to 800 kWh	1843	4.63%	94.70%	746	\$170.39	\$171.69	\$1.30	0.77%	18
19	800 to 900 kWh	984	2.47%	97.17%	845	\$200.15	\$201.57	\$1.42	0.71%	19
20	900 to 1000 kWh	560	1.41%	98.58%	945	\$230.48	\$231.77	\$1.29	0.56%	20
21	1000 to 1500 kWh	515	1.29%	99.87%	1131	\$290.94	\$289.49	(\$1.45)	-0.50%	21
22	1500 to 2000 kWh	39	0.10%	99.97%	1673	\$485.78	\$465.11	(\$20.67)	-4.25%	22
23	2000 to 3000 kWh	10	0.03%	99.99%	2403	\$761.80	\$704.50	(\$57.30)	-7.52%	23
24	> 3000 kWh	2	0.01%	100.00%	6757	\$2,231.66	\$1,970.50	(\$261.16)	-11.70%	24
25	TOTAL	39830	100.00%	100.00%	420	\$84.09	\$84.65	\$0.56	0.66%	25

Note: DR w/ HUC reflects SDG&E's residential tiered rate schedule (Schedule DR) effective November 1, 2018 (AL 3290-E). DR w/o HUC is SDG&E's proposal to eliminate the HUC Charge.

Declaration of Cynthia Fang  
November 30, 2018

APPENDIX C – ATTACHMENT A  
ILLUSTRATIVE POPULATION BILL IMPACTS  
SAN DIEGO GAS AND ELECTRIC COMPANY  
PETITION FOR MODIFICATION OF D.15-07-001 AND D.17-07-006

**Typical Monthly Residential Energy Charges at DR w/ HUC and DR w/o HUC  
Inland Customers  
CARE, Winter, Basic**

Line No.	Energy kWh	Number of Customers	% of Customers	% of Customers Cumulative	Avg kWh for the Range	DR w/ HUC (\$)	DR w/o HUC (\$)	CHANGE (\$)	CHANGE (%)	Line No.
1	< 25 kWh	73	0.11%	0.11%	13	\$6.07	\$6.08	\$0.01	0.17%	1
2	25 to 50 kWh	186	0.27%	0.38%	40	\$6.45	\$6.49	\$0.04	0.65%	2
3	50 to 75 kWh	676	0.98%	1.36%	65	\$9.35	\$9.44	\$0.09	0.93%	3
4	75 to 100 kWh	1503	2.18%	3.54%	88	\$12.65	\$12.77	\$0.12	0.94%	4
5	100 to 125 kWh	2341	3.40%	6.94%	113	\$16.12	\$16.27	\$0.15	0.96%	5
6	125 to 150 kWh	3239	4.71%	11.65%	138	\$19.58	\$19.76	\$0.18	0.96%	6
7	150 to 200 kWh	7961	11.57%	23.21%	176	\$24.95	\$25.19	\$0.24	0.96%	7
8	200 to 250 kWh	9277	13.48%	36.69%	225	\$31.91	\$32.21	\$0.30	0.96%	8
9	250 to 300 kWh	8805	12.79%	49.48%	275	\$39.04	\$39.42	\$0.38	0.96%	9
10	300 to 350 kWh	7923	11.51%	60.99%	324	\$46.53	\$46.98	\$0.45	0.95%	10
11	350 to 400 kWh	6669	9.69%	70.68%	374	\$55.25	\$55.78	\$0.53	0.95%	11
12	400 to 450 kWh	5294	7.69%	78.37%	424	\$66.10	\$66.73	\$0.63	0.95%	12
13	450 to 500 kWh	4125	5.99%	84.36%	474	\$78.16	\$78.90	\$0.74	0.95%	13
14	500 to 550 kWh	3045	4.42%	88.79%	524	\$90.41	\$91.27	\$0.86	0.95%	14
15	550 to 600 kWh	2305	3.35%	92.14%	574	\$102.92	\$103.90	\$0.98	0.95%	15
16	600 to 650 kWh	1656	2.41%	94.54%	624	\$115.92	\$117.02	\$1.10	0.95%	16
17	650 to 700 kWh	1114	1.62%	96.16%	674	\$128.47	\$129.67	\$1.20	0.93%	17
18	700 to 800 kWh	1382	2.01%	98.17%	745	\$146.29	\$147.64	\$1.35	0.92%	18
19	800 to 900 kWh	652	0.95%	99.11%	843	\$170.99	\$172.54	\$1.55	0.90%	19
20	900 to 1000 kWh	303	0.44%	99.55%	940	\$199.50	\$201.17	\$1.67	0.84%	20
21	1000 to 1500 kWh	274	0.40%	99.95%	1134	\$254.29	\$253.74	(\$0.55)	-0.22%	21
22	1500 to 2000 kWh	23	0.03%	99.99%	1650	\$416.15	\$397.38	(\$18.77)	-4.51%	22
23	2000 to 3000 kWh	7	0.01%	100.00%	2323	\$701.69	\$646.78	(\$54.91)	-7.82%	23
24	> 3000 kWh	3	0.00%	100.00%	4530	\$1,240.31	\$1,106.06	(\$134.25)	-10.82%	24
25	TOTAL	68836	100.00%	100.00%	334	\$53.54	\$54.02	\$0.48	0.89%	25

Note: DR w/ HUC reflects SDG&E's residential tiered rate schedule (Schedule DR) effective November 1, 2018 (AL 3290-E). DR w/o HUC is SDG&E's proposal to eliminate the HUC Charge.

Declaration of Cynthia Fang  
November 30, 2018

APPENDIX C – ATTACHMENT A  
ILLUSTRATIVE POPULATION BILL IMPACTS  
SAN DIEGO GAS AND ELECTRIC COMPANY  
PETITION FOR MODIFICATION OF D.15-07-001 AND D.17-07-006

**Typical Monthly Residential Energy Charges at DR w/ HUC and DR w/o HUC  
Inland Customers  
CARE, Winter, All Electric**

Line										Line
No.	Energy kWh	Number of Customers	% of Customers	% of Customers Cumulative	Avg kWh for the Range	DR w/ HUC (\$)	DR w/o HUC (\$)	CHANGE (\$)	CHANGE (%)	No.
1	< 25 kWh	15	0.04%	0.04%	13	\$5.29	\$5.30	\$0.01	0.14%	1
2	25 to 50 kWh	77	0.19%	0.23%	42	\$6.52	\$6.57	\$0.05	0.73%	2
3	50 to 75 kWh	270	0.68%	0.91%	65	\$9.41	\$9.50	\$0.09	0.92%	3
4	75 to 100 kWh	756	1.90%	2.81%	89	\$12.70	\$12.82	\$0.12	0.94%	4
5	100 to 125 kWh	1305	3.28%	6.08%	113	\$16.15	\$16.30	\$0.15	0.96%	5
6	125 to 150 kWh	1961	4.92%	11.01%	139	\$19.69	\$19.88	\$0.19	0.96%	6
7	150 to 200 kWh	5310	13.33%	24.34%	176	\$24.94	\$25.18	\$0.24	0.96%	7
8	200 to 250 kWh	6073	15.25%	39.59%	225	\$31.89	\$32.19	\$0.30	0.96%	8
9	250 to 300 kWh	5624	14.12%	53.71%	274	\$38.90	\$39.28	\$0.38	0.96%	9
10	300 to 350 kWh	4552	11.43%	65.13%	324	\$45.79	\$46.23	\$0.44	0.96%	10
11	350 to 400 kWh	3677	9.23%	74.37%	374	\$53.00	\$53.51	\$0.51	0.96%	11
12	400 to 450 kWh	2578	6.47%	80.84%	424	\$60.07	\$60.64	\$0.57	0.96%	12
13	450 to 500 kWh	1910	4.80%	85.63%	474	\$67.38	\$68.03	\$0.65	0.96%	13
14	500 to 550 kWh	1375	3.45%	89.09%	523	\$74.85	\$75.57	\$0.72	0.96%	14
15	550 to 600 kWh	1007	2.53%	91.61%	574	\$83.09	\$83.88	\$0.79	0.96%	15
16	600 to 650 kWh	825	2.07%	93.69%	624	\$92.77	\$93.66	\$0.89	0.96%	16
17	650 to 700 kWh	582	1.46%	95.15%	674	\$103.75	\$104.75	\$1.00	0.96%	17
18	700 to 800 kWh	795	2.00%	97.14%	745	\$120.39	\$121.53	\$1.14	0.95%	18
19	800 to 900 kWh	470	1.18%	98.32%	843	\$144.50	\$145.88	\$1.38	0.95%	19
20	900 to 1000 kWh	262	0.66%	98.98%	946	\$170.20	\$171.80	\$1.60	0.94%	20
21	1000 to 1500 kWh	375	0.94%	99.92%	1149	\$222.73	\$224.78	\$2.05	0.92%	21
22	1500 to 2000 kWh	22	0.06%	99.98%	1721	\$377.30	\$378.69	\$1.39	0.37%	22
23	2000 to 3000 kWh	7	0.02%	100.00%	2393	\$610.70	\$590.55	(\$20.15)	-3.30%	23
24	> 3000 kWh	2	0.01%	100.00%	5586	\$1,489.92	\$1,346.44	(\$143.48)	-9.63%	24
25	TOTAL	39830	100.00%	100.00%	330	\$48.58	\$49.03	\$0.45	0.93%	25

Note: DR w/ HUC reflects SDG&E’s residential tiered rate schedule (Schedule DR) effective November 1, 2018 (AL 3290-E). DR w/o HUC is SDG&E’s proposal to eliminate the HUC Charge.

Declaration of Cynthia Fang  
November 30, 2018

APPENDIX C – ATTACHMENT A  
ILLUSTRATIVE POPULATION BILL IMPACTS  
SAN DIEGO GAS AND ELECTRIC COMPANY  
PETITION FOR MODIFICATION OF D.15-07-001 AND D.17-07-006

**Typical Monthly Residential Energy Charges at DR w/ HUC and DR w/o HUC  
Inland Customers  
CARE, Annual, Basic**

Line No.	Energy kWh	Number of Customers	% of Customers	% of Customers Cumulative	Avg kWh for the Range	DR w/ HUC (\$)	DR w/o HUC (\$)	CHANGE (\$)	CHANGE (%)	Line No.
1	< 25 kWh	39	0.06%	0.06%	12	\$5.61	\$5.61	\$0.00	0.11%	1
2	25 to 50 kWh	85	0.12%	0.18%	40	\$6.99	\$7.03	\$0.04	0.60%	2
3	50 to 75 kWh	331	0.48%	0.66%	65	\$10.30	\$10.39	\$0.09	0.85%	3
4	75 to 100 kWh	829	1.20%	1.87%	89	\$13.87	\$13.99	\$0.12	0.87%	4
5	100 to 125 kWh	1484	2.16%	4.02%	113	\$17.56	\$17.71	\$0.15	0.88%	5
6	125 to 150 kWh	2030	2.95%	6.97%	138	\$21.42	\$21.60	\$0.18	0.88%	6
7	150 to 200 kWh	5828	8.47%	15.44%	176	\$27.35	\$27.59	\$0.24	0.88%	7
8	200 to 250 kWh	7195	10.45%	25.89%	226	\$35.30	\$35.61	\$0.31	0.88%	8
9	250 to 300 kWh	7919	11.50%	37.39%	275	\$43.65	\$44.03	\$0.38	0.87%	9
10	300 to 350 kWh	7656	11.12%	48.52%	325	\$52.86	\$53.32	\$0.46	0.87%	10
11	350 to 400 kWh	7163	10.41%	58.92%	374	\$62.61	\$63.15	\$0.54	0.87%	11
12	400 to 450 kWh	6165	8.96%	67.88%	424	\$73.51	\$74.14	\$0.63	0.86%	12
13	450 to 500 kWh	5198	7.55%	75.43%	474	\$85.73	\$86.46	\$0.73	0.85%	13
14	500 to 550 kWh	4265	6.20%	81.62%	524	\$98.45	\$99.28	\$0.83	0.85%	14
15	550 to 600 kWh	3359	4.88%	86.50%	574	\$111.76	\$112.68	\$0.92	0.83%	15
16	600 to 650 kWh	2582	3.75%	90.26%	624	\$125.26	\$126.26	\$1.00	0.80%	16
17	650 to 700 kWh	1944	2.82%	93.08%	674	\$138.93	\$139.97	\$1.04	0.75%	17
18	700 to 800 kWh	2414	3.51%	96.59%	744	\$158.54	\$159.55	\$1.01	0.64%	18
19	800 to 900 kWh	1169	1.70%	98.28%	844	\$186.31	\$187.13	\$0.82	0.44%	19
20	900 to 1000 kWh	564	0.82%	99.10%	944	\$215.79	\$216.07	\$0.28	0.13%	20
21	1000 to 1500 kWh	553	0.80%	99.91%	1137	\$277.89	\$274.89	(\$3.00)	-1.08%	21
22	1500 to 2000 kWh	45	0.07%	99.97%	1684	\$476.50	\$454.09	(\$22.41)	-4.70%	22
23	2000 to 3000 kWh	17	0.03%	100.00%	2274	\$668.36	\$619.63	(\$48.73)	-7.29%	23
24	> 3000 kWh	2	0.00%	100.00%	4395	\$1,269.26	\$1,133.80	(\$135.46)	-10.67%	24
25	TOTAL	68836	100.00%	100.00%	389	\$71.13	\$71.62	\$0.49	0.69%	25

Note: DR w/ HUC reflects SDG&E's residential tiered rate schedule (Schedule DR) effective November 1, 2018 (AL 3290-E). DR w/o HUC is SDG&E's proposal to eliminate the HUC Charge.

APPENDIX C – ATTACHMENT A  
ILLUSTRATIVE POPULATION BILL IMPACTS  
SAN DIEGO GAS AND ELECTRIC COMPANY  
PETITION FOR MODIFICATION OF D.15-07-001 AND D.17-07-006

**Typical Monthly Residential Energy Charges at DR w/ HUC and DR w/o HUC  
Inland Customers  
CARE, Annual, All Electric**

Line										Line
No.	Energy kWh	Number of Customers	% of Customers	% of Customers Cumulative	Avg kWh for the Range	DR w/ HUC (\$)	DR w/o HUC (\$)	CHANGE (\$)	CHANGE (%)	No.
1	< 25 kWh	7	0.02%	0.02%	14	\$5.80	\$5.81	\$0.01	0.22%	1
2	25 to 50 kWh	30	0.08%	0.09%	43	\$7.02	\$7.07	\$0.05	0.74%	2
3	50 to 75 kWh	147	0.37%	0.46%	65	\$10.30	\$10.39	\$0.09	0.86%	3
4	75 to 100 kWh	392	0.98%	1.45%	90	\$13.95	\$14.07	\$0.12	0.87%	4
5	100 to 125 kWh	764	1.92%	3.36%	114	\$17.75	\$17.90	\$0.15	0.88%	5
6	125 to 150 kWh	1194	3.00%	6.36%	138	\$21.51	\$21.70	\$0.19	0.88%	6
7	150 to 200 kWh	3896	9.78%	16.14%	177	\$27.48	\$27.72	\$0.24	0.88%	7
8	200 to 250 kWh	4957	12.45%	28.59%	226	\$35.22	\$35.53	\$0.31	0.88%	8
9	250 to 300 kWh	5425	13.62%	42.21%	275	\$43.53	\$43.91	\$0.38	0.88%	9
10	300 to 350 kWh	4981	12.51%	54.72%	325	\$52.58	\$53.04	\$0.46	0.87%	10
11	350 to 400 kWh	4281	10.75%	65.46%	374	\$61.90	\$62.44	\$0.54	0.87%	11
12	400 to 450 kWh	3377	8.48%	73.94%	424	\$72.00	\$72.62	\$0.62	0.87%	12
13	450 to 500 kWh	2693	6.76%	80.70%	474	\$82.07	\$82.78	\$0.71	0.86%	13
14	500 to 550 kWh	2020	5.07%	85.78%	524	\$92.67	\$93.46	\$0.79	0.85%	14
15	550 to 600 kWh	1517	3.81%	89.58%	573	\$103.09	\$103.96	\$0.87	0.84%	15
16	600 to 650 kWh	1141	2.87%	92.45%	624	\$113.99	\$114.95	\$0.96	0.84%	16
17	650 to 700 kWh	774	1.94%	94.39%	673	\$125.50	\$126.51	\$1.01	0.81%	17
18	700 to 800 kWh	1034	2.60%	96.99%	745	\$142.82	\$143.96	\$1.14	0.80%	18
19	800 to 900 kWh	545	1.37%	98.36%	842	\$168.38	\$169.60	\$1.22	0.72%	19
20	900 to 1000 kWh	298	0.75%	99.10%	947	\$196.07	\$197.24	\$1.17	0.60%	20
21	1000 to 1500 kWh	322	0.81%	99.91%	1139	\$251.71	\$251.84	\$0.13	0.05%	21
22	1500 to 2000 kWh	24	0.06%	99.97%	1642	\$415.64	\$407.49	(\$8.15)	-1.96%	22
23	2000 to 3000 kWh	9	0.02%	100.00%	2269	\$630.02	\$599.18	(\$30.84)	-4.90%	23
24	> 3000 kWh	2	0.01%	100.00%	6074	\$1,798.98	\$1,606.46	(\$192.52)	-10.70%	24
25	TOTAL	39830	100.00%	100.00%	368	\$63.38	\$63.87	\$0.49	0.78%	25

Note: DR w/ HUC reflects SDG&E’s residential tiered rate schedule (Schedule DR) effective November 1, 2018 (AL 3290-E). DR w/o HUC is SDG&E’s proposal to eliminate the HUC Charge.

Declaration of Cynthia Fang  
November 30, 2018

APPENDIX C – ATTACHMENT A  
ILLUSTRATIVE POPULATION BILL IMPACTS  
SAN DIEGO GAS AND ELECTRIC COMPANY  
PETITION FOR MODIFICATION OF D.15-07-001 AND D.17-07-006

**Typical Monthly Residential Energy Charges at DR w/ HUC and DR w/o HUC  
Inland Customers  
Non-CARE, Summer, Basic**

Line										Line
No.	Energy kWh	Number of Customers	% of Customers	% of Customers Cumulative	Avg kWh for the Range	DR w/ HUC (\$)	DR w/o HUC (\$)	CHANGE (\$)	CHANGE (%)	No.
1	< 25 kWh	3263	1.60%	1.60%	8	\$10.18	\$10.18	\$0.00	0.02%	1
2	25 to 50 kWh	2060	1.01%	2.61%	38	\$11.68	\$11.74	\$0.06	0.48%	2
3	50 to 75 kWh	1959	0.96%	3.57%	63	\$17.35	\$17.49	\$0.14	0.78%	3
4	75 to 100 kWh	2103	1.03%	4.60%	88	\$24.06	\$24.25	\$0.19	0.80%	4
5	100 to 125 kWh	2501	1.23%	5.82%	113	\$30.81	\$31.06	\$0.25	0.80%	5
6	125 to 150 kWh	2901	1.42%	7.24%	138	\$37.41	\$37.71	\$0.30	0.80%	6
7	150 to 200 kWh	7512	3.68%	10.92%	176	\$47.79	\$48.18	\$0.39	0.80%	7
8	200 to 250 kWh	9862	4.83%	15.75%	226	\$61.38	\$61.88	\$0.50	0.80%	8
9	250 to 300 kWh	11744	5.75%	21.50%	275	\$75.20	\$75.81	\$0.61	0.81%	9
10	300 to 350 kWh	13303	6.52%	28.02%	325	\$90.09	\$90.82	\$0.73	0.80%	10
11	350 to 400 kWh	14141	6.93%	34.94%	375	\$106.80	\$107.65	\$0.85	0.80%	11
12	400 to 450 kWh	14386	7.05%	41.99%	425	\$125.68	\$126.69	\$1.01	0.80%	12
13	450 to 500 kWh	14045	6.88%	48.87%	475	\$146.31	\$147.48	\$1.17	0.80%	13
14	500 to 550 kWh	13190	6.46%	55.33%	525	\$168.01	\$169.35	\$1.34	0.80%	14
15	550 to 600 kWh	12348	6.05%	61.38%	574	\$190.35	\$191.86	\$1.51	0.80%	15
16	600 to 650 kWh	11191	5.48%	66.86%	625	\$213.13	\$214.82	\$1.69	0.79%	16
17	650 to 700 kWh	9973	4.88%	71.74%	674	\$235.98	\$237.84	\$1.86	0.79%	17
18	700 to 800 kWh	16165	7.92%	79.66%	748	\$270.16	\$272.21	\$2.05	0.76%	18
19	800 to 900 kWh	12268	6.01%	85.67%	847	\$316.82	\$318.98	\$2.16	0.68%	19
20	900 to 1000 kWh	8582	4.20%	89.87%	947	\$364.22	\$365.92	\$1.70	0.47%	20
21	1000 to 1500 kWh	16100	7.89%	97.76%	1174	\$477.32	\$473.41	(\$3.91)	-0.82%	21
22	1500 to 2000 kWh	2613	1.28%	99.04%	1690	\$748.38	\$718.50	(\$29.88)	-3.99%	22
23	2000 to 3000 kWh	1083	0.53%	99.57%	2373	\$1,122.42	\$1,044.32	(\$78.10)	-6.96%	23
24	> 3000 kWh	890	0.44%	100.00%	6447	\$3,360.15	\$2,981.31	(\$378.84)	-11.27%	24
25	TOTAL	204183	100.00%	100.00%	589	\$211.96	\$210.27	(\$1.69)	-0.80%	25

Note: DR w/ HUC reflects SDG&E's residential tiered rate schedule (Schedule DR) effective November 1, 2018 (AL 3290-E). DR w/o HUC is SDG&E's proposal to eliminate the HUC Charge.

Declaration of Cynthia Fang  
November 30, 2018

APPENDIX C – ATTACHMENT A  
ILLUSTRATIVE POPULATION BILL IMPACTS  
SAN DIEGO GAS AND ELECTRIC COMPANY  
PETITION FOR MODIFICATION OF D.15-07-001 AND D.17-07-006

**Typical Monthly Residential Energy Charges at DR w/ HUC and DR w/o HUC  
Inland Customers  
Non-CARE, Summer, All Electric**

Line No.	Energy kWh	Number of Customers	% of Customers	% of Customers Cumulative	Avg kWh for the Range	DR w/ HUC (\$)	DR w/o HUC (\$)	CHANGE (\$)	CHANGE (%)	Line No.
1	< 25 kWh	199	0.35%	0.35%	5	\$10.53	\$10.53	\$0.00	0.05%	1
2	25 to 50 kWh	135	0.24%	0.59%	39	\$12.59	\$12.66	\$0.07	0.52%	2
3	50 to 75 kWh	229	0.40%	0.99%	64	\$17.82	\$17.95	\$0.13	0.75%	3
4	75 to 100 kWh	476	0.84%	1.82%	89	\$24.47	\$24.67	\$0.20	0.78%	4
5	100 to 125 kWh	951	1.67%	3.49%	113	\$30.94	\$31.19	\$0.25	0.80%	5
6	125 to 150 kWh	1404	2.47%	5.96%	138	\$37.49	\$37.79	\$0.30	0.80%	6
7	150 to 200 kWh	4115	7.22%	13.18%	177	\$47.89	\$48.27	\$0.38	0.80%	7
8	200 to 250 kWh	5422	9.52%	22.70%	225	\$61.24	\$61.73	\$0.49	0.81%	8
9	250 to 300 kWh	5785	10.16%	32.86%	276	\$75.58	\$76.19	\$0.61	0.81%	9
10	300 to 350 kWh	5728	10.06%	42.91%	325	\$91.11	\$91.83	\$0.72	0.79%	10
11	350 to 400 kWh	5206	9.14%	52.05%	375	\$108.01	\$108.88	\$0.87	0.81%	11
12	400 to 450 kWh	4595	8.07%	60.12%	424	\$127.18	\$128.21	\$1.03	0.81%	12
13	450 to 500 kWh	3881	6.81%	66.93%	474	\$147.67	\$148.85	\$1.18	0.80%	13
14	500 to 550 kWh	3305	5.80%	72.73%	524	\$169.82	\$171.17	\$1.35	0.80%	14
15	550 to 600 kWh	2556	4.49%	77.22%	574	\$191.93	\$193.45	\$1.52	0.79%	15
16	600 to 650 kWh	2084	3.66%	80.88%	624	\$214.88	\$216.56	\$1.68	0.78%	16
17	650 to 700 kWh	1704	2.99%	83.87%	674	\$237.85	\$239.72	\$1.87	0.79%	17
18	700 to 800 kWh	2546	4.47%	88.34%	746	\$271.44	\$273.45	\$2.01	0.74%	18
19	800 to 900 kWh	1818	3.19%	91.53%	847	\$318.59	\$320.71	\$2.12	0.67%	19
20	900 to 1000 kWh	1357	2.38%	93.91%	948	\$366.09	\$367.81	\$1.72	0.47%	20
21	1000 to 1500 kWh	2664	4.68%	98.59%	1182	\$483.20	\$479.22	(\$3.98)	-0.82%	21
22	1500 to 2000 kWh	527	0.93%	99.51%	1698	\$755.75	\$723.74	(\$32.01)	-4.24%	22
23	2000 to 3000 kWh	206	0.36%	99.87%	2337	\$1,108.93	\$1,030.26	(\$78.67)	-7.09%	23
24	> 3000 kWh	72	0.13%	100.00%	4187	\$2,126.31	\$1,910.61	(\$215.70)	-10.14%	24
25	TOTAL	56965	100.00%	100.00%	469	\$158.85	\$158.73	(\$0.12)	-0.07%	25

Note: DR w/ HUC reflects SDG&E's residential tiered rate schedule (Schedule DR) effective November 1, 2018 (AL 3290-E). DR w/o HUC is SDG&E's proposal to eliminate the HUC Charge.

Declaration of Cynthia Fang  
November 30, 2018



APPENDIX C – ATTACHMENT A  
ILLUSTRATIVE POPULATION BILL IMPACTS  
SAN DIEGO GAS AND ELECTRIC COMPANY  
PETITION FOR MODIFICATION OF D.15-07-001 AND D.17-07-006

**Typical Monthly Residential Energy Charges at DR w/ HUC and DR w/o HUC  
Inland Customers  
Non-CARE, Winter, Basic**

Line										Line
No.	Energy kWh	Number of Customers	% of Customers	% of Customers Cumulative	Avg kWh for the Range	DR w/ HUC (\$)	DR w/o HUC (\$)	CHANGE (\$)	CHANGE (%)	No.
1	< 25 kWh	3308	1.62%	1.62%	7	\$10.13	\$10.13	\$0.00	0.02%	1
2	25 to 50 kWh	2100	1.03%	2.65%	38	\$10.71	\$10.75	\$0.04	0.33%	2
3	50 to 75 kWh	2600	1.27%	3.92%	63	\$14.88	\$15.01	\$0.13	0.89%	3
4	75 to 100 kWh	3133	1.53%	5.46%	88	\$20.50	\$20.69	\$0.19	0.93%	4
5	100 to 125 kWh	4095	2.01%	7.46%	113	\$26.17	\$26.41	\$0.24	0.94%	5
6	125 to 150 kWh	5324	2.61%	10.07%	138	\$31.88	\$32.18	\$0.30	0.94%	6
7	150 to 200 kWh	14814	7.26%	17.32%	177	\$40.63	\$41.01	\$0.38	0.94%	7
8	200 to 250 kWh	19468	9.54%	26.86%	226	\$51.97	\$52.46	\$0.49	0.94%	8
9	250 to 300 kWh	22440	10.99%	37.85%	275	\$63.48	\$64.08	\$0.60	0.94%	9
10	300 to 350 kWh	22817	11.18%	49.02%	325	\$75.49	\$76.19	\$0.70	0.94%	10
11	350 to 400 kWh	20812	10.19%	59.22%	375	\$89.34	\$90.18	\$0.84	0.94%	11
12	400 to 450 kWh	17583	8.61%	67.83%	424	\$106.54	\$107.54	\$1.00	0.94%	12
13	450 to 500 kWh	14349	7.03%	74.86%	474	\$125.72	\$126.90	\$1.18	0.94%	13
14	500 to 550 kWh	11364	5.57%	80.42%	524	\$145.47	\$146.83	\$1.36	0.94%	14
15	550 to 600 kWh	8683	4.25%	84.67%	574	\$165.36	\$166.91	\$1.55	0.94%	15
16	600 to 650 kWh	6723	3.29%	87.97%	624	\$185.08	\$186.81	\$1.73	0.93%	16
17	650 to 700 kWh	5219	2.56%	90.52%	674	\$205.33	\$207.25	\$1.92	0.94%	17
18	700 to 800 kWh	7049	3.45%	93.98%	746	\$233.94	\$236.10	\$2.16	0.92%	18
19	800 to 900 kWh	4235	2.07%	96.05%	846	\$274.04	\$276.45	\$2.41	0.88%	19
20	900 to 1000 kWh	2472	1.21%	97.26%	946	\$314.07	\$316.53	\$2.46	0.78%	20
21	1000 to 1500 kWh	3684	1.80%	99.06%	1169	\$408.68	\$406.78	(\$1.90)	-0.47%	21
22	1500 to 2000 kWh	735	0.36%	99.42%	1702	\$653.10	\$622.77	(\$30.33)	-4.64%	22
23	2000 to 3000 kWh	472	0.23%	99.66%	2397	\$976.45	\$903.21	(\$73.24)	-7.50%	23
24	> 3000 kWh	704	0.35%	100.00%	5964	\$2,639.67	\$2,344.90	(\$294.77)	-11.17%	24
25	TOTAL	204183	100.00%	100.00%	417	\$117.68	\$117.25	(\$0.43)	-0.37%	25

Note: DR w/ HUC reflects SDG&E's residential tiered rate schedule (Schedule DR) effective November 1, 2018 (AL 3290-E). DR w/o HUC is SDG&E's proposal to eliminate the HUC Charge.

Declaration of Cynthia Fang  
November 30, 2018

APPENDIX C – ATTACHMENT A  
ILLUSTRATIVE POPULATION BILL IMPACTS  
SAN DIEGO GAS AND ELECTRIC COMPANY  
PETITION FOR MODIFICATION OF D.15-07-001 AND D.17-07-006

**Typical Monthly Residential Energy Charges at DR w/ HUC and DR w/o HUC  
Inland Customers  
Non-CARE, Winter, All Electric**

Line										Line
No.	Energy kWh	Number of Customers	% of Customers	% of Customers Cumulative	Avg kWh for the Range	DR w/ HUC (\$)	DR w/o HUC (\$)	CHANGE (\$)	CHANGE (%)	No.
1	< 25 kWh	241	0.42%	0.42%	4	\$10.41	\$10.42	\$0.01	0.04%	1
2	25 to 50 kWh	246	0.43%	0.86%	39	\$11.68	\$11.73	\$0.05	0.41%	2
3	50 to 75 kWh	548	0.96%	1.82%	64	\$15.31	\$15.44	\$0.13	0.84%	3
4	75 to 100 kWh	1152	2.02%	3.84%	89	\$20.81	\$21.00	\$0.19	0.91%	4
5	100 to 125 kWh	2079	3.65%	7.49%	113	\$26.23	\$26.47	\$0.24	0.93%	5
6	125 to 150 kWh	2894	5.08%	12.57%	138	\$31.82	\$32.12	\$0.30	0.94%	6
7	150 to 200 kWh	7339	12.88%	25.45%	176	\$40.37	\$40.75	\$0.38	0.94%	7
8	200 to 250 kWh	7487	13.14%	38.60%	225	\$51.52	\$52.01	\$0.49	0.94%	8
9	250 to 300 kWh	6978	12.25%	50.85%	274	\$62.86	\$63.45	\$0.59	0.94%	9
10	300 to 350 kWh	5575	9.79%	60.63%	324	\$74.23	\$74.93	\$0.70	0.94%	10
11	350 to 400 kWh	4314	7.57%	68.21%	374	\$85.71	\$86.52	\$0.81	0.94%	11
12	400 to 450 kWh	3303	5.80%	74.00%	424	\$97.54	\$98.46	\$0.92	0.94%	12
13	450 to 500 kWh	2483	4.36%	78.36%	474	\$109.17	\$110.20	\$1.03	0.94%	13
14	500 to 550 kWh	2008	3.53%	81.89%	525	\$121.99	\$123.14	\$1.15	0.94%	14
15	550 to 600 kWh	1608	2.82%	84.71%	574	\$135.55	\$136.82	\$1.27	0.94%	15
16	600 to 650 kWh	1364	2.39%	87.10%	624	\$150.43	\$151.85	\$1.42	0.94%	16
17	650 to 700 kWh	1085	1.91%	89.01%	674	\$167.35	\$168.92	\$1.57	0.94%	17
18	700 to 800 kWh	1791	3.14%	92.15%	748	\$194.70	\$196.53	\$1.83	0.94%	18
19	800 to 900 kWh	1288	2.26%	94.41%	848	\$233.51	\$235.70	\$2.19	0.94%	19
20	900 to 1000 kWh	895	1.57%	95.99%	947	\$272.24	\$274.79	\$2.55	0.94%	20
21	1000 to 1500 kWh	1788	3.14%	99.12%	1181	\$365.77	\$369.12	\$3.35	0.92%	21
22	1500 to 2000 kWh	325	0.57%	99.70%	1702	\$577.46	\$579.42	\$1.96	0.34%	22
23	2000 to 3000 kWh	125	0.22%	99.91%	2334	\$859.92	\$835.99	(\$23.93)	-2.78%	23
24	> 3000 kWh	49	0.09%	100.00%	4296	\$1,773.92	\$1,629.60	(\$144.32)	-8.14%	24
25	TOTAL	56965	100.00%	100.00%	380	\$95.86	\$96.53	\$0.67	0.70%	25

Note: DR w/ HUC reflects SDG&E's residential tiered rate schedule (Schedule DR) effective November 1, 2018 (AL 3290-E). DR w/o HUC is SDG&E's proposal to eliminate the HUC Charge.

Declaration of Cynthia Fang  
November 30, 2018

APPENDIX C – ATTACHMENT A  
ILLUSTRATIVE POPULATION BILL IMPACTS  
SAN DIEGO GAS AND ELECTRIC COMPANY  
PETITION FOR MODIFICATION OF D.15-07-001 AND D.17-07-006

**Typical Monthly Residential Energy Charges at DR w/ HUC and DR w/o HUC  
Inland Customers  
Non-CARE, Annual, Basic**

Line No.	Energy kWh	Number of Customers	% of Customers	% of Customers Cumulative	Avg kWh for the Range	DR w/ HUC (\$)	DR w/o HUC (\$)	CHANGE (\$)	CHANGE (%)	Line No.
1	< 25 kWh	3188	1.56%	1.56%	8	\$10.24	\$10.25	\$0.01	0.03%	1
2	25 to 50 kWh	1957	0.96%	2.52%	38	\$11.15	\$11.19	\$0.04	0.39%	2
3	50 to 75 kWh	2110	1.03%	3.55%	63	\$16.00	\$16.13	\$0.13	0.83%	3
4	75 to 100 kWh	2328	1.14%	4.69%	88	\$22.19	\$22.38	\$0.19	0.86%	4
5	100 to 125 kWh	2915	1.43%	6.12%	113	\$28.34	\$28.58	\$0.24	0.87%	5
6	125 to 150 kWh	3529	1.73%	7.85%	138	\$34.61	\$34.91	\$0.30	0.87%	6
7	150 to 200 kWh	9881	4.84%	12.69%	177	\$44.36	\$44.74	\$0.38	0.87%	7
8	200 to 250 kWh	13494	6.61%	19.30%	226	\$57.19	\$57.68	\$0.49	0.87%	8
9	250 to 300 kWh	16522	8.09%	27.39%	276	\$70.72	\$71.33	\$0.61	0.87%	9
10	300 to 350 kWh	18534	9.08%	36.47%	325	\$85.39	\$86.12	\$0.73	0.86%	10
11	350 to 400 kWh	19176	9.39%	45.86%	375	\$101.34	\$102.20	\$0.86	0.86%	11
12	400 to 450 kWh	18062	8.85%	54.70%	425	\$118.96	\$119.98	\$1.02	0.85%	12
13	450 to 500 kWh	16389	8.03%	62.73%	475	\$138.26	\$139.42	\$1.16	0.84%	13
14	500 to 550 kWh	14092	6.90%	69.63%	525	\$158.61	\$159.92	\$1.31	0.83%	14
15	550 to 600 kWh	11998	5.88%	75.51%	574	\$179.69	\$181.15	\$1.46	0.81%	15
16	600 to 650 kWh	9958	4.88%	80.39%	624	\$201.03	\$202.57	\$1.54	0.77%	16
17	650 to 700 kWh	7942	3.89%	84.28%	674	\$222.89	\$224.45	\$1.56	0.70%	17
18	700 to 800 kWh	11280	5.52%	89.80%	746	\$254.22	\$255.69	\$1.47	0.58%	18
19	800 to 900 kWh	7204	3.53%	93.33%	846	\$298.79	\$299.73	\$0.94	0.31%	19
20	900 to 1000 kWh	4409	2.16%	95.49%	946	\$342.99	\$342.89	(\$0.10)	-0.03%	20
21	1000 to 1500 kWh	6729	3.30%	98.78%	1166	\$444.64	\$439.47	(\$5.17)	-1.16%	21
22	1500 to 2000 kWh	1127	0.55%	99.33%	1699	\$704.65	\$672.94	(\$31.71)	-4.50%	22
23	2000 to 3000 kWh	602	0.30%	99.63%	2396	\$1,053.56	\$975.94	(\$77.62)	-7.37%	23
24	> 3000 kWh	757	0.37%	100.00%	6251	\$2,998.63	\$2,660.85	(\$337.78)	-11.27%	24
25	TOTAL	204183	100.00%	100.00%	489	\$156.96	\$156.01	(\$0.95)	-0.61%	25

Note: DR w/ HUC reflects SDG&E's residential tiered rate schedule (Schedule DR) effective November 1, 2018 (AL 3290-E). DR w/o HUC is SDG&E's proposal to eliminate the HUC Charge.

Declaration of Cynthia Fang  
November 30, 2018

APPENDIX C – ATTACHMENT A  
ILLUSTRATIVE POPULATION BILL IMPACTS  
SAN DIEGO GAS AND ELECTRIC COMPANY  
PETITION FOR MODIFICATION OF D.15-07-001 AND D.17-07-006

**Typical Monthly Residential Energy Charges at DR w/ HUC and DR w/o HUC  
Inland Customers  
Non-CARE, Annual, All Electric**

Line No.	Energy kWh	Number of Customers	% of Customers	% of Customers Cumulative	Avg kWh for the Range	DR w/ HUC (\$)	DR w/o HUC (\$)	CHANGE (\$)	CHANGE (%)	Line No.
1	< 25 kWh	200	0.35%	0.35%	5	\$12.31	\$12.18	(\$0.13)	-1.08%	1
2	25 to 50 kWh	139	0.24%	0.60%	39	\$12.48	\$12.53	\$0.05	0.45%	2
3	50 to 75 kWh	256	0.45%	1.04%	64	\$16.72	\$16.85	\$0.13	0.77%	3
4	75 to 100 kWh	612	1.07%	2.12%	89	\$22.84	\$23.03	\$0.19	0.84%	4
5	100 to 125 kWh	1194	2.10%	4.21%	114	\$28.64	\$28.89	\$0.25	0.86%	5
6	125 to 150 kWh	1796	3.15%	7.37%	138	\$34.67	\$34.97	\$0.30	0.86%	6
7	150 to 200 kWh	5636	9.89%	17.26%	177	\$44.41	\$44.79	\$0.38	0.87%	7
8	200 to 250 kWh	6816	11.97%	29.23%	225	\$56.95	\$57.45	\$0.50	0.87%	8
9	250 to 300 kWh	6893	12.10%	41.33%	275	\$70.46	\$71.07	\$0.61	0.87%	9
10	300 to 350 kWh	6475	11.37%	52.69%	324	\$84.61	\$85.35	\$0.74	0.86%	10
11	350 to 400 kWh	5175	9.09%	61.78%	374	\$99.48	\$100.34	\$0.86	0.86%	11
12	400 to 450 kWh	4161	7.30%	69.08%	424	\$115.07	\$116.06	\$0.99	0.86%	12
13	450 to 500 kWh	3234	5.68%	74.76%	474	\$131.30	\$132.42	\$1.12	0.85%	13
14	500 to 550 kWh	2522	4.43%	79.19%	524	\$148.08	\$149.33	\$1.25	0.84%	14
15	550 to 600 kWh	1883	3.31%	82.49%	574	\$165.14	\$166.49	\$1.35	0.82%	15
16	600 to 650 kWh	1593	2.80%	85.29%	624	\$182.75	\$184.23	\$1.48	0.81%	16
17	650 to 700 kWh	1305	2.29%	87.58%	674	\$201.77	\$203.30	\$1.53	0.76%	17
18	700 to 800 kWh	2021	3.55%	91.13%	747	\$230.23	\$231.89	\$1.66	0.72%	18
19	800 to 900 kWh	1435	2.52%	93.65%	847	\$272.06	\$273.64	\$1.58	0.58%	19
20	900 to 1000 kWh	1009	1.77%	95.42%	947	\$314.42	\$315.70	\$1.28	0.41%	20
21	1000 to 1500 kWh	2037	3.58%	98.99%	1175	\$415.73	\$414.34	(\$1.39)	-0.33%	21
22	1500 to 2000 kWh	391	0.69%	99.68%	1699	\$659.69	\$643.52	(\$16.17)	-2.45%	22
23	2000 to 3000 kWh	132	0.23%	99.91%	2390	\$997.44	\$946.03	(\$51.41)	-5.15%	23
24	> 3000 kWh	50	0.09%	100.00%	4324	\$1,964.62	\$1,784.63	(\$179.99)	-9.16%	24
25	TOTAL	56965	100.00%	100.00%	417	\$122.10	\$122.45	\$0.35	0.28%	25

Note: DR w/ HUC reflects SDG&E’s residential tiered rate schedule (Schedule DR) effective November 1, 2018 (AL 3290-E). DR w/o HUC is SDG&E’s proposal to eliminate the HUC Charge.

Declaration of Cynthia Fang  
November 30, 2018

APPENDIX C – ATTACHMENT A  
ILLUSTRATIVE POPULATION BILL IMPACTS  
SAN DIEGO GAS AND ELECTRIC COMPANY  
PETITION FOR MODIFICATION OF D.15-07-001 AND D.17-07-006

**Typical Monthly Residential Energy Charges at DR w/ HUC and DR w/o HUC  
Mountain Customers  
CARE, Summer, Basic**

Line No.	Energy kWh	Number of Customers	% of Customers	% of Customers Cumulative	Avg kWh for the Range	DR w/ HUC (\$)	DR w/o HUC (\$)	CHANGE (\$)	CHANGE (%)	Line No.
1	< 25 kWh	21	2.20%	2.20%	10	\$5.31	\$5.32	\$0.01	0.03%	1
2	25 to 50 kWh	9	0.94%	3.14%	36	\$6.42	\$6.46	\$0.04	0.55%	2
3	50 to 75 kWh	8	0.84%	3.98%	66	\$11.51	\$11.60	\$0.09	0.78%	3
4	75 to 100 kWh	4	0.42%	4.40%	91	\$15.20	\$15.32	\$0.12	0.80%	4
5	100 to 125 kWh	12	1.26%	5.66%	112	\$18.80	\$18.95	\$0.15	0.81%	5
6	125 to 150 kWh	10	1.05%	6.71%	135	\$22.59	\$22.78	\$0.19	0.81%	6
7	150 to 200 kWh	29	3.04%	9.75%	177	\$30.23	\$30.48	\$0.25	0.81%	7
8	200 to 250 kWh	31	3.25%	13.00%	222	\$37.95	\$38.26	\$0.31	0.81%	8
9	250 to 300 kWh	43	4.51%	17.50%	278	\$46.53	\$46.90	\$0.37	0.81%	9
10	300 to 350 kWh	53	5.56%	23.06%	326	\$54.64	\$55.08	\$0.44	0.81%	10
11	350 to 400 kWh	65	6.81%	29.87%	372	\$64.15	\$64.67	\$0.52	0.81%	11
12	400 to 450 kWh	58	6.08%	35.95%	424	\$72.18	\$72.76	\$0.58	0.81%	12
13	450 to 500 kWh	59	6.18%	42.14%	476	\$84.39	\$85.07	\$0.68	0.81%	13
14	500 to 550 kWh	57	5.98%	48.11%	527	\$95.52	\$96.29	\$0.77	0.81%	14
15	550 to 600 kWh	62	6.50%	54.61%	571	\$105.64	\$106.49	\$0.85	0.80%	15
16	600 to 650 kWh	57	5.98%	60.59%	622	\$119.88	\$120.84	\$0.96	0.80%	16
17	650 to 700 kWh	55	5.77%	66.35%	675	\$135.70	\$136.79	\$1.09	0.80%	17
18	700 to 800 kWh	93	9.75%	76.10%	751	\$155.45	\$156.69	\$1.24	0.80%	18
19	800 to 900 kWh	58	6.08%	82.18%	852	\$184.06	\$185.43	\$1.37	0.75%	19
20	900 to 1000 kWh	53	5.56%	87.74%	949	\$212.02	\$213.70	\$1.68	0.79%	20
21	1000 to 1500 kWh	105	11.01%	98.74%	1156	\$284.06	\$285.39	\$1.33	0.47%	21
22	1500 to 2000 kWh	11	1.15%	99.89%	1719	\$479.59	\$470.98	(\$8.61)	-1.80%	22
23	2000 to 3000 kWh	1	0.11%	100.00%	2384	\$1,071.29	\$1,023.56	(\$47.73)	-4.46%	23
24	> 3000 kWh	0	0.00%	100.00%	0	\$0.00	\$0.00	\$0.00	0.00%	24
25	TOTAL	954	100.00%	100.00%	600	\$125.67	\$126.37	\$0.70	0.55%	25

Note: DR w/ HUC reflects SDG&E’s residential tiered rate schedule (Schedule DR) effective November 1, 2018 (AL 3290-E). DR w/o HUC is SDG&E’s proposal to eliminate the HUC Charge.

Declaration of Cynthia Fang  
November 30, 2018

APPENDIX C – ATTACHMENT A  
ILLUSTRATIVE POPULATION BILL IMPACTS  
SAN DIEGO GAS AND ELECTRIC COMPANY  
PETITION FOR MODIFICATION OF D.15-07-001 AND D.17-07-006

**Typical Monthly Residential Energy Charges at DR w/ HUC and DR w/o HUC  
Mountain Customers  
CARE, Summer, All Electric**

Line										Line
No.	Energy kWh	Number of Customers	% of Customers	% of Customers Cumulative	Avg kWh for the Range	DR w/ HUC (\$)	DR w/o HUC (\$)	CHANGE (\$)	CHANGE (%)	No.
1	< 25 kWh	4	0.54%	0.54%	6	\$6.55	\$6.56	\$0.01	0.06%	1
2	25 to 50 kWh	2	0.27%	0.81%	41	\$8.50	\$8.55	\$0.05	0.62%	2
3	50 to 75 kWh	1	0.14%	0.95%	57	\$9.61	\$9.68	\$0.07	0.79%	3
4	75 to 100 kWh	4	0.54%	1.49%	88	\$14.82	\$14.94	\$0.12	0.82%	4
5	100 to 125 kWh	2	0.27%	1.76%	109	\$19.06	\$19.20	\$0.14	0.76%	5
6	125 to 150 kWh	5	0.68%	2.43%	137	\$23.00	\$23.19	\$0.19	0.81%	6
7	150 to 200 kWh	12	1.62%	4.05%	178	\$29.95	\$30.19	\$0.24	0.80%	7
8	200 to 250 kWh	17	2.29%	6.34%	225	\$37.70	\$38.01	\$0.31	0.81%	8
9	250 to 300 kWh	31	4.18%	10.53%	270	\$46.20	\$46.57	\$0.37	0.81%	9
10	300 to 350 kWh	45	6.07%	16.60%	324	\$54.33	\$54.77	\$0.44	0.81%	10
11	350 to 400 kWh	50	6.75%	23.35%	375	\$62.91	\$63.42	\$0.51	0.81%	11
12	400 to 450 kWh	37	4.99%	28.34%	422	\$71.01	\$71.58	\$0.57	0.81%	12
13	450 to 500 kWh	50	6.75%	35.09%	475	\$79.90	\$80.54	\$0.64	0.81%	13
14	500 to 550 kWh	45	6.07%	41.16%	525	\$90.47	\$91.20	\$0.73	0.81%	14
15	550 to 600 kWh	36	4.86%	46.02%	571	\$101.09	\$101.91	\$0.82	0.81%	15
16	600 to 650 kWh	42	5.67%	51.69%	626	\$111.61	\$112.51	\$0.90	0.80%	16
17	650 to 700 kWh	34	4.59%	56.28%	676	\$121.70	\$122.68	\$0.98	0.81%	17
18	700 to 800 kWh	82	11.07%	67.34%	750	\$144.50	\$145.67	\$1.17	0.80%	18
19	800 to 900 kWh	62	8.37%	75.71%	849	\$168.84	\$170.19	\$1.35	0.80%	19
20	900 to 1000 kWh	31	4.18%	79.89%	945	\$196.02	\$197.59	\$1.57	0.80%	20
21	1000 to 1500 kWh	125	16.87%	96.76%	1193	\$270.73	\$272.84	\$2.11	0.78%	21
22	1500 to 2000 kWh	21	2.83%	99.60%	1668	\$412.45	\$413.37	\$0.92	0.22%	22
23	2000 to 3000 kWh	1	0.14%	99.73%	2001	\$523.41	\$513.08	(\$10.33)	-1.97%	23
24	> 3000 kWh	2	0.27%	100.00%	6866	\$2,197.14	\$1,969.80	(\$227.34)	-10.35%	24
25	TOTAL	741	100.00%	100.00%	709	\$144.75	\$145.15	\$0.40	0.28%	25

Note: DR w/ HUC reflects SDG&E's residential tiered rate schedule (Schedule DR) effective November 1, 2018 (AL 3290-E). DR w/o HUC is SDG&E's proposal to eliminate the HUC Charge.

Declaration of Cynthia Fang  
November 30, 2018

APPENDIX C – ATTACHMENT A  
ILLUSTRATIVE POPULATION BILL IMPACTS  
SAN DIEGO GAS AND ELECTRIC COMPANY  
PETITION FOR MODIFICATION OF D.15-07-001 AND D.17-07-006

**Typical Monthly Residential Energy Charges at DR w/ HUC and DR w/o HUC  
Mountain Customers  
CARE, Winter, Basic**

Line										Line
No.	Energy kWh	Number of Customers	% of Customers	% of Customers Cumulative	Avg kWh for the Range	DR w/ HUC (\$)	DR w/o HUC (\$)	CHANGE (\$)	CHANGE (%)	No.
1	< 25 kWh	22	2.31%	2.31%	9	\$5.30	\$5.30	\$0.00	0.04%	1
2	25 to 50 kWh	13	1.36%	3.67%	37	\$5.91	\$5.95	\$0.04	0.57%	2
3	50 to 75 kWh	11	1.15%	4.82%	66	\$9.96	\$10.04	\$0.08	0.86%	3
4	75 to 100 kWh	11	1.15%	5.98%	88	\$12.51	\$12.63	\$0.12	0.94%	4
5	100 to 125 kWh	6	0.63%	6.60%	112	\$15.83	\$15.99	\$0.16	0.96%	5
6	125 to 150 kWh	10	1.05%	7.65%	137	\$20.49	\$20.68	\$0.19	0.95%	6
7	150 to 200 kWh	32	3.35%	11.01%	175	\$25.39	\$25.63	\$0.24	0.95%	7
8	200 to 250 kWh	37	3.88%	14.88%	223	\$31.47	\$31.77	\$0.30	0.96%	8
9	250 to 300 kWh	63	6.60%	21.49%	276	\$39.43	\$39.81	\$0.38	0.96%	9
10	300 to 350 kWh	73	7.65%	29.14%	327	\$46.50	\$46.94	\$0.44	0.96%	10
11	350 to 400 kWh	83	8.70%	37.84%	377	\$53.94	\$54.45	\$0.51	0.96%	11
12	400 to 450 kWh	98	10.27%	48.11%	425	\$63.00	\$63.60	\$0.60	0.95%	12
13	450 to 500 kWh	69	7.23%	55.35%	478	\$70.16	\$70.83	\$0.67	0.96%	13
14	500 to 550 kWh	75	7.86%	63.21%	522	\$77.98	\$78.73	\$0.75	0.95%	14
15	550 to 600 kWh	67	7.02%	70.23%	577	\$91.39	\$92.26	\$0.87	0.95%	15
16	600 to 650 kWh	49	5.14%	75.37%	626	\$102.72	\$103.70	\$0.98	0.95%	16
17	650 to 700 kWh	53	5.56%	80.92%	677	\$114.81	\$115.91	\$1.10	0.95%	17
18	700 to 800 kWh	62	6.50%	87.42%	747	\$136.45	\$137.69	\$1.24	0.91%	18
19	800 to 900 kWh	46	4.82%	92.24%	849	\$161.75	\$163.28	\$1.53	0.95%	19
20	900 to 1000 kWh	28	2.94%	95.18%	959	\$189.20	\$190.94	\$1.74	0.92%	20
21	1000 to 1500 kWh	42	4.40%	99.58%	1158	\$240.48	\$242.53	\$2.05	0.85%	21
22	1500 to 2000 kWh	3	0.31%	99.90%	1659	\$366.45	\$364.06	(\$2.39)	-0.65%	22
23	2000 to 3000 kWh	1	0.11%	100.00%	2158	\$817.38	\$784.65	(\$32.73)	-4.01%	23
24	> 3000 kWh	0	0.00%	100.00%	0	\$0.00	\$0.00	\$0.00	0.00%	24
25	TOTAL	954	100.00%	100.00%	501	\$84.27	\$84.99	\$0.72	0.86%	25

Note: DR w/ HUC reflects SDG&E's residential tiered rate schedule (Schedule DR) effective November 1, 2018 (AL 3290-E). DR w/o HUC is SDG&E's proposal to eliminate the HUC Charge.

APPENDIX C – ATTACHMENT A  
ILLUSTRATIVE POPULATION BILL IMPACTS  
SAN DIEGO GAS AND ELECTRIC COMPANY  
PETITION FOR MODIFICATION OF D.15-07-001 AND D.17-07-006

**Typical Monthly Residential Energy Charges at DR w/ HUC and DR w/o HUC  
Mountain Customers  
CARE, Winter, All Electric**

Line										Line
No.	Energy kWh	Number of Customers	% of Customers	% of Customers Cumulative	Avg kWh for the Range	DR w/ HUC (\$)	DR w/o HUC (\$)	CHANGE (\$)	CHANGE (%)	No.
1	< 25 kWh	3	0.41%	0.41%	1	\$6.63	\$6.63	\$0.00	0.00%	1
2	25 to 50 kWh	1	0.14%	0.54%	38	\$6.01	\$6.03	\$0.02	0.36%	2
3	50 to 75 kWh	7	0.95%	1.49%	62	\$9.35	\$9.43	\$0.08	0.88%	3
4	75 to 100 kWh	7	0.95%	2.43%	92	\$13.44	\$13.57	\$0.13	0.90%	4
5	100 to 125 kWh	4	0.54%	2.97%	112	\$15.84	\$15.99	\$0.15	0.95%	5
6	125 to 150 kWh	5	0.68%	3.65%	137	\$19.31	\$19.49	\$0.18	0.96%	6
7	150 to 200 kWh	15	2.02%	5.67%	176	\$24.89	\$25.13	\$0.24	0.95%	7
8	200 to 250 kWh	18	2.43%	8.10%	232	\$32.77	\$33.08	\$0.31	0.96%	8
9	250 to 300 kWh	25	3.37%	11.47%	276	\$39.98	\$40.36	\$0.38	0.96%	9
10	300 to 350 kWh	29	3.91%	15.39%	328	\$46.20	\$46.64	\$0.44	0.96%	10
11	350 to 400 kWh	27	3.64%	19.03%	373	\$52.84	\$53.35	\$0.51	0.96%	11
12	400 to 450 kWh	47	6.34%	25.37%	427	\$60.22	\$60.80	\$0.58	0.96%	12
13	450 to 500 kWh	48	6.48%	31.85%	474	\$66.86	\$67.50	\$0.64	0.96%	13
14	500 to 550 kWh	42	5.67%	37.52%	527	\$75.51	\$76.24	\$0.73	0.96%	14
15	550 to 600 kWh	33	4.45%	41.97%	575	\$82.59	\$83.38	\$0.79	0.96%	15
16	600 to 650 kWh	38	5.13%	47.10%	622	\$87.97	\$88.81	\$0.84	0.96%	16
17	650 to 700 kWh	43	5.80%	52.90%	675	\$95.08	\$95.99	\$0.91	0.96%	17
18	700 to 800 kWh	75	10.12%	63.02%	755	\$106.99	\$108.02	\$1.03	0.96%	18
19	800 to 900 kWh	69	9.31%	72.34%	850	\$123.14	\$124.31	\$1.17	0.96%	19
20	900 to 1000 kWh	52	7.02%	79.35%	946	\$141.48	\$142.83	\$1.35	0.96%	20
21	1000 to 1500 kWh	130	17.54%	96.90%	1198	\$192.71	\$194.55	\$1.84	0.95%	21
22	1500 to 2000 kWh	17	2.29%	99.19%	1639	\$299.82	\$302.67	\$2.85	0.95%	22
23	2000 to 3000 kWh	4	0.54%	99.73%	2103	\$415.57	\$419.51	\$3.94	0.95%	23
24	> 3000 kWh	2	0.27%	100.00%	5277	\$1,302.29	\$1,223.31	(\$78.98)	-6.07%	24
25	TOTAL	741	100.00%	100.00%	728	\$111.65	\$112.48	\$0.83	0.74%	25

Note: DR w/ HUC reflects SDG&E’s residential tiered rate schedule (Schedule DR) effective November 1, 2018 (AL 3290-E). DR w/o HUC is SDG&E’s proposal to eliminate the HUC Charge.

Declaration of Cynthia Fang  
November 30, 2018



APPENDIX C – ATTACHMENT A  
ILLUSTRATIVE POPULATION BILL IMPACTS  
SAN DIEGO GAS AND ELECTRIC COMPANY  
PETITION FOR MODIFICATION OF D.15-07-001 AND D.17-07-006

**Typical Monthly Residential Energy Charges at DR w/ HUC and DR w/o HUC  
Mountain Customers  
CARE, Annual, Basic**

Line No.	Energy kWh	Number of Customers	% of Customers	% of Customers Cumulative	Avg kWh for the Range	DR w/ HUC (\$)	DR w/o HUC (\$)	CHANGE (\$)	CHANGE (%)	Line No.
1	< 25 kWh	17	1.78%	1.78%	8	\$5.31	\$5.31	\$0.00	0.01%	1
2	25 to 50 kWh	13	1.36%	3.15%	36	\$6.65	\$6.69	\$0.04	0.52%	2
3	50 to 75 kWh	8	0.84%	3.98%	62	\$10.14	\$10.21	\$0.07	0.75%	3
4	75 to 100 kWh	9	0.94%	4.93%	89	\$13.81	\$13.93	\$0.12	0.86%	4
5	100 to 125 kWh	10	1.05%	5.98%	112	\$17.95	\$18.11	\$0.16	0.85%	5
6	125 to 150 kWh	12	1.26%	7.23%	137	\$22.11	\$22.31	\$0.20	0.89%	6
7	150 to 200 kWh	22	2.31%	9.54%	179	\$27.56	\$27.80	\$0.24	0.88%	7
8	200 to 250 kWh	31	3.25%	12.79%	224	\$35.64	\$35.95	\$0.31	0.87%	8
9	250 to 300 kWh	50	5.24%	18.03%	276	\$42.33	\$42.71	\$0.38	0.88%	9
10	300 to 350 kWh	60	6.29%	24.32%	325	\$50.09	\$50.53	\$0.44	0.89%	10
11	350 to 400 kWh	62	6.50%	30.82%	377	\$59.57	\$60.09	\$0.52	0.89%	11
12	400 to 450 kWh	85	8.91%	39.73%	427	\$69.81	\$70.42	\$0.61	0.88%	12
13	450 to 500 kWh	69	7.23%	46.96%	476	\$78.00	\$78.68	\$0.68	0.88%	13
14	500 to 550 kWh	85	8.91%	55.87%	524	\$89.53	\$90.28	\$0.75	0.84%	14
15	550 to 600 kWh	61	6.39%	62.26%	575	\$99.28	\$100.14	\$0.86	0.87%	15
16	600 to 650 kWh	59	6.18%	68.45%	625	\$111.97	\$112.92	\$0.95	0.85%	16
17	650 to 700 kWh	71	7.44%	75.89%	675	\$126.15	\$127.25	\$1.10	0.87%	17
18	700 to 800 kWh	76	7.97%	83.86%	754	\$146.08	\$147.27	\$1.19	0.81%	18
19	800 to 900 kWh	63	6.60%	90.46%	843	\$168.83	\$170.21	\$1.38	0.82%	19
20	900 to 1000 kWh	33	3.46%	93.92%	945	\$199.16	\$200.72	\$1.56	0.78%	20
21	1000 to 1500 kWh	53	5.56%	99.48%	1152	\$266.74	\$267.79	\$1.05	0.39%	21
22	1500 to 2000 kWh	4	0.42%	99.89%	1654	\$395.55	\$391.71	(\$3.84)	-0.97%	22
23	2000 to 3000 kWh	1	0.11%	100.00%	2252	\$923.18	\$884.20	(\$38.98)	-4.22%	23
24	> 3000 kWh	0	0.00%	100.00%	0	\$0.00	\$0.00	\$0.00	0.00%	24
25	TOTAL	954	100.00%	100.00%	542	\$101.52	\$102.23	\$0.71	0.70%	25

Note: DR w/ HUC reflects SDG&E’s residential tiered rate schedule (Schedule DR) effective November 1, 2018 (AL 3290-E). DR w/o HUC is SDG&E’s proposal to eliminate the HUC Charge.

Declaration of Cynthia Fang  
November 30, 2018

APPENDIX C – ATTACHMENT A  
ILLUSTRATIVE POPULATION BILL IMPACTS  
SAN DIEGO GAS AND ELECTRIC COMPANY  
PETITION FOR MODIFICATION OF D.15-07-001 AND D.17-07-006

**Typical Monthly Residential Energy Charges at DR w/ HUC and DR w/o HUC  
Mountain Customers  
CARE, Annual, All Electric**

Line										Line
No.	Energy kWh	Number of Customers	% of Customers	% of Customers Cumulative	Avg kWh for the Range	DR w/ HUC (\$)	DR w/o HUC (\$)	CHANGE (\$)	CHANGE (%)	No.
1	< 25 kWh	3	0.41%	0.41%	1	\$6.66	\$6.66	\$0.00	0.00%	1
2	25 to 50 kWh	2	0.27%	0.68%	38	\$7.06	\$7.10	\$0.04	0.56%	2
3	50 to 75 kWh	4	0.54%	1.22%	66	\$10.44	\$10.53	\$0.09	0.85%	3
4	75 to 100 kWh	1	0.14%	1.35%	100	\$15.20	\$15.33	\$0.13	0.89%	4
5	100 to 125 kWh	4	0.54%	1.89%	109	\$17.43	\$17.58	\$0.15	0.83%	5
6	125 to 150 kWh	6	0.81%	2.70%	133	\$20.82	\$20.99	\$0.17	0.85%	6
7	150 to 200 kWh	8	1.08%	3.78%	173	\$26.46	\$26.69	\$0.23	0.89%	7
8	200 to 250 kWh	22	2.97%	6.75%	223	\$34.58	\$34.89	\$0.31	0.88%	8
9	250 to 300 kWh	22	2.97%	9.72%	275	\$43.13	\$43.52	\$0.39	0.89%	9
10	300 to 350 kWh	31	4.18%	13.90%	327	\$50.11	\$50.56	\$0.45	0.89%	10
11	350 to 400 kWh	36	4.86%	18.76%	375	\$57.17	\$57.68	\$0.51	0.89%	11
12	400 to 450 kWh	48	6.48%	25.24%	428	\$66.11	\$66.70	\$0.59	0.89%	12
13	450 to 500 kWh	45	6.07%	31.31%	476	\$72.63	\$73.28	\$0.65	0.89%	13
14	500 to 550 kWh	44	5.94%	37.25%	522	\$82.11	\$82.84	\$0.73	0.89%	14
15	550 to 600 kWh	35	4.72%	41.97%	572	\$89.98	\$90.78	\$0.80	0.89%	15
16	600 to 650 kWh	42	5.67%	47.64%	626	\$99.62	\$100.50	\$0.88	0.89%	16
17	650 to 700 kWh	42	5.67%	53.31%	674	\$107.66	\$108.61	\$0.95	0.88%	17
18	700 to 800 kWh	79	10.66%	63.97%	747	\$121.86	\$122.93	\$1.07	0.89%	18
19	800 to 900 kWh	69	9.31%	73.28%	848	\$141.93	\$143.19	\$1.26	0.89%	19
20	900 to 1000 kWh	61	8.23%	81.51%	942	\$164.89	\$166.34	\$1.45	0.88%	20
21	1000 to 1500 kWh	123	16.60%	98.11%	1203	\$226.49	\$228.37	\$1.88	0.83%	21
22	1500 to 2000 kWh	11	1.48%	99.60%	1752	\$372.41	\$374.16	\$1.75	0.47%	22
23	2000 to 3000 kWh	1	0.14%	99.73%	2026	\$442.68	\$446.58	\$3.90	0.88%	23
24	> 3000 kWh	2	0.27%	100.00%	5939	\$1,675.15	\$1,534.35	(\$140.80)	-8.41%	24
25	TOTAL	741	100.00%	100.00%	720	\$125.45	\$126.09	\$0.64	0.52%	25

Note: DR w/ HUC reflects SDG&E's residential tiered rate schedule (Schedule DR) effective November 1, 2018 (AL 3290-E). DR w/o HUC is SDG&E's proposal to eliminate the HUC Charge.

Declaration of Cynthia Fang  
November 30, 2018

APPENDIX C – ATTACHMENT A  
ILLUSTRATIVE POPULATION BILL IMPACTS  
SAN DIEGO GAS AND ELECTRIC COMPANY  
PETITION FOR MODIFICATION OF D.15-07-001 AND D.17-07-006

**Typical Monthly Residential Energy Charges at DR w/ HUC and DR w/o HUC  
Mountain Customers  
Non-CARE, Summer, Basic**

Line										Line
No.	Energy kWh	Number of Customers	% of Customers	% of Customers Cumulative	Avg kWh for the Range	DR w/ HUC (\$)	DR w/o HUC (\$)	CHANGE (\$)	CHANGE (%)	No.
1	< 25 kWh	275	5.71%	5.71%	7	\$10.17	\$10.18	\$0.01	0.03%	1
2	25 to 50 kWh	148	3.07%	8.78%	37	\$12.15	\$12.21	\$0.06	0.47%	2
3	50 to 75 kWh	117	2.43%	11.21%	62	\$17.37	\$17.49	\$0.12	0.75%	3
4	75 to 100 kWh	104	2.16%	13.37%	88	\$24.24	\$24.43	\$0.19	0.78%	4
5	100 to 125 kWh	116	2.41%	15.78%	112	\$30.63	\$30.87	\$0.24	0.79%	5
6	125 to 150 kWh	107	2.22%	18.00%	137	\$37.50	\$37.80	\$0.30	0.79%	6
7	150 to 200 kWh	163	3.38%	21.38%	174	\$47.40	\$47.78	\$0.38	0.80%	7
8	200 to 250 kWh	219	4.55%	25.92%	226	\$61.59	\$62.09	\$0.50	0.80%	8
9	250 to 300 kWh	199	4.13%	30.05%	275	\$75.05	\$75.65	\$0.60	0.80%	9
10	300 to 350 kWh	184	3.82%	33.87%	325	\$88.25	\$88.97	\$0.72	0.81%	10
11	350 to 400 kWh	213	4.42%	38.29%	375	\$102.96	\$103.79	\$0.83	0.81%	11
12	400 to 450 kWh	206	4.28%	42.57%	425	\$118.29	\$119.24	\$0.95	0.81%	12
13	450 to 500 kWh	199	4.13%	46.70%	474	\$134.08	\$135.16	\$1.08	0.81%	13
14	500 to 550 kWh	215	4.46%	51.16%	527	\$154.50	\$155.75	\$1.25	0.81%	14
15	550 to 600 kWh	225	4.67%	55.83%	576	\$172.95	\$174.34	\$1.39	0.81%	15
16	600 to 650 kWh	196	4.07%	59.90%	625	\$193.16	\$194.68	\$1.52	0.79%	16
17	650 to 700 kWh	198	4.11%	64.01%	675	\$214.87	\$216.60	\$1.73	0.80%	17
18	700 to 800 kWh	354	7.35%	71.36%	750	\$248.46	\$250.43	\$1.97	0.80%	18
19	800 to 900 kWh	305	6.33%	77.69%	847	\$292.53	\$294.86	\$2.33	0.80%	19
20	900 to 1000 kWh	255	5.29%	82.98%	949	\$339.56	\$342.22	\$2.66	0.79%	20
21	1000 to 1500 kWh	608	12.62%	95.60%	1174	\$446.55	\$448.58	\$2.03	0.45%	21
22	1500 to 2000 kWh	123	2.55%	98.15%	1689	\$704.92	\$694.19	(\$10.73)	-1.52%	22
23	2000 to 3000 kWh	46	0.96%	99.11%	2432	\$1,105.08	\$1,048.47	(\$56.61)	-5.12%	23
24	> 3000 kWh	43	0.89%	100.00%	6271	\$3,209.35	\$2,873.15	(\$336.20)	-10.48%	24
25	TOTAL	4818	100.00%	100.00%	638	\$229.44	\$226.80	(\$2.64)	-1.15%	25

Note: DR w/ HUC reflects SDG&E's residential tiered rate schedule (Schedule DR) effective November 1, 2018 (AL 3290-E). DR w/o HUC is SDG&E's proposal to eliminate the HUC Charge.

Declaration of Cynthia Fang  
November 30, 2018

APPENDIX C – ATTACHMENT A  
ILLUSTRATIVE POPULATION BILL IMPACTS  
SAN DIEGO GAS AND ELECTRIC COMPANY  
PETITION FOR MODIFICATION OF D.15-07-001 AND D.17-07-006

**Typical Monthly Residential Energy Charges at DR w/ HUC and DR w/o HUC  
Mountain Customers  
Non-CARE, Summer, All Electric**

Line										Line
No.	Energy kWh	Number of Customers	% of Customers	% of Customers Cumulative	Avg kWh for the Range	DR w/ HUC (\$)	DR w/o HUC (\$)	CHANGE (\$)	CHANGE (%)	No.
1	< 25 kWh	123	3.76%	3.76%	3	\$10.36	\$10.36	\$0.00	0.04%	1
2	25 to 50 kWh	59	1.81%	5.57%	37	\$12.15	\$12.21	\$0.06	0.48%	2
3	50 to 75 kWh	80	2.45%	8.02%	62	\$18.05	\$18.18	\$0.13	0.75%	3
4	75 to 100 kWh	73	2.23%	10.25%	86	\$23.73	\$23.92	\$0.19	0.79%	4
5	100 to 125 kWh	72	2.20%	12.45%	114	\$31.09	\$31.34	\$0.25	0.80%	5
6	125 to 150 kWh	61	1.87%	14.32%	136	\$36.97	\$37.27	\$0.30	0.80%	6
7	150 to 200 kWh	118	3.61%	17.93%	175	\$47.44	\$47.82	\$0.38	0.80%	7
8	200 to 250 kWh	118	3.61%	21.54%	226	\$61.28	\$61.78	\$0.50	0.80%	8
9	250 to 300 kWh	136	4.16%	25.70%	276	\$75.00	\$75.60	\$0.60	0.80%	9
10	300 to 350 kWh	118	3.61%	29.31%	328	\$88.77	\$89.48	\$0.71	0.81%	10
11	350 to 400 kWh	158	4.83%	34.14%	375	\$102.11	\$102.93	\$0.82	0.80%	11
12	400 to 450 kWh	140	4.28%	38.42%	425	\$116.08	\$117.02	\$0.94	0.81%	12
13	450 to 500 kWh	130	3.98%	42.40%	474	\$129.77	\$130.81	\$1.04	0.81%	13
14	500 to 550 kWh	168	5.14%	47.54%	526	\$146.03	\$147.21	\$1.18	0.81%	14
15	550 to 600 kWh	148	4.53%	52.07%	573	\$161.47	\$162.76	\$1.29	0.81%	15
16	600 to 650 kWh	166	5.08%	57.14%	624	\$179.50	\$180.94	\$1.44	0.81%	16
17	650 to 700 kWh	146	4.47%	61.61%	675	\$200.82	\$202.44	\$1.62	0.81%	17
18	700 to 800 kWh	254	7.77%	69.38%	748	\$228.57	\$230.41	\$1.84	0.81%	18
19	800 to 900 kWh	212	6.49%	75.87%	848	\$271.87	\$274.05	\$2.18	0.80%	19
20	900 to 1000 kWh	157	4.80%	80.67%	950	\$318.18	\$320.74	\$2.56	0.80%	20
21	1000 to 1500 kWh	478	14.62%	95.29%	1192	\$431.07	\$434.14	\$3.07	0.71%	21
22	1500 to 2000 kWh	106	3.24%	98.53%	1679	\$665.02	\$665.38	\$0.36	0.05%	22
23	2000 to 3000 kWh	36	1.10%	99.63%	2480	\$1,079.08	\$1,046.07	(\$33.01)	-3.06%	23
24	> 3000 kWh	12	0.37%	100.00%	5417	\$2,705.48	\$2,450.02	(\$255.46)	-9.44%	24
25	TOTAL	3269	100.00%	100.00%	652	\$218.25	\$218.31	\$0.06	0.03%	25

Note: DR w/ HUC reflects SDG&E's residential tiered rate schedule (Schedule DR) effective November 1, 2018 (AL 3290-E). DR w/o HUC is SDG&E's proposal to eliminate the HUC Charge.

Declaration of Cynthia Fang  
November 30, 2018

APPENDIX C – ATTACHMENT A  
ILLUSTRATIVE POPULATION BILL IMPACTS  
SAN DIEGO GAS AND ELECTRIC COMPANY  
PETITION FOR MODIFICATION OF D.15-07-001 AND D.17-07-006

**Typical Monthly Residential Energy Charges at DR w/ HUC and DR w/o HUC  
Mountain Customers  
Non-CARE, Winter, Basic**

Line No.	Energy kWh	Number of Customers	% of Customers	% of Customers Cumulative	Avg kWh for the Range	DR w/ HUC (\$)	DR w/o HUC (\$)	CHANGE (\$)	CHANGE (%)	Line No.
1	< 25 kWh	328	6.81%	6.81%	8	\$10.08	\$10.08	\$0.00	0.03%	1
2	25 to 50 kWh	190	3.94%	10.75%	38	\$11.39	\$11.43	\$0.04	0.37%	2
3	50 to 75 kWh	143	2.97%	13.72%	62	\$15.11	\$15.23	\$0.12	0.80%	3
4	75 to 100 kWh	121	2.51%	16.23%	87	\$20.68	\$20.87	\$0.19	0.89%	4
5	100 to 125 kWh	107	2.22%	18.45%	111	\$26.01	\$26.25	\$0.24	0.92%	5
6	125 to 150 kWh	105	2.18%	20.63%	137	\$31.77	\$32.07	\$0.30	0.94%	6
7	150 to 200 kWh	220	4.57%	25.20%	175	\$40.59	\$40.97	\$0.38	0.94%	7
8	200 to 250 kWh	219	4.55%	29.74%	225	\$51.79	\$52.28	\$0.49	0.94%	8
9	250 to 300 kWh	278	5.77%	35.51%	276	\$63.69	\$64.29	\$0.60	0.94%	9
10	300 to 350 kWh	311	6.46%	41.97%	326	\$75.27	\$75.98	\$0.71	0.94%	10
11	350 to 400 kWh	332	6.89%	48.86%	375	\$86.54	\$87.35	\$0.81	0.94%	11
12	400 to 450 kWh	329	6.83%	55.69%	426	\$99.25	\$100.19	\$0.94	0.94%	12
13	450 to 500 kWh	327	6.79%	62.47%	475	\$112.48	\$113.53	\$1.05	0.94%	13
14	500 to 550 kWh	300	6.23%	68.70%	524	\$127.58	\$128.76	\$1.18	0.92%	14
15	550 to 600 kWh	232	4.82%	73.52%	574	\$145.05	\$146.42	\$1.37	0.94%	15
16	600 to 650 kWh	230	4.77%	78.29%	625	\$164.83	\$166.35	\$1.52	0.92%	16
17	650 to 700 kWh	155	3.22%	81.51%	674	\$183.98	\$185.72	\$1.74	0.95%	17
18	700 to 800 kWh	285	5.92%	87.42%	747	\$213.01	\$215.02	\$2.01	0.95%	18
19	800 to 900 kWh	168	3.49%	90.91%	846	\$252.74	\$255.03	\$2.29	0.91%	19
20	900 to 1000 kWh	121	2.51%	93.42%	947	\$292.36	\$295.12	\$2.76	0.94%	20
21	1000 to 1500 kWh	216	4.48%	97.90%	1180	\$387.49	\$389.94	\$2.45	0.63%	21
22	1500 to 2000 kWh	41	0.85%	98.75%	1734	\$627.86	\$613.98	(\$13.88)	-2.21%	22
23	2000 to 3000 kWh	26	0.54%	99.29%	2331	\$899.31	\$854.52	(\$44.79)	-4.98%	23
24	> 3000 kWh	34	0.71%	100.00%	6089	\$2,651.55	\$2,374.23	(\$277.32)	-10.46%	24
25	TOTAL	4818	100.00%	100.00%	486	\$140.24	\$138.90	(\$1.34)	-0.95%	25

Note: DR w/ HUC reflects SDG&E’s residential tiered rate schedule (Schedule DR) effective November 1, 2018 (AL 3290-E). DR w/o HUC is SDG&E’s proposal to eliminate the HUC Charge.

Declaration of Cynthia Fang  
November 30, 2018

APPENDIX C – ATTACHMENT A  
ILLUSTRATIVE POPULATION BILL IMPACTS  
SAN DIEGO GAS AND ELECTRIC COMPANY  
PETITION FOR MODIFICATION OF D.15-07-001 AND D.17-07-006

**Typical Monthly Residential Energy Charges at DR w/ HUC and DR w/o HUC  
Mountain Customers  
Non-CARE, Winter, All Electric**

Line										Line
No.	Energy kWh	Number of Customers	% of Customers	% of Customers Cumulative	Avg kWh for the Range	DR w/ HUC (\$)	DR w/o HUC (\$)	CHANGE (\$)	CHANGE (%)	No.
1	< 25 kWh	136	4.16%	4.16%	6	\$10.12	\$10.12	\$0.00	0.03%	1
2	25 to 50 kWh	72	2.20%	6.36%	37	\$11.55	\$11.60	\$0.05	0.36%	2
3	50 to 75 kWh	81	2.48%	8.84%	64	\$15.49	\$15.62	\$0.13	0.84%	3
4	75 to 100 kWh	78	2.39%	11.23%	88	\$20.81	\$21.00	\$0.19	0.89%	4
5	100 to 125 kWh	75	2.29%	13.52%	112	\$25.95	\$26.19	\$0.24	0.92%	5
6	125 to 150 kWh	50	1.53%	15.05%	139	\$32.10	\$32.40	\$0.30	0.94%	6
7	150 to 200 kWh	121	3.70%	18.75%	176	\$40.56	\$40.95	\$0.39	0.94%	7
8	200 to 250 kWh	113	3.46%	22.21%	227	\$52.18	\$52.67	\$0.49	0.94%	8
9	250 to 300 kWh	129	3.95%	26.16%	275	\$63.37	\$63.97	\$0.60	0.94%	9
10	300 to 350 kWh	132	4.04%	30.19%	326	\$74.68	\$75.38	\$0.70	0.94%	10
11	350 to 400 kWh	183	5.60%	35.79%	376	\$86.37	\$87.19	\$0.82	0.94%	11
12	400 to 450 kWh	156	4.77%	40.56%	427	\$97.91	\$98.84	\$0.93	0.94%	12
13	450 to 500 kWh	166	5.08%	45.64%	476	\$109.14	\$110.17	\$1.03	0.94%	13
14	500 to 550 kWh	157	4.80%	50.44%	525	\$120.55	\$121.69	\$1.14	0.94%	14
15	550 to 600 kWh	169	5.17%	55.61%	576	\$132.14	\$133.39	\$1.25	0.94%	15
16	600 to 650 kWh	162	4.96%	60.57%	624	\$143.45	\$144.81	\$1.36	0.94%	16
17	650 to 700 kWh	140	4.28%	64.85%	676	\$155.36	\$156.83	\$1.47	0.95%	17
18	700 to 800 kWh	270	8.26%	73.11%	749	\$172.72	\$174.35	\$1.63	0.95%	18
19	800 to 900 kWh	227	6.94%	80.06%	851	\$197.78	\$199.65	\$1.87	0.95%	19
20	900 to 1000 kWh	168	5.14%	85.20%	954	\$225.53	\$227.66	\$2.13	0.95%	20
21	1000 to 1500 kWh	377	11.53%	96.73%	1178	\$303.72	\$306.54	\$2.82	0.93%	21
22	1500 to 2000 kWh	71	2.17%	98.90%	1705	\$509.04	\$513.58	\$4.54	0.89%	22
23	2000 to 3000 kWh	24	0.73%	99.63%	2321	\$755.26	\$761.57	\$6.31	0.84%	23
24	> 3000 kWh	12	0.37%	100.00%	4944	\$1,929.05	\$1,821.80	(\$107.25)	-5.56%	24
25	TOTAL	3269	100.00%	100.00%	606	\$151.20	\$152.14	\$0.94	0.62%	25

Note: DR w/ HUC reflects SDG&E's residential tiered rate schedule (Schedule DR) effective November 1, 2018 (AL 3290-E). DR w/o HUC is SDG&E's proposal to eliminate the HUC Charge.

Declaration of Cynthia Fang  
November 30, 2018

APPENDIX C – ATTACHMENT A  
ILLUSTRATIVE POPULATION BILL IMPACTS  
SAN DIEGO GAS AND ELECTRIC COMPANY  
PETITION FOR MODIFICATION OF D.15-07-001 AND D.17-07-006

**Typical Monthly Residential Energy Charges at DR w/ HUC and DR w/o HUC  
Mountain Customers  
Non-CARE, Annual, Basic**

Line No.	Energy kWh	Number of Customers	% of Customers	% of Customers Cumulative	Avg kWh for the Range	DR w/ HUC (\$)	DR w/o HUC (\$)	CHANGE (\$)	CHANGE (%)	Line No.
1	< 25 kWh	280	5.81%	5.81%	8	\$10.27	\$10.27	\$0.00	0.05%	1
2	25 to 50 kWh	179	3.72%	9.53%	37	\$12.19	\$12.24	\$0.05	0.40%	2
3	50 to 75 kWh	137	2.84%	12.37%	63	\$17.12	\$17.24	\$0.12	0.73%	3
4	75 to 100 kWh	106	2.20%	14.57%	88	\$22.78	\$22.96	\$0.18	0.83%	4
5	100 to 125 kWh	107	2.22%	16.79%	112	\$28.75	\$28.99	\$0.24	0.84%	5
6	125 to 150 kWh	96	1.99%	18.79%	137	\$34.70	\$35.00	\$0.30	0.85%	6
7	150 to 200 kWh	202	4.19%	22.98%	176	\$44.56	\$44.94	\$0.38	0.86%	7
8	200 to 250 kWh	210	4.36%	27.34%	226	\$56.46	\$56.95	\$0.49	0.87%	8
9	250 to 300 kWh	198	4.11%	31.45%	276	\$69.55	\$70.16	\$0.61	0.87%	9
10	300 to 350 kWh	225	4.67%	36.12%	327	\$83.21	\$83.93	\$0.72	0.86%	10
11	350 to 400 kWh	266	5.52%	41.64%	376	\$96.91	\$97.75	\$0.84	0.87%	11
12	400 to 450 kWh	261	5.42%	47.06%	425	\$111.07	\$112.03	\$0.96	0.87%	12
13	450 to 500 kWh	275	5.71%	52.76%	475	\$127.74	\$128.81	\$1.07	0.84%	13
14	500 to 550 kWh	309	6.41%	59.18%	525	\$144.37	\$145.61	\$1.24	0.86%	14
15	550 to 600 kWh	260	5.40%	64.57%	575	\$162.42	\$163.83	\$1.41	0.86%	15
16	600 to 650 kWh	247	5.13%	69.70%	623	\$180.91	\$182.38	\$1.47	0.81%	16
17	650 to 700 kWh	205	4.26%	73.95%	675	\$201.54	\$203.25	\$1.71	0.85%	17
18	700 to 800 kWh	349	7.24%	81.20%	746	\$230.78	\$232.71	\$1.93	0.83%	18
19	800 to 900 kWh	286	5.94%	87.13%	843	\$272.38	\$274.51	\$2.13	0.78%	19
20	900 to 1000 kWh	172	3.57%	90.70%	946	\$317.40	\$319.32	\$1.92	0.61%	20
21	1000 to 1500 kWh	329	6.83%	97.53%	1172	\$417.39	\$417.59	\$0.20	0.05%	21
22	1500 to 2000 kWh	51	1.06%	98.59%	1684	\$652.09	\$640.01	(\$12.08)	-1.85%	22
23	2000 to 3000 kWh	30	0.62%	99.22%	2357	\$984.73	\$935.94	(\$48.79)	-4.96%	23
24	> 3000 kWh	38	0.79%	100.00%	6115	\$2,875.52	\$2,574.04	(\$301.48)	-10.48%	24
25	TOTAL	4818	100.00%	100.00%	550	\$177.40	\$175.52	(\$1.88)	-1.06%	25

Note: DR w/ HUC reflects SDG&E's residential tiered rate schedule (Schedule DR) effective November 1, 2018 (AL 3290-E). DR w/o HUC is SDG&E's proposal to eliminate the HUC Charge.

Declaration of Cynthia Fang  
November 30, 2018

APPENDIX C – ATTACHMENT A  
ILLUSTRATIVE POPULATION BILL IMPACTS  
SAN DIEGO GAS AND ELECTRIC COMPANY  
PETITION FOR MODIFICATION OF D.15-07-001 AND D.17-07-006

**Typical Monthly Residential Energy Charges at DR w/ HUC and DR w/o HUC  
Mountain Customers  
Non-CARE, Annual, All Electric**

Line No.	Energy kWh	Number of Customers	% of Customers	% of Customers Cumulative	Avg kWh for the Range	DR w/ HUC (\$)	DR w/o HUC (\$)	CHANGE (\$)	CHANGE (%)	Line No.
1	< 25 kWh	121	3.70%	3.70%	6	\$10.66	\$10.67	\$0.01	0.08%	1
2	25 to 50 kWh	74	2.26%	5.97%	37	\$12.50	\$12.56	\$0.06	0.43%	2
3	50 to 75 kWh	75	2.29%	8.26%	65	\$17.01	\$17.14	\$0.13	0.77%	3
4	75 to 100 kWh	64	1.96%	10.22%	86	\$22.12	\$22.31	\$0.19	0.83%	4
5	100 to 125 kWh	72	2.20%	12.42%	111	\$27.94	\$28.18	\$0.24	0.86%	5
6	125 to 150 kWh	54	1.65%	14.07%	137	\$34.23	\$34.53	\$0.30	0.87%	6
7	150 to 200 kWh	108	3.30%	17.38%	174	\$43.69	\$44.07	\$0.38	0.87%	7
8	200 to 250 kWh	125	3.82%	21.20%	226	\$56.33	\$56.83	\$0.50	0.88%	8
9	250 to 300 kWh	135	4.13%	25.33%	275	\$68.29	\$68.89	\$0.60	0.88%	9
10	300 to 350 kWh	115	3.52%	28.85%	323	\$80.17	\$80.87	\$0.70	0.88%	10
11	350 to 400 kWh	137	4.19%	33.04%	374	\$93.09	\$93.91	\$0.82	0.88%	11
12	400 to 450 kWh	153	4.68%	37.72%	427	\$107.22	\$108.16	\$0.94	0.88%	12
13	450 to 500 kWh	158	4.83%	42.55%	476	\$120.03	\$121.09	\$1.06	0.88%	13
14	500 to 550 kWh	185	5.66%	48.21%	527	\$133.45	\$134.62	\$1.17	0.88%	14
15	550 to 600 kWh	158	4.83%	53.04%	576	\$148.55	\$149.85	\$1.30	0.87%	15
16	600 to 650 kWh	156	4.77%	57.82%	626	\$162.71	\$164.14	\$1.43	0.87%	16
17	650 to 700 kWh	175	5.35%	63.17%	676	\$176.89	\$178.43	\$1.54	0.87%	17
18	700 to 800 kWh	282	8.63%	71.80%	747	\$199.42	\$201.16	\$1.74	0.87%	18
19	800 to 900 kWh	229	7.01%	78.80%	847	\$232.20	\$234.17	\$1.97	0.85%	19
20	900 to 1000 kWh	169	5.17%	83.97%	947	\$267.28	\$269.55	\$2.27	0.85%	20
21	1000 to 1500 kWh	406	12.42%	96.39%	1175	\$356.40	\$359.12	\$2.72	0.76%	21
22	1500 to 2000 kWh	78	2.39%	98.78%	1673	\$571.17	\$571.40	\$0.23	0.04%	22
23	2000 to 3000 kWh	27	0.83%	99.60%	2297	\$854.32	\$844.14	(\$10.18)	-1.19%	23
24	> 3000 kWh	13	0.40%	100.00%	4804	\$2,085.57	\$1,934.94	(\$150.63)	-7.22%	24
25	TOTAL	3269	100.00%	100.00%	625	\$179.14	\$179.71	\$0.57	0.32%	25

Note: DR w/ HUC reflects SDG&E's residential tiered rate schedule (Schedule DR) effective November 1, 2018 (AL 3290-E). DR w/o HUC is SDG&E's proposal to eliminate the HUC Charge.

Declaration of Cynthia Fang  
November 30, 2018



APPENDIX C – ATTACHMENT A  
ILLUSTRATIVE POPULATION BILL IMPACTS  
SAN DIEGO GAS AND ELECTRIC COMPANY  
PETITION FOR MODIFICATION OF D.15-07-001 AND D.17-07-006

**Typical Monthly Residential Energy Charges at DR w/ HUC and DR w/o HUC**  
**All Customers**  
**CARE, Annual**

Line No.	Energy kWh	Number of Customers	% of Customers	% of Customers Cumulative	Avg kWh for the Range	DR w/ HUC (\$)	DR w/o HUC (\$)	CHANGE (\$)	CHANGE (%)	Line No.
1	< 25 kWh	144	0.06%	0.06%	10	\$5.68	\$5.68	\$0.00	0.09%	1
2	25 to 50 kWh	403	0.18%	0.24%	40	\$6.90	\$6.95	\$0.05	0.64%	2
3	50 to 75 kWh	1701	0.76%	1.00%	65	\$10.25	\$10.34	\$0.09	0.86%	3
4	75 to 100 kWh	4186	1.86%	2.86%	89	\$13.84	\$13.96	\$0.12	0.87%	4
5	100 to 125 kWh	7080	3.15%	6.01%	113	\$17.57	\$17.72	\$0.15	0.88%	5
6	125 to 150 kWh	9894	4.40%	10.42%	138	\$21.36	\$21.54	\$0.18	0.88%	6
7	150 to 200 kWh	25803	11.48%	21.90%	176	\$27.24	\$27.47	\$0.23	0.88%	7
8	200 to 250 kWh	28867	12.85%	34.75%	225	\$35.11	\$35.42	\$0.31	0.88%	8
9	250 to 300 kWh	28669	12.76%	47.50%	275	\$43.47	\$43.86	\$0.39	0.88%	9
10	300 to 350 kWh	25650	11.41%	58.92%	324	\$52.62	\$53.08	\$0.46	0.87%	10
11	350 to 400 kWh	21468	9.55%	68.47%	374	\$62.53	\$63.07	\$0.54	0.87%	11
12	400 to 450 kWh	17287	7.69%	76.16%	424	\$73.46	\$74.09	\$0.63	0.86%	12
13	450 to 500 kWh	13805	6.14%	82.31%	474	\$85.36	\$86.09	\$0.73	0.85%	13
14	500 to 550 kWh	10652	4.74%	87.05%	524	\$97.68	\$98.51	\$0.83	0.84%	14
15	550 to 600 kWh	7945	3.54%	90.58%	574	\$110.19	\$111.10	\$0.91	0.83%	15
16	600 to 650 kWh	5991	2.67%	93.25%	624	\$123.09	\$124.07	\$0.98	0.80%	16
17	650 to 700 kWh	4303	1.92%	95.16%	674	\$136.12	\$137.14	\$1.02	0.75%	17
18	700 to 800 kWh	5412	2.41%	97.57%	744	\$154.78	\$155.80	\$1.02	0.66%	18
19	800 to 900 kWh	2675	1.19%	98.76%	843	\$180.80	\$181.74	\$0.94	0.52%	19
20	900 to 1000 kWh	1286	0.57%	99.33%	944	\$207.69	\$208.18	\$0.49	0.24%	20
21	1000 to 1500 kWh	1353	0.60%	99.93%	1145	\$266.99	\$265.19	(\$1.80)	-0.68%	21
22	1500 to 2000 kWh	104	0.05%	99.98%	1668	\$447.00	\$431.24	(\$15.76)	-3.53%	22
23	2000 to 3000 kWh	35	0.02%	100.00%	2264	\$675.34	\$630.80	(\$44.54)	-6.59%	23
24	> 3000 kWh	11	0.01%	100.00%	4724	\$1,421.22	\$1,278.80	(\$142.42)	-10.02%	24
25	TOTAL	224724	100.00%	100.00%	347	\$61.37	\$61.83	\$0.46	0.74%	25

Note: DR w/ HUC reflects SDG&E's residential tiered rate schedule (Schedule DR) effective November 1, 2018 (AL 3290-E). DR w/o HUC is SDG&E's proposal to eliminate the HUC Charge.

Declaration of Cynthia Fang  
November 30, 2018

APPENDIX C – ATTACHMENT A  
ILLUSTRATIVE POPULATION BILL IMPACTS  
SAN DIEGO GAS AND ELECTRIC COMPANY  
PETITION FOR MODIFICATION OF D.15-07-001 AND D.17-07-006

**Typical Monthly Residential Energy Charges at DR w/ HUC and DR w/o HUC**  
**All Customers**  
**Non-CARE, Annual**

Line										Line
No.	Energy kWh	Number of Customers	% of Customers	% of Customers Cumulative	Avg kWh for the Range	DR w/ HUC (\$)	DR w/o HUC (\$)	CHANGE (\$)	CHANGE (%)	No.
1	< 25 kWh	9222	1.31%	1.31%	8	\$10.25	\$10.25	\$0.00	0.00%	1
2	25 to 50 kWh	6505	0.92%	2.23%	38	\$11.36	\$11.41	\$0.05	0.39%	2
3	50 to 75 kWh	8769	1.24%	3.47%	63	\$16.28	\$16.41	\$0.13	0.82%	3
4	75 to 100 kWh	13243	1.87%	5.34%	88	\$22.35	\$22.54	\$0.19	0.85%	4
5	100 to 125 kWh	18995	2.69%	8.03%	113	\$28.40	\$28.65	\$0.25	0.87%	5
6	125 to 150 kWh	23717	3.36%	11.39%	138	\$34.55	\$34.85	\$0.30	0.87%	6
7	150 to 200 kWh	59920	8.48%	19.87%	176	\$44.18	\$44.56	\$0.38	0.87%	7
8	200 to 250 kWh	68621	9.71%	29.58%	225	\$57.06	\$57.55	\$0.49	0.87%	8
9	250 to 300 kWh	70719	10.01%	39.59%	275	\$70.75	\$71.36	\$0.61	0.87%	9
10	300 to 350 kWh	68291	9.67%	49.26%	325	\$85.55	\$86.29	\$0.74	0.86%	10
11	350 to 400 kWh	61617	8.72%	57.98%	374	\$101.74	\$102.61	\$0.87	0.86%	11
12	400 to 450 kWh	53500	7.57%	65.55%	424	\$119.64	\$120.65	\$1.01	0.85%	12
13	450 to 500 kWh	45366	6.42%	71.97%	474	\$139.00	\$140.16	\$1.16	0.83%	13
14	500 to 550 kWh	37140	5.26%	77.23%	524	\$159.30	\$160.59	\$1.29	0.81%	14
15	550 to 600 kWh	30445	4.31%	81.54%	574	\$180.15	\$181.54	\$1.39	0.78%	15
16	600 to 650 kWh	24596	3.48%	85.02%	624	\$201.13	\$202.58	\$1.45	0.72%	16
17	650 to 700 kWh	19667	2.78%	87.80%	674	\$222.59	\$224.01	\$1.42	0.64%	17
18	700 to 800 kWh	27870	3.95%	91.75%	746	\$253.54	\$254.82	\$1.28	0.51%	18
19	800 to 900 kWh	18021	2.55%	94.30%	847	\$297.47	\$298.14	\$0.67	0.23%	19
20	900 to 1000 kWh	11474	1.62%	95.92%	946	\$341.57	\$341.13	(\$0.44)	-0.13%	20
21	1000 to 1500 kWh	19722	2.79%	98.71%	1175	\$446.60	\$440.23	(\$6.37)	-1.43%	21
22	1500 to 2000 kWh	4137	0.59%	99.30%	1705	\$706.31	\$673.23	(\$33.08)	-4.68%	22
23	2000 to 3000 kWh	2361	0.33%	99.63%	2397	\$1,056.82	\$977.78	(\$79.04)	-7.48%	23
24	> 3000 kWh	2608	0.37%	100.00%	6060	\$2,906.94	\$2,579.10	(\$327.84)	-11.28%	24
25	TOTAL	706526	100.00%	100.00%	434	\$137.61	\$136.51	(\$1.10)	-0.80%	25

Note: DR w/ HUC reflects SDG&E's residential tiered rate schedule (Schedule DR) effective November 1, 2018 (AL 3290-E). DR w/o HUC is SDG&E's proposal to eliminate the HUC Charge.

Declaration of Cynthia Fang  
November 30, 2018

APPENDIX C – ATTACHMENT A  
ILLUSTRATIVE POPULATION BILL IMPACTS  
SAN DIEGO GAS AND ELECTRIC COMPANY  
PETITION FOR MODIFICATION OF D.15-07-001 AND D.17-07-006

**Typical Monthly Residential Energy Charges at DR w/ HUC and DR w/o HUC  
Coastal Customers  
FERA, Summer, Basic**

Line										Line
No.	Energy kWh	Number of Customers	% of Customers	% of Customers Cumulative	Avg kWh for the Range	DR w/ HUC (\$)	DR w/o HUC (\$)	CHANGE (\$)	CHANGE (%)	No.
1	< 25 kWh	1	0.05%	0.05%	15	\$5.95	\$5.97	\$0.02	0.27%	1
2	25 to 50 kWh	0	0.00%	0.05%	0	\$0.00	\$0.00	\$0.00	0.00%	2
3	50 to 75 kWh	4	0.19%	0.23%	59	\$14.85	\$14.96	\$0.11	0.73%	3
4	75 to 100 kWh	8	0.37%	0.61%	86	\$21.11	\$21.28	\$0.17	0.79%	4
5	100 to 125 kWh	30	1.40%	2.01%	112	\$26.78	\$27.00	\$0.22	0.80%	5
6	125 to 150 kWh	51	2.38%	4.39%	138	\$32.89	\$33.16	\$0.27	0.81%	6
7	150 to 200 kWh	143	6.68%	11.07%	177	\$42.30	\$42.64	\$0.34	0.81%	7
8	200 to 250 kWh	191	8.92%	19.98%	226	\$54.15	\$54.59	\$0.44	0.81%	8
9	250 to 300 kWh	222	10.36%	30.35%	276	\$66.77	\$67.31	\$0.54	0.81%	9
10	300 to 350 kWh	218	10.18%	40.52%	325	\$80.82	\$81.47	\$0.65	0.81%	10
11	350 to 400 kWh	193	9.01%	49.53%	375	\$96.26	\$97.04	\$0.78	0.81%	11
12	400 to 450 kWh	180	8.40%	57.94%	425	\$115.65	\$116.58	\$0.93	0.81%	12
13	450 to 500 kWh	172	8.03%	65.97%	474	\$135.61	\$136.71	\$1.10	0.81%	13
14	500 to 550 kWh	134	6.26%	72.22%	524	\$155.41	\$156.64	\$1.23	0.79%	14
15	550 to 600 kWh	120	5.60%	77.82%	575	\$176.22	\$177.64	\$1.42	0.81%	15
16	600 to 650 kWh	90	4.20%	82.03%	625	\$196.85	\$198.27	\$1.42	0.72%	16
17	650 to 700 kWh	93	4.34%	86.37%	675	\$215.96	\$217.56	\$1.60	0.74%	17
18	700 to 800 kWh	102	4.76%	91.13%	749	\$248.61	\$250.29	\$1.68	0.68%	18
19	800 to 900 kWh	68	3.18%	94.31%	839	\$286.04	\$287.64	\$1.60	0.56%	19
20	900 to 1000 kWh	45	2.10%	96.41%	948	\$333.26	\$333.33	\$0.07	0.02%	20
21	1000 to 1500 kWh	62	2.89%	99.30%	1157	\$428.82	\$420.65	(\$8.17)	-1.91%	21
22	1500 to 2000 kWh	13	0.61%	99.91%	1632	\$655.04	\$620.37	(\$34.67)	-5.29%	22
23	2000 to 3000 kWh	1	0.05%	99.95%	2451	\$1,047.47	\$962.64	(\$84.83)	-8.10%	23
24	> 3000 kWh	1	0.05%	100.00%	4033	\$1,812.96	\$1,625.05	(\$187.91)	-10.36%	24
25	TOTAL	2142	100.00%	100.00%	456	\$136.23	\$136.51	\$0.28	0.20%	25

Note: DR w/ HUC reflects SDG&E's residential tiered rate schedule (Schedule DR) effective November 1, 2018 (AL 3290-E). DR w/o HUC is SDG&E's proposal to eliminate the HUC Charge.

Declaration of Cynthia Fang  
November 30, 2018

APPENDIX C – ATTACHMENT A  
ILLUSTRATIVE POPULATION BILL IMPACTS  
SAN DIEGO GAS AND ELECTRIC COMPANY  
PETITION FOR MODIFICATION OF D.15-07-001 AND D.17-07-006

**Typical Monthly Residential Energy Charges at DR w/ HUC and DR w/o HUC  
Coastal Customers  
FERA, Summer, All Electric**

Line										Line
No.	Energy kWh	Number of Customers	% of Customers	% of Customers Cumulative	Avg kWh for the Range	DR w/ HUC (\$)	DR w/o HUC (\$)	CHANGE (\$)	CHANGE (%)	No.
1	< 25 kWh	1	0.13%	0.13%	8	\$5.02	\$5.02	\$0.00	0.00%	1
2	25 to 50 kWh	0	0.00%	0.13%	0	\$0.00	\$0.00	\$0.00	0.00%	2
3	50 to 75 kWh	0	0.00%	0.13%	0	\$0.00	\$0.00	\$0.00	0.00%	3
4	75 to 100 kWh	4	0.52%	0.65%	93	\$22.24	\$22.41	\$0.17	0.80%	4
5	100 to 125 kWh	11	1.43%	2.08%	117	\$28.13	\$28.35	\$0.22	0.80%	5
6	125 to 150 kWh	26	3.38%	5.46%	139	\$33.39	\$33.66	\$0.27	0.81%	6
7	150 to 200 kWh	80	10.39%	15.85%	178	\$42.61	\$42.95	\$0.34	0.80%	7
8	200 to 250 kWh	84	10.91%	26.75%	225	\$54.31	\$54.75	\$0.44	0.80%	8
9	250 to 300 kWh	94	12.21%	38.96%	274	\$67.51	\$68.05	\$0.54	0.80%	9
10	300 to 350 kWh	96	12.47%	51.43%	325	\$82.24	\$82.89	\$0.65	0.80%	10
11	350 to 400 kWh	85	11.04%	62.47%	374	\$100.10	\$100.90	\$0.80	0.80%	11
12	400 to 450 kWh	77	10.00%	72.47%	426	\$120.40	\$121.36	\$0.96	0.80%	12
13	450 to 500 kWh	55	7.14%	79.61%	474	\$140.27	\$141.33	\$1.06	0.75%	13
14	500 to 550 kWh	37	4.81%	84.42%	522	\$159.46	\$160.69	\$1.23	0.77%	14
15	550 to 600 kWh	29	3.77%	88.18%	574	\$180.38	\$181.70	\$1.32	0.73%	15
16	600 to 650 kWh	24	3.12%	91.30%	628	\$202.70	\$204.28	\$1.58	0.78%	16
17	650 to 700 kWh	14	1.82%	93.12%	676	\$223.63	\$224.90	\$1.27	0.57%	17
18	700 to 800 kWh	26	3.38%	96.50%	742	\$251.20	\$252.56	\$1.36	0.54%	18
19	800 to 900 kWh	13	1.69%	98.18%	858	\$301.67	\$301.08	(\$0.59)	-0.20%	19
20	900 to 1000 kWh	6	0.78%	98.96%	962	\$346.10	\$343.76	(\$2.34)	-0.68%	20
21	1000 to 1500 kWh	8	1.04%	100.00%	1092	\$403.21	\$398.62	(\$4.59)	-1.14%	21
22	1500 to 2000 kWh	0	0.00%	100.00%	0	\$0.00	\$0.00	\$0.00	0.00%	22
23	2000 to 3000 kWh	0	0.00%	100.00%	0	\$0.00	\$0.00	\$0.00	0.00%	23
24	> 3000 kWh	0	0.00%	100.00%	0	\$0.00	\$0.00	\$0.00	0.00%	24
25	TOTAL	770	100.00%	100.00%	378	\$108.91	\$109.56	\$0.65	0.60%	25

Note: DR w/ HUC reflects SDG&E’s residential tiered rate schedule (Schedule DR) effective November 1, 2018 (AL 3290-E). DR w/o HUC is SDG&E’s proposal to eliminate the HUC Charge.

Declaration of Cynthia Fang  
November 30, 2018

APPENDIX C – ATTACHMENT A  
ILLUSTRATIVE POPULATION BILL IMPACTS  
SAN DIEGO GAS AND ELECTRIC COMPANY  
PETITION FOR MODIFICATION OF D.15-07-001 AND D.17-07-006

**Typical Monthly Residential Energy Charges at DR w/ HUC and DR w/o HUC**  
**Coastal Customers**  
**FERA, Winter, Basic**

Line										Line
No.	Energy kWh	Number of Customers	% of Customers	% of Customers Cumulative	Avg kWh for the Range	DR w/ HUC (\$)	DR w/o HUC (\$)	CHANGE (\$)	CHANGE (%)	No.
1	< 25 kWh	1	0.05%	0.05%	6	\$5.27	\$5.28	\$0.01	0.19%	1
2	25 to 50 kWh	3	0.14%	0.19%	36	\$8.42	\$8.48	\$0.06	0.71%	2
3	50 to 75 kWh	14	0.65%	0.84%	63	\$13.23	\$13.35	\$0.12	0.92%	3
4	75 to 100 kWh	38	1.77%	2.62%	89	\$18.22	\$18.39	\$0.17	0.92%	4
5	100 to 125 kWh	66	3.08%	5.70%	114	\$23.28	\$23.50	\$0.22	0.94%	5
6	125 to 150 kWh	75	3.50%	9.20%	140	\$28.38	\$28.65	\$0.27	0.94%	6
7	150 to 200 kWh	187	8.73%	17.93%	176	\$35.68	\$36.02	\$0.34	0.94%	7
8	200 to 250 kWh	259	12.09%	30.02%	226	\$45.76	\$46.20	\$0.44	0.94%	8
9	250 to 300 kWh	269	12.56%	42.58%	275	\$56.02	\$56.55	\$0.53	0.95%	9
10	300 to 350 kWh	280	13.07%	55.65%	325	\$67.34	\$67.98	\$0.64	0.95%	10
11	350 to 400 kWh	229	10.69%	66.34%	373	\$79.48	\$80.23	\$0.75	0.94%	11
12	400 to 450 kWh	190	8.87%	75.21%	425	\$96.19	\$97.10	\$0.91	0.94%	12
13	450 to 500 kWh	144	6.72%	81.93%	473	\$112.84	\$113.90	\$1.06	0.94%	13
14	500 to 550 kWh	97	4.53%	86.46%	524	\$129.94	\$131.16	\$1.22	0.95%	14
15	550 to 600 kWh	63	2.94%	89.40%	570	\$146.68	\$148.06	\$1.38	0.95%	15
16	600 to 650 kWh	66	3.08%	92.48%	623	\$165.27	\$166.83	\$1.56	0.94%	16
17	650 to 700 kWh	53	2.47%	94.96%	672	\$182.58	\$184.29	\$1.71	0.94%	17
18	700 to 800 kWh	52	2.43%	97.39%	746	\$208.53	\$210.50	\$1.97	0.94%	18
19	800 to 900 kWh	21	0.98%	98.37%	839	\$241.56	\$243.72	\$2.16	0.89%	19
20	900 to 1000 kWh	17	0.79%	99.16%	933	\$274.86	\$277.14	\$2.28	0.83%	20
21	1000 to 1500 kWh	15	0.70%	99.86%	1160	\$363.19	\$358.12	(\$5.07)	-1.40%	21
22	1500 to 2000 kWh	2	0.09%	99.95%	1760	\$603.71	\$571.50	(\$32.21)	-5.34%	22
23	2000 to 3000 kWh	1	0.05%	100.00%	2975	\$1,102.78	\$1,004.01	(\$98.77)	-8.96%	23
24	> 3000 kWh	0	0.00%	100.00%	0	\$0.00	\$0.00	\$0.00	0.00%	24
25	TOTAL	2142	100.00%	100.00%	361	\$84.28	\$84.92	\$0.64	0.77%	25

Note: DR w/ HUC reflects SDG&E's residential tiered rate schedule (Schedule DR) effective November 1, 2018 (AL 3290-E). DR w/o HUC is SDG&E's proposal to eliminate the HUC Charge.

APPENDIX C – ATTACHMENT A  
ILLUSTRATIVE POPULATION BILL IMPACTS  
SAN DIEGO GAS AND ELECTRIC COMPANY  
PETITION FOR MODIFICATION OF D.15-07-001 AND D.17-07-006

**Typical Monthly Residential Energy Charges at DR w/ HUC and DR w/o HUC  
Coastal Customers  
FERA, Winter, All Electric**

Line										Line
No.	Energy kWh	Number of Customers	% of Customers	% of Customers Cumulative	Avg kWh for the Range	DR w/ HUC (\$)	DR w/o HUC (\$)	CHANGE (\$)	CHANGE (%)	No.
1	< 25 kWh	2	0.26%	0.26%	2	\$4.96	\$4.96	\$0.00	0.00%	1
2	25 to 50 kWh	0	0.00%	0.26%	0	\$0.00	\$0.00	\$0.00	0.00%	2
3	50 to 75 kWh	2	0.26%	0.52%	69	\$14.64	\$14.77	\$0.13	0.85%	3
4	75 to 100 kWh	12	1.56%	2.08%	89	\$18.10	\$18.27	\$0.17	0.94%	4
5	100 to 125 kWh	14	1.82%	3.90%	114	\$23.07	\$23.29	\$0.22	0.95%	5
6	125 to 150 kWh	40	5.20%	9.09%	137	\$27.82	\$28.08	\$0.26	0.94%	6
7	150 to 200 kWh	108	14.03%	23.12%	174	\$35.29	\$35.62	\$0.33	0.94%	7
8	200 to 250 kWh	140	18.18%	41.30%	224	\$45.38	\$45.81	\$0.43	0.94%	8
9	250 to 300 kWh	112	14.55%	55.84%	275	\$55.69	\$56.22	\$0.53	0.94%	9
10	300 to 350 kWh	76	9.87%	65.71%	322	\$65.32	\$65.94	\$0.62	0.95%	10
11	350 to 400 kWh	79	10.26%	75.97%	373	\$76.23	\$76.95	\$0.72	0.95%	11
12	400 to 450 kWh	52	6.75%	82.73%	423	\$86.58	\$87.40	\$0.82	0.95%	12
13	450 to 500 kWh	33	4.29%	87.01%	476	\$97.84	\$98.77	\$0.93	0.95%	13
14	500 to 550 kWh	24	3.12%	90.13%	525	\$110.19	\$111.24	\$1.05	0.95%	14
15	550 to 600 kWh	17	2.21%	92.34%	574	\$127.60	\$128.82	\$1.22	0.95%	15
16	600 to 650 kWh	16	2.08%	94.42%	623	\$141.97	\$143.32	\$1.35	0.95%	16
17	650 to 700 kWh	12	1.56%	95.97%	669	\$156.82	\$158.31	\$1.49	0.95%	17
18	700 to 800 kWh	13	1.69%	97.66%	738	\$180.47	\$182.19	\$1.72	0.95%	18
19	800 to 900 kWh	7	0.91%	98.57%	849	\$219.21	\$221.29	\$2.08	0.95%	19
20	900 to 1000 kWh	6	0.78%	99.35%	947	\$255.99	\$258.42	\$2.43	0.95%	20
21	1000 to 1500 kWh	5	0.65%	100.00%	1110	\$311.17	\$314.11	\$2.94	0.94%	21
22	1500 to 2000 kWh	0	0.00%	100.00%	0	\$0.00	\$0.00	\$0.00	0.00%	22
23	2000 to 3000 kWh	0	0.00%	100.00%	0	\$0.00	\$0.00	\$0.00	0.00%	23
24	> 3000 kWh	0	0.00%	100.00%	0	\$0.00	\$0.00	\$0.00	0.00%	24
25	TOTAL	770	100.00%	100.00%	322	\$68.51	\$69.16	\$0.65	0.95%	25

Note: DR w/ HUC reflects SDG&E's residential tiered rate schedule (Schedule DR) effective November 1, 2018 (AL 3290-E). DR w/o HUC is SDG&E's proposal to eliminate the HUC Charge.

Declaration of Cynthia Fang  
November 30, 2018

APPENDIX C – ATTACHMENT A  
ILLUSTRATIVE POPULATION BILL IMPACTS  
SAN DIEGO GAS AND ELECTRIC COMPANY  
PETITION FOR MODIFICATION OF D.15-07-001 AND D.17-07-006

**Typical Monthly Residential Energy Charges at DR w/ HUC and DR w/o HUC**  
**Coastal Customers**  
**FERA, Annual, Basic**

Line										Line
No.	Energy kWh	Number of Customers	% of Customers	% of Customers Cumulative	Avg kWh for the Range	DR w/ HUC (\$)	DR w/o HUC (\$)	CHANGE (\$)	CHANGE (%)	No.
1	< 25 kWh	1	0.05%	0.05%	10	\$5.56	\$5.57	\$0.01	0.23%	1
2	25 to 50 kWh	1	0.05%	0.09%	47	\$10.43	\$10.51	\$0.08	0.82%	2
3	50 to 75 kWh	8	0.37%	0.47%	66	\$14.92	\$15.04	\$0.12	0.83%	3
4	75 to 100 kWh	11	0.51%	0.98%	90	\$20.14	\$20.31	\$0.17	0.87%	4
5	100 to 125 kWh	44	2.05%	3.04%	117	\$25.75	\$25.97	\$0.22	0.87%	5
6	125 to 150 kWh	63	2.94%	5.98%	137	\$30.27	\$30.53	\$0.26	0.87%	6
7	150 to 200 kWh	170	7.94%	13.91%	176	\$38.92	\$39.26	\$0.34	0.87%	7
8	200 to 250 kWh	211	9.85%	23.76%	228	\$50.46	\$50.90	\$0.44	0.87%	8
9	250 to 300 kWh	251	11.72%	35.48%	274	\$61.74	\$62.28	\$0.54	0.87%	9
10	300 to 350 kWh	249	11.63%	47.11%	324	\$74.68	\$75.33	\$0.65	0.87%	10
11	350 to 400 kWh	231	10.78%	57.89%	374	\$89.45	\$90.23	\$0.78	0.87%	11
12	400 to 450 kWh	204	9.52%	67.42%	424	\$106.12	\$107.04	\$0.92	0.87%	12
13	450 to 500 kWh	159	7.42%	74.84%	476	\$124.51	\$125.57	\$1.06	0.85%	13
14	500 to 550 kWh	139	6.49%	81.33%	526	\$144.18	\$145.36	\$1.18	0.82%	14
15	550 to 600 kWh	100	4.67%	86.00%	572	\$161.31	\$162.53	\$1.22	0.76%	15
16	600 to 650 kWh	79	3.69%	89.68%	624	\$180.94	\$182.28	\$1.34	0.74%	16
17	650 to 700 kWh	46	2.15%	91.83%	672	\$199.65	\$200.89	\$1.24	0.62%	17
18	700 to 800 kWh	79	3.69%	95.52%	742	\$226.52	\$227.72	\$1.20	0.53%	18
19	800 to 900 kWh	42	1.96%	97.48%	838	\$264.81	\$265.35	\$0.54	0.21%	19
20	900 to 1000 kWh	22	1.03%	98.51%	950	\$311.10	\$309.19	(\$1.91)	-0.61%	20
21	1000 to 1500 kWh	28	1.31%	99.82%	1150	\$394.03	\$386.56	(\$7.47)	-1.90%	21
22	1500 to 2000 kWh	2	0.09%	99.91%	1656	\$624.33	\$583.95	(\$40.38)	-6.47%	22
23	2000 to 3000 kWh	1	0.05%	99.96%	2175	\$840.68	\$779.60	(\$61.08)	-7.27%	23
24	> 3000 kWh	1	0.05%	100.00%	3416	\$1,398.69	\$1,262.78	(\$135.91)	-9.72%	24
25	TOTAL	2142	100.00%	100.00%	400	\$105.93	\$106.42	\$0.49	0.46%	25

Note: DR w/ HUC reflects SDG&E’s residential tiered rate schedule (Schedule DR) effective November 1, 2018 (AL 3290-E). DR w/o HUC is SDG&E’s proposal to eliminate the HUC Charge.

Declaration of Cynthia Fang  
November 30, 2018

APPENDIX C – ATTACHMENT A  
ILLUSTRATIVE POPULATION BILL IMPACTS  
SAN DIEGO GAS AND ELECTRIC COMPANY  
PETITION FOR MODIFICATION OF D.15-07-001 AND D.17-07-006

**Typical Monthly Residential Energy Charges at DR w/ HUC and DR w/o HUC  
Coastal Customers  
FERA, Annual, All Electric**

Line No.	Energy kWh	Number of Customers	% of Customers	% of Customers Cumulative	Avg kWh for the Range	DR w/ HUC (\$)	DR w/o HUC (\$)	CHANGE (\$)	CHANGE (%)	Line No.
1	< 25 kWh	1	0.13%	0.13%	6	\$4.99	\$4.99	\$0.00	0.00%	1
2	25 to 50 kWh	0	0.00%	0.13%	0	\$0.00	\$0.00	\$0.00	0.00%	2
3	50 to 75 kWh	1	0.13%	0.26%	71	\$25.16	\$25.32	\$0.16	0.67%	3
4	75 to 100 kWh	3	0.39%	0.65%	90	\$19.67	\$19.85	\$0.18	0.88%	4
5	100 to 125 kWh	13	1.69%	2.34%	115	\$25.21	\$25.43	\$0.22	0.87%	5
6	125 to 150 kWh	23	2.99%	5.33%	140	\$30.92	\$31.19	\$0.27	0.87%	6
7	150 to 200 kWh	101	13.12%	18.44%	178	\$39.26	\$39.60	\$0.34	0.87%	7
8	200 to 250 kWh	109	14.16%	32.60%	226	\$50.43	\$50.87	\$0.44	0.87%	8
9	250 to 300 kWh	108	14.03%	46.62%	275	\$63.01	\$63.56	\$0.55	0.87%	9
10	300 to 350 kWh	105	13.64%	60.26%	323	\$75.87	\$76.51	\$0.64	0.85%	10
11	350 to 400 kWh	77	10.00%	70.26%	373	\$88.14	\$88.90	\$0.76	0.87%	11
12	400 to 450 kWh	71	9.22%	79.48%	422	\$104.41	\$105.23	\$0.82	0.79%	12
13	450 to 500 kWh	38	4.94%	84.42%	473	\$117.36	\$118.36	\$1.00	0.85%	13
14	500 to 550 kWh	35	4.55%	88.96%	518	\$134.36	\$135.37	\$1.01	0.75%	14
15	550 to 600 kWh	21	2.73%	91.69%	570	\$151.76	\$152.65	\$0.89	0.58%	15
16	600 to 650 kWh	19	2.47%	94.16%	623	\$167.46	\$168.88	\$1.42	0.85%	16
17	650 to 700 kWh	10	1.30%	95.46%	672	\$185.82	\$187.22	\$1.40	0.76%	17
18	700 to 800 kWh	13	1.69%	97.14%	735	\$210.73	\$212.01	\$1.28	0.61%	18
19	800 to 900 kWh	15	1.95%	99.09%	843	\$250.09	\$251.16	\$1.07	0.43%	19
20	900 to 1000 kWh	2	0.26%	99.35%	940	\$286.07	\$286.61	\$0.54	0.19%	20
21	1000 to 1500 kWh	5	0.65%	100.00%	1074	\$339.82	\$339.50	(\$0.32)	-0.09%	21
22	1500 to 2000 kWh	0	0.00%	100.00%	0	\$0.00	\$0.00	\$0.00	0.00%	22
23	2000 to 3000 kWh	0	0.00%	100.00%	0	\$0.00	\$0.00	\$0.00	0.00%	23
24	> 3000 kWh	0	0.00%	100.00%	0	\$0.00	\$0.00	\$0.00	0.00%	24
25	TOTAL	770	100.00%	100.00%	346	\$85.34	\$85.99	\$0.65	0.76%	25

Note: DR w/ HUC reflects SDG&E's residential tiered rate schedule (Schedule DR) effective November 1, 2018 (AL 3290-E). DR w/o HUC is SDG&E's proposal to eliminate the HUC Charge.

Declaration of Cynthia Fang  
November 30, 2018



APPENDIX C – ATTACHMENT A  
ILLUSTRATIVE POPULATION BILL IMPACTS  
SAN DIEGO GAS AND ELECTRIC COMPANY  
PETITION FOR MODIFICATION OF D.15-07-001 AND D.17-07-006

**Typical Monthly Residential Energy Charges at DR w/ HUC and DR w/o HUC  
Desert Customers  
FERA, Summer, Basic**

Line No.	Energy kWh	Number of Customers	% of Customers	% of Customers Cumulative	Avg kWh for the Range	DR w/ HUC (\$)	DR w/o HUC (\$)	CHANGE (\$)	CHANGE (%)	Line No.
1	< 25 kWh	0	0.00%	0.00%	0	\$0.00	\$0.00	\$0.00	0.00%	1
2	25 to 50 kWh	0	0.00%	0.00%	0	\$0.00	\$0.00	\$0.00	0.00%	2
3	50 to 75 kWh	0	0.00%	0.00%	0	\$0.00	\$0.00	\$0.00	0.00%	3
4	75 to 100 kWh	0	0.00%	0.00%	0	\$0.00	\$0.00	\$0.00	0.00%	4
5	100 to 125 kWh	0	0.00%	0.00%	0	\$0.00	\$0.00	\$0.00	0.00%	5
6	125 to 150 kWh	0	0.00%	0.00%	0	\$0.00	\$0.00	\$0.00	0.00%	6
7	150 to 200 kWh	0	0.00%	0.00%	0	\$0.00	\$0.00	\$0.00	0.00%	7
8	200 to 250 kWh	0	0.00%	0.00%	0	\$0.00	\$0.00	\$0.00	0.00%	8
9	250 to 300 kWh	0	0.00%	0.00%	0	\$0.00	\$0.00	\$0.00	0.00%	9
10	300 to 350 kWh	0	0.00%	0.00%	0	\$0.00	\$0.00	\$0.00	0.00%	10
11	350 to 400 kWh	0	0.00%	0.00%	0	\$0.00	\$0.00	\$0.00	0.00%	11
12	400 to 450 kWh	0	0.00%	0.00%	0	\$0.00	\$0.00	\$0.00	0.00%	12
13	450 to 500 kWh	0	0.00%	0.00%	0	\$0.00	\$0.00	\$0.00	0.00%	13
14	500 to 550 kWh	0	0.00%	0.00%	0	\$0.00	\$0.00	\$0.00	0.00%	14
15	550 to 600 kWh	0	0.00%	0.00%	0	\$0.00	\$0.00	\$0.00	0.00%	15
16	600 to 650 kWh	0	0.00%	0.00%	0	\$0.00	\$0.00	\$0.00	0.00%	16
17	650 to 700 kWh	0	0.00%	0.00%	0	\$0.00	\$0.00	\$0.00	0.00%	17
18	700 to 800 kWh	0	0.00%	0.00%	0	\$0.00	\$0.00	\$0.00	0.00%	18
19	800 to 900 kWh	0	0.00%	0.00%	0	\$0.00	\$0.00	\$0.00	0.00%	19
20	900 to 1000 kWh	0	0.00%	0.00%	0	\$0.00	\$0.00	\$0.00	0.00%	20
21	1000 to 1500 kWh	2	100.00%	100.00%	1198	\$388.99	\$390.42	\$1.43	0.37%	21
22	1500 to 2000 kWh	0	0.00%	100.00%	0	\$0.00	\$0.00	\$0.00	0.00%	22
23	2000 to 3000 kWh	0	0.00%	100.00%	0	\$0.00	\$0.00	\$0.00	0.00%	23
24	> 3000 kWh	0	0.00%	100.00%	0	\$0.00	\$0.00	\$0.00	0.00%	24
25	TOTAL	2	100.00%	100.00%	1198	\$388.99	\$390.42	\$1.43	0.37%	25

Note: DR w/ HUC reflects SDG&E’s residential tiered rate schedule (Schedule DR) effective November 1, 2018 (AL 3290-E). DR w/o HUC is SDG&E’s proposal to eliminate the HUC Charge.

Declaration of Cynthia Fang  
November 30, 2018

APPENDIX C – ATTACHMENT A  
 ILLUSTRATIVE POPULATION BILL IMPACTS  
 SAN DIEGO GAS AND ELECTRIC COMPANY  
 PETITION FOR MODIFICATION OF D.15-07-001 AND D.17-07-006

**Typical Monthly Residential Energy Charges at DR w/ HUC and DR w/o HUC  
 Desert Customers  
 FERA, Summer, All Electric**

Line No.	Energy kWh	Number of Customers	% of Customers	% of Customers Cumulative	Avg kWh for the Range	DR w/ HUC (\$)	DR w/o HUC (\$)	CHANGE (\$)	CHANGE (%)	Line No.
1	< 25 kWh	0								1
2	25 to 50 kWh	0								2
3	50 to 75 kWh	0								3
4	75 to 100 kWh	0								4
5	100 to 125 kWh	0								5
6	125 to 150 kWh	0								6
7	150 to 200 kWh	0								7
8	200 to 250 kWh	0								8
9	250 to 300 kWh	0								9
10	300 to 350 kWh	0								10
11	350 to 400 kWh	0								11
12	400 to 450 kWh	0								12
13	450 to 500 kWh	0								13
14	500 to 550 kWh	0								14
15	550 to 600 kWh	0								15
16	600 to 650 kWh	0								16
17	650 to 700 kWh	0								17
18	700 to 800 kWh	0								18
19	800 to 900 kWh	0								19
20	900 to 1000 kWh	0								20
21	1000 to 1500 kWh	0								21
22	1500 to 2000 kWh	0								22
23	2000 to 3000 kWh	0								23
24	> 3000 kWh	0								24
25	TOTAL	0								25

Note: DR w/ HUC reflects SDG&E’s residential tiered rate schedule (Schedule DR) effective November 1, 2018 (AL 3290-E). DR w/o HUC is SDG&E’s proposal to eliminate the HUC Charge.

Declaration of Cynthia Fang  
 November 30, 2018

APPENDIX C – ATTACHMENT A  
ILLUSTRATIVE POPULATION BILL IMPACTS  
SAN DIEGO GAS AND ELECTRIC COMPANY  
PETITION FOR MODIFICATION OF D.15-07-001 AND D.17-07-006

**Typical Monthly Residential Energy Charges at DR w/ HUC and DR w/o HUC  
Desert Customers  
FERA, Winter, Basic**

Line No.	Energy kWh	Number of Customers	% of Customers	% of Customers Cumulative	Avg kWh for the Range	DR w/ HUC (\$)	DR w/o HUC (\$)	CHANGE (\$)	CHANGE (%)	Line No.
1	< 25 kWh	0	0.00%	0.00%	0	\$0.00	\$0.00	\$0.00	0.00%	1
2	25 to 50 kWh	0	0.00%	0.00%	0	\$0.00	\$0.00	\$0.00	0.00%	2
3	50 to 75 kWh	0	0.00%	0.00%	0	\$0.00	\$0.00	\$0.00	0.00%	3
4	75 to 100 kWh	0	0.00%	0.00%	0	\$0.00	\$0.00	\$0.00	0.00%	4
5	100 to 125 kWh	0	0.00%	0.00%	0	\$0.00	\$0.00	\$0.00	0.00%	5
6	125 to 150 kWh	0	0.00%	0.00%	0	\$0.00	\$0.00	\$0.00	0.00%	6
7	150 to 200 kWh	0	0.00%	0.00%	0	\$0.00	\$0.00	\$0.00	0.00%	7
8	200 to 250 kWh	0	0.00%	0.00%	0	\$0.00	\$0.00	\$0.00	0.00%	8
9	250 to 300 kWh	0	0.00%	0.00%	0	\$0.00	\$0.00	\$0.00	0.00%	9
10	300 to 350 kWh	0	0.00%	0.00%	0	\$0.00	\$0.00	\$0.00	0.00%	10
11	350 to 400 kWh	0	0.00%	0.00%	0	\$0.00	\$0.00	\$0.00	0.00%	11
12	400 to 450 kWh	0	0.00%	0.00%	0	\$0.00	\$0.00	\$0.00	0.00%	12
13	450 to 500 kWh	0	0.00%	0.00%	0	\$0.00	\$0.00	\$0.00	0.00%	13
14	500 to 550 kWh	0	0.00%	0.00%	0	\$0.00	\$0.00	\$0.00	0.00%	14
15	550 to 600 kWh	1	50.00%	50.00%	569	\$135.93	\$137.22	\$1.29	0.95%	15
16	600 to 650 kWh	0	0.00%	50.00%	0	\$0.00	\$0.00	\$0.00	0.00%	16
17	650 to 700 kWh	1	50.00%	100.00%	661	\$168.37	\$169.97	\$1.60	0.95%	17
18	700 to 800 kWh	0	0.00%	100.00%	0	\$0.00	\$0.00	\$0.00	0.00%	18
19	800 to 900 kWh	0	0.00%	100.00%	0	\$0.00	\$0.00	\$0.00	0.00%	19
20	900 to 1000 kWh	0	0.00%	100.00%	0	\$0.00	\$0.00	\$0.00	0.00%	20
21	1000 to 1500 kWh	0	0.00%	100.00%	0	\$0.00	\$0.00	\$0.00	0.00%	21
22	1500 to 2000 kWh	0	0.00%	100.00%	0	\$0.00	\$0.00	\$0.00	0.00%	22
23	2000 to 3000 kWh	0	0.00%	100.00%	0	\$0.00	\$0.00	\$0.00	0.00%	23
24	> 3000 kWh	0	0.00%	100.00%	0	\$0.00	\$0.00	\$0.00	0.00%	24
25	TOTAL	2	100.00%	100.00%	615	\$152.15	\$153.59	\$1.44	0.95%	25

Note: DR w/ HUC reflects SDG&E’s residential tiered rate schedule (Schedule DR) effective November 1, 2018 (AL 3290-E). DR w/o HUC is SDG&E’s proposal to eliminate the HUC Charge.

Declaration of Cynthia Fang  
November 30, 2018

APPENDIX C – ATTACHMENT A  
 ILLUSTRATIVE POPULATION BILL IMPACTS  
 SAN DIEGO GAS AND ELECTRIC COMPANY  
 PETITION FOR MODIFICATION OF D.15-07-001 AND D.17-07-006

**Typical Monthly Residential Energy Charges at DR w/ HUC and DR w/o HUC  
 Desert Customers  
 FERA, Winter, All Electric**

Line No.	Energy kWh	Number of Customers	% of Customers	% of Customers Cumulative	Avg kWh for the Range	DR w/ HUC (\$)	DR w/o HUC (\$)	CHANGE (\$)	CHANGE (%)	Line No.
1	< 25 kWh	0								1
2	25 to 50 kWh	0								2
3	50 to 75 kWh	0								3
4	75 to 100 kWh	0								4
5	100 to 125 kWh	0								5
6	125 to 150 kWh	0								6
7	150 to 200 kWh	0								7
8	200 to 250 kWh	0								8
9	250 to 300 kWh	0								9
10	300 to 350 kWh	0								10
11	350 to 400 kWh	0								11
12	400 to 450 kWh	0								12
13	450 to 500 kWh	0								13
14	500 to 550 kWh	0								14
15	550 to 600 kWh	0								15
16	600 to 650 kWh	0								16
17	650 to 700 kWh	0								17
18	700 to 800 kWh	0								18
19	800 to 900 kWh	0								19
20	900 to 1000 kWh	0								20
21	1000 to 1500 kWh	0								21
22	1500 to 2000 kWh	0								22
23	2000 to 3000 kWh	0								23
24	> 3000 kWh	0								24
25	TOTAL	0								25

Note: DR w/ HUC reflects SDG&E’s residential tiered rate schedule (Schedule DR) effective November 1, 2018 (AL 3290-E). DR w/o HUC is SDG&E’s proposal to eliminate the HUC Charge.

Declaration of Cynthia Fang  
 November 30, 2018

APPENDIX C – ATTACHMENT A  
ILLUSTRATIVE POPULATION BILL IMPACTS  
SAN DIEGO GAS AND ELECTRIC COMPANY  
PETITION FOR MODIFICATION OF D.15-07-001 AND D.17-07-006

**Typical Monthly Residential Energy Charges at DR w/ HUC and DR w/o HUC  
Desert Customers  
FERA, Annual, Basic**

Line										Line
No.	Energy kWh	Number of Customers	% of Customers	% of Customers Cumulative	Avg kWh for the Range	DR w/ HUC (\$)	DR w/o HUC (\$)	CHANGE (\$)	CHANGE (%)	No.
1	< 25 kWh	0	0.00%	0.00%	0	\$0.00	\$0.00	\$0.00	0.00%	1
2	25 to 50 kWh	0	0.00%	0.00%	0	\$0.00	\$0.00	\$0.00	0.00%	2
3	50 to 75 kWh	0	0.00%	0.00%	0	\$0.00	\$0.00	\$0.00	0.00%	3
4	75 to 100 kWh	0	0.00%	0.00%	0	\$0.00	\$0.00	\$0.00	0.00%	4
5	100 to 125 kWh	0	0.00%	0.00%	0	\$0.00	\$0.00	\$0.00	0.00%	5
6	125 to 150 kWh	0	0.00%	0.00%	0	\$0.00	\$0.00	\$0.00	0.00%	6
7	150 to 200 kWh	0	0.00%	0.00%	0	\$0.00	\$0.00	\$0.00	0.00%	7
8	200 to 250 kWh	0	0.00%	0.00%	0	\$0.00	\$0.00	\$0.00	0.00%	8
9	250 to 300 kWh	0	0.00%	0.00%	0	\$0.00	\$0.00	\$0.00	0.00%	9
10	300 to 350 kWh	0	0.00%	0.00%	0	\$0.00	\$0.00	\$0.00	0.00%	10
11	350 to 400 kWh	0	0.00%	0.00%	0	\$0.00	\$0.00	\$0.00	0.00%	11
12	400 to 450 kWh	0	0.00%	0.00%	0	\$0.00	\$0.00	\$0.00	0.00%	12
13	450 to 500 kWh	0	0.00%	0.00%	0	\$0.00	\$0.00	\$0.00	0.00%	13
14	500 to 550 kWh	0	0.00%	0.00%	0	\$0.00	\$0.00	\$0.00	0.00%	14
15	550 to 600 kWh	0	0.00%	0.00%	0	\$0.00	\$0.00	\$0.00	0.00%	15
16	600 to 650 kWh	0	0.00%	0.00%	0	\$0.00	\$0.00	\$0.00	0.00%	16
17	650 to 700 kWh	0	0.00%	0.00%	0	\$0.00	\$0.00	\$0.00	0.00%	17
18	700 to 800 kWh	1	50.00%	50.00%	788	\$223.00	\$224.90	\$1.90	0.86%	18
19	800 to 900 kWh	0	0.00%	50.00%	0	\$0.00	\$0.00	\$0.00	0.00%	19
20	900 to 1000 kWh	1	50.00%	100.00%	928	\$278.68	\$279.64	\$0.96	0.35%	20
21	1000 to 1500 kWh	0	0.00%	100.00%	0	\$0.00	\$0.00	\$0.00	0.00%	21
22	1500 to 2000 kWh	0	0.00%	100.00%	0	\$0.00	\$0.00	\$0.00	0.00%	22
23	2000 to 3000 kWh	0	0.00%	100.00%	0	\$0.00	\$0.00	\$0.00	0.00%	23
24	> 3000 kWh	0	0.00%	100.00%	0	\$0.00	\$0.00	\$0.00	0.00%	24
25	TOTAL	2	100.00%	100.00%	858	\$250.84	\$252.27	\$1.43	0.57%	25

Note: DR w/ HUC reflects SDG&E’s residential tiered rate schedule (Schedule DR) effective November 1, 2018 (AL 3290-E). DR w/o HUC is SDG&E’s proposal to eliminate the HUC Charge.

Declaration of Cynthia Fang  
November 30, 2018

APPENDIX C – ATTACHMENT A  
 ILLUSTRATIVE POPULATION BILL IMPACTS  
 SAN DIEGO GAS AND ELECTRIC COMPANY  
 PETITION FOR MODIFICATION OF D.15-07-001 AND D.17-07-006

**Typical Monthly Residential Energy Charges at DR w/ HUC and DR w/o HUC  
 Desert Customers  
 FERA, Annual, All Electric**

Line No.	Energy kWh	Number of Customers	% of Customers	% of Customers Cumulative	Avg kWh for the Range	DR w/ HUC (\$)	DR w/o HUC (\$)	CHANGE (\$)	CHANGE (%)	Line No.
1	< 25 kWh	0								1
2	25 to 50 kWh	0								2
3	50 to 75 kWh	0								3
4	75 to 100 kWh	0								4
5	100 to 125 kWh	0								5
6	125 to 150 kWh	0								6
7	150 to 200 kWh	0								7
8	200 to 250 kWh	0								8
9	250 to 300 kWh	0								9
10	300 to 350 kWh	0								10
11	350 to 400 kWh	0								11
12	400 to 450 kWh	0								12
13	450 to 500 kWh	0								13
14	500 to 550 kWh	0								14
15	550 to 600 kWh	0								15
16	600 to 650 kWh	0								16
17	650 to 700 kWh	0								17
18	700 to 800 kWh	0								18
19	800 to 900 kWh	0								19
20	900 to 1000 kWh	0								20
21	1000 to 1500 kWh	0								21
22	1500 to 2000 kWh	0								22
23	2000 to 3000 kWh	0								23
24	> 3000 kWh	0								24
25	TOTAL	0								25

Note: DR w/ HUC reflects SDG&E’s residential tiered rate schedule (Schedule DR) effective November 1, 2018 (AL 3290-E). DR w/o HUC is SDG&E’s proposal to eliminate the HUC Charge.

Declaration of Cynthia Fang  
 November 30, 2018

APPENDIX C – ATTACHMENT A  
ILLUSTRATIVE POPULATION BILL IMPACTS  
SAN DIEGO GAS AND ELECTRIC COMPANY  
PETITION FOR MODIFICATION OF D.15-07-001 AND D.17-07-006

**Typical Monthly Residential Energy Charges at DR w/ HUC and DR w/o HUC  
Inland Customers  
FERA, Summer, Basic**

Line										Line
No.	Energy kWh	Number of Customers	% of Customers	% of Customers Cumulative	Avg kWh for the Range	DR w/ HUC (\$)	DR w/o HUC (\$)	CHANGE (\$)	CHANGE (%)	No.
1	< 25 kWh	0	0.00%	0.00%	0	\$0.00	\$0.00	\$0.00	0.00%	1
2	25 to 50 kWh	0	0.00%	0.00%	0	\$0.00	\$0.00	\$0.00	0.00%	2
3	50 to 75 kWh	1	0.05%	0.05%	57	\$13.67	\$13.78	\$0.11	0.81%	3
4	75 to 100 kWh	8	0.37%	0.42%	88	\$21.33	\$21.50	\$0.17	0.79%	4
5	100 to 125 kWh	7	0.32%	0.74%	114	\$27.38	\$27.60	\$0.22	0.80%	5
6	125 to 150 kWh	11	0.51%	1.25%	140	\$33.43	\$33.70	\$0.27	0.81%	6
7	150 to 200 kWh	55	2.55%	3.79%	178	\$42.55	\$42.89	\$0.34	0.80%	7
8	200 to 250 kWh	82	3.80%	7.59%	226	\$53.80	\$54.23	\$0.43	0.80%	8
9	250 to 300 kWh	119	5.51%	13.10%	273	\$65.80	\$66.33	\$0.53	0.80%	9
10	300 to 350 kWh	148	6.85%	19.95%	325	\$79.49	\$80.13	\$0.64	0.80%	10
11	350 to 400 kWh	156	7.22%	27.16%	376	\$94.14	\$94.89	\$0.75	0.80%	11
12	400 to 450 kWh	162	7.50%	34.66%	426	\$110.20	\$111.08	\$0.88	0.80%	12
13	450 to 500 kWh	162	7.50%	42.16%	475	\$128.93	\$129.97	\$1.04	0.80%	13
14	500 to 550 kWh	153	7.08%	49.24%	525	\$148.09	\$149.28	\$1.19	0.80%	14
15	550 to 600 kWh	169	7.82%	57.06%	575	\$167.85	\$169.20	\$1.35	0.80%	15
16	600 to 650 kWh	144	6.66%	63.72%	626	\$188.45	\$189.92	\$1.47	0.78%	16
17	650 to 700 kWh	122	5.65%	69.37%	675	\$208.20	\$209.86	\$1.66	0.80%	17
18	700 to 800 kWh	212	9.81%	79.18%	749	\$238.49	\$240.30	\$1.81	0.76%	18
19	800 to 900 kWh	150	6.94%	86.12%	847	\$279.21	\$281.22	\$2.01	0.72%	19
20	900 to 1000 kWh	107	4.95%	91.07%	950	\$322.34	\$323.97	\$1.63	0.50%	20
21	1000 to 1500 kWh	175	8.10%	99.17%	1162	\$415.69	\$412.86	(\$2.83)	-0.68%	21
22	1500 to 2000 kWh	13	0.60%	99.77%	1743	\$686.27	\$655.90	(\$30.37)	-4.42%	22
23	2000 to 3000 kWh	5	0.23%	100.00%	2421	\$1,011.54	\$940.23	(\$71.31)	-7.05%	23
24	> 3000 kWh	0	0.00%	100.00%	0	\$0.00	\$0.00	\$0.00	0.00%	24
25	TOTAL	2161	100.00%	100.00%	598	\$184.05	\$184.55	\$0.50	0.27%	25

Note: DR w/ HUC reflects SDG&E's residential tiered rate schedule (Schedule DR) effective November 1, 2018 (AL 3290-E). DR w/o HUC is SDG&E's proposal to eliminate the HUC Charge.

APPENDIX C – ATTACHMENT A  
ILLUSTRATIVE POPULATION BILL IMPACTS  
SAN DIEGO GAS AND ELECTRIC COMPANY  
PETITION FOR MODIFICATION OF D.15-07-001 AND D.17-07-006

**Typical Monthly Residential Energy Charges at DR w/ HUC and DR w/o HUC  
Inland Customers  
FERA, Summer, All Electric**

Line										Line
No.	Energy kWh	Number of Customers	% of Customers	% of Customers Cumulative	Avg kWh for the Range	DR w/ HUC (\$)	DR w/o HUC (\$)	CHANGE (\$)	CHANGE (%)	No.
1	< 25 kWh	0	0.00%	0.00%	0	\$0.00	\$0.00	\$0.00	0.00%	1
2	25 to 50 kWh	0	0.00%	0.00%	0	\$0.00	\$0.00	\$0.00	0.00%	2
3	50 to 75 kWh	0	0.00%	0.00%	0	\$0.00	\$0.00	\$0.00	0.00%	3
4	75 to 100 kWh	0	0.00%	0.00%	0	\$0.00	\$0.00	\$0.00	0.00%	4
5	100 to 125 kWh	4	0.46%	0.46%	115	\$27.50	\$27.72	\$0.22	0.79%	5
6	125 to 150 kWh	8	0.92%	1.39%	136	\$32.52	\$32.78	\$0.26	0.81%	6
7	150 to 200 kWh	17	1.96%	3.35%	175	\$42.17	\$42.51	\$0.34	0.81%	7
8	200 to 250 kWh	58	6.70%	10.05%	228	\$54.68	\$55.12	\$0.44	0.81%	8
9	250 to 300 kWh	73	8.43%	18.48%	276	\$66.46	\$67.00	\$0.54	0.81%	9
10	300 to 350 kWh	79	9.12%	27.60%	325	\$79.99	\$80.63	\$0.64	0.81%	10
11	350 to 400 kWh	98	11.32%	38.91%	376	\$95.15	\$95.91	\$0.76	0.81%	11
12	400 to 450 kWh	91	10.51%	49.42%	422	\$111.03	\$111.92	\$0.89	0.81%	12
13	450 to 500 kWh	69	7.97%	57.39%	476	\$130.85	\$131.90	\$1.05	0.80%	13
14	500 to 550 kWh	52	6.01%	63.40%	525	\$151.23	\$152.44	\$1.21	0.80%	14
15	550 to 600 kWh	64	7.39%	70.79%	573	\$169.15	\$170.51	\$1.36	0.81%	15
16	600 to 650 kWh	46	5.31%	76.10%	627	\$190.93	\$192.47	\$1.54	0.80%	16
17	650 to 700 kWh	46	5.31%	81.41%	679	\$211.22	\$212.84	\$1.62	0.77%	17
18	700 to 800 kWh	59	6.81%	88.22%	748	\$240.71	\$242.34	\$1.63	0.68%	18
19	800 to 900 kWh	44	5.08%	93.30%	848	\$281.51	\$283.48	\$1.97	0.70%	19
20	900 to 1000 kWh	15	1.73%	95.04%	955	\$321.77	\$322.99	\$1.22	0.38%	20
21	1000 to 1500 kWh	32	3.70%	98.73%	1155	\$414.26	\$411.85	(\$2.41)	-0.58%	21
22	1500 to 2000 kWh	9	1.04%	99.77%	1661	\$651.77	\$623.80	(\$27.97)	-4.29%	22
23	2000 to 3000 kWh	2	0.23%	100.00%	2455	\$1,032.29	\$956.36	(\$75.93)	-7.36%	23
24	> 3000 kWh	0	0.00%	100.00%	0	\$0.00	\$0.00	\$0.00	0.00%	24
25	TOTAL	866	100.00%	100.00%	518	\$154.36	\$154.79	\$0.43	0.28%	25

Note: DR w/ HUC reflects SDG&E's residential tiered rate schedule (Schedule DR) effective November 1, 2018 (AL 3290-E). DR w/o HUC is SDG&E's proposal to eliminate the HUC Charge.

Declaration of Cynthia Fang  
November 30, 2018



APPENDIX C – ATTACHMENT A  
 ILLUSTRATIVE POPULATION BILL IMPACTS  
 SAN DIEGO GAS AND ELECTRIC COMPANY  
 PETITION FOR MODIFICATION OF D.15-07-001 AND D.17-07-006

**Typical Monthly Residential Energy Charges at DR w/ HUC and DR w/o HUC  
 Inland Customers  
 FERA, Winter, Basic**

Line										Line
No.	Energy kWh	Number of Customers	% of Customers	% of Customers Cumulative	Avg kWh for the Range	DR w/ HUC (\$)	DR w/o HUC (\$)	CHANGE (\$)	CHANGE (%)	No.
1	< 25 kWh	0	0.00%	0.00%	0	\$0.00	\$0.00	\$0.00	0.00%	1
2	25 to 50 kWh	4	0.19%	0.19%	35	\$8.34	\$8.39	\$0.05	0.69%	2
3	50 to 75 kWh	8	0.37%	0.56%	66	\$13.60	\$13.73	\$0.13	0.93%	3
4	75 to 100 kWh	15	0.69%	1.25%	89	\$18.14	\$18.31	\$0.17	0.94%	4
5	100 to 125 kWh	30	1.39%	2.64%	113	\$23.18	\$23.40	\$0.22	0.94%	5
6	125 to 150 kWh	36	1.67%	4.30%	140	\$28.43	\$28.70	\$0.27	0.94%	6
7	150 to 200 kWh	142	6.57%	10.87%	175	\$35.55	\$35.88	\$0.33	0.94%	7
8	200 to 250 kWh	205	9.49%	20.36%	227	\$45.89	\$46.32	\$0.43	0.94%	8
9	250 to 300 kWh	240	11.11%	31.47%	277	\$56.23	\$56.76	\$0.53	0.94%	9
10	300 to 350 kWh	284	13.14%	44.61%	325	\$66.57	\$67.20	\$0.63	0.94%	10
11	350 to 400 kWh	272	12.59%	57.20%	375	\$78.78	\$79.52	\$0.74	0.94%	11
12	400 to 450 kWh	197	9.12%	66.31%	423	\$93.48	\$94.35	\$0.87	0.94%	12
13	450 to 500 kWh	168	7.77%	74.09%	474	\$110.85	\$111.89	\$1.04	0.94%	13
14	500 to 550 kWh	134	6.20%	80.29%	523	\$127.78	\$128.98	\$1.20	0.94%	14
15	550 to 600 kWh	107	4.95%	85.24%	573	\$145.34	\$146.71	\$1.37	0.94%	15
16	600 to 650 kWh	87	4.03%	89.26%	624	\$163.23	\$164.77	\$1.54	0.94%	16
17	650 to 700 kWh	60	2.78%	92.04%	673	\$180.57	\$182.28	\$1.71	0.94%	17
18	700 to 800 kWh	77	3.56%	95.60%	745	\$206.12	\$208.04	\$1.92	0.93%	18
19	800 to 900 kWh	37	1.71%	97.31%	842	\$240.32	\$242.30	\$1.98	0.82%	19
20	900 to 1000 kWh	20	0.93%	98.24%	945	\$276.94	\$279.12	\$2.18	0.79%	20
21	1000 to 1500 kWh	36	1.67%	99.91%	1142	\$351.27	\$349.35	(\$1.92)	-0.55%	21
22	1500 to 2000 kWh	2	0.09%	100.00%	1622	\$541.83	\$520.03	(\$21.80)	-4.02%	22
23	2000 to 3000 kWh	0	0.00%	100.00%	0	\$0.00	\$0.00	\$0.00	0.00%	23
24	> 3000 kWh	0	0.00%	100.00%	0	\$0.00	\$0.00	\$0.00	0.00%	24
25	TOTAL	2161	100.00%	100.00%	409	\$96.80	\$97.59	\$0.79	0.82%	25

Note: DR w/ HUC reflects SDG&E's residential tiered rate schedule (Schedule DR) effective November 1, 2018 (AL 3290-E). DR w/o HUC is SDG&E's proposal to eliminate the HUC Charge.

APPENDIX C – ATTACHMENT A  
ILLUSTRATIVE POPULATION BILL IMPACTS  
SAN DIEGO GAS AND ELECTRIC COMPANY  
PETITION FOR MODIFICATION OF D.15-07-001 AND D.17-07-006

**Typical Monthly Residential Energy Charges at DR w/ HUC and DR w/o HUC  
Inland Customers  
FERA, Winter, All Electric**

Line										Line
No.	Energy kWh	Number of Customers	% of Customers	% of Customers Cumulative	Avg kWh for the Range	DR w/ HUC (\$)	DR w/o HUC (\$)	CHANGE (\$)	CHANGE (%)	No.
1	< 25 kWh	0	0.00%	0.00%	0	\$0.00	\$0.00	\$0.00	0.00%	1
2	25 to 50 kWh	0	0.00%	0.00%	0	\$0.00	\$0.00	\$0.00	0.00%	2
3	50 to 75 kWh	2	0.23%	0.23%	59	\$12.96	\$13.06	\$0.10	0.82%	3
4	75 to 100 kWh	7	0.81%	1.04%	84	\$17.12	\$17.29	\$0.17	0.94%	4
5	100 to 125 kWh	12	1.39%	2.43%	116	\$23.59	\$23.81	\$0.22	0.94%	5
6	125 to 150 kWh	24	2.77%	5.20%	139	\$28.35	\$28.61	\$0.26	0.94%	6
7	150 to 200 kWh	87	10.05%	15.24%	179	\$36.29	\$36.63	\$0.34	0.94%	7
8	200 to 250 kWh	119	13.74%	28.98%	226	\$45.77	\$46.21	\$0.44	0.94%	8
9	250 to 300 kWh	135	15.59%	44.57%	276	\$55.79	\$56.32	\$0.53	0.94%	9
10	300 to 350 kWh	116	13.40%	57.97%	326	\$65.97	\$66.60	\$0.63	0.94%	10
11	350 to 400 kWh	66	7.62%	65.59%	371	\$75.04	\$75.75	\$0.71	0.94%	11
12	400 to 450 kWh	56	6.47%	72.06%	425	\$86.40	\$87.22	\$0.82	0.94%	12
13	450 to 500 kWh	51	5.89%	77.94%	476	\$96.34	\$97.25	\$0.91	0.94%	13
14	500 to 550 kWh	35	4.04%	81.99%	522	\$106.63	\$107.63	\$1.00	0.94%	14
15	550 to 600 kWh	27	3.12%	85.10%	570	\$119.15	\$120.27	\$1.12	0.94%	15
16	600 to 650 kWh	27	3.12%	88.22%	627	\$133.16	\$134.41	\$1.25	0.94%	16
17	650 to 700 kWh	24	2.77%	90.99%	673	\$147.13	\$148.51	\$1.38	0.94%	17
18	700 to 800 kWh	31	3.58%	94.57%	756	\$172.39	\$174.01	\$1.62	0.94%	18
19	800 to 900 kWh	14	1.62%	96.19%	857	\$209.61	\$211.59	\$1.98	0.94%	19
20	900 to 1000 kWh	9	1.04%	97.23%	940	\$239.04	\$241.30	\$2.26	0.94%	20
21	1000 to 1500 kWh	19	2.19%	99.42%	1173	\$320.06	\$323.08	\$3.02	0.95%	21
22	1500 to 2000 kWh	3	0.35%	99.77%	1652	\$488.63	\$493.25	\$4.62	0.95%	22
23	2000 to 3000 kWh	2	0.23%	100.00%	2439	\$797.45	\$773.55	(\$23.90)	-3.00%	23
24	> 3000 kWh	0	0.00%	100.00%	0	\$0.00	\$0.00	\$0.00	0.00%	24
25	TOTAL	866	100.00%	100.00%	391	\$84.58	\$85.31	\$0.73	0.86%	25

Note: DR w/ HUC reflects SDG&E's residential tiered rate schedule (Schedule DR) effective November 1, 2018 (AL 3290-E). DR w/o HUC is SDG&E's proposal to eliminate the HUC Charge.

APPENDIX C – ATTACHMENT A  
ILLUSTRATIVE POPULATION BILL IMPACTS  
SAN DIEGO GAS AND ELECTRIC COMPANY  
PETITION FOR MODIFICATION OF D.15-07-001 AND D.17-07-006

**Typical Monthly Residential Energy Charges at DR w/ HUC and DR w/o HUC  
Inland Customers  
FERA, Annual, Basic**

Line										Line
No.	Energy kWh	Number of Customers	% of Customers	% of Customers Cumulative	Avg kWh for the Range	DR w/ HUC (\$)	DR w/o HUC (\$)	CHANGE (\$)	CHANGE (%)	No.
1	< 25 kWh	0	0.00%	0.00%	0	\$0.00	\$0.00	\$0.00	0.00%	1
2	25 to 50 kWh	1	0.05%	0.05%	46	\$10.23	\$10.31	\$0.08	0.85%	2
3	50 to 75 kWh	5	0.23%	0.28%	66	\$15.31	\$15.43	\$0.12	0.80%	3
4	75 to 100 kWh	6	0.28%	0.56%	86	\$19.11	\$19.27	\$0.16	0.87%	4
5	100 to 125 kWh	10	0.46%	1.02%	117	\$25.90	\$26.12	\$0.22	0.87%	5
6	125 to 150 kWh	19	0.88%	1.90%	140	\$31.24	\$31.51	\$0.27	0.86%	6
7	150 to 200 kWh	80	3.70%	5.60%	179	\$39.78	\$40.13	\$0.35	0.87%	7
8	200 to 250 kWh	144	6.66%	12.26%	227	\$50.61	\$51.05	\$0.44	0.87%	8
9	250 to 300 kWh	167	7.73%	19.99%	279	\$63.84	\$64.40	\$0.56	0.87%	9
10	300 to 350 kWh	194	8.98%	28.97%	326	\$75.52	\$76.17	\$0.65	0.86%	10
11	350 to 400 kWh	219	10.13%	39.10%	376	\$89.78	\$90.55	\$0.77	0.86%	11
12	400 to 450 kWh	230	10.64%	49.75%	423	\$103.88	\$104.78	\$0.90	0.86%	12
13	450 to 500 kWh	199	9.21%	58.95%	474	\$122.62	\$123.64	\$1.02	0.83%	13
14	500 to 550 kWh	180	8.33%	67.28%	524	\$139.68	\$140.84	\$1.16	0.84%	14
15	550 to 600 kWh	164	7.59%	74.87%	573	\$157.95	\$159.25	\$1.30	0.83%	15
16	600 to 650 kWh	107	4.95%	79.82%	622	\$176.77	\$178.11	\$1.34	0.76%	16
17	650 to 700 kWh	106	4.91%	84.73%	675	\$196.44	\$197.90	\$1.46	0.74%	17
18	700 to 800 kWh	147	6.80%	91.53%	745	\$223.75	\$225.07	\$1.32	0.59%	18
19	800 to 900 kWh	77	3.56%	95.09%	844	\$262.69	\$263.42	\$0.73	0.28%	19
20	900 to 1000 kWh	42	1.94%	97.04%	944	\$301.48	\$301.80	\$0.32	0.11%	20
21	1000 to 1500 kWh	59	2.73%	99.77%	1164	\$390.79	\$386.36	(\$4.43)	-1.13%	21
22	1500 to 2000 kWh	4	0.19%	99.95%	1711	\$634.99	\$604.03	(\$30.96)	-4.88%	22
23	2000 to 3000 kWh	1	0.05%	100.00%	2088	\$799.70	\$748.92	(\$50.78)	-6.35%	23
24	> 3000 kWh	0	0.00%	100.00%	0	\$0.00	\$0.00	\$0.00	0.00%	24
25	TOTAL	2161	100.00%	100.00%	488	\$133.16	\$133.83	\$0.67	0.50%	25

Note: DR w/ HUC reflects SDG&E's residential tiered rate schedule (Schedule DR) effective November 1, 2018 (AL 3290-E). DR w/o HUC is SDG&E's proposal to eliminate the HUC Charge.

Declaration of Cynthia Fang  
November 30, 2018

APPENDIX C – ATTACHMENT A  
ILLUSTRATIVE POPULATION BILL IMPACTS  
SAN DIEGO GAS AND ELECTRIC COMPANY  
PETITION FOR MODIFICATION OF D.15-07-001 AND D.17-07-006

**Typical Monthly Residential Energy Charges at DR w/ HUC and DR w/o HUC  
Inland Customers  
FERA, Annual, All Electric**

Line										Line
No.	Energy kWh	Number of Customers	% of Customers	% of Customers Cumulative	Avg kWh for the Range	DR w/ HUC (\$)	DR w/o HUC (\$)	CHANGE (\$)	CHANGE (%)	No.
1	< 25 kWh	0	0.00%	0.00%	0	\$0.00	\$0.00	\$0.00	0.00%	1
2	25 to 50 kWh	0	0.00%	0.00%	0	\$0.00	\$0.00	\$0.00	0.00%	2
3	50 to 75 kWh	0	0.00%	0.00%	0	\$0.00	\$0.00	\$0.00	0.00%	3
4	75 to 100 kWh	1	0.12%	0.12%	100	\$22.24	\$22.43	\$0.19	0.86%	4
5	100 to 125 kWh	5	0.58%	0.69%	113	\$24.79	\$25.01	\$0.22	0.88%	5
6	125 to 150 kWh	11	1.27%	1.96%	142	\$32.17	\$32.44	\$0.27	0.86%	6
7	150 to 200 kWh	39	4.50%	6.47%	181	\$40.18	\$40.52	\$0.34	0.87%	7
8	200 to 250 kWh	96	11.09%	17.55%	227	\$50.84	\$51.28	\$0.44	0.87%	8
9	250 to 300 kWh	93	10.74%	28.29%	277	\$62.80	\$63.35	\$0.55	0.87%	9
10	300 to 350 kWh	127	14.67%	42.95%	325	\$75.76	\$76.41	\$0.65	0.86%	10
11	350 to 400 kWh	95	10.97%	53.92%	372	\$87.38	\$88.14	\$0.76	0.87%	11
12	400 to 450 kWh	78	9.01%	62.93%	423	\$103.84	\$104.73	\$0.89	0.86%	12
13	450 to 500 kWh	69	7.97%	70.90%	474	\$119.00	\$120.01	\$1.01	0.85%	13
14	500 to 550 kWh	45	5.20%	76.10%	526	\$133.46	\$134.55	\$1.09	0.82%	14
15	550 to 600 kWh	45	5.20%	81.29%	575	\$148.55	\$149.69	\$1.14	0.77%	15
16	600 to 650 kWh	42	4.85%	86.14%	624	\$161.03	\$162.41	\$1.38	0.86%	16
17	650 to 700 kWh	20	2.31%	88.45%	671	\$175.51	\$177.01	\$1.50	0.86%	17
18	700 to 800 kWh	34	3.93%	92.38%	748	\$204.45	\$205.83	\$1.38	0.67%	18
19	800 to 900 kWh	27	3.12%	95.49%	849	\$240.26	\$241.26	\$1.00	0.42%	19
20	900 to 1000 kWh	13	1.50%	97.00%	947	\$278.34	\$279.69	\$1.35	0.48%	20
21	1000 to 1500 kWh	21	2.43%	99.42%	1192	\$374.90	\$372.80	(\$2.10)	-0.56%	21
22	1500 to 2000 kWh	3	0.35%	99.77%	1695	\$574.05	\$564.10	(\$9.95)	-1.73%	22
23	2000 to 3000 kWh	2	0.23%	100.00%	2446	\$895.30	\$849.72	(\$45.58)	-5.09%	23
24	> 3000 kWh	0	0.00%	100.00%	0	\$0.00	\$0.00	\$0.00	0.00%	24
25	TOTAL	866	100.00%	100.00%	443	\$113.66	\$114.26	\$0.60	0.53%	25

Note: DR w/ HUC reflects SDG&E's residential tiered rate schedule (Schedule DR) effective November 1, 2018 (AL 3290-E). DR w/o HUC is SDG&E's proposal to eliminate the HUC Charge.

APPENDIX C – ATTACHMENT A  
ILLUSTRATIVE POPULATION BILL IMPACTS  
SAN DIEGO GAS AND ELECTRIC COMPANY  
PETITION FOR MODIFICATION OF D.15-07-001 AND D.17-07-006

**Typical Monthly Residential Energy Charges at DR w/ HUC and DR w/o HUC  
Mountain Customers  
FERA, Summer, Basic**

Line No.	Energy kWh	Number of Customers	% of Customers	% of Customers Cumulative	Avg kWh for the Range	DR w/ HUC (\$)	DR w/o HUC (\$)	CHANGE (\$)	CHANGE (%)	Line No.
1	< 25 kWh	1	2.33%	2.33%	18	\$5.70	\$5.72	\$0.02	0.39%	1
2	25 to 50 kWh	0	0.00%	2.33%	0	\$0.00	\$0.00	\$0.00	0.00%	2
3	50 to 75 kWh	0	0.00%	2.33%	0	\$0.00	\$0.00	\$0.00	0.00%	3
4	75 to 100 kWh	0	0.00%	2.33%	0	\$0.00	\$0.00	\$0.00	0.00%	4
5	100 to 125 kWh	0	0.00%	2.33%	0	\$0.00	\$0.00	\$0.00	0.00%	5
6	125 to 150 kWh	0	0.00%	2.33%	0	\$0.00	\$0.00	\$0.00	0.00%	6
7	150 to 200 kWh	0	0.00%	2.33%	0	\$0.00	\$0.00	\$0.00	0.00%	7
8	200 to 250 kWh	0	0.00%	2.33%	0	\$0.00	\$0.00	\$0.00	0.00%	8
9	250 to 300 kWh	1	2.33%	4.65%	260	\$61.84	\$62.33	\$0.49	0.80%	9
10	300 to 350 kWh	3	6.98%	11.63%	330	\$78.45	\$79.09	\$0.64	0.81%	10
11	350 to 400 kWh	1	2.33%	13.96%	378	\$89.80	\$90.52	\$0.72	0.81%	11
12	400 to 450 kWh	2	4.65%	18.61%	413	\$98.15	\$98.95	\$0.80	0.81%	12
13	450 to 500 kWh	2	4.65%	23.26%	463	\$111.62	\$112.53	\$0.91	0.81%	13
14	500 to 550 kWh	2	4.65%	27.91%	533	\$135.93	\$137.02	\$1.09	0.81%	14
15	550 to 600 kWh	1	2.33%	30.23%	567	\$149.29	\$150.49	\$1.20	0.81%	15
16	600 to 650 kWh	2	4.65%	34.89%	641	\$171.43	\$172.81	\$1.38	0.81%	16
17	650 to 700 kWh	3	6.98%	41.86%	684	\$191.54	\$193.08	\$1.54	0.81%	17
18	700 to 800 kWh	5	11.63%	53.49%	764	\$224.73	\$226.54	\$1.81	0.80%	18
19	800 to 900 kWh	3	6.98%	60.47%	842	\$253.63	\$255.67	\$2.04	0.81%	19
20	900 to 1000 kWh	5	11.63%	72.10%	965	\$304.94	\$307.39	\$2.45	0.81%	20
21	1000 to 1500 kWh	11	25.58%	97.68%	1180	\$395.68	\$397.71	\$2.03	0.51%	21
22	1500 to 2000 kWh	1	2.33%	100.00%	1554	\$559.00	\$553.82	(\$5.18)	-0.93%	22
23	2000 to 3000 kWh	0	0.00%	100.00%	0	\$0.00	\$0.00	\$0.00	0.00%	23
24	> 3000 kWh	0	0.00%	100.00%	0	\$0.00	\$0.00	\$0.00	0.00%	24
25	TOTAL	43	100.00%	100.00%	792	\$243.53	\$244.96	\$1.43	0.59%	25

Note: DR w/ HUC reflects SDG&E’s residential tiered rate schedule (Schedule DR) effective November 1, 2018 (AL 3290-E). DR w/o HUC is SDG&E’s proposal to eliminate the HUC Charge.

Declaration of Cynthia Fang  
November 30, 2018

APPENDIX C – ATTACHMENT A  
ILLUSTRATIVE POPULATION BILL IMPACTS  
SAN DIEGO GAS AND ELECTRIC COMPANY  
PETITION FOR MODIFICATION OF D.15-07-001 AND D.17-07-006

**Typical Monthly Residential Energy Charges at DR w/ HUC and DR w/o HUC  
Mountain Customers  
FERA, Summer, All Electric**

Line No.	Energy kWh	Number of Customers	% of Customers	% of Customers Cumulative	Avg kWh for the Range	DR w/ HUC (\$)	DR w/o HUC (\$)	CHANGE (\$)	CHANGE (%)	Line No.
1	< 25 kWh	0	0.00%	0.00%	0	\$0.00	\$0.00	\$0.00	0.00%	1
2	25 to 50 kWh	0	0.00%	0.00%	0	\$0.00	\$0.00	\$0.00	0.00%	2
3	50 to 75 kWh	0	0.00%	0.00%	0	\$0.00	\$0.00	\$0.00	0.00%	3
4	75 to 100 kWh	0	0.00%	0.00%	0	\$0.00	\$0.00	\$0.00	0.00%	4
5	100 to 125 kWh	0	0.00%	0.00%	0	\$0.00	\$0.00	\$0.00	0.00%	5
6	125 to 150 kWh	0	0.00%	0.00%	0	\$0.00	\$0.00	\$0.00	0.00%	6
7	150 to 200 kWh	1	4.35%	4.35%	176	\$41.86	\$42.20	\$0.34	0.81%	7
8	200 to 250 kWh	1	4.35%	8.70%	234	\$55.58	\$56.03	\$0.45	0.81%	8
9	250 to 300 kWh	1	4.35%	13.04%	276	\$65.64	\$66.16	\$0.52	0.80%	9
10	300 to 350 kWh	1	4.35%	17.39%	317	\$75.22	\$75.83	\$0.61	0.81%	10
11	350 to 400 kWh	0	0.00%	17.39%	0	\$0.00	\$0.00	\$0.00	0.00%	11
12	400 to 450 kWh	1	4.35%	21.74%	406	\$96.49	\$97.26	\$0.77	0.81%	12
13	450 to 500 kWh	2	8.70%	30.44%	482	\$118.70	\$119.66	\$0.96	0.81%	13
14	500 to 550 kWh	1	4.35%	34.78%	524	\$124.54	\$125.54	\$1.00	0.80%	14
15	550 to 600 kWh	0	0.00%	34.78%	0	\$0.00	\$0.00	\$0.00	0.00%	15
16	600 to 650 kWh	3	13.04%	47.83%	626	\$151.79	\$153.01	\$1.22	0.80%	16
17	650 to 700 kWh	0	0.00%	47.83%	0	\$0.00	\$0.00	\$0.00	0.00%	17
18	700 to 800 kWh	3	13.04%	60.87%	756	\$197.57	\$199.16	\$1.59	0.80%	18
19	800 to 900 kWh	0	0.00%	60.87%	0	\$0.00	\$0.00	\$0.00	0.00%	19
20	900 to 1000 kWh	2	8.70%	69.57%	947	\$276.84	\$279.06	\$2.22	0.80%	20
21	1000 to 1500 kWh	5	21.74%	91.31%	1191	\$358.96	\$361.84	\$2.88	0.80%	21
22	1500 to 2000 kWh	0	0.00%	91.31%	0	\$0.00	\$0.00	\$0.00	0.00%	22
23	2000 to 3000 kWh	2	8.70%	100.00%	2524	\$970.13	\$939.30	(\$30.83)	-3.18%	23
24	> 3000 kWh	0	0.00%	100.00%	0	\$0.00	\$0.00	\$0.00	0.00%	24
25	TOTAL	23	100.00%	100.00%	867	\$262.33	\$261.08	(\$1.25)	-0.48%	25

Note: DR w/ HUC reflects SDG&E’s residential tiered rate schedule (Schedule DR) effective November 1, 2018 (AL 3290-E). DR w/o HUC is SDG&E’s proposal to eliminate the HUC Charge.

Declaration of Cynthia Fang  
November 30, 2018

APPENDIX C – ATTACHMENT A  
ILLUSTRATIVE POPULATION BILL IMPACTS  
SAN DIEGO GAS AND ELECTRIC COMPANY  
PETITION FOR MODIFICATION OF D.15-07-001 AND D.17-07-006

**Typical Monthly Residential Energy Charges at DR w/ HUC and DR w/o HUC  
Mountain Customers  
FERA, Winter, Basic**

Line										Line
No.	Energy kWh	Number of Customers	% of Customers	% of Customers Cumulative	Avg kWh for the Range	DR w/ HUC (\$)	DR w/o HUC (\$)	CHANGE (\$)	CHANGE (%)	No.
1	< 25 kWh	1	2.33%	2.33%	12	\$4.97	\$4.97	\$0.00	0.00%	1
2	25 to 50 kWh	0	0.00%	2.33%	0	\$0.00	\$0.00	\$0.00	0.00%	2
3	50 to 75 kWh	0	0.00%	2.33%	0	\$0.00	\$0.00	\$0.00	0.00%	3
4	75 to 100 kWh	0	0.00%	2.33%	0	\$0.00	\$0.00	\$0.00	0.00%	4
5	100 to 125 kWh	0	0.00%	2.33%	0	\$0.00	\$0.00	\$0.00	0.00%	5
6	125 to 150 kWh	0	0.00%	2.33%	0	\$0.00	\$0.00	\$0.00	0.00%	6
7	150 to 200 kWh	1	2.33%	4.65%	197	\$39.74	\$40.11	\$0.37	0.95%	7
8	200 to 250 kWh	1	2.33%	6.98%	233	\$47.05	\$47.49	\$0.44	0.94%	8
9	250 to 300 kWh	1	2.33%	9.30%	256	\$51.74	\$52.23	\$0.49	0.94%	9
10	300 to 350 kWh	2	4.65%	13.96%	310	\$62.58	\$63.17	\$0.59	0.95%	10
11	350 to 400 kWh	3	6.98%	20.93%	374	\$75.54	\$76.26	\$0.72	0.94%	11
12	400 to 450 kWh	3	6.98%	27.91%	431	\$90.61	\$91.47	\$0.86	0.94%	12
13	450 to 500 kWh	2	4.65%	32.56%	486	\$105.05	\$106.04	\$0.99	0.94%	13
14	500 to 550 kWh	2	4.65%	37.21%	514	\$107.57	\$108.58	\$1.01	0.94%	14
15	550 to 600 kWh	5	11.63%	48.84%	575	\$126.59	\$127.79	\$1.20	0.94%	15
16	600 to 650 kWh	2	4.65%	53.49%	638	\$148.48	\$149.89	\$1.41	0.95%	16
17	650 to 700 kWh	2	4.65%	58.14%	666	\$158.60	\$160.10	\$1.50	0.95%	17
18	700 to 800 kWh	5	11.63%	69.77%	743	\$185.72	\$187.48	\$1.76	0.95%	18
19	800 to 900 kWh	3	6.98%	76.75%	834	\$217.76	\$219.82	\$2.06	0.95%	19
20	900 to 1000 kWh	3	6.98%	83.72%	935	\$253.27	\$255.67	\$2.40	0.95%	20
21	1000 to 1500 kWh	7	16.28%	100.00%	1226	\$356.99	\$359.33	\$2.34	0.66%	21
22	1500 to 2000 kWh	0	0.00%	100.00%	0	\$0.00	\$0.00	\$0.00	0.00%	22
23	2000 to 3000 kWh	0	0.00%	100.00%	0	\$0.00	\$0.00	\$0.00	0.00%	23
24	> 3000 kWh	0	0.00%	100.00%	0	\$0.00	\$0.00	\$0.00	0.00%	24
25	TOTAL	43	100.00%	100.00%	670	\$169.31	\$170.74	\$1.43	0.85%	25

Note: DR w/ HUC reflects SDG&E's residential tiered rate schedule (Schedule DR) effective November 1, 2018 (AL 3290-E). DR w/o HUC is SDG&E's proposal to eliminate the HUC Charge.

Declaration of Cynthia Fang  
November 30, 2018

APPENDIX C – ATTACHMENT A  
ILLUSTRATIVE POPULATION BILL IMPACTS  
SAN DIEGO GAS AND ELECTRIC COMPANY  
PETITION FOR MODIFICATION OF D.15-07-001 AND D.17-07-006

**Typical Monthly Residential Energy Charges at DR w/ HUC and DR w/o HUC  
Mountain Customers  
FERA, Winter, All Electric**

Line										Line
No.	Energy kWh	Number of Customers	% of Customers	% of Customers Cumulative	Avg kWh for the Range	DR w/ HUC (\$)	DR w/o HUC (\$)	CHANGE (\$)	CHANGE (%)	No.
1	< 25 kWh	0	0.00%	0.00%	0	\$0.00	\$0.00	\$0.00	0.00%	1
2	25 to 50 kWh	0	0.00%	0.00%	0	\$0.00	\$0.00	\$0.00	0.00%	2
3	50 to 75 kWh	0	0.00%	0.00%	0	\$0.00	\$0.00	\$0.00	0.00%	3
4	75 to 100 kWh	0	0.00%	0.00%	0	\$0.00	\$0.00	\$0.00	0.00%	4
5	100 to 125 kWh	0	0.00%	0.00%	0	\$0.00	\$0.00	\$0.00	0.00%	5
6	125 to 150 kWh	0	0.00%	0.00%	0	\$0.00	\$0.00	\$0.00	0.00%	6
7	150 to 200 kWh	0	0.00%	0.00%	0	\$0.00	\$0.00	\$0.00	0.00%	7
8	200 to 250 kWh	2	8.70%	8.70%	220	\$44.50	\$44.92	\$0.42	0.94%	8
9	250 to 300 kWh	0	0.00%	8.70%	0	\$0.00	\$0.00	\$0.00	0.00%	9
10	300 to 350 kWh	1	4.35%	13.04%	330	\$66.53	\$67.15	\$0.62	0.95%	10
11	350 to 400 kWh	1	4.35%	17.39%	398	\$80.26	\$81.02	\$0.76	0.94%	11
12	400 to 450 kWh	1	4.35%	21.74%	441	\$88.83	\$89.67	\$0.84	0.94%	12
13	450 to 500 kWh	0	0.00%	21.74%	0	\$0.00	\$0.00	\$0.00	0.00%	13
14	500 to 550 kWh	1	4.35%	26.09%	536	\$108.00	\$109.02	\$1.02	0.94%	14
15	550 to 600 kWh	2	8.70%	34.78%	582	\$117.31	\$118.42	\$1.11	0.95%	15
16	600 to 650 kWh	1	4.35%	39.13%	615	\$86.51	\$87.34	\$0.83	0.96%	16
17	650 to 700 kWh	1	4.35%	43.48%	679	\$136.94	\$138.23	\$1.29	0.95%	17
18	700 to 800 kWh	3	13.04%	56.52%	731	\$147.35	\$148.75	\$1.40	0.95%	18
19	800 to 900 kWh	1	4.35%	60.87%	884	\$187.52	\$189.30	\$1.78	0.95%	19
20	900 to 1000 kWh	3	13.04%	73.91%	955	\$193.41	\$195.24	\$1.83	0.95%	20
21	1000 to 1500 kWh	4	17.39%	91.31%	1179	\$265.23	\$267.74	\$2.51	0.95%	21
22	1500 to 2000 kWh	1	4.35%	95.65%	1791	\$476.92	\$481.44	\$4.52	0.95%	22
23	2000 to 3000 kWh	1	4.35%	100.00%	2183	\$615.15	\$620.98	\$5.83	0.95%	23
24	> 3000 kWh	0	0.00%	100.00%	0	\$0.00	\$0.00	\$0.00	0.00%	24
25	TOTAL	23	100.00%	100.00%	836	\$184.94	\$186.69	\$1.75	0.95%	25

Note: DR w/ HUC reflects SDG&E's residential tiered rate schedule (Schedule DR) effective November 1, 2018 (AL 3290-E). DR w/o HUC is SDG&E's proposal to eliminate the HUC Charge.



APPENDIX C – ATTACHMENT A  
ILLUSTRATIVE POPULATION BILL IMPACTS  
SAN DIEGO GAS AND ELECTRIC COMPANY  
PETITION FOR MODIFICATION OF D.15-07-001 AND D.17-07-006

**Typical Monthly Residential Energy Charges at DR w/ HUC and DR w/o HUC  
Mountain Customers  
FERA, Annual, Basic**

Line										Line
No.	Energy kWh	Number of Customers	% of Customers	% of Customers Cumulative	Avg kWh for the Range	DR w/ HUC (\$)	DR w/o HUC (\$)	CHANGE (\$)	CHANGE (%)	No.
1	< 25 kWh	1	2.33%	2.33%	14	\$5.27	\$5.28	\$0.01	0.17%	1
2	25 to 50 kWh	0	0.00%	2.33%	0	\$0.00	\$0.00	\$0.00	0.00%	2
3	50 to 75 kWh	0	0.00%	2.33%	0	\$0.00	\$0.00	\$0.00	0.00%	3
4	75 to 100 kWh	0	0.00%	2.33%	0	\$0.00	\$0.00	\$0.00	0.00%	4
5	100 to 125 kWh	0	0.00%	2.33%	0	\$0.00	\$0.00	\$0.00	0.00%	5
6	125 to 150 kWh	0	0.00%	2.33%	0	\$0.00	\$0.00	\$0.00	0.00%	6
7	150 to 200 kWh	0	0.00%	2.33%	0	\$0.00	\$0.00	\$0.00	0.00%	7
8	200 to 250 kWh	1	2.33%	4.65%	223	\$48.95	\$49.37	\$0.42	0.87%	8
9	250 to 300 kWh	1	2.33%	6.98%	275	\$60.45	\$60.97	\$0.52	0.87%	9
10	300 to 350 kWh	1	2.33%	9.30%	325	\$70.68	\$71.30	\$0.62	0.88%	10
11	350 to 400 kWh	4	9.30%	18.61%	368	\$83.00	\$83.73	\$0.73	0.88%	11
12	400 to 450 kWh	2	4.65%	23.26%	427	\$95.14	\$95.98	\$0.84	0.88%	12
13	450 to 500 kWh	2	4.65%	27.91%	464	\$107.38	\$108.32	\$0.94	0.88%	13
14	500 to 550 kWh	1	2.33%	30.23%	518	\$122.82	\$123.88	\$1.06	0.86%	14
15	550 to 600 kWh	2	4.65%	34.89%	572	\$140.08	\$141.29	\$1.21	0.87%	15
16	600 to 650 kWh	2	4.65%	39.54%	636	\$161.96	\$163.36	\$1.40	0.86%	16
17	650 to 700 kWh	5	11.63%	51.16%	675	\$173.79	\$175.31	\$1.52	0.87%	17
18	700 to 800 kWh	7	16.28%	67.44%	765	\$208.37	\$210.18	\$1.81	0.87%	18
19	800 to 900 kWh	3	6.98%	74.42%	874	\$247.64	\$249.81	\$2.17	0.88%	19
20	900 to 1000 kWh	1	2.33%	76.75%	989	\$291.04	\$293.60	\$2.56	0.88%	20
21	1000 to 1500 kWh	10	23.26%	100.00%	1164	\$359.91	\$361.71	\$1.80	0.50%	21
22	1500 to 2000 kWh	0	0.00%	100.00%	0	\$0.00	\$0.00	\$0.00	0.00%	22
23	2000 to 3000 kWh	0	0.00%	100.00%	0	\$0.00	\$0.00	\$0.00	0.00%	23
24	> 3000 kWh	0	0.00%	100.00%	0	\$0.00	\$0.00	\$0.00	0.00%	24
25	TOTAL	43	100.00%	100.00%	721	\$200.23	\$201.66	\$1.43	0.72%	25

Note: DR w/ HUC reflects SDG&E’s residential tiered rate schedule (Schedule DR) effective November 1, 2018 (AL 3290-E). DR w/o HUC is SDG&E’s proposal to eliminate the HUC Charge.

Declaration of Cynthia Fang  
November 30, 2018

APPENDIX C – ATTACHMENT A  
ILLUSTRATIVE POPULATION BILL IMPACTS  
SAN DIEGO GAS AND ELECTRIC COMPANY  
PETITION FOR MODIFICATION OF D.15-07-001 AND D.17-07-006

**Typical Monthly Residential Energy Charges at DR w/ HUC and DR w/o HUC  
Mountain Customers  
FERA, Annual, All Electric**

Line										Line
No.	Energy kWh	Number of Customers	% of Customers	% of Customers Cumulative	Avg kWh for the Range	DR w/ HUC (\$)	DR w/o HUC (\$)	CHANGE (\$)	CHANGE (%)	No.
1	< 25 kWh	0	0.00%	0.00%	0	\$0.00	\$0.00	\$0.00	0.00%	1
2	25 to 50 kWh	0	0.00%	0.00%	0	\$0.00	\$0.00	\$0.00	0.00%	2
3	50 to 75 kWh	0	0.00%	0.00%	0	\$0.00	\$0.00	\$0.00	0.00%	3
4	75 to 100 kWh	0	0.00%	0.00%	0	\$0.00	\$0.00	\$0.00	0.00%	4
5	100 to 125 kWh	0	0.00%	0.00%	0	\$0.00	\$0.00	\$0.00	0.00%	5
6	125 to 150 kWh	0	0.00%	0.00%	0	\$0.00	\$0.00	\$0.00	0.00%	6
7	150 to 200 kWh	0	0.00%	0.00%	0	\$0.00	\$0.00	\$0.00	0.00%	7
8	200 to 250 kWh	1	4.35%	4.35%	203	\$43.64	\$44.03	\$0.39	0.89%	8
9	250 to 300 kWh	1	4.35%	8.70%	290	\$61.96	\$62.52	\$0.56	0.90%	9
10	300 to 350 kWh	2	8.70%	17.39%	338	\$75.76	\$76.42	\$0.66	0.87%	10
11	350 to 400 kWh	0	0.00%	17.39%	0	\$0.00	\$0.00	\$0.00	0.00%	11
12	400 to 450 kWh	1	4.35%	21.74%	426	\$92.02	\$92.83	\$0.81	0.88%	12
13	450 to 500 kWh	1	4.35%	26.09%	477	\$100.88	\$101.79	\$0.91	0.90%	13
14	500 to 550 kWh	1	4.35%	30.44%	512	\$110.28	\$111.25	\$0.97	0.88%	14
15	550 to 600 kWh	1	4.35%	34.78%	552	\$119.22	\$120.27	\$1.05	0.88%	15
16	600 to 650 kWh	0	0.00%	34.78%	0	\$0.00	\$0.00	\$0.00	0.00%	16
17	650 to 700 kWh	2	8.70%	43.48%	666	\$144.50	\$145.77	\$1.27	0.88%	17
18	700 to 800 kWh	3	13.04%	56.52%	755	\$170.03	\$171.53	\$1.50	0.88%	18
19	800 to 900 kWh	2	8.70%	65.22%	842	\$172.69	\$174.20	\$1.51	0.87%	19
20	900 to 1000 kWh	2	8.70%	73.92%	952	\$228.41	\$230.41	\$2.00	0.88%	20
21	1000 to 1500 kWh	4	17.39%	91.31%	1196	\$317.22	\$319.99	\$2.77	0.87%	21
22	1500 to 2000 kWh	1	4.35%	95.65%	1940	\$607.39	\$606.78	(\$0.61)	-0.10%	22
23	2000 to 3000 kWh	1	4.35%	100.00%	2481	\$838.09	\$819.04	(\$19.05)	-2.27%	23
24	> 3000 kWh	0	0.00%	100.00%	0	\$0.00	\$0.00	\$0.00	0.00%	24
25	TOTAL	23	100.00%	100.00%	849	\$217.18	\$217.68	\$0.50	0.23%	25

Note: DR w/ HUC reflects SDG&E’s residential tiered rate schedule (Schedule DR) effective November 1, 2018 (AL 3290-E). DR w/o HUC is SDG&E’s proposal to eliminate the HUC Charge.

Declaration of Cynthia Fang  
November 30, 2018

APPENDIX C – ATTACHMENT A  
ILLUSTRATIVE POPULATION BILL IMPACTS  
SAN DIEGO GAS AND ELECTRIC COMPANY  
PETITION FOR MODIFICATION OF D.15-07-001 AND D.17-07-006

**Typical Monthly Residential Energy Charges at DR w/ HUC and DR w/o HUC**  
**All Customers**  
**FERA, Annual**

Line										Line
No.	Energy kWh	Number of Customers	% of Customers	% of Customers Cumulative	Avg kWh for the Range	DR w/ HUC (\$)	DR w/o HUC (\$)	CHANGE (\$)	CHANGE (%)	No.
1	< 25 kWh	3	0.05%	0.05%	10	\$5.27	\$5.28	\$0.01	0.14%	1
2	25 to 50 kWh	2	0.03%	0.08%	46	\$10.33	\$10.41	\$0.08	0.83%	2
3	50 to 75 kWh	14	0.23%	0.32%	66	\$15.79	\$15.92	\$0.13	0.80%	3
4	75 to 100 kWh	21	0.35%	0.67%	89	\$19.88	\$20.05	\$0.17	0.87%	4
5	100 to 125 kWh	72	1.20%	1.87%	116	\$25.61	\$25.83	\$0.22	0.87%	5
6	125 to 150 kWh	116	1.93%	3.80%	138	\$30.74	\$31.00	\$0.26	0.87%	6
7	150 to 200 kWh	390	6.49%	10.29%	177	\$39.31	\$39.65	\$0.34	0.87%	7
8	200 to 250 kWh	562	9.36%	19.64%	227	\$50.54	\$50.98	\$0.44	0.87%	8
9	250 to 300 kWh	621	10.34%	29.98%	276	\$62.69	\$63.23	\$0.54	0.87%	9
10	300 to 350 kWh	678	11.29%	41.27%	324	\$75.30	\$75.95	\$0.65	0.86%	10
11	350 to 400 kWh	626	10.42%	51.69%	374	\$89.05	\$89.82	\$0.77	0.87%	11
12	400 to 450 kWh	586	9.76%	61.45%	423	\$104.67	\$105.57	\$0.90	0.86%	12
13	450 to 500 kWh	468	7.79%	69.24%	475	\$122.19	\$123.22	\$1.03	0.84%	13
14	500 to 550 kWh	401	6.68%	75.91%	524	\$139.96	\$141.11	\$1.15	0.82%	14
15	550 to 600 kWh	333	5.54%	81.46%	573	\$157.07	\$158.30	\$1.23	0.78%	15
16	600 to 650 kWh	249	4.15%	85.60%	623	\$174.61	\$175.96	\$1.35	0.78%	16
17	650 to 700 kWh	189	3.15%	88.75%	674	\$193.29	\$194.70	\$1.41	0.73%	17
18	700 to 800 kWh	284	4.73%	93.48%	745	\$220.67	\$221.98	\$1.31	0.59%	18
19	800 to 900 kWh	166	2.76%	96.24%	843	\$257.08	\$257.88	\$0.80	0.31%	19
20	900 to 1000 kWh	83	1.38%	97.62%	947	\$297.87	\$297.84	(\$0.03)	-0.01%	20
21	1000 to 1500 kWh	127	2.11%	99.73%	1163	\$382.12	\$378.28	(\$3.84)	-1.00%	21
22	1500 to 2000 kWh	10	0.17%	99.90%	1718	\$611.81	\$588.31	(\$23.50)	-3.84%	22
23	2000 to 3000 kWh	5	0.08%	99.98%	2327	\$853.81	\$809.40	(\$44.41)	-5.20%	23
24	> 3000 kWh	1	0.02%	100.00%	3416	\$1,398.69	\$1,262.78	(\$135.91)	-9.72%	24
25	TOTAL	6007	100.00%	100.00%	435	\$115.35	\$115.95	\$0.60	0.52%	25

Note: DR w/ HUC reflects SDG&E’s residential tiered rate schedule (Schedule DR) effective November 1, 2018 (AL 3290-E). DR w/o HUC is SDG&E’s proposal to eliminate the HUC Charge.

Declaration of Cynthia Fang  
November 30, 2018

**Attachment B**  
**Customers With No HUC Usage During**  
**The 12-Month Period**

APPENDIX C – ATTACHMENT B  
ILLUSTRATIVE CUSTOMERS WITH NO HUC USAGE DURING THE 12-MONTH PERIOD  
SAN DIEGO GAS AND ELECTRIC COMPANY  
PETITION FOR MODIFICATION OF D.15-07-001 AND D.17-07-006

**Typical Monthly Residential Energy Charges at DR w/ HUC and DR w/o HUC**  
**Coastal Customers**  
**CARE, Summer, Basic**

Line										Line
No.	Energy kWh	Number of Customers	% of Customers	% of Customers Cumulative	Avg kWh for the Range	DR w/ HUC (\$)	DR w/o HUC (\$)	CHANGE (\$)	CHANGE (%)	No.
1	< 25 kWh	60	0.08%	0.08%	9	\$6.08	\$6.08	\$0.00	0.11%	1
2	25 to 50 kWh	154	0.20%	0.27%	40	\$7.26	\$7.31	\$0.05	0.68%	2
3	50 to 75 kWh	735	0.93%	1.20%	65	\$11.12	\$11.20	\$0.08	0.79%	3
4	75 to 100 kWh	1772	2.25%	3.45%	89	\$15.14	\$15.26	\$0.12	0.80%	4
5	100 to 125 kWh	3098	3.93%	7.37%	113	\$19.09	\$19.25	\$0.16	0.81%	5
6	125 to 150 kWh	3938	4.99%	12.36%	138	\$23.24	\$23.43	\$0.19	0.81%	6
7	150 to 200 kWh	9564	12.12%	24.48%	176	\$29.54	\$29.78	\$0.24	0.81%	7
8	200 to 250 kWh	10113	12.81%	37.29%	225	\$37.89	\$38.20	\$0.31	0.81%	8
9	250 to 300 kWh	9535	12.08%	49.37%	275	\$46.70	\$47.07	\$0.37	0.81%	9
10	300 to 350 kWh	8515	10.79%	60.16%	325	\$56.56	\$57.01	\$0.45	0.81%	10
11	350 to 400 kWh	7233	9.16%	69.33%	374	\$68.12	\$68.66	\$0.54	0.80%	11
12	400 to 450 kWh	5971	7.57%	76.89%	424	\$81.57	\$82.22	\$0.65	0.80%	12
13	450 to 500 kWh	4766	6.04%	82.93%	474	\$95.70	\$96.46	\$0.76	0.80%	13
14	500 to 550 kWh	3804	4.82%	87.75%	524	\$110.21	\$111.09	\$0.88	0.80%	14
15	550 to 600 kWh	2902	3.68%	91.43%	574	\$125.17	\$126.16	\$0.99	0.80%	15
16	600 to 650 kWh	2228	2.82%	94.25%	624	\$139.53	\$140.64	\$1.11	0.80%	16
17	650 to 700 kWh	1644	2.08%	96.33%	674	\$154.17	\$155.40	\$1.23	0.80%	17
18	700 to 800 kWh	1996	2.53%	98.86%	743	\$174.70	\$176.09	\$1.39	0.80%	18
19	800 to 900 kWh	726	0.92%	99.78%	841	\$203.99	\$205.61	\$1.62	0.79%	19
20	900 to 1000 kWh	166	0.21%	99.99%	932	\$232.03	\$233.87	\$1.84	0.79%	20
21	1000 to 1500 kWh	5	0.01%	100.00%	1046	\$246.03	\$248.00	\$1.97	0.80%	21
22	1500 to 2000 kWh	0	0.00%	100.00%	0	\$0.00	\$0.00	\$0.00	0.00%	22
23	2000 to 3000 kWh	0	0.00%	100.00%	0	\$0.00	\$0.00	\$0.00	0.00%	23
24	> 3000 kWh	0	0.00%	100.00%	0	\$0.00	\$0.00	\$0.00	0.00%	24
25	TOTAL	78925	100.00%	100.00%	334	\$64.60	\$65.12	\$0.52	0.80%	25

Note: DR w/ HUC reflects SDG&E's residential tiered rate schedule (Schedule DR) effective November 1, 2018 (AL 3290-E). DR w/o HUC is SDG&E's proposal to eliminate the HUC Charge.

APPENDIX C – ATTACHMENT B  
ILLUSTRATIVE CUSTOMERS WITH NO HUC USAGE DURING THE 12-MONTH PERIOD  
SAN DIEGO GAS AND ELECTRIC COMPANY  
PETITION FOR MODIFICATION OF D.15-07-001 AND D.17-07-006

**Typical Monthly Residential Energy Charges at DR w/ HUC and DR w/o HUC**  
**Coastal Customers**  
**CARE, Summer, All Electric**

Line										Line
No.	Energy kWh	Number of Customers	% of Customers	% of Customers Cumulative	Avg kWh for the Range	DR w/ HUC (\$)	DR w/o HUC (\$)	CHANGE (\$)	CHANGE (%)	No.
1	< 25 kWh	15	0.05%	0.05%	9	\$5.12	\$5.12	\$0.00	0.05%	1
2	25 to 50 kWh	50	0.16%	0.20%	42	\$7.32	\$7.37	\$0.05	0.71%	2
3	50 to 75 kWh	250	0.78%	0.98%	66	\$11.34	\$11.43	\$0.09	0.79%	3
4	75 to 100 kWh	705	2.20%	3.18%	89	\$15.05	\$15.17	\$0.12	0.80%	4
5	100 to 125 kWh	1231	3.84%	7.02%	114	\$19.20	\$19.35	\$0.15	0.81%	5
6	125 to 150 kWh	1850	5.77%	12.79%	138	\$23.26	\$23.45	\$0.19	0.81%	6
7	150 to 200 kWh	4542	14.16%	26.95%	176	\$29.57	\$29.81	\$0.24	0.81%	7
8	200 to 250 kWh	4773	14.88%	41.83%	225	\$38.10	\$38.41	\$0.31	0.81%	8
9	250 to 300 kWh	4507	14.05%	55.88%	274	\$47.31	\$47.69	\$0.38	0.81%	9
10	300 to 350 kWh	3687	11.50%	67.37%	324	\$58.14	\$58.61	\$0.47	0.81%	10
11	350 to 400 kWh	2918	9.10%	76.47%	374	\$70.72	\$71.29	\$0.57	0.80%	11
12	400 to 450 kWh	2150	6.70%	83.17%	424	\$84.72	\$85.40	\$0.68	0.80%	12
13	450 to 500 kWh	1737	5.42%	88.59%	473	\$99.09	\$99.88	\$0.79	0.80%	13
14	500 to 550 kWh	1210	3.77%	92.36%	524	\$113.69	\$114.60	\$0.91	0.80%	14
15	550 to 600 kWh	878	2.74%	95.10%	572	\$128.30	\$129.32	\$1.02	0.80%	15
16	600 to 650 kWh	619	1.93%	97.03%	624	\$143.26	\$144.40	\$1.14	0.80%	16
17	650 to 700 kWh	400	1.25%	98.27%	673	\$157.81	\$159.06	\$1.25	0.80%	17
18	700 to 800 kWh	415	1.29%	99.57%	743	\$178.70	\$180.12	\$1.42	0.80%	18
19	800 to 900 kWh	127	0.40%	99.96%	841	\$208.05	\$209.71	\$1.66	0.80%	19
20	900 to 1000 kWh	12	0.04%	100.00%	932	\$234.20	\$236.06	\$1.86	0.80%	20
21	1000 to 1500 kWh	0	0.00%	100.00%	0	\$0.00	\$0.00	\$0.00	0.00%	21
22	1500 to 2000 kWh	0	0.00%	100.00%	0	\$0.00	\$0.00	\$0.00	0.00%	22
23	2000 to 3000 kWh	0	0.00%	100.00%	0	\$0.00	\$0.00	\$0.00	0.00%	23
24	> 3000 kWh	0	0.00%	100.00%	0	\$0.00	\$0.00	\$0.00	0.00%	24
25	TOTAL	32076	100.00%	100.00%	306	\$58.93	\$59.41	\$0.48	0.80%	25

Note: DR w/ HUC reflects SDG&E’s residential tiered rate schedule (Schedule DR) effective November 1, 2018 (AL 3290-E). DR w/o HUC is SDG&E’s proposal to eliminate the HUC Charge.

APPENDIX C – ATTACHMENT B  
ILLUSTRATIVE CUSTOMERS WITH NO HUC USAGE DURING THE 12-MONTH PERIOD  
SAN DIEGO GAS AND ELECTRIC COMPANY  
PETITION FOR MODIFICATION OF D.15-07-001 AND D.17-07-006

**Typical Monthly Residential Energy Charges at DR w/ HUC and DR w/o HUC**  
**Coastal Customers**  
**CARE, Winter, Basic**

Line										Line
No.	Energy kWh	Number of Customers	% of Customers	% of Customers Cumulative	Avg kWh for the Range	DR w/ HUC (\$)	DR w/o HUC (\$)	CHANGE (\$)	CHANGE (%)	No.
1	< 25 kWh	110	0.14%	0.14%	12	\$5.43	\$5.44	\$0.01	0.07%	1
2	25 to 50 kWh	409	0.52%	0.66%	41	\$6.42	\$6.47	\$0.05	0.73%	2
3	50 to 75 kWh	1492	1.89%	2.55%	64	\$9.32	\$9.41	\$0.09	0.94%	3
4	75 to 100 kWh	3030	3.84%	6.39%	88	\$12.62	\$12.74	\$0.12	0.95%	4
5	100 to 125 kWh	4510	5.71%	12.10%	113	\$16.10	\$16.26	\$0.16	0.96%	5
6	125 to 150 kWh	5611	7.11%	19.21%	138	\$19.56	\$19.74	\$0.18	0.96%	6
7	150 to 200 kWh	12200	15.46%	34.67%	175	\$24.84	\$25.08	\$0.24	0.96%	7
8	200 to 250 kWh	11559	14.65%	49.31%	225	\$31.86	\$32.17	\$0.31	0.96%	8
9	250 to 300 kWh	10439	13.23%	62.54%	274	\$39.05	\$39.42	\$0.37	0.96%	9
10	300 to 350 kWh	8452	10.71%	73.25%	324	\$46.74	\$47.19	\$0.45	0.96%	10
11	350 to 400 kWh	6360	8.06%	81.31%	374	\$55.95	\$56.49	\$0.54	0.96%	11
12	400 to 450 kWh	4615	5.85%	87.15%	424	\$67.49	\$68.13	\$0.64	0.96%	12
13	450 to 500 kWh	3383	4.29%	91.44%	474	\$79.66	\$80.42	\$0.76	0.95%	13
14	500 to 550 kWh	2301	2.92%	94.35%	523	\$91.95	\$92.83	\$0.88	0.95%	14
15	550 to 600 kWh	1558	1.97%	96.33%	573	\$104.41	\$105.41	\$1.00	0.95%	15
16	600 to 650 kWh	1047	1.33%	97.66%	623	\$116.65	\$117.76	\$1.11	0.95%	16
17	650 to 700 kWh	766	0.97%	98.63%	673	\$129.74	\$130.97	\$1.23	0.95%	17
18	700 to 800 kWh	774	0.98%	99.61%	742	\$147.15	\$148.55	\$1.40	0.95%	18
19	800 to 900 kWh	261	0.33%	99.94%	839	\$171.71	\$173.34	\$1.63	0.95%	19
20	900 to 1000 kWh	46	0.06%	100.00%	932	\$194.05	\$195.89	\$1.84	0.95%	20
21	1000 to 1500 kWh	2	0.00%	100.00%	1005	\$212.31	\$214.33	\$2.02	0.95%	21
22	1500 to 2000 kWh	0	0.00%	100.00%	0	\$0.00	\$0.00	\$0.00	0.00%	22
23	2000 to 3000 kWh	0	0.00%	100.00%	0	\$0.00	\$0.00	\$0.00	0.00%	23
24	> 3000 kWh	0	0.00%	100.00%	0	\$0.00	\$0.00	\$0.00	0.00%	24
25	TOTAL	78925	100.00%	100.00%	279	\$43.24	\$43.65	\$0.41	0.95%	25

Note: DR w/ HUC reflects SDG&E's residential tiered rate schedule (Schedule DR) effective November 1, 2018 (AL 3290-E). DR w/o HUC is SDG&E's proposal to eliminate the HUC Charge.

APPENDIX C – ATTACHMENT B  
ILLUSTRATIVE CUSTOMERS WITH NO HUC USAGE DURING THE 12-MONTH PERIOD  
SAN DIEGO GAS AND ELECTRIC COMPANY  
PETITION FOR MODIFICATION OF D.15-07-001 AND D.17-07-006

**Typical Monthly Residential Energy Charges at DR w/ HUC and DR w/o HUC**  
**Coastal Customers**  
**CARE, Winter, All Electric**

Line										Line
No.	Energy kWh	Number of Customers	% of Customers	% of Customers Cumulative	Avg kWh for the Range	DR w/ HUC (\$)	DR w/o HUC (\$)	CHANGE (\$)	CHANGE (%)	No.
1	< 25 kWh	22	0.07%	0.07%	12	\$5.31	\$5.32	\$0.01	0.13%	1
2	25 to 50 kWh	109	0.34%	0.41%	40	\$6.35	\$6.39	\$0.04	0.64%	2
3	50 to 75 kWh	393	1.23%	1.63%	65	\$9.40	\$9.49	\$0.09	0.92%	3
4	75 to 100 kWh	1026	3.20%	4.83%	89	\$12.73	\$12.85	\$0.12	0.94%	4
5	100 to 125 kWh	1691	5.27%	10.11%	113	\$16.16	\$16.32	\$0.16	0.96%	5
6	125 to 150 kWh	2319	7.23%	17.34%	138	\$19.61	\$19.80	\$0.19	0.96%	6
7	150 to 200 kWh	5525	17.23%	34.56%	176	\$24.88	\$25.12	\$0.24	0.96%	7
8	200 to 250 kWh	5632	17.56%	52.12%	224	\$31.79	\$32.09	\$0.30	0.96%	8
9	250 to 300 kWh	4527	14.11%	66.23%	274	\$38.77	\$39.14	\$0.37	0.96%	9
10	300 to 350 kWh	3232	10.08%	76.31%	324	\$45.84	\$46.28	\$0.44	0.96%	10
11	350 to 400 kWh	2354	7.34%	83.65%	374	\$52.97	\$53.47	\$0.50	0.96%	11
12	400 to 450 kWh	1616	5.04%	88.68%	423	\$60.47	\$61.05	\$0.58	0.96%	12
13	450 to 500 kWh	1122	3.50%	92.18%	474	\$68.46	\$69.11	\$0.65	0.96%	13
14	500 to 550 kWh	761	2.37%	94.55%	523	\$77.48	\$78.23	\$0.75	0.96%	14
15	550 to 600 kWh	490	1.53%	96.08%	574	\$88.24	\$89.09	\$0.85	0.96%	15
16	600 to 650 kWh	372	1.16%	97.24%	624	\$100.09	\$101.05	\$0.96	0.96%	16
17	650 to 700 kWh	248	0.77%	98.02%	673	\$111.97	\$113.04	\$1.07	0.96%	17
18	700 to 800 kWh	321	1.00%	99.02%	747	\$130.08	\$131.32	\$1.24	0.95%	18
19	800 to 900 kWh	185	0.58%	99.59%	847	\$154.87	\$156.35	\$1.48	0.95%	19
20	900 to 1000 kWh	91	0.28%	99.88%	942	\$177.80	\$179.50	\$1.70	0.95%	20
21	1000 to 1500 kWh	40	0.13%	100.00%	1095	\$216.34	\$218.40	\$2.06	0.95%	21
22	1500 to 2000 kWh	0	0.00%	100.00%	0	\$0.00	\$0.00	\$0.00	0.00%	22
23	2000 to 3000 kWh	0	0.00%	100.00%	0	\$0.00	\$0.00	\$0.00	0.00%	23
24	> 3000 kWh	0	0.00%	100.00%	0	\$0.00	\$0.00	\$0.00	0.00%	24
25	TOTAL	32076	100.00%	100.00%	276	\$40.29	\$40.67	\$0.38	0.96%	25

Note: DR w/ HUC reflects SDG&E’s residential tiered rate schedule (Schedule DR) effective November 1, 2018 (AL 3290-E). DR w/o HUC is SDG&E’s proposal to eliminate the HUC Charge.



APPENDIX C – ATTACHMENT B  
ILLUSTRATIVE CUSTOMERS WITH NO HUC USAGE DURING THE 12-MONTH PERIOD  
SAN DIEGO GAS AND ELECTRIC COMPANY  
PETITION FOR MODIFICATION OF D.15-07-001 AND D.17-07-006

**Typical Monthly Residential Energy Charges at DR w/ HUC and DR w/o HUC**  
**Coastal Customers**  
**CARE, Annual, Basic**

Line										Line
No.	Energy kWh	Number of Customers	% of Customers	% of Customers Cumulative	Avg kWh for the Range	DR w/ HUC (\$)	DR w/o HUC (\$)	CHANGE (\$)	CHANGE (%)	No.
1	< 25 kWh	62	0.08%	0.08%	9	\$5.90	\$5.90	\$0.00	0.09%	1
2	25 to 50 kWh	216	0.27%	0.35%	40	\$6.90	\$6.95	\$0.05	0.65%	2
3	50 to 75 kWh	944	1.20%	1.55%	65	\$10.20	\$10.29	\$0.09	0.86%	3
4	75 to 100 kWh	2217	2.81%	4.36%	89	\$13.80	\$13.92	\$0.12	0.87%	4
5	100 to 125 kWh	3514	4.45%	8.81%	113	\$17.53	\$17.68	\$0.15	0.88%	5
6	125 to 150 kWh	4720	5.98%	14.79%	138	\$21.30	\$21.49	\$0.19	0.88%	6
7	150 to 200 kWh	11008	13.95%	28.74%	175	\$27.13	\$27.37	\$0.24	0.88%	7
8	200 to 250 kWh	11130	14.10%	42.84%	225	\$35.00	\$35.31	\$0.31	0.88%	8
9	250 to 300 kWh	10454	13.25%	56.08%	275	\$43.32	\$43.70	\$0.38	0.88%	9
10	300 to 350 kWh	9051	11.47%	67.55%	324	\$52.43	\$52.89	\$0.46	0.88%	10
11	350 to 400 kWh	7114	9.01%	76.57%	374	\$62.88	\$63.43	\$0.55	0.87%	11
12	400 to 450 kWh	5489	6.96%	83.52%	424	\$74.55	\$75.20	\$0.65	0.87%	12
13	450 to 500 kWh	4244	5.38%	88.90%	474	\$87.57	\$88.33	\$0.76	0.87%	13
14	500 to 550 kWh	3072	3.89%	92.79%	524	\$100.77	\$101.65	\$0.88	0.87%	14
15	550 to 600 kWh	2094	2.65%	95.44%	573	\$113.93	\$114.92	\$0.99	0.87%	15
16	600 to 650 kWh	1456	1.85%	97.29%	624	\$127.28	\$128.39	\$1.11	0.87%	16
17	650 to 700 kWh	870	1.10%	98.39%	673	\$140.55	\$141.77	\$1.22	0.87%	17
18	700 to 800 kWh	943	1.20%	99.59%	742	\$158.91	\$160.30	\$1.39	0.87%	18
19	800 to 900 kWh	290	0.37%	99.95%	838	\$185.76	\$187.38	\$1.62	0.88%	19
20	900 to 1000 kWh	37	0.05%	100.00%	929	\$207.01	\$208.83	\$1.82	0.88%	20
21	1000 to 1500 kWh	0	0.00%	100.00%	0	\$0.00	\$0.00	\$0.00	0.00%	21
22	1500 to 2000 kWh	0	0.00%	100.00%	0	\$0.00	\$0.00	\$0.00	0.00%	22
23	2000 to 3000 kWh	0	0.00%	100.00%	0	\$0.00	\$0.00	\$0.00	0.00%	23
24	> 3000 kWh	0	0.00%	100.00%	0	\$0.00	\$0.00	\$0.00	0.00%	24
25	TOTAL	78925	100.00%	100.00%	302	\$52.14	\$52.60	\$0.46	0.88%	25

Note: DR w/ HUC reflects SDG&E’s residential tiered rate schedule (Schedule DR) effective November 1, 2018 (AL 3290-E). DR w/o HUC is SDG&E’s proposal to eliminate the HUC Charge.

APPENDIX C – ATTACHMENT B  
ILLUSTRATIVE CUSTOMERS WITH NO HUC USAGE DURING THE 12-MONTH PERIOD  
SAN DIEGO GAS AND ELECTRIC COMPANY  
PETITION FOR MODIFICATION OF D.15-07-001 AND D.17-07-006

**Typical Monthly Residential Energy Charges at DR w/ HUC and DR w/o HUC**  
**Coastal Customers**  
**CARE, Annual, All Electric**

Line										Line
No.	Energy kWh	Number of Customers	% of Customers	% of Customers Cumulative	Avg kWh for the Range	DR w/ HUC (\$)	DR w/o HUC (\$)	CHANGE (\$)	CHANGE (%)	No.
1	< 25 kWh	14	0.04%	0.04%	9	\$5.15	\$5.15	\$0.00	0.08%	1
2	25 to 50 kWh	57	0.18%	0.22%	40	\$6.77	\$6.81	\$0.04	0.64%	2
3	50 to 75 kWh	267	0.83%	1.05%	66	\$10.32	\$10.41	\$0.09	0.85%	3
4	75 to 100 kWh	731	2.28%	3.33%	89	\$13.86	\$13.99	\$0.13	0.87%	4
5	100 to 125 kWh	1300	4.05%	7.39%	114	\$17.58	\$17.73	\$0.15	0.88%	5
6	125 to 150 kWh	1923	6.00%	13.38%	138	\$21.33	\$21.51	\$0.18	0.88%	6
7	150 to 200 kWh	5024	15.66%	29.04%	176	\$27.14	\$27.38	\$0.24	0.88%	7
8	200 to 250 kWh	5509	17.18%	46.22%	225	\$34.96	\$35.27	\$0.31	0.88%	8
9	250 to 300 kWh	4770	14.87%	61.09%	274	\$43.44	\$43.82	\$0.38	0.88%	9
10	300 to 350 kWh	3808	11.87%	72.96%	324	\$52.57	\$53.03	\$0.46	0.88%	10
11	350 to 400 kWh	2738	8.54%	81.50%	374	\$62.31	\$62.85	\$0.54	0.88%	11
12	400 to 450 kWh	1980	6.17%	87.67%	424	\$72.51	\$73.14	\$0.63	0.88%	12
13	450 to 500 kWh	1367	4.26%	91.93%	473	\$83.12	\$83.85	\$0.73	0.87%	13
14	500 to 550 kWh	912	2.84%	94.78%	523	\$94.22	\$95.05	\$0.83	0.88%	14
15	550 to 600 kWh	587	1.83%	96.61%	574	\$105.31	\$106.24	\$0.93	0.88%	15
16	600 to 650 kWh	379	1.18%	97.79%	624	\$118.15	\$119.19	\$1.04	0.88%	16
17	650 to 700 kWh	241	0.75%	98.54%	674	\$130.12	\$131.27	\$1.15	0.88%	17
18	700 to 800 kWh	283	0.88%	99.42%	742	\$148.45	\$149.76	\$1.31	0.88%	18
19	800 to 900 kWh	135	0.42%	99.84%	845	\$175.58	\$177.13	\$1.55	0.88%	19
20	900 to 1000 kWh	40	0.13%	99.97%	943	\$200.60	\$202.37	\$1.77	0.89%	20
21	1000 to 1500 kWh	11	0.03%	100.00%	1036	\$224.63	\$226.63	\$2.00	0.89%	21
22	1500 to 2000 kWh	0	0.00%	100.00%	0	\$0.00	\$0.00	\$0.00	0.00%	22
23	2000 to 3000 kWh	0	0.00%	100.00%	0	\$0.00	\$0.00	\$0.00	0.00%	23
24	> 3000 kWh	0	0.00%	100.00%	0	\$0.00	\$0.00	\$0.00	0.00%	24
25	TOTAL	32076	100.00%	100.00%	289	\$48.06	\$48.48	\$0.42	0.88%	25

Note: DR w/ HUC reflects SDG&E’s residential tiered rate schedule (Schedule DR) effective November 1, 2018 (AL 3290-E). DR w/o HUC is SDG&E’s proposal to eliminate the HUC Charge.

Declaration of Cynthia Fang  
November 30, 2018

APPENDIX C – ATTACHMENT B  
ILLUSTRATIVE CUSTOMERS WITH NO HUC USAGE DURING THE 12-MONTH PERIOD  
SAN DIEGO GAS AND ELECTRIC COMPANY  
PETITION FOR MODIFICATION OF D.15-07-001 AND D.17-07-006

**Typical Monthly Residential Energy Charges at DR w/ HUC and DR w/o HUC**  
**Coastal Customers**  
**Non-CARE, Summer, Basic**

Line										Line
No.	Energy kWh	Number of Customers	% of Customers	% of Customers Cumulative	Avg kWh for the Range	DR w/ HUC (\$)	DR w/o HUC (\$)	CHANGE (\$)	CHANGE (%)	No.
1	< 25 kWh	5263	1.76%	1.76%	9	\$10.17	\$10.17	\$0.00	0.02%	1
2	25 to 50 kWh	3732	1.25%	3.01%	38	\$11.68	\$11.73	\$0.05	0.46%	2
3	50 to 75 kWh	4655	1.56%	4.57%	63	\$17.60	\$17.74	\$0.14	0.78%	3
4	75 to 100 kWh	6823	2.28%	6.85%	88	\$24.16	\$24.35	\$0.19	0.79%	4
5	100 to 125 kWh	9235	3.09%	9.94%	113	\$30.78	\$31.03	\$0.25	0.80%	5
6	125 to 150 kWh	10958	3.67%	13.61%	138	\$37.44	\$37.74	\$0.30	0.80%	6
7	150 to 200 kWh	26127	8.74%	22.35%	176	\$47.67	\$48.05	\$0.38	0.80%	7
8	200 to 250 kWh	28987	9.70%	32.05%	225	\$61.44	\$61.93	\$0.49	0.81%	8
9	250 to 300 kWh	29567	9.89%	41.94%	275	\$75.92	\$76.53	\$0.61	0.81%	9
10	300 to 350 kWh	28586	9.56%	51.50%	325	\$91.86	\$92.60	\$0.74	0.81%	10
11	350 to 400 kWh	26691	8.93%	60.43%	375	\$110.56	\$111.45	\$0.89	0.81%	11
12	400 to 450 kWh	23883	7.99%	68.42%	424	\$131.76	\$132.82	\$1.06	0.81%	12
13	450 to 500 kWh	20615	6.90%	75.32%	474	\$154.03	\$155.27	\$1.24	0.81%	13
14	500 to 550 kWh	17566	5.88%	81.20%	524	\$176.68	\$178.10	\$1.42	0.81%	14
15	550 to 600 kWh	14835	4.96%	86.16%	574	\$199.72	\$201.33	\$1.61	0.81%	15
16	600 to 650 kWh	11986	4.01%	90.17%	624	\$222.89	\$224.68	\$1.79	0.80%	16
17	650 to 700 kWh	9902	3.31%	93.48%	674	\$246.16	\$248.14	\$1.98	0.80%	17
18	700 to 800 kWh	12984	4.34%	97.83%	745	\$279.21	\$281.46	\$2.25	0.80%	18
19	800 to 900 kWh	5235	1.75%	99.58%	839	\$323.75	\$326.35	\$2.60	0.80%	19
20	900 to 1000 kWh	1191	0.40%	99.97%	933	\$367.96	\$370.91	\$2.95	0.80%	20
21	1000 to 1500 kWh	79	0.03%	100.00%	1043	\$400.58	\$403.80	\$3.22	0.80%	21
22	1500 to 2000 kWh	1	0.00%	100.00%	1553	\$293.65	\$296.05	\$2.40	0.82%	22
23	2000 to 3000 kWh	1	0.00%	100.00%	2130	\$421.92	\$425.38	\$3.46	0.82%	23
24	> 3000 kWh	0	0.00%	100.00%	0	\$0.00	\$0.00	\$0.00	0.00%	24
25	TOTAL	298902	100.00%	100.00%	365	\$117.68	\$118.62	\$0.94	0.80%	25

Note: DR w/ HUC reflects SDG&E's residential tiered rate schedule (Schedule DR) effective November 1, 2018 (AL 3290-E). DR w/o HUC is SDG&E's proposal to eliminate the HUC Charge.

Declaration of Cynthia Fang  
November 30, 2018

APPENDIX C – ATTACHMENT B  
ILLUSTRATIVE CUSTOMERS WITH NO HUC USAGE DURING THE 12-MONTH PERIOD  
SAN DIEGO GAS AND ELECTRIC COMPANY  
PETITION FOR MODIFICATION OF D.15-07-001 AND D.17-07-006

**Typical Monthly Residential Energy Charges at DR w/ HUC and DR w/o HUC**  
**Coastal Customers**  
**Non-CARE, Summer, All Electric**

Line										Line
No.	Energy kWh	Number of Customers	% of Customers	% of Customers Cumulative	Avg kWh for the Range	DR w/ HUC (\$)	DR w/o HUC (\$)	CHANGE (\$)	CHANGE (%)	No.
1	< 25 kWh	239	0.27%	0.27%	8	\$10.17	\$10.18	\$0.01	0.03%	1
2	25 to 50 kWh	249	0.29%	0.56%	40	\$12.60	\$12.66	\$0.06	0.52%	2
3	50 to 75 kWh	885	1.01%	1.57%	65	\$18.02	\$18.16	\$0.14	0.77%	3
4	75 to 100 kWh	2265	2.59%	4.16%	89	\$24.41	\$24.60	\$0.19	0.79%	4
5	100 to 125 kWh	3784	4.33%	8.49%	113	\$30.85	\$31.10	\$0.25	0.80%	5
6	125 to 150 kWh	5069	5.80%	14.28%	138	\$37.50	\$37.80	\$0.30	0.80%	6
7	150 to 200 kWh	12408	14.19%	28.47%	176	\$47.79	\$48.18	\$0.39	0.80%	7
8	200 to 250 kWh	12674	14.49%	42.95%	225	\$61.69	\$62.18	\$0.49	0.80%	8
9	250 to 300 kWh	11431	13.07%	56.02%	275	\$77.26	\$77.88	\$0.62	0.80%	9
10	300 to 350 kWh	9575	10.95%	66.97%	324	\$95.01	\$95.77	\$0.76	0.80%	10
11	350 to 400 kWh	7776	8.89%	75.86%	374	\$115.06	\$115.98	\$0.92	0.80%	11
12	400 to 450 kWh	6219	7.11%	82.97%	424	\$136.83	\$137.93	\$1.10	0.80%	12
13	450 to 500 kWh	4612	5.27%	88.24%	474	\$159.25	\$160.52	\$1.27	0.80%	13
14	500 to 550 kWh	3478	3.98%	92.22%	524	\$182.09	\$183.54	\$1.45	0.80%	14
15	550 to 600 kWh	2492	2.85%	95.07%	573	\$204.55	\$206.18	\$1.63	0.80%	15
16	600 to 650 kWh	1621	1.85%	96.92%	624	\$228.21	\$230.04	\$1.83	0.80%	16
17	650 to 700 kWh	1175	1.34%	98.26%	674	\$251.91	\$253.93	\$2.02	0.80%	17
18	700 to 800 kWh	1159	1.33%	99.59%	741	\$283.13	\$285.40	\$2.27	0.80%	18
19	800 to 900 kWh	324	0.37%	99.96%	838	\$329.08	\$331.72	\$2.64	0.80%	19
20	900 to 1000 kWh	38	0.04%	100.00%	923	\$369.04	\$372.00	\$2.96	0.80%	20
21	1000 to 1500 kWh	0	0.00%	100.00%	0	\$0.00	\$0.00	\$0.00	0.00%	21
22	1500 to 2000 kWh	0	0.00%	100.00%	0	\$0.00	\$0.00	\$0.00	0.00%	22
23	2000 to 3000 kWh	0	0.00%	100.00%	0	\$0.00	\$0.00	\$0.00	0.00%	23
24	> 3000 kWh	0	0.00%	100.00%	0	\$0.00	\$0.00	\$0.00	0.00%	24
25	TOTAL	87473	100.00%	100.00%	304	\$94.76	\$95.52	\$0.76	0.80%	25

Note: DR w/ HUC reflects SDG&E’s residential tiered rate schedule (Schedule DR) effective November 1, 2018 (AL 3290-E). DR w/o HUC is SDG&E’s proposal to eliminate the HUC Charge.

APPENDIX C – ATTACHMENT B  
ILLUSTRATIVE CUSTOMERS WITH NO HUC USAGE DURING THE 12-MONTH PERIOD  
SAN DIEGO GAS AND ELECTRIC COMPANY  
PETITION FOR MODIFICATION OF D.15-07-001 AND D.17-07-006

**Typical Monthly Residential Energy Charges at DR w/ HUC and DR w/o HUC**  
**Coastal Customers**  
**Non-CARE, Winter, Basic**

Line										Line
No.	Energy kWh	Number of Customers	% of Customers	% of Customers Cumulative	Avg kWh for the Range	DR w/ HUC (\$)	DR w/o HUC (\$)	CHANGE (\$)	CHANGE (%)	No.
1	< 25 kWh	5343	1.79%	1.79%	9	\$10.03	\$10.03	\$0.00	0.01%	1
2	25 to 50 kWh	4523	1.51%	3.30%	38	\$10.79	\$10.83	\$0.04	0.35%	2
3	50 to 75 kWh	7062	2.36%	5.66%	63	\$15.04	\$15.17	\$0.13	0.88%	3
4	75 to 100 kWh	10314	3.45%	9.12%	88	\$20.48	\$20.67	\$0.19	0.93%	4
5	100 to 125 kWh	13206	4.42%	13.53%	113	\$26.12	\$26.36	\$0.24	0.94%	5
6	125 to 150 kWh	14967	5.01%	18.54%	138	\$31.74	\$32.04	\$0.30	0.94%	6
7	150 to 200 kWh	34523	11.55%	30.09%	176	\$40.43	\$40.81	\$0.38	0.94%	7
8	200 to 250 kWh	36594	12.24%	42.33%	225	\$51.89	\$52.38	\$0.49	0.94%	8
9	250 to 300 kWh	35863	12.00%	54.33%	275	\$63.49	\$64.09	\$0.60	0.95%	9
10	300 to 350 kWh	32534	10.89%	65.22%	324	\$75.94	\$76.66	\$0.72	0.95%	10
11	350 to 400 kWh	27121	9.07%	74.29%	374	\$90.76	\$91.62	\$0.86	0.94%	11
12	400 to 450 kWh	21833	7.30%	81.59%	424	\$108.85	\$109.87	\$1.02	0.94%	12
13	450 to 500 kWh	16549	5.54%	87.13%	474	\$128.28	\$129.49	\$1.21	0.94%	13
14	500 to 550 kWh	12057	4.03%	91.17%	524	\$148.16	\$149.56	\$1.40	0.94%	14
15	550 to 600 kWh	8768	2.93%	94.10%	574	\$168.05	\$169.63	\$1.58	0.95%	15
16	600 to 650 kWh	6072	2.03%	96.13%	624	\$187.86	\$189.64	\$1.78	0.95%	16
17	650 to 700 kWh	4219	1.41%	97.54%	673	\$207.87	\$209.84	\$1.97	0.95%	17
18	700 to 800 kWh	4756	1.59%	99.13%	743	\$235.64	\$237.87	\$2.23	0.95%	18
19	800 to 900 kWh	2031	0.68%	99.81%	841	\$274.60	\$277.20	\$2.60	0.95%	19
20	900 to 1000 kWh	520	0.17%	99.98%	936	\$312.78	\$315.74	\$2.96	0.95%	20
21	1000 to 1500 kWh	46	0.02%	100.00%	1025	\$342.06	\$345.30	\$3.24	0.95%	21
22	1500 to 2000 kWh	1	0.00%	100.00%	1815	\$297.67	\$300.55	\$2.88	0.97%	22
23	2000 to 3000 kWh	0	0.00%	100.00%	0	\$0.00	\$0.00	\$0.00	0.00%	23
24	> 3000 kWh	0	0.00%	100.00%	0	\$0.00	\$0.00	\$0.00	0.00%	24
25	TOTAL	298902	100.00%	100.00%	304	\$78.21	\$78.95	\$0.74	0.94%	25

Note: DR w/ HUC reflects SDG&E’s residential tiered rate schedule (Schedule DR) effective November 1, 2018 (AL 3290-E). DR w/o HUC is SDG&E’s proposal to eliminate the HUC Charge.

APPENDIX C – ATTACHMENT B  
ILLUSTRATIVE CUSTOMERS WITH NO HUC USAGE DURING THE 12-MONTH PERIOD  
SAN DIEGO GAS AND ELECTRIC COMPANY  
PETITION FOR MODIFICATION OF D.15-07-001 AND D.17-07-006

**Typical Monthly Residential Energy Charges at DR w/ HUC and DR w/o HUC**  
**Coastal Customers**  
**Non-CARE, Winter, All Electric**

Line										Line
No.	Energy kWh	Number of Customers	% of Customers	% of Customers Cumulative	Avg kWh for the Range	DR w/ HUC (\$)	DR w/o HUC (\$)	CHANGE (\$)	CHANGE (%)	No.
1	< 25 kWh	330	0.38%	0.38%	10	\$10.13	\$10.13	\$0.00	0.04%	1
2	25 to 50 kWh	565	0.65%	1.02%	40	\$11.47	\$11.52	\$0.05	0.42%	2
3	50 to 75 kWh	1528	1.75%	2.77%	65	\$15.47	\$15.61	\$0.14	0.86%	3
4	75 to 100 kWh	3433	3.93%	6.70%	89	\$20.71	\$20.90	\$0.19	0.92%	4
5	100 to 125 kWh	5347	6.11%	12.81%	113	\$26.19	\$26.44	\$0.25	0.93%	5
6	125 to 150 kWh	6753	7.72%	20.53%	138	\$31.80	\$32.09	\$0.29	0.94%	6
7	150 to 200 kWh	15596	17.83%	38.36%	175	\$40.33	\$40.71	\$0.38	0.94%	7
8	200 to 250 kWh	14789	16.91%	55.27%	224	\$51.47	\$51.96	\$0.49	0.94%	8
9	250 to 300 kWh	11778	13.47%	68.73%	274	\$62.86	\$63.46	\$0.60	0.94%	9
10	300 to 350 kWh	8584	9.81%	78.54%	324	\$74.46	\$75.16	\$0.70	0.95%	10
11	350 to 400 kWh	5868	6.71%	85.25%	374	\$86.18	\$87.00	\$0.82	0.95%	11
12	400 to 450 kWh	4015	4.59%	89.84%	423	\$98.33	\$99.26	\$0.93	0.95%	12
13	450 to 500 kWh	2769	3.17%	93.01%	474	\$111.62	\$112.68	\$1.06	0.95%	13
14	500 to 550 kWh	1835	2.10%	95.11%	523	\$126.15	\$127.35	\$1.20	0.95%	14
15	550 to 600 kWh	1298	1.48%	96.59%	573	\$143.17	\$144.53	\$1.36	0.95%	15
16	600 to 650 kWh	921	1.05%	97.64%	623	\$161.70	\$163.24	\$1.54	0.95%	16
17	650 to 700 kWh	621	0.71%	98.35%	674	\$180.62	\$182.33	\$1.71	0.95%	17
18	700 to 800 kWh	767	0.88%	99.23%	744	\$208.29	\$210.27	\$1.98	0.95%	18
19	800 to 900 kWh	373	0.43%	99.66%	845	\$248.05	\$250.40	\$2.35	0.95%	19
20	900 to 1000 kWh	187	0.21%	99.87%	942	\$286.71	\$289.43	\$2.72	0.95%	20
21	1000 to 1500 kWh	116	0.13%	100.00%	1084	\$343.26	\$346.52	\$3.26	0.95%	21
22	1500 to 2000 kWh	0	0.00%	100.00%	0	\$0.00	\$0.00	\$0.00	0.00%	22
23	2000 to 3000 kWh	0	0.00%	100.00%	0	\$0.00	\$0.00	\$0.00	0.00%	23
24	> 3000 kWh	0	0.00%	100.00%	0	\$0.00	\$0.00	\$0.00	0.00%	24
25	TOTAL	87473	100.00%	100.00%	264	\$62.45	\$63.04	\$0.59	0.94%	25

Note: DR w/ HUC reflects SDG&E’s residential tiered rate schedule (Schedule DR) effective November 1, 2018 (AL 3290-E). DR w/o HUC is SDG&E’s proposal to eliminate the HUC Charge.

APPENDIX C – ATTACHMENT B  
ILLUSTRATIVE CUSTOMERS WITH NO HUC USAGE DURING THE 12-MONTH PERIOD  
SAN DIEGO GAS AND ELECTRIC COMPANY  
PETITION FOR MODIFICATION OF D.15-07-001 AND D.17-07-006

**Typical Monthly Residential Energy Charges at DR w/ HUC and DR w/o HUC**  
**Coastal Customers**  
**Non-CARE, Annual, Basic**

Line										Line
No.	Energy kWh	Number of Customers	% of Customers	% of Customers Cumulative	Avg kWh for the Range	DR w/ HUC (\$)	DR w/o HUC (\$)	CHANGE (\$)	CHANGE (%)	No.
1	< 25 kWh	5127	1.72%	1.72%	9	\$10.12	\$10.12	\$0.00	0.02%	1
2	25 to 50 kWh	3832	1.28%	3.00%	38	\$11.29	\$11.33	\$0.04	0.39%	2
3	50 to 75 kWh	5232	1.75%	4.75%	63	\$16.24	\$16.37	\$0.13	0.82%	3
4	75 to 100 kWh	7794	2.61%	7.36%	88	\$22.29	\$22.48	\$0.19	0.86%	4
5	100 to 125 kWh	10554	3.53%	10.89%	113	\$28.38	\$28.62	\$0.24	0.87%	5
6	125 to 150 kWh	12740	4.26%	15.15%	138	\$34.49	\$34.79	\$0.30	0.87%	6
7	150 to 200 kWh	29698	9.94%	25.08%	176	\$44.09	\$44.47	\$0.38	0.87%	7
8	200 to 250 kWh	33149	11.09%	36.17%	225	\$56.99	\$57.48	\$0.49	0.87%	8
9	250 to 300 kWh	34044	11.39%	47.56%	275	\$70.63	\$71.24	\$0.61	0.87%	9
10	300 to 350 kWh	32538	10.89%	58.45%	325	\$85.52	\$86.26	\$0.74	0.87%	10
11	350 to 400 kWh	28826	9.64%	68.09%	374	\$102.12	\$103.01	\$0.89	0.87%	11
12	400 to 450 kWh	24761	8.28%	76.38%	424	\$120.81	\$121.86	\$1.05	0.87%	12
13	450 to 500 kWh	20363	6.81%	83.19%	474	\$141.00	\$142.22	\$1.22	0.87%	13
14	500 to 550 kWh	15733	5.26%	88.46%	524	\$161.81	\$163.22	\$1.41	0.87%	14
15	550 to 600 kWh	11935	3.99%	92.45%	574	\$182.78	\$184.38	\$1.60	0.87%	15
16	600 to 650 kWh	8325	2.79%	95.23%	623	\$203.79	\$205.56	\$1.77	0.87%	16
17	650 to 700 kWh	5676	1.90%	97.13%	673	\$225.02	\$226.99	\$1.97	0.88%	17
18	700 to 800 kWh	5974	2.00%	99.13%	742	\$254.15	\$256.38	\$2.23	0.88%	18
19	800 to 900 kWh	2110	0.71%	99.84%	841	\$295.94	\$298.54	\$2.60	0.88%	19
20	900 to 1000 kWh	461	0.15%	99.99%	933	\$335.23	\$338.19	\$2.96	0.88%	20
21	1000 to 1500 kWh	29	0.01%	100.00%	1043	\$346.33	\$349.37	\$3.04	0.88%	21
22	1500 to 2000 kWh	1	0.00%	100.00%	1946	\$349.44	\$352.56	\$3.12	0.89%	22
23	2000 to 3000 kWh	0	0.00%	100.00%	0	\$0.00	\$0.00	\$0.00	0.00%	23
24	> 3000 kWh	0	0.00%	100.00%	0	\$0.00	\$0.00	\$0.00	0.00%	24
25	TOTAL	298902	100.00%	100.00%	329	\$94.66	\$95.48	\$0.82	0.87%	25

Note: DR w/ HUC reflects SDG&E’s residential tiered rate schedule (Schedule DR) effective November 1, 2018 (AL 3290-E). DR w/o HUC is SDG&E’s proposal to eliminate the HUC Charge.

Declaration of Cynthia Fang  
November 30, 2018

APPENDIX C – ATTACHMENT B  
ILLUSTRATIVE CUSTOMERS WITH NO HUC USAGE DURING THE 12-MONTH PERIOD  
SAN DIEGO GAS AND ELECTRIC COMPANY  
PETITION FOR MODIFICATION OF D.15-07-001 AND D.17-07-006

**Typical Monthly Residential Energy Charges at DR w/ HUC and DR w/o HUC**  
**Coastal Customers**  
**Non-CARE, Annual, All Electric**

Line No.	Energy kWh	Number of Customers	% of Customers	% of Customers Cumulative	Avg kWh for the Range	DR w/ HUC (\$)	DR w/o HUC (\$)	CHANGE (\$)	CHANGE (%)	Line No.
1	< 25 kWh	228	0.26%	0.26%	8	\$10.23	\$10.24	\$0.01	0.05%	1
2	25 to 50 kWh	303	0.35%	0.61%	39	\$12.37	\$12.42	\$0.05	0.43%	2
3	50 to 75 kWh	921	1.05%	1.66%	64	\$16.85	\$16.98	\$0.13	0.79%	3
4	75 to 100 kWh	2281	2.61%	4.27%	89	\$22.59	\$22.78	\$0.19	0.85%	4
5	100 to 125 kWh	4093	4.68%	8.95%	113	\$28.42	\$28.67	\$0.25	0.86%	5
6	125 to 150 kWh	5441	6.22%	15.17%	138	\$34.59	\$34.89	\$0.30	0.87%	6
7	150 to 200 kWh	14234	16.27%	31.44%	176	\$44.13	\$44.52	\$0.39	0.87%	7
8	200 to 250 kWh	14637	16.73%	48.17%	225	\$57.10	\$57.59	\$0.49	0.87%	8
9	250 to 300 kWh	12684	14.50%	62.67%	274	\$71.10	\$71.72	\$0.62	0.87%	9
10	300 to 350 kWh	10036	11.47%	74.15%	324	\$86.08	\$86.83	\$0.75	0.87%	10
11	350 to 400 kWh	7428	8.49%	82.64%	374	\$101.93	\$102.82	\$0.89	0.87%	11
12	400 to 450 kWh	5211	5.96%	88.59%	423	\$118.12	\$119.14	\$1.02	0.87%	12
13	450 to 500 kWh	3606	4.12%	92.72%	473	\$134.68	\$135.85	\$1.17	0.87%	13
14	500 to 550 kWh	2251	2.57%	95.29%	523	\$152.02	\$153.34	\$1.32	0.87%	14
15	550 to 600 kWh	1507	1.72%	97.01%	573	\$170.26	\$171.75	\$1.49	0.87%	15
16	600 to 650 kWh	967	1.11%	98.12%	623	\$188.76	\$190.41	\$1.65	0.88%	16
17	650 to 700 kWh	631	0.72%	98.84%	672	\$208.64	\$210.47	\$1.83	0.88%	17
18	700 to 800 kWh	655	0.75%	99.59%	744	\$238.00	\$240.09	\$2.09	0.88%	18
19	800 to 900 kWh	255	0.29%	99.88%	846	\$280.49	\$282.98	\$2.49	0.89%	19
20	900 to 1000 kWh	84	0.10%	99.98%	945	\$322.56	\$325.42	\$2.86	0.89%	20
21	1000 to 1500 kWh	20	0.02%	100.00%	1053	\$366.18	\$369.45	\$3.27	0.89%	21
22	1500 to 2000 kWh	0	0.00%	100.00%	0	\$0.00	\$0.00	\$0.00	0.00%	22
23	2000 to 3000 kWh	0	0.00%	100.00%	0	\$0.00	\$0.00	\$0.00	0.00%	23
24	> 3000 kWh	0	0.00%	100.00%	0	\$0.00	\$0.00	\$0.00	0.00%	24
25	TOTAL	87473	100.00%	100.00%	281	\$75.91	\$76.57	\$0.66	0.87%	25

Note: DR w/ HUC reflects SDG&E’s residential tiered rate schedule (Schedule DR) effective November 1, 2018 (AL 3290-E). DR w/o HUC is SDG&E’s proposal to eliminate the HUC Charge.

Declaration of Cynthia Fang  
November 30, 2018



APPENDIX C – ATTACHMENT B  
ILLUSTRATIVE CUSTOMERS WITH NO HUC USAGE DURING THE 12-MONTH PERIOD  
SAN DIEGO GAS AND ELECTRIC COMPANY  
PETITION FOR MODIFICATION OF D.15-07-001 AND D.17-07-006

**Typical Monthly Residential Energy Charges at DR w/ HUC and DR w/o HUC**  
**Desert Customers**  
**CARE, Summer, Basic**

Line										Line
No.	Energy kWh	Number of Customers	% of Customers	% of Customers Cumulative	Avg kWh for the Range	DR w/ HUC (\$)	DR w/o HUC (\$)	CHANGE (\$)	CHANGE (%)	No.
1	< 25 kWh	3	1.50%	1.50%	10	\$5.28	\$5.29	\$0.01	0.10%	1
2	25 to 50 kWh	0	0.00%	1.50%	0	\$0.00	\$0.00	\$0.00	0.00%	2
3	50 to 75 kWh	2	1.00%	2.50%	60	\$10.50	\$10.57	\$0.07	0.69%	3
4	75 to 100 kWh	4	2.00%	4.50%	89	\$15.25	\$15.37	\$0.12	0.77%	4
5	100 to 125 kWh	2	1.00%	5.50%	122	\$20.52	\$20.69	\$0.17	0.81%	5
6	125 to 150 kWh	4	2.00%	7.50%	138	\$23.80	\$23.98	\$0.18	0.79%	6
7	150 to 200 kWh	11	5.50%	13.00%	178	\$29.77	\$30.01	\$0.24	0.81%	7
8	200 to 250 kWh	8	4.00%	17.00%	216	\$36.53	\$36.82	\$0.29	0.80%	8
9	250 to 300 kWh	10	5.00%	22.00%	282	\$47.20	\$47.58	\$0.38	0.81%	9
10	300 to 350 kWh	7	3.50%	25.50%	327	\$54.97	\$55.41	\$0.44	0.80%	10
11	350 to 400 kWh	7	3.50%	29.00%	373	\$63.50	\$64.01	\$0.51	0.81%	11
12	400 to 450 kWh	16	8.00%	37.00%	427	\$72.75	\$73.34	\$0.59	0.81%	12
13	450 to 500 kWh	13	6.50%	43.50%	468	\$88.10	\$88.81	\$0.71	0.81%	13
14	500 to 550 kWh	11	5.50%	49.00%	530	\$91.08	\$91.82	\$0.74	0.81%	14
15	550 to 600 kWh	3	1.50%	50.50%	582	\$111.16	\$112.05	\$0.89	0.80%	15
16	600 to 650 kWh	4	2.00%	52.50%	622	\$119.23	\$120.18	\$0.95	0.80%	16
17	650 to 700 kWh	12	6.00%	58.50%	669	\$133.97	\$135.05	\$1.08	0.80%	17
18	700 to 800 kWh	13	6.50%	65.00%	753	\$153.76	\$154.99	\$1.23	0.80%	18
19	800 to 900 kWh	18	9.00%	74.00%	856	\$189.70	\$191.22	\$1.52	0.80%	19
20	900 to 1000 kWh	21	10.50%	84.50%	954	\$206.62	\$208.27	\$1.65	0.80%	20
21	1000 to 1500 kWh	31	15.50%	100.00%	1172	\$268.05	\$270.18	\$2.13	0.80%	21
22	1500 to 2000 kWh	0	0.00%	100.00%	0	\$0.00	\$0.00	\$0.00	0.00%	22
23	2000 to 3000 kWh	0	0.00%	100.00%	0	\$0.00	\$0.00	\$0.00	0.00%	23
24	> 3000 kWh	0	0.00%	100.00%	0	\$0.00	\$0.00	\$0.00	0.00%	24
25	TOTAL	200	100.00%	100.00%	626	\$129.73	\$130.77	\$1.04	0.80%	25

Note: DR w/ HUC reflects SDG&E's residential tiered rate schedule (Schedule DR) effective November 1, 2018 (AL 3290-E). DR w/o HUC is SDG&E's proposal to eliminate the HUC Charge.

Declaration of Cynthia Fang  
November 30, 2018

APPENDIX C – ATTACHMENT B  
ILLUSTRATIVE CUSTOMERS WITH NO HUC USAGE DURING THE 12-MONTH PERIOD  
SAN DIEGO GAS AND ELECTRIC COMPANY  
PETITION FOR MODIFICATION OF D.15-07-001 AND D.17-07-006

**Typical Monthly Residential Energy Charges at DR w/ HUC and DR w/o HUC  
Desert Customers  
CARE, Summer, All Electric**

Line No.	Energy kWh	Number of Customers	% of Customers	% of Customers Cumulative	Avg kWh for the Range	DR w/ HUC (\$)	DR w/o HUC (\$)	CHANGE (\$)	CHANGE (%)	Line No.
1	< 25 kWh	0	0.00%	0.00%	0	\$0.00	\$0.00	\$0.00	0.00%	1
2	25 to 50 kWh	0	0.00%	0.00%	0	\$0.00	\$0.00	\$0.00	0.00%	2
3	50 to 75 kWh	0	0.00%	0.00%	0	\$0.00	\$0.00	\$0.00	0.00%	3
4	75 to 100 kWh	1	0.49%	0.49%	98	\$16.38	\$16.51	\$0.13	0.81%	4
5	100 to 125 kWh	2	0.98%	1.46%	109	\$18.26	\$18.40	\$0.14	0.80%	5
6	125 to 150 kWh	3	1.46%	2.93%	140	\$23.48	\$23.67	\$0.19	0.81%	6
7	150 to 200 kWh	1	0.49%	3.42%	169	\$28.28	\$28.51	\$0.23	0.81%	7
8	200 to 250 kWh	4	1.95%	5.37%	231	\$38.63	\$38.94	\$0.31	0.81%	8
9	250 to 300 kWh	7	3.42%	8.78%	274	\$45.78	\$46.15	\$0.37	0.81%	9
10	300 to 350 kWh	10	4.88%	13.66%	329	\$55.61	\$56.06	\$0.45	0.81%	10
11	350 to 400 kWh	8	3.90%	17.56%	376	\$62.84	\$63.34	\$0.50	0.81%	11
12	400 to 450 kWh	9	4.39%	21.95%	429	\$72.47	\$73.05	\$0.58	0.81%	12
13	450 to 500 kWh	14	6.83%	28.78%	472	\$79.66	\$80.31	\$0.65	0.81%	13
14	500 to 550 kWh	6	2.93%	31.71%	532	\$108.82	\$109.69	\$0.87	0.80%	14
15	550 to 600 kWh	9	4.39%	36.10%	578	\$97.38	\$98.16	\$0.78	0.81%	15
16	600 to 650 kWh	7	3.42%	39.51%	628	\$112.84	\$113.75	\$0.91	0.81%	16
17	650 to 700 kWh	8	3.90%	43.41%	680	\$122.33	\$123.32	\$0.99	0.81%	17
18	700 to 800 kWh	18	8.78%	52.19%	755	\$141.47	\$142.61	\$1.14	0.80%	18
19	800 to 900 kWh	18	8.78%	60.97%	840	\$165.81	\$167.14	\$1.33	0.80%	19
20	900 to 1000 kWh	21	10.24%	71.22%	946	\$192.63	\$194.17	\$1.54	0.80%	20
21	1000 to 1500 kWh	53	25.85%	97.07%	1178	\$257.61	\$259.67	\$2.06	0.80%	21
22	1500 to 2000 kWh	6	2.93%	100.00%	1568	\$405.50	\$408.73	\$3.23	0.80%	22
23	2000 to 3000 kWh	0	0.00%	100.00%	0	\$0.00	\$0.00	\$0.00	0.00%	23
24	> 3000 kWh	0	0.00%	100.00%	0	\$0.00	\$0.00	\$0.00	0.00%	24
25	TOTAL	205	100.00%	100.00%	776	\$158.11	\$159.38	\$1.27	0.80%	25

Note: DR w/ HUC reflects SDG&E’s residential tiered rate schedule (Schedule DR) effective November 1, 2018 (AL 3290-E). DR w/o HUC is SDG&E’s proposal to eliminate the HUC Charge.

Declaration of Cynthia Fang  
November 30, 2018

APPENDIX C – ATTACHMENT B  
ILLUSTRATIVE CUSTOMERS WITH NO HUC USAGE DURING THE 12-MONTH PERIOD  
SAN DIEGO GAS AND ELECTRIC COMPANY  
PETITION FOR MODIFICATION OF D.15-07-001 AND D.17-07-006

**Typical Monthly Residential Energy Charges at DR w/ HUC and DR w/o HUC**  
**Desert Customers**  
**CARE, Winter, Basic**

Line No.	Energy kWh	Number of Customers	% of Customers	% of Customers Cumulative	Avg kWh for the Range	DR w/ HUC (\$)	DR w/o HUC (\$)	CHANGE (\$)	CHANGE (%)	Line No.
1	< 25 kWh	3	1.50%	1.50%	13	\$4.98	\$4.99	\$0.01	0.05%	1
2	25 to 50 kWh	0	0.00%	1.50%	0	\$0.00	\$0.00	\$0.00	0.00%	2
3	50 to 75 kWh	2	1.00%	2.50%	72	\$10.18	\$10.28	\$0.10	0.98%	3
4	75 to 100 kWh	6	3.00%	5.50%	83	\$12.07	\$12.18	\$0.11	0.91%	4
5	100 to 125 kWh	7	3.50%	9.00%	114	\$16.15	\$16.30	\$0.15	0.95%	5
6	125 to 150 kWh	4	2.00%	11.00%	131	\$18.55	\$18.73	\$0.18	0.95%	6
7	150 to 200 kWh	18	9.00%	20.00%	179	\$25.33	\$25.57	\$0.24	0.96%	7
8	200 to 250 kWh	25	12.50%	32.50%	221	\$31.90	\$32.20	\$0.30	0.96%	8
9	250 to 300 kWh	16	8.00%	40.50%	281	\$40.21	\$40.60	\$0.39	0.96%	9
10	300 to 350 kWh	29	14.50%	55.00%	323	\$48.61	\$49.07	\$0.46	0.96%	10
11	350 to 400 kWh	22	11.00%	66.00%	369	\$55.19	\$55.72	\$0.53	0.96%	11
12	400 to 450 kWh	14	7.00%	73.00%	417	\$62.34	\$62.94	\$0.60	0.96%	12
13	450 to 500 kWh	12	6.00%	79.00%	474	\$75.99	\$76.71	\$0.72	0.96%	13
14	500 to 550 kWh	13	6.50%	85.50%	522	\$85.89	\$86.71	\$0.82	0.95%	14
15	550 to 600 kWh	9	4.50%	90.00%	578	\$98.40	\$99.33	\$0.93	0.95%	15
16	600 to 650 kWh	6	3.00%	93.00%	622	\$109.91	\$110.96	\$1.05	0.95%	16
17	650 to 700 kWh	7	3.50%	96.50%	670	\$121.01	\$122.16	\$1.15	0.95%	17
18	700 to 800 kWh	1	0.50%	97.00%	748	\$140.55	\$141.89	\$1.34	0.95%	18
19	800 to 900 kWh	1	0.50%	97.50%	879	\$173.34	\$174.98	\$1.64	0.95%	19
20	900 to 1000 kWh	2	1.00%	98.50%	962	\$194.37	\$196.22	\$1.85	0.95%	20
21	1000 to 1500 kWh	3	1.50%	100.00%	1069	\$221.16	\$223.26	\$2.10	0.95%	21
22	1500 to 2000 kWh	0	0.00%	100.00%	0	\$0.00	\$0.00	\$0.00	0.00%	22
23	2000 to 3000 kWh	0	0.00%	100.00%	0	\$0.00	\$0.00	\$0.00	0.00%	23
24	> 3000 kWh	0	0.00%	100.00%	0	\$0.00	\$0.00	\$0.00	0.00%	24
25	TOTAL	200	100.00%	100.00%	357	\$57.37	\$57.92	\$0.55	0.95%	25

Note: DR w/ HUC reflects SDG&E's residential tiered rate schedule (Schedule DR) effective November 1, 2018 (AL 3290-E). DR w/o HUC is SDG&E's proposal to eliminate the HUC Charge.

Declaration of Cynthia Fang  
November 30, 2018

APPENDIX C – ATTACHMENT B  
ILLUSTRATIVE CUSTOMERS WITH NO HUC USAGE DURING THE 12-MONTH PERIOD  
SAN DIEGO GAS AND ELECTRIC COMPANY  
PETITION FOR MODIFICATION OF D.15-07-001 AND D.17-07-006

**Typical Monthly Residential Energy Charges at DR w/ HUC and DR w/o HUC  
Desert Customers  
CARE, Winter, All Electric**

Line No.	Energy kWh	Number of Customers	% of Customers	% of Customers Cumulative	Avg kWh for the Range	DR w/ HUC (\$)	DR w/o HUC (\$)	CHANGE (\$)	CHANGE (%)	Line No.
1	< 25 kWh	0	0.00%	0.00%	0	\$0.00	\$0.00	\$0.00	0.00%	1
2	25 to 50 kWh	0	0.00%	0.00%	0	\$0.00	\$0.00	\$0.00	0.00%	2
3	50 to 75 kWh	2	0.98%	0.98%	72	\$10.25	\$10.35	\$0.10	0.95%	3
4	75 to 100 kWh	2	0.98%	1.95%	88	\$12.42	\$12.54	\$0.12	0.94%	4
5	100 to 125 kWh	2	0.98%	2.93%	108	\$15.30	\$15.45	\$0.15	0.96%	5
6	125 to 150 kWh	3	1.46%	4.39%	130	\$24.02	\$24.23	\$0.21	0.88%	6
7	150 to 200 kWh	7	3.42%	7.81%	177	\$25.05	\$25.29	\$0.24	0.96%	7
8	200 to 250 kWh	12	5.85%	13.66%	228	\$32.18	\$32.49	\$0.31	0.96%	8
9	250 to 300 kWh	14	6.83%	20.49%	279	\$39.47	\$39.85	\$0.38	0.96%	9
10	300 to 350 kWh	14	6.83%	27.32%	331	\$46.57	\$47.02	\$0.45	0.96%	10
11	350 to 400 kWh	13	6.34%	33.66%	375	\$52.84	\$53.35	\$0.51	0.96%	11
12	400 to 450 kWh	17	8.29%	41.95%	426	\$60.02	\$60.60	\$0.58	0.96%	12
13	450 to 500 kWh	12	5.85%	47.81%	466	\$65.64	\$66.27	\$0.63	0.96%	13
14	500 to 550 kWh	17	8.29%	56.10%	523	\$74.31	\$75.03	\$0.72	0.96%	14
15	550 to 600 kWh	16	7.81%	63.90%	572	\$80.64	\$81.41	\$0.77	0.96%	15
16	600 to 650 kWh	18	8.78%	72.68%	623	\$88.36	\$89.20	\$0.84	0.96%	16
17	650 to 700 kWh	8	3.90%	76.59%	674	\$97.90	\$98.83	\$0.93	0.96%	17
18	700 to 800 kWh	12	5.85%	82.44%	743	\$115.79	\$116.90	\$1.11	0.96%	18
19	800 to 900 kWh	19	9.27%	91.71%	851	\$132.39	\$133.66	\$1.27	0.96%	19
20	900 to 1000 kWh	4	1.95%	93.66%	956	\$157.31	\$158.81	\$1.50	0.96%	20
21	1000 to 1500 kWh	12	5.85%	99.51%	1078	\$184.67	\$186.43	\$1.76	0.95%	21
22	1500 to 2000 kWh	1	0.49%	100.00%	1654	\$328.40	\$331.51	\$3.11	0.95%	22
23	2000 to 3000 kWh	0	0.00%	100.00%	0	\$0.00	\$0.00	\$0.00	0.00%	23
24	> 3000 kWh	0	0.00%	100.00%	0	\$0.00	\$0.00	\$0.00	0.00%	24
25	TOTAL	205	100.00%	100.00%	533	\$80.07	\$80.84	\$0.77	0.96%	25

Note: DR w/ HUC reflects SDG&E’s residential tiered rate schedule (Schedule DR) effective November 1, 2018 (AL 3290-E). DR w/o HUC is SDG&E’s proposal to eliminate the HUC Charge.

Declaration of Cynthia Fang  
November 30, 2018

APPENDIX C – ATTACHMENT B  
ILLUSTRATIVE CUSTOMERS WITH NO HUC USAGE DURING THE 12-MONTH PERIOD  
SAN DIEGO GAS AND ELECTRIC COMPANY  
PETITION FOR MODIFICATION OF D.15-07-001 AND D.17-07-006

**Typical Monthly Residential Energy Charges at DR w/ HUC and DR w/o HUC  
Desert Customers  
CARE, Annual, Basic**

Line										Line
No.	Energy kWh	Number of Customers	% of Customers	% of Customers Cumulative	Avg kWh for the Range	DR w/ HUC (\$)	DR w/o HUC (\$)	CHANGE (\$)	CHANGE (%)	No.
1	< 25 kWh	2	1.00%	1.00%	9	\$4.99	\$4.99	\$0.00	0.00%	1
2	25 to 50 kWh	0	0.00%	1.00%	0	\$0.00	\$0.00	\$0.00	0.00%	2
3	50 to 75 kWh	0	0.00%	1.00%	0	\$0.00	\$0.00	\$0.00	0.00%	3
4	75 to 100 kWh	4	2.00%	3.00%	89	\$13.72	\$13.84	\$0.12	0.88%	4
5	100 to 125 kWh	3	1.50%	4.50%	123	\$18.86	\$19.02	\$0.16	0.87%	5
6	125 to 150 kWh	8	4.00%	8.50%	138	\$21.77	\$21.96	\$0.19	0.84%	6
7	150 to 200 kWh	13	6.50%	15.00%	180	\$27.44	\$27.69	\$0.25	0.89%	7
8	200 to 250 kWh	11	5.50%	20.50%	227	\$35.89	\$36.21	\$0.32	0.87%	8
9	250 to 300 kWh	10	5.00%	25.50%	279	\$44.04	\$44.42	\$0.38	0.87%	9
10	300 to 350 kWh	16	8.00%	33.50%	329	\$52.85	\$53.31	\$0.46	0.87%	10
11	350 to 400 kWh	9	4.50%	38.00%	387	\$66.85	\$67.44	\$0.59	0.87%	11
12	400 to 450 kWh	21	10.50%	48.50%	421	\$72.84	\$73.47	\$0.63	0.87%	12
13	450 to 500 kWh	21	10.50%	59.00%	478	\$90.57	\$91.34	\$0.77	0.85%	13
14	500 to 550 kWh	15	7.50%	66.50%	533	\$96.55	\$97.39	\$0.84	0.86%	14
15	550 to 600 kWh	8	4.00%	70.50%	576	\$110.17	\$111.09	\$0.92	0.84%	15
16	600 to 650 kWh	15	7.50%	78.00%	620	\$117.24	\$118.24	\$1.00	0.85%	16
17	650 to 700 kWh	13	6.50%	84.50%	677	\$132.65	\$133.78	\$1.13	0.85%	17
18	700 to 800 kWh	17	8.50%	93.00%	741	\$144.97	\$146.22	\$1.25	0.86%	18
19	800 to 900 kWh	7	3.50%	96.50%	844	\$173.92	\$175.40	\$1.48	0.85%	19
20	900 to 1000 kWh	1	0.50%	97.00%	922	\$198.12	\$199.79	\$1.67	0.84%	20
21	1000 to 1500 kWh	6	3.00%	100.00%	1106	\$240.91	\$243.00	\$2.09	0.87%	21
22	1500 to 2000 kWh	0	0.00%	100.00%	0	\$0.00	\$0.00	\$0.00	0.00%	22
23	2000 to 3000 kWh	0	0.00%	100.00%	0	\$0.00	\$0.00	\$0.00	0.00%	23
24	> 3000 kWh	0	0.00%	100.00%	0	\$0.00	\$0.00	\$0.00	0.00%	24
25	TOTAL	200	100.00%	100.00%	469	\$87.52	\$88.27	\$0.75	0.86%	25

Note: DR w/ HUC reflects SDG&E’s residential tiered rate schedule (Schedule DR) effective November 1, 2018 (AL 3290-E). DR w/o HUC is SDG&E’s proposal to eliminate the HUC Charge.

APPENDIX C – ATTACHMENT B  
ILLUSTRATIVE CUSTOMERS WITH NO HUC USAGE DURING THE 12-MONTH PERIOD  
SAN DIEGO GAS AND ELECTRIC COMPANY  
PETITION FOR MODIFICATION OF D.15-07-001 AND D.17-07-006

**Typical Monthly Residential Energy Charges at DR w/ HUC and DR w/o HUC  
Desert Customers  
CARE, Annual, All Electric**

Line									Line	
No.	Energy kWh	Number of Customers	% of Customers	% of Customers Cumulative	Avg kWh for the Range	DR w/ HUC (\$)	DR w/o HUC (\$)	CHANGE (\$)	CHANGE (%)	No.
1	< 25 kWh	0	0.00%	0.00%	0	\$0.00	\$0.00	\$0.00	0.00%	1
2	25 to 50 kWh	0	0.00%	0.00%	0	\$0.00	\$0.00	\$0.00	0.00%	2
3	50 to 75 kWh	0	0.00%	0.00%	0	\$0.00	\$0.00	\$0.00	0.00%	3
4	75 to 100 kWh	3	1.46%	1.46%	86	\$13.44	\$13.56	\$0.12	0.87%	4
5	100 to 125 kWh	1	0.49%	1.95%	111	\$17.00	\$17.15	\$0.15	0.88%	5
6	125 to 150 kWh	1	0.49%	2.44%	139	\$21.22	\$21.41	\$0.19	0.88%	6
7	150 to 200 kWh	4	1.95%	4.39%	184	\$28.55	\$28.79	\$0.24	0.87%	7
8	200 to 250 kWh	6	2.93%	7.32%	231	\$35.63	\$35.95	\$0.32	0.88%	8
9	250 to 300 kWh	9	4.39%	11.71%	272	\$41.68	\$42.05	\$0.37	0.88%	9
10	300 to 350 kWh	10	4.88%	16.59%	323	\$57.06	\$57.54	\$0.48	0.85%	10
11	350 to 400 kWh	12	5.85%	22.44%	375	\$58.66	\$59.17	\$0.51	0.88%	11
12	400 to 450 kWh	12	5.85%	28.29%	428	\$66.75	\$67.34	\$0.59	0.88%	12
13	450 to 500 kWh	9	4.39%	32.68%	480	\$75.62	\$76.28	\$0.66	0.88%	13
14	500 to 550 kWh	16	7.81%	40.49%	529	\$89.03	\$89.80	\$0.77	0.87%	14
15	550 to 600 kWh	12	5.85%	46.34%	578	\$97.77	\$98.61	\$0.84	0.86%	15
16	600 to 650 kWh	11	5.37%	51.71%	627	\$103.29	\$104.19	\$0.90	0.87%	16
17	650 to 700 kWh	16	7.81%	59.51%	675	\$118.99	\$120.01	\$1.02	0.86%	17
18	700 to 800 kWh	27	13.17%	72.68%	757	\$133.50	\$134.65	\$1.15	0.86%	18
19	800 to 900 kWh	24	11.71%	84.39%	843	\$151.18	\$152.48	\$1.30	0.87%	19
20	900 to 1000 kWh	13	6.34%	90.73%	946	\$173.70	\$175.21	\$1.51	0.87%	20
21	1000 to 1500 kWh	19	9.27%	100.00%	1143	\$232.35	\$234.36	\$2.01	0.86%	21
22	1500 to 2000 kWh	0	0.00%	100.00%	0	\$0.00	\$0.00	\$0.00	0.00%	22
23	2000 to 3000 kWh	0	0.00%	100.00%	0	\$0.00	\$0.00	\$0.00	0.00%	23
24	> 3000 kWh	0	0.00%	100.00%	0	\$0.00	\$0.00	\$0.00	0.00%	24
25	TOTAL	205	100.00%	100.00%	634	\$112.59	\$113.56	\$0.97	0.87%	25

Note: DR w/ HUC reflects SDG&E’s residential tiered rate schedule (Schedule DR) effective November 1, 2018 (AL 3290-E). DR w/o HUC is SDG&E’s proposal to eliminate the HUC Charge.

Declaration of Cynthia Fang  
November 30, 2018

APPENDIX C – ATTACHMENT B  
ILLUSTRATIVE CUSTOMERS WITH NO HUC USAGE DURING THE 12-MONTH PERIOD  
SAN DIEGO GAS AND ELECTRIC COMPANY  
PETITION FOR MODIFICATION OF D.15-07-001 AND D.17-07-006

**Typical Monthly Residential Energy Charges at DR w/ HUC and DR w/o HUC  
Desert Customers  
Non-CARE, Summer, Basic**

Line									Line	
No.	Energy kWh	Number of Customers	% of Customers	% of Customers Cumulative	Avg kWh for the Range	DR w/ HUC (\$)	DR w/o HUC (\$)	CHANGE (\$)	CHANGE (%)	No.
1	< 25 kWh	46	7.07%	7.07%	4	\$10.11	\$10.11	\$0.00	0.01%	1
2	25 to 50 kWh	19	2.92%	9.99%	37	\$12.77	\$12.83	\$0.06	0.44%	2
3	50 to 75 kWh	32	4.92%	14.90%	64	\$17.86	\$18.00	\$0.14	0.77%	3
4	75 to 100 kWh	32	4.92%	19.82%	86	\$23.94	\$24.12	\$0.18	0.77%	4
5	100 to 125 kWh	43	6.61%	26.42%	112	\$30.80	\$31.04	\$0.24	0.79%	5
6	125 to 150 kWh	38	5.84%	32.26%	139	\$37.65	\$37.95	\$0.30	0.80%	6
7	150 to 200 kWh	40	6.14%	38.40%	177	\$48.20	\$48.59	\$0.39	0.80%	7
8	200 to 250 kWh	32	4.92%	43.32%	229	\$62.35	\$62.85	\$0.50	0.80%	8
9	250 to 300 kWh	43	6.61%	49.92%	273	\$75.49	\$76.10	\$0.61	0.80%	9
10	300 to 350 kWh	30	4.61%	54.53%	321	\$88.40	\$89.11	\$0.71	0.81%	10
11	350 to 400 kWh	23	3.53%	58.07%	371	\$102.25	\$103.08	\$0.83	0.81%	11
12	400 to 450 kWh	30	4.61%	62.67%	426	\$118.57	\$119.52	\$0.95	0.80%	12
13	450 to 500 kWh	25	3.84%	66.51%	477	\$140.25	\$141.38	\$1.13	0.80%	13
14	500 to 550 kWh	29	4.46%	70.97%	523	\$150.60	\$151.81	\$1.21	0.81%	14
15	550 to 600 kWh	19	2.92%	73.89%	576	\$172.61	\$174.00	\$1.39	0.81%	15
16	600 to 650 kWh	29	4.46%	78.34%	622	\$186.24	\$187.74	\$1.50	0.81%	16
17	650 to 700 kWh	20	3.07%	81.41%	679	\$214.62	\$216.34	\$1.72	0.80%	17
18	700 to 800 kWh	33	5.07%	86.48%	752	\$240.60	\$242.54	\$1.94	0.81%	18
19	800 to 900 kWh	24	3.69%	90.17%	846	\$284.66	\$286.95	\$2.29	0.81%	19
20	900 to 1000 kWh	21	3.23%	93.40%	941	\$323.02	\$325.62	\$2.60	0.81%	20
21	1000 to 1500 kWh	43	6.61%	100.00%	1174	\$430.48	\$433.94	\$3.46	0.80%	21
22	1500 to 2000 kWh	0	0.00%	100.00%	0	\$0.00	\$0.00	\$0.00	0.00%	22
23	2000 to 3000 kWh	0	0.00%	100.00%	0	\$0.00	\$0.00	\$0.00	0.00%	23
24	> 3000 kWh	0	0.00%	100.00%	0	\$0.00	\$0.00	\$0.00	0.00%	24
25	TOTAL	651	100.00%	100.00%	396	\$125.10	\$126.10	\$1.00	0.80%	25

Note: DR w/ HUC reflects SDG&E’s residential tiered rate schedule (Schedule DR) effective November 1, 2018 (AL 3290-E). DR w/o HUC is SDG&E’s proposal to eliminate the HUC Charge.

Declaration of Cynthia Fang  
November 30, 2018

APPENDIX C – ATTACHMENT B  
ILLUSTRATIVE CUSTOMERS WITH NO HUC USAGE DURING THE 12-MONTH PERIOD  
SAN DIEGO GAS AND ELECTRIC COMPANY  
PETITION FOR MODIFICATION OF D.15-07-001 AND D.17-07-006

**Typical Monthly Residential Energy Charges at DR w/ HUC and DR w/o HUC  
Desert Customers  
Non-CARE, Summer, All Electric**

Line									Line	
No.	Energy kWh	Number of Customers	% of Customers	% of Customers Cumulative	Avg kWh for the Range	DR w/ HUC (\$)	DR w/o HUC (\$)	CHANGE (\$)	CHANGE (%)	No.
1	< 25 kWh	48	5.08%	5.08%	-9	\$10.18	\$10.19	\$0.01	0.03%	1
2	25 to 50 kWh	24	2.54%	7.62%	36	\$13.44	\$13.50	\$0.06	0.46%	2
3	50 to 75 kWh	22	2.33%	9.95%	61	\$18.18	\$18.31	\$0.13	0.70%	3
4	75 to 100 kWh	27	2.86%	12.80%	89	\$24.56	\$24.76	\$0.20	0.79%	4
5	100 to 125 kWh	55	5.82%	18.62%	111	\$30.41	\$30.65	\$0.24	0.80%	5
6	125 to 150 kWh	45	4.76%	23.39%	137	\$37.51	\$37.81	\$0.30	0.79%	6
7	150 to 200 kWh	74	7.83%	31.22%	171	\$46.64	\$47.01	\$0.37	0.80%	7
8	200 to 250 kWh	61	6.46%	37.67%	223	\$60.74	\$61.23	\$0.49	0.80%	8
9	250 to 300 kWh	49	5.19%	42.86%	274	\$74.29	\$74.89	\$0.60	0.80%	9
10	300 to 350 kWh	47	4.97%	47.83%	319	\$86.28	\$86.98	\$0.70	0.81%	10
11	350 to 400 kWh	47	4.97%	52.81%	376	\$102.92	\$103.75	\$0.83	0.80%	11
12	400 to 450 kWh	42	4.44%	57.25%	422	\$115.60	\$116.53	\$0.93	0.80%	12
13	450 to 500 kWh	45	4.76%	62.01%	477	\$132.30	\$133.37	\$1.07	0.80%	13
14	500 to 550 kWh	44	4.66%	66.67%	529	\$148.55	\$149.74	\$1.19	0.80%	14
15	550 to 600 kWh	36	3.81%	70.48%	571	\$162.36	\$163.67	\$1.31	0.80%	15
16	600 to 650 kWh	26	2.75%	73.23%	627	\$183.62	\$185.09	\$1.47	0.80%	16
17	650 to 700 kWh	28	2.96%	76.19%	674	\$201.00	\$202.62	\$1.62	0.80%	17
18	700 to 800 kWh	57	6.03%	82.22%	748	\$232.27	\$234.14	\$1.87	0.80%	18
19	800 to 900 kWh	35	3.70%	85.93%	844	\$268.55	\$270.70	\$2.15	0.80%	19
20	900 to 1000 kWh	29	3.07%	89.00%	938	\$306.64	\$309.11	\$2.47	0.80%	20
21	1000 to 1500 kWh	95	10.05%	99.05%	1209	\$427.93	\$431.36	\$3.43	0.80%	21
22	1500 to 2000 kWh	9	0.95%	100.00%	1559	\$587.37	\$592.09	\$4.72	0.80%	22
23	2000 to 3000 kWh	0	0.00%	100.00%	0	\$0.00	\$0.00	\$0.00	0.00%	23
24	> 3000 kWh	0	0.00%	100.00%	0	\$0.00	\$0.00	\$0.00	0.00%	24
25	TOTAL	945	100.00%	100.00%	461	\$143.90	\$145.05	\$1.15	0.80%	25

Note: DR w/ HUC reflects SDG&E’s residential tiered rate schedule (Schedule DR) effective November 1, 2018 (AL 3290-E). DR w/o HUC is SDG&E’s proposal to eliminate the HUC Charge.

Declaration of Cynthia Fang  
November 30, 2018



APPENDIX C – ATTACHMENT B  
ILLUSTRATIVE CUSTOMERS WITH NO HUC USAGE DURING THE 12-MONTH PERIOD  
SAN DIEGO GAS AND ELECTRIC COMPANY  
PETITION FOR MODIFICATION OF D.15-07-001 AND D.17-07-006

**Typical Monthly Residential Energy Charges at DR w/ HUC and DR w/o HUC  
Desert Customers  
Non-CARE, Winter, Basic**

Line										Line
No.	Energy kWh	Number of Customers	% of Customers	% of Customers Cumulative	Avg kWh for the Range	DR w/ HUC (\$)	DR w/o HUC (\$)	CHANGE (\$)	CHANGE (%)	No.
1	< 25 kWh	45	6.91%	6.91%	4	\$10.07	\$10.08	\$0.01	0.03%	1
2	25 to 50 kWh	19	2.92%	9.83%	39	\$12.09	\$12.15	\$0.06	0.49%	2
3	50 to 75 kWh	26	3.99%	13.83%	62	\$14.82	\$14.94	\$0.12	0.85%	3
4	75 to 100 kWh	26	3.99%	17.82%	87	\$20.16	\$20.34	\$0.18	0.92%	4
5	100 to 125 kWh	33	5.07%	22.89%	111	\$25.77	\$26.01	\$0.24	0.93%	5
6	125 to 150 kWh	30	4.61%	27.50%	137	\$31.64	\$31.93	\$0.29	0.94%	6
7	150 to 200 kWh	69	10.60%	38.10%	175	\$40.34	\$40.72	\$0.38	0.94%	7
8	200 to 250 kWh	68	10.45%	48.54%	223	\$51.90	\$52.39	\$0.49	0.94%	8
9	250 to 300 kWh	77	11.83%	60.37%	273	\$63.65	\$64.25	\$0.60	0.94%	9
10	300 to 350 kWh	52	7.99%	68.36%	324	\$76.37	\$77.09	\$0.72	0.95%	10
11	350 to 400 kWh	38	5.84%	74.19%	372	\$88.76	\$89.60	\$0.84	0.95%	11
12	400 to 450 kWh	49	7.53%	81.72%	422	\$104.48	\$105.47	\$0.99	0.95%	12
13	450 to 500 kWh	26	3.99%	85.71%	477	\$122.85	\$124.01	\$1.16	0.95%	13
14	500 to 550 kWh	28	4.30%	90.02%	520	\$138.36	\$139.67	\$1.31	0.95%	14
15	550 to 600 kWh	15	2.30%	92.32%	567	\$155.46	\$156.93	\$1.47	0.95%	15
16	600 to 650 kWh	14	2.15%	94.47%	628	\$180.02	\$181.73	\$1.71	0.95%	16
17	650 to 700 kWh	7	1.08%	95.55%	671	\$196.81	\$198.68	\$1.87	0.95%	17
18	700 to 800 kWh	13	2.00%	97.54%	751	\$228.42	\$230.58	\$2.16	0.95%	18
19	800 to 900 kWh	12	1.84%	99.39%	834	\$260.58	\$263.05	\$2.47	0.95%	19
20	900 to 1000 kWh	2	0.31%	99.69%	923	\$296.14	\$298.95	\$2.81	0.95%	20
21	1000 to 1500 kWh	2	0.31%	100.00%	1112	\$372.06	\$375.58	\$3.52	0.95%	21
22	1500 to 2000 kWh	0	0.00%	100.00%	0	\$0.00	\$0.00	\$0.00	0.00%	22
23	2000 to 3000 kWh	0	0.00%	100.00%	0	\$0.00	\$0.00	\$0.00	0.00%	23
24	> 3000 kWh	0	0.00%	100.00%	0	\$0.00	\$0.00	\$0.00	0.00%	24
25	TOTAL	651	100.00%	100.00%	285	\$73.43	\$74.11	\$0.68	0.93%	25

Note: DR w/ HUC reflects SDG&E’s residential tiered rate schedule (Schedule DR) effective November 1, 2018 (AL 3290-E). DR w/o HUC is SDG&E’s proposal to eliminate the HUC Charge.

Declaration of Cynthia Fang  
November 30, 2018

APPENDIX C – ATTACHMENT B  
ILLUSTRATIVE CUSTOMERS WITH NO HUC USAGE DURING THE 12-MONTH PERIOD  
SAN DIEGO GAS AND ELECTRIC COMPANY  
PETITION FOR MODIFICATION OF D.15-07-001 AND D.17-07-006

**Typical Monthly Residential Energy Charges at DR w/ HUC and DR w/o HUC  
Desert Customers  
Non-CARE, Winter, All Electric**

Line										Line
No.	Energy kWh	Number of Customers	% of Customers	% of Customers Cumulative	Avg kWh for the Range	DR w/ HUC (\$)	DR w/o HUC (\$)	CHANGE (\$)	CHANGE (%)	No.
1	< 25 kWh	34	3.60%	3.60%	-20	\$10.01	\$10.01	\$0.00	0.02%	1
2	25 to 50 kWh	13	1.38%	4.97%	39	\$12.06	\$12.12	\$0.06	0.49%	2
3	50 to 75 kWh	28	2.96%	7.94%	64	\$15.50	\$15.62	\$0.12	0.81%	3
4	75 to 100 kWh	25	2.65%	10.58%	88	\$21.08	\$21.26	\$0.18	0.89%	4
5	100 to 125 kWh	35	3.70%	14.29%	112	\$26.15	\$26.39	\$0.24	0.92%	5
6	125 to 150 kWh	29	3.07%	17.36%	135	\$31.24	\$31.53	\$0.29	0.94%	6
7	150 to 200 kWh	74	7.83%	25.19%	178	\$41.75	\$42.14	\$0.39	0.94%	7
8	200 to 250 kWh	75	7.94%	33.12%	224	\$51.51	\$51.99	\$0.48	0.94%	8
9	250 to 300 kWh	90	9.52%	42.65%	274	\$62.62	\$63.21	\$0.59	0.94%	9
10	300 to 350 kWh	80	8.47%	51.11%	324	\$74.28	\$74.98	\$0.70	0.95%	10
11	350 to 400 kWh	64	6.77%	57.89%	377	\$86.53	\$87.34	\$0.81	0.94%	11
12	400 to 450 kWh	60	6.35%	64.24%	424	\$98.02	\$98.94	\$0.92	0.94%	12
13	450 to 500 kWh	63	6.67%	70.90%	475	\$109.61	\$110.64	\$1.03	0.94%	13
14	500 to 550 kWh	57	6.03%	76.93%	522	\$121.70	\$122.85	\$1.15	0.94%	14
15	550 to 600 kWh	36	3.81%	80.74%	572	\$133.18	\$134.44	\$1.26	0.95%	15
16	600 to 650 kWh	47	4.97%	85.72%	623	\$146.46	\$147.84	\$1.38	0.95%	16
17	650 to 700 kWh	25	2.65%	88.36%	675	\$164.68	\$166.24	\$1.56	0.95%	17
18	700 to 800 kWh	39	4.13%	92.49%	740	\$179.25	\$180.95	\$1.70	0.95%	18
19	800 to 900 kWh	24	2.54%	95.03%	856	\$215.95	\$217.99	\$2.04	0.95%	19
20	900 to 1000 kWh	19	2.01%	97.04%	948	\$250.06	\$252.43	\$2.37	0.95%	20
21	1000 to 1500 kWh	26	2.75%	99.79%	1173	\$338.15	\$341.35	\$3.20	0.95%	21
22	1500 to 2000 kWh	2	0.21%	100.01%	1522	\$474.67	\$479.16	\$4.49	0.95%	22
23	2000 to 3000 kWh	0	0.00%	100.01%	0	\$0.00	\$0.00	\$0.00	0.00%	23
24	> 3000 kWh	0	0.00%	100.01%	0	\$0.00	\$0.00	\$0.00	0.00%	24
25	TOTAL	945	100.00%	100.00%	390	\$94.74	\$95.63	\$0.89	0.94%	25

Note: DR w/ HUC reflects SDG&E’s residential tiered rate schedule (Schedule DR) effective November 1, 2018 (AL 3290-E). DR w/o HUC is SDG&E’s proposal to eliminate the HUC Charge.

Declaration of Cynthia Fang  
November 30, 2018

APPENDIX C – ATTACHMENT B  
ILLUSTRATIVE CUSTOMERS WITH NO HUC USAGE DURING THE 12-MONTH PERIOD  
SAN DIEGO GAS AND ELECTRIC COMPANY  
PETITION FOR MODIFICATION OF D.15-07-001 AND D.17-07-006

**Typical Monthly Residential Energy Charges at DR w/ HUC and DR w/o HUC  
Desert Customers  
Non-CARE, Annual, Basic**

Line									Line	
No.	Energy kWh	Number of Customers	% of Customers	% of Customers Cumulative	Avg kWh for the Range	DR w/ HUC (\$)	DR w/o HUC (\$)	CHANGE (\$)	CHANGE (%)	No.
1	< 25 kWh	43	6.61%	6.61%	5	\$10.24	\$10.24	\$0.00	0.05%	1
2	25 to 50 kWh	7	1.08%	7.68%	39	\$12.38	\$12.44	\$0.06	0.47%	2
3	50 to 75 kWh	24	3.69%	11.37%	62	\$16.80	\$16.92	\$0.12	0.73%	3
4	75 to 100 kWh	27	4.15%	15.51%	88	\$22.53	\$22.71	\$0.18	0.83%	4
5	100 to 125 kWh	32	4.92%	20.43%	114	\$28.72	\$28.97	\$0.25	0.86%	5
6	125 to 150 kWh	23	3.53%	23.96%	136	\$33.93	\$34.22	\$0.29	0.86%	6
7	150 to 200 kWh	68	10.45%	34.41%	175	\$43.93	\$44.32	\$0.39	0.87%	7
8	200 to 250 kWh	67	10.29%	44.70%	223	\$56.16	\$56.65	\$0.49	0.87%	8
9	250 to 300 kWh	49	7.53%	52.23%	279	\$71.66	\$72.29	\$0.63	0.88%	9
10	300 to 350 kWh	40	6.14%	58.37%	326	\$84.86	\$85.60	\$0.74	0.88%	10
11	350 to 400 kWh	54	8.30%	66.67%	375	\$102.16	\$103.05	\$0.89	0.87%	11
12	400 to 450 kWh	39	5.99%	72.66%	426	\$116.64	\$117.64	\$1.00	0.87%	12
13	450 to 500 kWh	33	5.07%	77.73%	473	\$134.01	\$135.16	\$1.15	0.86%	13
14	500 to 550 kWh	37	5.68%	83.41%	529	\$151.56	\$152.87	\$1.31	0.86%	14
15	550 to 600 kWh	28	4.30%	87.71%	578	\$169.53	\$170.99	\$1.46	0.86%	15
16	600 to 650 kWh	13	2.00%	89.71%	629	\$187.79	\$189.41	\$1.62	0.87%	16
17	650 to 700 kWh	12	1.84%	91.55%	678	\$209.47	\$211.27	\$1.80	0.86%	17
18	700 to 800 kWh	23	3.53%	95.08%	745	\$235.11	\$237.14	\$2.03	0.86%	18
19	800 to 900 kWh	19	2.92%	98.00%	850	\$276.83	\$279.23	\$2.40	0.87%	19
20	900 to 1000 kWh	6	0.92%	98.93%	928	\$312.22	\$314.92	\$2.70	0.86%	20
21	1000 to 1500 kWh	7	1.08%	100.00%	1065	\$369.57	\$372.79	\$3.22	0.87%	21
22	1500 to 2000 kWh	0	0.00%	100.00%	0	\$0.00	\$0.00	\$0.00	0.00%	22
23	2000 to 3000 kWh	0	0.00%	100.00%	0	\$0.00	\$0.00	\$0.00	0.00%	23
24	> 3000 kWh	0	0.00%	100.00%	0	\$0.00	\$0.00	\$0.00	0.00%	24
25	TOTAL	651	100.00%	100.00%	331	\$94.96	\$95.77	\$0.81	0.86%	25

Note: DR w/ HUC reflects SDG&E's residential tiered rate schedule (Schedule DR) effective November 1, 2018 (AL 3290-E). DR w/o HUC is SDG&E's proposal to eliminate the HUC Charge.

Declaration of Cynthia Fang  
November 30, 2018

APPENDIX C – ATTACHMENT B  
ILLUSTRATIVE CUSTOMERS WITH NO HUC USAGE DURING THE 12-MONTH PERIOD  
SAN DIEGO GAS AND ELECTRIC COMPANY  
PETITION FOR MODIFICATION OF D.15-07-001 AND D.17-07-006

**Typical Monthly Residential Energy Charges at DR w/ HUC and DR w/o HUC  
Desert Customers  
Non-CARE, Annual, All Electric**

Line No.	Energy kWh	Number of Customers	% of Customers	% of Customers Cumulative	Avg kWh for the Range	DR w/ HUC (\$)	DR w/o HUC (\$)	CHANGE (\$)	CHANGE (%)	Line No.
1	< 25 kWh	33	3.49%	3.49%	-15	\$11.87	\$11.89	\$0.02	0.18%	1
2	25 to 50 kWh	14	1.48%	4.97%	39	\$12.89	\$12.95	\$0.06	0.49%	2
3	50 to 75 kWh	14	1.48%	6.45%	62	\$17.25	\$17.37	\$0.12	0.74%	3
4	75 to 100 kWh	31	3.28%	9.73%	88	\$22.74	\$22.92	\$0.18	0.81%	4
5	100 to 125 kWh	28	2.96%	12.70%	114	\$29.23	\$29.47	\$0.24	0.84%	5
6	125 to 150 kWh	37	3.92%	16.61%	137	\$34.53	\$34.83	\$0.30	0.86%	6
7	150 to 200 kWh	78	8.25%	24.87%	175	\$43.29	\$43.67	\$0.38	0.88%	7
8	200 to 250 kWh	71	7.51%	32.38%	230	\$56.82	\$57.32	\$0.50	0.88%	8
9	250 to 300 kWh	77	8.15%	40.53%	276	\$68.00	\$68.60	\$0.60	0.88%	9
10	300 to 350 kWh	60	6.35%	46.88%	328	\$81.50	\$82.22	\$0.72	0.88%	10
11	350 to 400 kWh	69	7.30%	54.18%	372	\$93.29	\$94.11	\$0.82	0.88%	11
12	400 to 450 kWh	59	6.24%	60.42%	425	\$109.42	\$110.38	\$0.96	0.87%	12
13	450 to 500 kWh	70	7.41%	67.83%	475	\$122.80	\$123.87	\$1.07	0.87%	13
14	500 to 550 kWh	48	5.08%	72.91%	525	\$140.61	\$141.83	\$1.22	0.87%	14
15	550 to 600 kWh	38	4.02%	76.93%	572	\$150.03	\$151.34	\$1.31	0.88%	15
16	600 to 650 kWh	32	3.39%	80.31%	626	\$169.40	\$170.87	\$1.47	0.87%	16
17	650 to 700 kWh	32	3.39%	83.70%	672	\$187.32	\$188.94	\$1.62	0.86%	17
18	700 to 800 kWh	53	5.61%	89.31%	747	\$210.82	\$212.64	\$1.82	0.86%	18
19	800 to 900 kWh	32	3.39%	92.69%	850	\$249.42	\$251.59	\$2.17	0.87%	19
20	900 to 1000 kWh	24	2.54%	95.23%	950	\$287.07	\$289.54	\$2.47	0.86%	20
21	1000 to 1500 kWh	44	4.66%	99.89%	1143	\$359.52	\$362.64	\$3.12	0.87%	21
22	1500 to 2000 kWh	1	0.11%	100.00%	1530	\$518.74	\$523.29	\$4.55	0.88%	22
23	2000 to 3000 kWh	0	0.00%	100.00%	0	\$0.00	\$0.00	\$0.00	0.00%	23
24	> 3000 kWh	0	0.00%	100.00%	0	\$0.00	\$0.00	\$0.00	0.00%	24
25	TOTAL	945	100.00%	100.00%	420	\$115.23	\$116.22	\$0.99	0.87%	25

Note: DR w/ HUC reflects SDG&E’s residential tiered rate schedule (Schedule DR) effective November 1, 2018 (AL 3290-E). DR w/o HUC is SDG&E’s proposal to eliminate the HUC Charge.

Declaration of Cynthia Fang  
November 30, 2018

APPENDIX C – ATTACHMENT B  
ILLUSTRATIVE CUSTOMERS WITH NO HUC USAGE DURING THE 12-MONTH PERIOD  
SAN DIEGO GAS AND ELECTRIC COMPANY  
PETITION FOR MODIFICATION OF D.15-07-001 AND D.17-07-006

**Typical Monthly Residential Energy Charges at DR w/ HUC and DR w/o HUC  
Inland Customers  
CARE, Summer, Basic**

Line No.	Energy kWh	Number of Customers	% of Customers	% of Customers Cumulative	Avg kWh for the Range	DR w/ HUC (\$)	DR w/o HUC (\$)	CHANGE (\$)	CHANGE (%)	Line No.
1	< 25 kWh	33	0.05%	0.05%	11	\$5.53	\$5.53	\$0.00	0.08%	1
2	25 to 50 kWh	76	0.12%	0.17%	41	\$7.39	\$7.45	\$0.06	0.68%	2
3	50 to 75 kWh	231	0.35%	0.52%	65	\$11.20	\$11.29	\$0.09	0.79%	3
4	75 to 100 kWh	624	0.95%	1.47%	89	\$15.15	\$15.28	\$0.13	0.80%	4
5	100 to 125 kWh	1104	1.69%	3.16%	114	\$19.13	\$19.28	\$0.15	0.81%	5
6	125 to 150 kWh	1537	2.35%	5.51%	138	\$23.27	\$23.46	\$0.19	0.81%	6
7	150 to 200 kWh	4200	6.42%	11.92%	177	\$29.71	\$29.95	\$0.24	0.81%	7
8	200 to 250 kWh	5439	8.31%	20.23%	226	\$38.04	\$38.35	\$0.31	0.81%	8
9	250 to 300 kWh	6125	9.36%	29.59%	275	\$46.49	\$46.87	\$0.38	0.81%	9
10	300 to 350 kWh	6220	9.50%	39.09%	325	\$55.73	\$56.18	\$0.45	0.81%	10
11	350 to 400 kWh	6057	9.25%	48.34%	375	\$66.04	\$66.57	\$0.53	0.81%	11
12	400 to 450 kWh	5922	9.05%	57.39%	425	\$77.85	\$78.47	\$0.62	0.81%	12
13	450 to 500 kWh	5191	7.93%	65.32%	475	\$90.92	\$91.65	\$0.73	0.80%	13
14	500 to 550 kWh	4585	7.00%	72.32%	524	\$104.60	\$105.44	\$0.84	0.80%	14
15	550 to 600 kWh	4051	6.19%	78.51%	574	\$118.68	\$119.63	\$0.95	0.80%	15
16	600 to 650 kWh	3438	5.25%	83.76%	624	\$133.06	\$134.13	\$1.07	0.80%	16
17	650 to 700 kWh	2873	4.39%	88.15%	674	\$147.72	\$148.90	\$1.18	0.80%	17
18	700 to 800 kWh	4229	6.46%	94.61%	745	\$168.53	\$169.87	\$1.34	0.80%	18
19	800 to 900 kWh	2284	3.49%	98.10%	845	\$197.71	\$199.28	\$1.57	0.80%	19
20	900 to 1000 kWh	989	1.51%	99.61%	939	\$226.24	\$228.04	\$1.80	0.80%	20
21	1000 to 1500 kWh	255	0.39%	100.00%	1045	\$258.49	\$260.54	\$2.05	0.80%	21
22	1500 to 2000 kWh	0	0.00%	100.00%	0	\$0.00	\$0.00	\$0.00	0.00%	22
23	2000 to 3000 kWh	0	0.00%	100.00%	0	\$0.00	\$0.00	\$0.00	0.00%	23
24	> 3000 kWh	0	0.00%	100.00%	0	\$0.00	\$0.00	\$0.00	0.00%	24
25	TOTAL	65463	100.00%	100.00%	434	\$86.49	\$87.18	\$0.69	0.80%	25

Note: DR w/ HUC reflects SDG&E’s residential tiered rate schedule (Schedule DR) effective November 1, 2018 (AL 3290-E). DR w/o HUC is SDG&E’s proposal to eliminate the HUC Charge.

Declaration of Cynthia Fang  
November 30, 2018

APPENDIX C – ATTACHMENT B  
ILLUSTRATIVE CUSTOMERS WITH NO HUC USAGE DURING THE 12-MONTH PERIOD  
SAN DIEGO GAS AND ELECTRIC COMPANY  
PETITION FOR MODIFICATION OF D.15-07-001 AND D.17-07-006

**Typical Monthly Residential Energy Charges at DR w/ HUC and DR w/o HUC  
Inland Customers  
CARE, Summer, All Electric**

Line										Line
No.	Energy kWh	Number of Customers	% of Customers	% of Customers Cumulative	Avg kWh for the Range	DR w/ HUC (\$)	DR w/o HUC (\$)	CHANGE (\$)	CHANGE (%)	No.
1	< 25 kWh	5	0.01%	0.01%	7	\$5.02	\$5.02	\$0.00	0.00%	1
2	25 to 50 kWh	27	0.07%	0.08%	41	\$7.35	\$7.41	\$0.06	0.72%	2
3	50 to 75 kWh	116	0.30%	0.38%	65	\$11.11	\$11.20	\$0.09	0.79%	3
4	75 to 100 kWh	326	0.84%	1.22%	89	\$15.13	\$15.25	\$0.12	0.80%	4
5	100 to 125 kWh	565	1.45%	2.67%	114	\$19.19	\$19.35	\$0.16	0.81%	5
6	125 to 150 kWh	925	2.37%	5.04%	138	\$23.28	\$23.47	\$0.19	0.81%	6
7	150 to 200 kWh	2897	7.44%	12.48%	176	\$29.66	\$29.90	\$0.24	0.81%	7
8	200 to 250 kWh	3791	9.73%	22.21%	226	\$38.04	\$38.35	\$0.31	0.81%	8
9	250 to 300 kWh	4240	10.88%	33.09%	275	\$46.69	\$47.07	\$0.38	0.81%	9
10	300 to 350 kWh	4196	10.77%	43.86%	325	\$56.07	\$56.53	\$0.46	0.81%	10
11	350 to 400 kWh	4038	10.36%	54.22%	375	\$66.86	\$67.40	\$0.54	0.81%	11
12	400 to 450 kWh	3752	9.63%	63.85%	425	\$78.88	\$79.52	\$0.64	0.81%	12
13	450 to 500 kWh	3130	8.03%	71.89%	474	\$92.21	\$92.95	\$0.74	0.81%	13
14	500 to 550 kWh	2693	6.91%	78.80%	524	\$105.79	\$106.64	\$0.85	0.80%	14
15	550 to 600 kWh	2033	5.22%	84.02%	574	\$119.99	\$120.95	\$0.96	0.80%	15
16	600 to 650 kWh	1778	4.56%	88.58%	624	\$134.74	\$135.82	\$1.08	0.80%	16
17	650 to 700 kWh	1320	3.39%	91.97%	674	\$149.25	\$150.44	\$1.19	0.80%	17
18	700 to 800 kWh	1772	4.55%	96.52%	746	\$170.15	\$171.51	\$1.36	0.80%	18
19	800 to 900 kWh	848	2.18%	98.70%	843	\$199.28	\$200.87	\$1.59	0.80%	19
20	900 to 1000 kWh	386	0.99%	99.69%	943	\$228.66	\$230.48	\$1.82	0.80%	20
21	1000 to 1500 kWh	121	0.31%	100.00%	1043	\$257.74	\$259.80	\$2.06	0.80%	21
22	1500 to 2000 kWh	1	0.00%	100.00%	1855	\$328.96	\$331.66	\$2.70	0.82%	22
23	2000 to 3000 kWh	0	0.00%	100.00%	0	\$0.00	\$0.00	\$0.00	0.00%	23
24	> 3000 kWh	0	0.00%	100.00%	0	\$0.00	\$0.00	\$0.00	0.00%	24
25	TOTAL	38960	100.00%	100.00%	406	\$79.89	\$80.53	\$0.64	0.80%	25

Note: DR w/ HUC reflects SDG&E’s residential tiered rate schedule (Schedule DR) effective November 1, 2018 (AL 3290-E). DR w/o HUC is SDG&E’s proposal to eliminate the HUC Charge.

Declaration of Cynthia Fang  
November 30, 2018

APPENDIX C – ATTACHMENT B  
ILLUSTRATIVE CUSTOMERS WITH NO HUC USAGE DURING THE 12-MONTH PERIOD  
SAN DIEGO GAS AND ELECTRIC COMPANY  
PETITION FOR MODIFICATION OF D.15-07-001 AND D.17-07-006

**Typical Monthly Residential Energy Charges at DR w/ HUC and DR w/o HUC  
Inland Customers  
CARE, Winter, Basic**

Line No.	Energy kWh	Number of Customers	% of Customers	% of Customers Cumulative	Avg kWh for the Range	DR w/ HUC (\$)	DR w/o HUC (\$)	CHANGE (\$)	CHANGE (%)	Line No.
1	< 25 kWh	73	0.11%	0.11%	13	\$6.07	\$6.08	\$0.01	0.17%	1
2	25 to 50 kWh	183	0.28%	0.39%	40	\$6.45	\$6.49	\$0.04	0.66%	2
3	50 to 75 kWh	673	1.03%	1.42%	65	\$9.35	\$9.44	\$0.09	0.93%	3
4	75 to 100 kWh	1500	2.29%	3.71%	88	\$12.65	\$12.77	\$0.12	0.94%	4
5	100 to 125 kWh	2338	3.57%	7.28%	113	\$16.12	\$16.27	\$0.15	0.96%	5
6	125 to 150 kWh	3237	4.95%	12.23%	138	\$19.58	\$19.76	\$0.18	0.96%	6
7	150 to 200 kWh	7939	12.13%	24.35%	176	\$24.95	\$25.19	\$0.24	0.96%	7
8	200 to 250 kWh	9234	14.11%	38.46%	225	\$31.90	\$32.21	\$0.31	0.96%	8
9	250 to 300 kWh	8721	13.32%	51.78%	275	\$39.03	\$39.40	\$0.37	0.96%	9
10	300 to 350 kWh	7814	11.94%	63.72%	324	\$46.51	\$46.95	\$0.44	0.96%	10
11	350 to 400 kWh	6471	9.89%	73.60%	374	\$55.20	\$55.73	\$0.53	0.95%	11
12	400 to 450 kWh	5020	7.67%	81.27%	424	\$66.04	\$66.67	\$0.63	0.95%	12
13	450 to 500 kWh	3821	5.84%	87.11%	474	\$78.08	\$78.82	\$0.74	0.95%	13
14	500 to 550 kWh	2735	4.18%	91.29%	524	\$90.30	\$91.16	\$0.86	0.95%	14
15	550 to 600 kWh	1970	3.01%	94.30%	573	\$102.73	\$103.70	\$0.97	0.95%	15
16	600 to 650 kWh	1372	2.10%	96.39%	624	\$115.83	\$116.93	\$1.10	0.95%	16
17	650 to 700 kWh	888	1.36%	97.75%	673	\$128.23	\$129.45	\$1.22	0.95%	17
18	700 to 800 kWh	962	1.47%	99.22%	743	\$145.63	\$147.01	\$1.38	0.95%	18
19	800 to 900 kWh	378	0.58%	99.80%	841	\$169.58	\$171.19	\$1.61	0.95%	19
20	900 to 1000 kWh	114	0.17%	99.97%	939	\$194.30	\$196.14	\$1.84	0.95%	20
21	1000 to 1500 kWh	20	0.03%	100.00%	1024	\$222.05	\$224.15	\$2.10	0.95%	21
22	1500 to 2000 kWh	0	0.00%	100.00%	0	\$0.00	\$0.00	\$0.00	0.00%	22
23	2000 to 3000 kWh	0	0.00%	100.00%	0	\$0.00	\$0.00	\$0.00	0.00%	23
24	> 3000 kWh	0	0.00%	100.00%	0	\$0.00	\$0.00	\$0.00	0.00%	24
25	TOTAL	65463	100.00%	100.00%	318	\$49.87	\$50.34	\$0.47	0.95%	25

Note: DR w/ HUC reflects SDG&E’s residential tiered rate schedule (Schedule DR) effective November 1, 2018 (AL 3290-E). DR w/o HUC is SDG&E’s proposal to eliminate the HUC Charge.

APPENDIX C – ATTACHMENT B  
ILLUSTRATIVE CUSTOMERS WITH NO HUC USAGE DURING THE 12-MONTH PERIOD  
SAN DIEGO GAS AND ELECTRIC COMPANY  
PETITION FOR MODIFICATION OF D.15-07-001 AND D.17-07-006

**Typical Monthly Residential Energy Charges at DR w/ HUC and DR w/o HUC  
Inland Customers  
CARE, Winter, All Electric**

Line										Line
No.	Energy kWh	Number of Customers	% of Customers	% of Customers Cumulative	Avg kWh for the Range	DR w/ HUC (\$)	DR w/o HUC (\$)	CHANGE (\$)	CHANGE (%)	No.
1	< 25 kWh	15	0.04%	0.04%	13	\$5.29	\$5.30	\$0.01	0.14%	1
2	25 to 50 kWh	77	0.20%	0.24%	42	\$6.52	\$6.57	\$0.05	0.73%	2
3	50 to 75 kWh	270	0.69%	0.93%	65	\$9.41	\$9.50	\$0.09	0.92%	3
4	75 to 100 kWh	756	1.94%	2.87%	89	\$12.70	\$12.82	\$0.12	0.94%	4
5	100 to 125 kWh	1305	3.35%	6.22%	113	\$16.15	\$16.30	\$0.15	0.96%	5
6	125 to 150 kWh	1961	5.03%	11.25%	139	\$19.69	\$19.88	\$0.19	0.96%	6
7	150 to 200 kWh	5303	13.61%	24.86%	176	\$24.94	\$25.18	\$0.24	0.96%	7
8	200 to 250 kWh	6055	15.54%	40.41%	225	\$31.88	\$32.19	\$0.31	0.96%	8
9	250 to 300 kWh	5601	14.38%	54.78%	274	\$38.90	\$39.28	\$0.38	0.96%	9
10	300 to 350 kWh	4517	11.59%	66.38%	324	\$45.78	\$46.22	\$0.44	0.96%	10
11	350 to 400 kWh	3632	9.32%	75.70%	374	\$52.98	\$53.49	\$0.51	0.96%	11
12	400 to 450 kWh	2536	6.51%	82.21%	424	\$60.05	\$60.63	\$0.58	0.96%	12
13	450 to 500 kWh	1847	4.74%	86.95%	474	\$67.34	\$67.98	\$0.64	0.96%	13
14	500 to 550 kWh	1316	3.38%	90.33%	523	\$74.74	\$75.46	\$0.72	0.96%	14
15	550 to 600 kWh	955	2.45%	92.78%	574	\$83.10	\$83.90	\$0.80	0.96%	15
16	600 to 650 kWh	773	1.98%	94.76%	624	\$92.66	\$93.55	\$0.89	0.96%	16
17	650 to 700 kWh	530	1.36%	96.12%	674	\$103.58	\$104.57	\$0.99	0.96%	17
18	700 to 800 kWh	713	1.83%	97.95%	745	\$120.30	\$121.45	\$1.15	0.96%	18
19	800 to 900 kWh	389	1.00%	98.95%	842	\$144.06	\$145.44	\$1.38	0.95%	19
20	900 to 1000 kWh	199	0.51%	99.46%	946	\$169.96	\$171.58	\$1.62	0.95%	20
21	1000 to 1500 kWh	209	0.54%	100.00%	1112	\$211.25	\$213.25	\$2.00	0.95%	21
22	1500 to 2000 kWh	1	0.00%	100.00%	1525	\$314.21	\$317.19	\$2.98	0.95%	22
23	2000 to 3000 kWh	0	0.00%	100.00%	0	\$0.00	\$0.00	\$0.00	0.00%	23
24	> 3000 kWh	0	0.00%	100.00%	0	\$0.00	\$0.00	\$0.00	0.00%	24
25	TOTAL	38960	100.00%	100.00%	320	\$46.61	\$47.05	\$0.44	0.96%	25

Note: DR w/ HUC reflects SDG&E’s residential tiered rate schedule (Schedule DR) effective November 1, 2018 (AL 3290-E). DR w/o HUC is SDG&E’s proposal to eliminate the HUC Charge.

Declaration of Cynthia Fang  
November 30, 2018



APPENDIX C – ATTACHMENT B  
ILLUSTRATIVE CUSTOMERS WITH NO HUC USAGE DURING THE 12-MONTH PERIOD  
SAN DIEGO GAS AND ELECTRIC COMPANY  
PETITION FOR MODIFICATION OF D.15-07-001 AND D.17-07-006

**Typical Monthly Residential Energy Charges at DR w/ HUC and DR w/o HUC  
Inland Customers  
CARE, Annual, Basic**

Line										Line
No.	Energy kWh	Number of Customers	% of Customers	% of Customers Cumulative	Avg kWh for the Range	DR w/ HUC (\$)	DR w/o HUC (\$)	CHANGE (\$)	CHANGE (%)	No.
1	< 25 kWh	39	0.06%	0.06%	12	\$5.61	\$5.61	\$0.00	0.11%	1
2	25 to 50 kWh	85	0.13%	0.19%	40	\$6.99	\$7.03	\$0.04	0.60%	2
3	50 to 75 kWh	331	0.51%	0.70%	65	\$10.30	\$10.39	\$0.09	0.85%	3
4	75 to 100 kWh	829	1.27%	1.96%	89	\$13.87	\$13.99	\$0.12	0.87%	4
5	100 to 125 kWh	1484	2.27%	4.23%	113	\$17.56	\$17.71	\$0.15	0.88%	5
6	125 to 150 kWh	2030	3.10%	7.33%	138	\$21.42	\$21.60	\$0.18	0.88%	6
7	150 to 200 kWh	5826	8.90%	16.23%	176	\$27.35	\$27.59	\$0.24	0.88%	7
8	200 to 250 kWh	7195	10.99%	27.22%	226	\$35.30	\$35.61	\$0.31	0.88%	8
9	250 to 300 kWh	7915	12.09%	39.31%	275	\$43.64	\$44.03	\$0.39	0.87%	9
10	300 to 350 kWh	7643	11.68%	50.99%	325	\$52.83	\$53.29	\$0.46	0.87%	10
11	350 to 400 kWh	7147	10.92%	61.91%	374	\$62.57	\$63.11	\$0.54	0.87%	11
12	400 to 450 kWh	6125	9.36%	71.26%	424	\$73.40	\$74.04	\$0.64	0.87%	12
13	450 to 500 kWh	5127	7.83%	79.09%	474	\$85.56	\$86.30	\$0.74	0.87%	13
14	500 to 550 kWh	4159	6.35%	85.45%	524	\$98.22	\$99.07	\$0.85	0.87%	14
15	550 to 600 kWh	3169	4.84%	90.29%	574	\$111.37	\$112.34	\$0.97	0.87%	15
16	600 to 650 kWh	2291	3.50%	93.79%	624	\$124.54	\$125.62	\$1.08	0.87%	16
17	650 to 700 kWh	1602	2.45%	96.23%	673	\$137.86	\$139.05	\$1.19	0.87%	17
18	700 to 800 kWh	1675	2.56%	98.79%	742	\$156.57	\$157.93	\$1.36	0.87%	18
19	800 to 900 kWh	594	0.91%	99.70%	840	\$182.19	\$183.78	\$1.59	0.87%	19
20	900 to 1000 kWh	168	0.26%	99.96%	940	\$209.38	\$211.21	\$1.83	0.87%	20
21	1000 to 1500 kWh	29	0.04%	100.00%	1029	\$237.29	\$239.37	\$2.08	0.87%	21
22	1500 to 2000 kWh	0	0.00%	100.00%	0	\$0.00	\$0.00	\$0.00	0.00%	22
23	2000 to 3000 kWh	0	0.00%	100.00%	0	\$0.00	\$0.00	\$0.00	0.00%	23
24	> 3000 kWh	0	0.00%	100.00%	0	\$0.00	\$0.00	\$0.00	0.00%	24
25	TOTAL	65463	100.00%	100.00%	367	\$65.13	\$65.69	\$0.56	0.87%	25

Note: DR w/ HUC reflects SDG&E’s residential tiered rate schedule (Schedule DR) effective November 1, 2018 (AL 3290-E). DR w/o HUC is SDG&E’s proposal to eliminate the HUC Charge.

APPENDIX C – ATTACHMENT B  
ILLUSTRATIVE CUSTOMERS WITH NO HUC USAGE DURING THE 12-MONTH PERIOD  
SAN DIEGO GAS AND ELECTRIC COMPANY  
PETITION FOR MODIFICATION OF D.15-07-001 AND D.17-07-006

**Typical Monthly Residential Energy Charges at DR w/ HUC and DR w/o HUC  
Inland Customers  
CARE, Annual, All Electric**

Line										Line
No.	Energy kWh	Number of Customers	% of Customers	% of Customers Cumulative	Avg kWh for the Range	DR w/ HUC (\$)	DR w/o HUC (\$)	CHANGE (\$)	CHANGE (%)	No.
1	< 25 kWh	7	0.02%	0.02%	14	\$5.80	\$5.81	\$0.01	0.22%	1
2	25 to 50 kWh	30	0.08%	0.10%	43	\$7.02	\$7.07	\$0.05	0.74%	2
3	50 to 75 kWh	147	0.38%	0.47%	65	\$10.30	\$10.39	\$0.09	0.86%	3
4	75 to 100 kWh	392	1.01%	1.48%	90	\$13.95	\$14.07	\$0.12	0.87%	4
5	100 to 125 kWh	764	1.96%	3.44%	114	\$17.75	\$17.90	\$0.15	0.88%	5
6	125 to 150 kWh	1194	3.07%	6.50%	138	\$21.51	\$21.70	\$0.19	0.88%	6
7	150 to 200 kWh	3896	10.00%	16.50%	177	\$27.48	\$27.72	\$0.24	0.88%	7
8	200 to 250 kWh	4957	12.72%	29.23%	226	\$35.22	\$35.53	\$0.31	0.88%	8
9	250 to 300 kWh	5425	13.93%	43.15%	275	\$43.53	\$43.91	\$0.38	0.88%	9
10	300 to 350 kWh	4978	12.78%	55.93%	325	\$52.57	\$53.03	\$0.46	0.87%	10
11	350 to 400 kWh	4272	10.97%	66.89%	374	\$61.87	\$62.41	\$0.54	0.87%	11
12	400 to 450 kWh	3364	8.63%	75.53%	424	\$71.94	\$72.57	\$0.63	0.87%	12
13	450 to 500 kWh	2670	6.85%	82.38%	474	\$81.94	\$82.66	\$0.72	0.87%	13
14	500 to 550 kWh	1983	5.09%	87.47%	524	\$92.45	\$93.25	\$0.80	0.87%	14
15	550 to 600 kWh	1467	3.77%	91.24%	573	\$102.58	\$103.47	\$0.89	0.87%	15
16	600 to 650 kWh	1081	2.78%	94.01%	624	\$113.24	\$114.23	\$0.99	0.87%	16
17	650 to 700 kWh	701	1.80%	95.81%	673	\$124.57	\$125.65	\$1.08	0.87%	17
18	700 to 800 kWh	902	2.32%	98.13%	744	\$141.54	\$142.78	\$1.24	0.87%	18
19	800 to 900 kWh	422	1.08%	99.21%	841	\$166.48	\$167.94	\$1.46	0.88%	19
20	900 to 1000 kWh	186	0.48%	99.69%	944	\$192.42	\$194.12	\$1.70	0.88%	20
21	1000 to 1500 kWh	122	0.31%	100.00%	1076	\$227.51	\$229.52	\$2.01	0.88%	21
22	1500 to 2000 kWh	0	0.00%	100.00%	0	\$0.00	\$0.00	\$0.00	0.00%	22
23	2000 to 3000 kWh	0	0.00%	100.00%	0	\$0.00	\$0.00	\$0.00	0.00%	23
24	> 3000 kWh	0	0.00%	100.00%	0	\$0.00	\$0.00	\$0.00	0.00%	24
25	TOTAL	38960	100.00%	100.00%	356	\$60.48	\$61.00	\$0.52	0.87%	25

Note: DR w/ HUC reflects SDG&E’s residential tiered rate schedule (Schedule DR) effective November 1, 2018 (AL 3290-E). DR w/o HUC is SDG&E’s proposal to eliminate the HUC Charge.

Declaration of Cynthia Fang  
November 30, 2018

APPENDIX C – ATTACHMENT B  
ILLUSTRATIVE CUSTOMERS WITH NO HUC USAGE DURING THE 12-MONTH PERIOD  
SAN DIEGO GAS AND ELECTRIC COMPANY  
PETITION FOR MODIFICATION OF D.15-07-001 AND D.17-07-006

**Typical Monthly Residential Energy Charges at DR w/ HUC and DR w/o HUC  
Inland Customers  
Non-CARE, Summer, Basic**

Line										Line
No.	Energy kWh	Number of Customers	% of Customers	% of Customers Cumulative	Avg kWh for the Range	DR w/ HUC (\$)	DR w/o HUC (\$)	CHANGE (\$)	CHANGE (%)	No.
1	< 25 kWh	3263	1.85%	1.85%	8	\$10.18	\$10.18	\$0.00	0.02%	1
2	25 to 50 kWh	2060	1.17%	3.02%	38	\$11.68	\$11.74	\$0.06	0.48%	2
3	50 to 75 kWh	1957	1.11%	4.13%	63	\$17.35	\$17.49	\$0.14	0.78%	3
4	75 to 100 kWh	2103	1.19%	5.32%	88	\$24.06	\$24.25	\$0.19	0.80%	4
5	100 to 125 kWh	2500	1.42%	6.74%	113	\$30.81	\$31.05	\$0.24	0.80%	5
6	125 to 150 kWh	2900	1.65%	8.39%	138	\$37.41	\$37.71	\$0.30	0.80%	6
7	150 to 200 kWh	7508	4.26%	12.65%	176	\$47.78	\$48.17	\$0.39	0.80%	7
8	200 to 250 kWh	9857	5.59%	18.24%	226	\$61.38	\$61.88	\$0.50	0.80%	8
9	250 to 300 kWh	11730	6.65%	24.89%	275	\$75.20	\$75.81	\$0.61	0.81%	9
10	300 to 350 kWh	13292	7.54%	32.43%	325	\$90.08	\$90.80	\$0.72	0.80%	10
11	350 to 400 kWh	14114	8.01%	40.44%	375	\$106.77	\$107.63	\$0.86	0.80%	11
12	400 to 450 kWh	14351	8.14%	48.58%	425	\$125.65	\$126.65	\$1.00	0.80%	12
13	450 to 500 kWh	13991	7.94%	56.51%	475	\$146.25	\$147.42	\$1.17	0.80%	13
14	500 to 550 kWh	13119	7.44%	63.95%	525	\$167.95	\$169.30	\$1.35	0.80%	14
15	550 to 600 kWh	12222	6.93%	70.89%	574	\$190.19	\$191.72	\$1.53	0.80%	15
16	600 to 650 kWh	11031	6.26%	77.14%	625	\$212.95	\$214.66	\$1.71	0.80%	16
17	650 to 700 kWh	9738	5.52%	82.67%	674	\$235.71	\$237.61	\$1.90	0.80%	17
18	700 to 800 kWh	15191	8.62%	91.29%	747	\$269.49	\$271.65	\$2.16	0.80%	18
19	800 to 900 kWh	9896	5.61%	96.90%	845	\$315.36	\$317.89	\$2.53	0.80%	19
20	900 to 1000 kWh	4337	2.46%	99.36%	941	\$360.37	\$363.26	\$2.89	0.80%	20
21	1000 to 1500 kWh	1128	0.64%	100.00%	1045	\$406.23	\$409.49	\$3.26	0.80%	21
22	1500 to 2000 kWh	5	0.00%	100.00%	1695	\$425.21	\$428.63	\$3.42	0.81%	22
23	2000 to 3000 kWh	1	0.00%	100.00%	2348	\$558.38	\$562.86	\$4.48	0.80%	23
24	> 3000 kWh	0	0.00%	100.00%	0	\$0.00	\$0.00	\$0.00	0.00%	24
25	TOTAL	176294	100.00%	100.00%	468	\$153.93	\$155.17	\$1.24	0.80%	25

Note: DR w/ HUC reflects SDG&E’s residential tiered rate schedule (Schedule DR) effective November 1, 2018 (AL 3290-E). DR w/o HUC is SDG&E’s proposal to eliminate the HUC Charge.

Declaration of Cynthia Fang  
November 30, 2018

APPENDIX C – ATTACHMENT B  
ILLUSTRATIVE CUSTOMERS WITH NO HUC USAGE DURING THE 12-MONTH PERIOD  
SAN DIEGO GAS AND ELECTRIC COMPANY  
PETITION FOR MODIFICATION OF D.15-07-001 AND D.17-07-006

**Typical Monthly Residential Energy Charges at DR w/ HUC and DR w/o HUC  
Inland Customers  
Non-CARE, Summer, All Electric**

Line										Line
No.	Energy kWh	Number of Customers	% of Customers	% of Customers Cumulative	Avg kWh for the Range	DR w/ HUC (\$)	DR w/o HUC (\$)	CHANGE (\$)	CHANGE (%)	No.
1	< 25 kWh	199	0.38%	0.38%	5	\$10.53	\$10.53	\$0.00	0.05%	1
2	25 to 50 kWh	135	0.26%	0.64%	39	\$12.59	\$12.66	\$0.07	0.52%	2
3	50 to 75 kWh	229	0.44%	1.07%	64	\$17.82	\$17.95	\$0.13	0.75%	3
4	75 to 100 kWh	476	0.91%	1.98%	89	\$24.47	\$24.67	\$0.20	0.78%	4
5	100 to 125 kWh	951	1.81%	3.79%	113	\$30.94	\$31.19	\$0.25	0.80%	5
6	125 to 150 kWh	1404	2.67%	6.46%	138	\$37.49	\$37.79	\$0.30	0.80%	6
7	150 to 200 kWh	4115	7.83%	14.28%	177	\$47.89	\$48.27	\$0.38	0.80%	7
8	200 to 250 kWh	5421	10.31%	24.59%	225	\$61.24	\$61.73	\$0.49	0.81%	8
9	250 to 300 kWh	5784	11.00%	35.59%	276	\$75.58	\$76.19	\$0.61	0.81%	9
10	300 to 350 kWh	5727	10.89%	46.48%	325	\$90.99	\$91.73	\$0.74	0.81%	10
11	350 to 400 kWh	5205	9.90%	56.38%	375	\$108.01	\$108.88	\$0.87	0.81%	11
12	400 to 450 kWh	4592	8.73%	65.12%	424	\$127.18	\$128.20	\$1.02	0.81%	12
13	450 to 500 kWh	3878	7.38%	72.49%	474	\$147.65	\$148.84	\$1.19	0.81%	13
14	500 to 550 kWh	3291	6.26%	78.75%	524	\$169.71	\$171.07	\$1.36	0.80%	14
15	550 to 600 kWh	2537	4.83%	83.58%	574	\$191.78	\$193.32	\$1.54	0.80%	15
16	600 to 650 kWh	2049	3.90%	87.48%	624	\$214.58	\$216.31	\$1.73	0.80%	16
17	650 to 700 kWh	1661	3.16%	90.63%	674	\$237.56	\$239.47	\$1.91	0.80%	17
18	700 to 800 kWh	2385	4.54%	95.17%	746	\$270.68	\$272.85	\$2.17	0.80%	18
19	800 to 900 kWh	1505	2.86%	98.03%	844	\$316.88	\$319.42	\$2.54	0.80%	19
20	900 to 1000 kWh	771	1.47%	99.50%	943	\$362.97	\$365.89	\$2.92	0.80%	20
21	1000 to 1500 kWh	261	0.50%	99.99%	1048	\$412.04	\$415.35	\$3.31	0.80%	21
22	1500 to 2000 kWh	2	0.00%	100.00%	1797	\$464.39	\$468.13	\$3.74	0.81%	22
23	2000 to 3000 kWh	0	0.00%	100.00%	0	\$0.00	\$0.00	\$0.00	0.00%	23
24	> 3000 kWh	0	0.00%	100.00%	0	\$0.00	\$0.00	\$0.00	0.00%	24
25	TOTAL	52578	100.00%	100.00%	402	\$127.39	\$128.41	\$1.02	0.80%	25

Note: DR w/ HUC reflects SDG&E’s residential tiered rate schedule (Schedule DR) effective November 1, 2018 (AL 3290-E). DR w/o HUC is SDG&E’s proposal to eliminate the HUC Charge.

Declaration of Cynthia Fang  
November 30, 2018

APPENDIX C – ATTACHMENT B  
ILLUSTRATIVE CUSTOMERS WITH NO HUC USAGE DURING THE 12-MONTH PERIOD  
SAN DIEGO GAS AND ELECTRIC COMPANY  
PETITION FOR MODIFICATION OF D.15-07-001 AND D.17-07-006

**Typical Monthly Residential Energy Charges at DR w/ HUC and DR w/o HUC  
Inland Customers  
Non-CARE, Winter, Basic**

Line										Line
No.	Energy kWh	Number of Customers	% of Customers	% of Customers Cumulative	Avg kWh for the Range	DR w/ HUC (\$)	DR w/o HUC (\$)	CHANGE (\$)	CHANGE (%)	No.
1	< 25 kWh	3301	1.87%	1.87%	7	\$10.09	\$10.09	\$0.00	0.02%	1
2	25 to 50 kWh	2096	1.19%	3.06%	38	\$10.71	\$10.74	\$0.03	0.33%	2
3	50 to 75 kWh	2594	1.47%	4.53%	63	\$14.87	\$15.00	\$0.13	0.89%	3
4	75 to 100 kWh	3113	1.77%	6.30%	88	\$20.49	\$20.67	\$0.18	0.93%	4
5	100 to 125 kWh	4080	2.31%	8.61%	113	\$26.16	\$26.40	\$0.24	0.94%	5
6	125 to 150 kWh	5296	3.00%	11.62%	138	\$31.87	\$32.17	\$0.30	0.94%	6
7	150 to 200 kWh	14715	8.35%	19.96%	177	\$40.63	\$41.01	\$0.38	0.94%	7
8	200 to 250 kWh	19287	10.94%	30.90%	226	\$51.96	\$52.45	\$0.49	0.94%	8
9	250 to 300 kWh	22093	12.53%	43.44%	275	\$63.46	\$64.05	\$0.59	0.94%	9
10	300 to 350 kWh	22183	12.58%	56.02%	325	\$75.41	\$76.12	\$0.71	0.94%	10
11	350 to 400 kWh	19762	11.21%	67.23%	374	\$89.26	\$90.10	\$0.84	0.94%	11
12	400 to 450 kWh	16121	9.14%	76.37%	424	\$106.43	\$107.43	\$1.00	0.94%	12
13	450 to 500 kWh	12528	7.11%	83.48%	474	\$125.63	\$126.81	\$1.18	0.94%	13
14	500 to 550 kWh	9317	5.29%	88.76%	524	\$145.32	\$146.69	\$1.37	0.94%	14
15	550 to 600 kWh	6529	3.70%	92.47%	574	\$165.24	\$166.79	\$1.55	0.94%	15
16	600 to 650 kWh	4566	2.59%	95.06%	623	\$185.00	\$186.75	\$1.75	0.94%	16
17	650 to 700 kWh	3135	1.78%	96.83%	674	\$205.15	\$207.09	\$1.94	0.94%	17
18	700 to 800 kWh	3527	2.00%	98.84%	744	\$233.09	\$235.29	\$2.20	0.94%	18
19	800 to 900 kWh	1464	0.83%	99.67%	842	\$271.92	\$274.49	\$2.57	0.95%	19
20	900 to 1000 kWh	476	0.27%	99.94%	942	\$312.42	\$315.38	\$2.96	0.95%	20
21	1000 to 1500 kWh	111	0.06%	100.00%	1044	\$340.11	\$343.33	\$3.22	0.95%	21
22	1500 to 2000 kWh	0	0.00%	100.00%	0	\$0.00	\$0.00	\$0.00	0.00%	22
23	2000 to 3000 kWh	0	0.00%	100.00%	0	\$0.00	\$0.00	\$0.00	0.00%	23
24	> 3000 kWh	0	0.00%	100.00%	0	\$0.00	\$0.00	\$0.00	0.00%	24
25	TOTAL	176294	100.00%	100.00%	341	\$87.86	\$88.69	\$0.83	0.94%	25

Note: DR w/ HUC reflects SDG&E’s residential tiered rate schedule (Schedule DR) effective November 1, 2018 (AL 3290-E). DR w/o HUC is SDG&E’s proposal to eliminate the HUC Charge.

Declaration of Cynthia Fang  
November 30, 2018

APPENDIX C – ATTACHMENT B  
ILLUSTRATIVE CUSTOMERS WITH NO HUC USAGE DURING THE 12-MONTH PERIOD  
SAN DIEGO GAS AND ELECTRIC COMPANY  
PETITION FOR MODIFICATION OF D.15-07-001 AND D.17-07-006

**Typical Monthly Residential Energy Charges at DR w/ HUC and DR w/o HUC  
Inland Customers  
Non-CARE, Winter, All Electric**

Line										Line
No.	Energy kWh	Number of Customers	% of Customers	% of Customers Cumulative	Avg kWh for the Range	DR w/ HUC (\$)	DR w/o HUC (\$)	CHANGE (\$)	CHANGE (%)	No.
1	< 25 kWh	239	0.46%	0.46%	6	\$10.16	\$10.17	\$0.01	0.04%	1
2	25 to 50 kWh	245	0.47%	0.92%	39	\$11.68	\$11.73	\$0.05	0.41%	2
3	50 to 75 kWh	547	1.04%	1.96%	64	\$15.31	\$15.44	\$0.13	0.84%	3
4	75 to 100 kWh	1149	2.19%	4.15%	89	\$20.81	\$21.00	\$0.19	0.91%	4
5	100 to 125 kWh	2074	3.95%	8.09%	113	\$26.23	\$26.47	\$0.24	0.93%	5
6	125 to 150 kWh	2888	5.49%	13.58%	138	\$31.82	\$32.12	\$0.30	0.94%	6
7	150 to 200 kWh	7320	13.92%	27.51%	176	\$40.37	\$40.75	\$0.38	0.94%	7
8	200 to 250 kWh	7463	14.19%	41.70%	225	\$51.52	\$52.00	\$0.48	0.94%	8
9	250 to 300 kWh	6935	13.19%	54.89%	274	\$62.86	\$63.45	\$0.59	0.94%	9
10	300 to 350 kWh	5522	10.50%	65.39%	324	\$74.21	\$74.92	\$0.71	0.94%	10
11	350 to 400 kWh	4219	8.02%	73.42%	374	\$85.72	\$86.53	\$0.81	0.94%	11
12	400 to 450 kWh	3173	6.04%	79.45%	424	\$97.48	\$98.40	\$0.92	0.94%	12
13	450 to 500 kWh	2361	4.49%	83.94%	474	\$109.10	\$110.12	\$1.02	0.94%	13
14	500 to 550 kWh	1844	3.51%	87.45%	524	\$121.91	\$123.06	\$1.15	0.94%	14
15	550 to 600 kWh	1441	2.74%	90.19%	574	\$135.35	\$136.63	\$1.28	0.94%	15
16	600 to 650 kWh	1153	2.19%	92.38%	624	\$150.39	\$151.80	\$1.41	0.94%	16
17	650 to 700 kWh	884	1.68%	94.06%	674	\$167.22	\$168.79	\$1.57	0.94%	17
18	700 to 800 kWh	1347	2.56%	96.63%	747	\$194.66	\$196.50	\$1.84	0.94%	18
19	800 to 900 kWh	820	1.56%	98.19%	846	\$233.02	\$235.21	\$2.19	0.94%	19
20	900 to 1000 kWh	440	0.84%	99.02%	946	\$272.19	\$274.76	\$2.57	0.94%	20
21	1000 to 1500 kWh	511	0.97%	99.99%	1125	\$344.06	\$347.31	\$3.25	0.94%	21
22	1500 to 2000 kWh	3	0.01%	100.00%	1712	\$427.09	\$431.12	\$4.03	0.95%	22
23	2000 to 3000 kWh	0	0.00%	100.00%	0	\$0.00	\$0.00	\$0.00	0.00%	23
24	> 3000 kWh	0	0.00%	100.00%	0	\$0.00	\$0.00	\$0.00	0.00%	24
25	TOTAL	52578	100.00%	100.00%	329	\$78.54	\$79.28	\$0.74	0.94%	25

Note: DR w/ HUC reflects SDG&E’s residential tiered rate schedule (Schedule DR) effective November 1, 2018 (AL 3290-E). DR w/o HUC is SDG&E’s proposal to eliminate the HUC Charge.

Declaration of Cynthia Fang  
November 30, 2018

APPENDIX C – ATTACHMENT B  
ILLUSTRATIVE CUSTOMERS WITH NO HUC USAGE DURING THE 12-MONTH PERIOD  
SAN DIEGO GAS AND ELECTRIC COMPANY  
PETITION FOR MODIFICATION OF D.15-07-001 AND D.17-07-006

**Typical Monthly Residential Energy Charges at DR w/ HUC and DR w/o HUC  
Inland Customers  
Non-CARE, Annual, Basic**

Line No.	Energy kWh	Number of Customers	% of Customers	% of Customers Cumulative	Avg kWh for the Range	DR w/ HUC (\$)	DR w/o HUC (\$)	CHANGE (\$)	CHANGE (%)	Line No.
1	< 25 kWh	3187	1.81%	1.81%	8	\$10.21	\$10.21	\$0.00	0.02%	1
2	25 to 50 kWh	1957	1.11%	2.92%	38	\$11.15	\$11.19	\$0.04	0.39%	2
3	50 to 75 kWh	2110	1.20%	4.12%	63	\$16.00	\$16.13	\$0.13	0.83%	3
4	75 to 100 kWh	2327	1.32%	5.44%	88	\$22.16	\$22.35	\$0.19	0.86%	4
5	100 to 125 kWh	2915	1.65%	7.09%	113	\$28.34	\$28.58	\$0.24	0.87%	5
6	125 to 150 kWh	3529	2.00%	9.09%	138	\$34.61	\$34.91	\$0.30	0.87%	6
7	150 to 200 kWh	9877	5.60%	14.69%	177	\$44.34	\$44.73	\$0.39	0.87%	7
8	200 to 250 kWh	13486	7.65%	22.34%	226	\$57.18	\$57.67	\$0.49	0.87%	8
9	250 to 300 kWh	16503	9.36%	31.70%	276	\$70.69	\$71.31	\$0.62	0.87%	9
10	300 to 350 kWh	18488	10.49%	42.19%	325	\$85.33	\$86.07	\$0.74	0.87%	10
11	350 to 400 kWh	19097	10.83%	53.02%	375	\$101.24	\$102.11	\$0.87	0.86%	11
12	400 to 450 kWh	17914	10.16%	63.18%	425	\$118.78	\$119.81	\$1.03	0.86%	12
13	450 to 500 kWh	16085	9.12%	72.31%	475	\$137.91	\$139.09	\$1.18	0.86%	13
14	500 to 550 kWh	13504	7.66%	79.97%	524	\$158.02	\$159.38	\$1.36	0.86%	14
15	550 to 600 kWh	11060	6.27%	86.24%	574	\$178.89	\$180.43	\$1.54	0.86%	15
16	600 to 650 kWh	8424	4.78%	91.02%	624	\$199.82	\$201.55	\$1.73	0.86%	16
17	650 to 700 kWh	5848	3.32%	94.34%	674	\$221.09	\$223.00	\$1.91	0.87%	17
18	700 to 800 kWh	6632	3.76%	98.10%	742	\$250.09	\$252.27	\$2.18	0.87%	18
19	800 to 900 kWh	2472	1.40%	99.50%	841	\$291.78	\$294.33	\$2.55	0.87%	19
20	900 to 1000 kWh	723	0.41%	99.91%	939	\$332.49	\$335.41	\$2.92	0.88%	20
21	1000 to 1500 kWh	155	0.09%	100.00%	1048	\$363.70	\$366.90	\$3.20	0.88%	21
22	1500 to 2000 kWh	1	0.00%	100.00%	1728	\$379.44	\$382.69	\$3.25	0.86%	22
23	2000 to 3000 kWh	0	0.00%	100.00%	0	\$0.00	\$0.00	\$0.00	0.00%	23
24	> 3000 kWh	0	0.00%	100.00%	0	\$0.00	\$0.00	\$0.00	0.00%	24
25	TOTAL	176294	100.00%	100.00%	394	\$115.39	\$116.39	\$1.00	0.86%	25

Note: DR w/ HUC reflects SDG&E’s residential tiered rate schedule (Schedule DR) effective November 1, 2018 (AL 3290-E). DR w/o HUC is SDG&E’s proposal to eliminate the HUC Charge.

Declaration of Cynthia Fang  
November 30, 2018

APPENDIX C – ATTACHMENT B  
ILLUSTRATIVE CUSTOMERS WITH NO HUC USAGE DURING THE 12-MONTH PERIOD  
SAN DIEGO GAS AND ELECTRIC COMPANY  
PETITION FOR MODIFICATION OF D.15-07-001 AND D.17-07-006

**Typical Monthly Residential Energy Charges at DR w/ HUC and DR w/o HUC  
Inland Customers  
Non-CARE, Annual, All Electric**

Line										Line
No.	Energy kWh	Number of Customers	% of Customers	% of Customers Cumulative	Avg kWh for the Range	DR w/ HUC (\$)	DR w/o HUC (\$)	CHANGE (\$)	CHANGE (%)	No.
1	< 25 kWh	199	0.38%	0.38%	6	\$10.60	\$10.61	\$0.01	0.07%	1
2	25 to 50 kWh	139	0.26%	0.64%	39	\$12.48	\$12.53	\$0.05	0.45%	2
3	50 to 75 kWh	256	0.49%	1.13%	64	\$16.72	\$16.85	\$0.13	0.77%	3
4	75 to 100 kWh	612	1.16%	2.29%	89	\$22.84	\$23.03	\$0.19	0.84%	4
5	100 to 125 kWh	1194	2.27%	4.56%	114	\$28.64	\$28.89	\$0.25	0.86%	5
6	125 to 150 kWh	1796	3.42%	7.98%	138	\$34.67	\$34.97	\$0.30	0.86%	6
7	150 to 200 kWh	5636	10.72%	18.70%	177	\$44.41	\$44.79	\$0.38	0.87%	7
8	200 to 250 kWh	6814	12.96%	31.66%	225	\$56.94	\$57.44	\$0.50	0.87%	8
9	250 to 300 kWh	6889	13.10%	44.76%	275	\$70.44	\$71.05	\$0.61	0.87%	9
10	300 to 350 kWh	6468	12.30%	57.06%	324	\$84.58	\$85.32	\$0.74	0.87%	10
11	350 to 400 kWh	5158	9.81%	66.87%	374	\$99.40	\$100.26	\$0.86	0.87%	11
12	400 to 450 kWh	4138	7.87%	74.74%	424	\$114.94	\$115.93	\$0.99	0.87%	12
13	450 to 500 kWh	3185	6.06%	80.80%	474	\$130.96	\$132.09	\$1.13	0.87%	13
14	500 to 550 kWh	2451	4.66%	85.46%	524	\$147.50	\$148.78	\$1.28	0.87%	14
15	550 to 600 kWh	1789	3.40%	88.87%	574	\$164.06	\$165.48	\$1.42	0.87%	15
16	600 to 650 kWh	1463	2.78%	91.65%	624	\$181.28	\$182.85	\$1.57	0.87%	16
17	650 to 700 kWh	1118	2.13%	93.78%	673	\$199.30	\$201.03	\$1.73	0.87%	17
18	700 to 800 kWh	1599	3.04%	96.82%	746	\$226.86	\$228.84	\$1.98	0.87%	18
19	800 to 900 kWh	901	1.71%	98.53%	846	\$268.17	\$270.51	\$2.34	0.87%	19
20	900 to 1000 kWh	443	0.84%	99.37%	943	\$308.29	\$311.00	\$2.71	0.88%	20
21	1000 to 1500 kWh	329	0.63%	100.00%	1085	\$366.23	\$369.47	\$3.24	0.88%	21
22	1500 to 2000 kWh	1	0.00%	100.00%	1908	\$444.52	\$448.44	\$3.92	0.88%	22
23	2000 to 3000 kWh	0	0.00%	100.00%	0	\$0.00	\$0.00	\$0.00	0.00%	23
24	> 3000 kWh	0	0.00%	100.00%	0	\$0.00	\$0.00	\$0.00	0.00%	24
25	TOTAL	52578	100.00%	100.00%	359	\$98.89	\$99.75	\$0.86	0.87%	25

Note: DR w/ HUC reflects SDG&E’s residential tiered rate schedule (Schedule DR) effective November 1, 2018 (AL 3290-E). DR w/o HUC is SDG&E’s proposal to eliminate the HUC Charge.

Declaration of Cynthia Fang  
November 30, 2018



APPENDIX C – ATTACHMENT B  
ILLUSTRATIVE CUSTOMERS WITH NO HUC USAGE DURING THE 12-MONTH PERIOD  
SAN DIEGO GAS AND ELECTRIC COMPANY  
PETITION FOR MODIFICATION OF D.15-07-001 AND D.17-07-006

**Typical Monthly Residential Energy Charges at DR w/ HUC and DR w/o HUC  
Mountain Customers  
CARE, Summer, Basic**

Line										Line
No.	Energy kWh	Number of Customers	% of Customers	% of Customers Cumulative	Avg kWh for the Range	DR w/ HUC (\$)	DR w/o HUC (\$)	CHANGE (\$)	CHANGE (%)	No.
1	< 25 kWh	21	2.35%	2.35%	10	\$5.31	\$5.32	\$0.01	0.03%	1
2	25 to 50 kWh	9	1.01%	3.35%	36	\$6.42	\$6.46	\$0.04	0.55%	2
3	50 to 75 kWh	8	0.89%	4.25%	66	\$11.51	\$11.60	\$0.09	0.78%	3
4	75 to 100 kWh	4	0.45%	4.69%	91	\$15.20	\$15.32	\$0.12	0.80%	4
5	100 to 125 kWh	12	1.34%	6.03%	112	\$18.80	\$18.95	\$0.15	0.81%	5
6	125 to 150 kWh	10	1.12%	7.15%	135	\$22.59	\$22.78	\$0.19	0.81%	6
7	150 to 200 kWh	29	3.24%	10.39%	177	\$30.23	\$30.48	\$0.25	0.81%	7
8	200 to 250 kWh	31	3.46%	13.86%	222	\$37.95	\$38.26	\$0.31	0.81%	8
9	250 to 300 kWh	43	4.80%	18.66%	278	\$46.53	\$46.90	\$0.37	0.81%	9
10	300 to 350 kWh	53	5.92%	24.58%	326	\$54.64	\$55.08	\$0.44	0.81%	10
11	350 to 400 kWh	65	7.26%	31.84%	372	\$64.15	\$64.67	\$0.52	0.81%	11
12	400 to 450 kWh	57	6.37%	38.21%	424	\$71.97	\$72.56	\$0.59	0.81%	12
13	450 to 500 kWh	58	6.48%	44.69%	477	\$84.47	\$85.15	\$0.68	0.81%	13
14	500 to 550 kWh	57	6.37%	51.06%	527	\$95.52	\$96.29	\$0.77	0.81%	14
15	550 to 600 kWh	62	6.93%	57.99%	571	\$105.64	\$106.49	\$0.85	0.80%	15
16	600 to 650 kWh	57	6.37%	64.36%	622	\$119.88	\$120.84	\$0.96	0.80%	16
17	650 to 700 kWh	54	6.03%	70.39%	675	\$135.73	\$136.81	\$1.08	0.80%	17
18	700 to 800 kWh	92	10.28%	80.67%	751	\$155.42	\$156.67	\$1.25	0.80%	18
19	800 to 900 kWh	56	6.26%	86.93%	851	\$183.55	\$185.01	\$1.46	0.80%	19
20	900 to 1000 kWh	50	5.59%	92.52%	948	\$211.70	\$213.39	\$1.69	0.80%	20
21	1000 to 1500 kWh	67	7.49%	100.00%	1105	\$261.07	\$263.15	\$2.08	0.80%	21
22	1500 to 2000 kWh	0	0.00%	100.00%	0	\$0.00	\$0.00	\$0.00	0.00%	22
23	2000 to 3000 kWh	0	0.00%	100.00%	0	\$0.00	\$0.00	\$0.00	0.00%	23
24	> 3000 kWh	0	0.00%	100.00%	0	\$0.00	\$0.00	\$0.00	0.00%	24
25	TOTAL	895	100.00%	100.00%	555	\$111.40	\$112.30	\$0.90	0.80%	25

Note: DR w/ HUC reflects SDG&E’s residential tiered rate schedule (Schedule DR) effective November 1, 2018 (AL 3290-E). DR w/o HUC is SDG&E’s proposal to eliminate the HUC Charge.

Declaration of Cynthia Fang  
November 30, 2018

APPENDIX C – ATTACHMENT B  
ILLUSTRATIVE CUSTOMERS WITH NO HUC USAGE DURING THE 12-MONTH PERIOD  
SAN DIEGO GAS AND ELECTRIC COMPANY  
PETITION FOR MODIFICATION OF D.15-07-001 AND D.17-07-006

**Typical Monthly Residential Energy Charges at DR w/ HUC and DR w/o HUC  
Mountain Customers  
CARE, Summer, All Electric**

Line										Line
No.	Energy kWh	Number of Customers	% of Customers	% of Customers Cumulative	Avg kWh for the Range	DR w/ HUC (\$)	DR w/o HUC (\$)	CHANGE (\$)	CHANGE (%)	No.
1	< 25 kWh	4	0.56%	0.56%	6	\$6.55	\$6.56	\$0.01	0.06%	1
2	25 to 50 kWh	2	0.28%	0.83%	41	\$8.50	\$8.55	\$0.05	0.62%	2
3	50 to 75 kWh	1	0.14%	0.97%	57	\$9.61	\$9.68	\$0.07	0.79%	3
4	75 to 100 kWh	4	0.56%	1.53%	88	\$14.82	\$14.94	\$0.12	0.82%	4
5	100 to 125 kWh	2	0.28%	1.80%	109	\$19.06	\$19.20	\$0.14	0.76%	5
6	125 to 150 kWh	5	0.69%	2.50%	137	\$23.00	\$23.19	\$0.19	0.81%	6
7	150 to 200 kWh	12	1.66%	4.16%	178	\$29.95	\$30.19	\$0.24	0.80%	7
8	200 to 250 kWh	17	2.36%	6.52%	225	\$37.70	\$38.01	\$0.31	0.81%	8
9	250 to 300 kWh	31	4.30%	10.82%	270	\$46.20	\$46.57	\$0.37	0.81%	9
10	300 to 350 kWh	45	6.24%	17.06%	324	\$54.33	\$54.77	\$0.44	0.81%	10
11	350 to 400 kWh	50	6.94%	23.99%	375	\$62.91	\$63.42	\$0.51	0.81%	11
12	400 to 450 kWh	37	5.13%	29.13%	422	\$71.01	\$71.58	\$0.57	0.81%	12
13	450 to 500 kWh	50	6.94%	36.06%	475	\$79.90	\$80.54	\$0.64	0.81%	13
14	500 to 550 kWh	45	6.24%	42.30%	525	\$90.47	\$91.20	\$0.73	0.81%	14
15	550 to 600 kWh	36	4.99%	47.30%	571	\$101.09	\$101.91	\$0.82	0.81%	15
16	600 to 650 kWh	42	5.83%	53.12%	626	\$111.61	\$112.51	\$0.90	0.80%	16
17	650 to 700 kWh	34	4.72%	57.84%	676	\$121.70	\$122.68	\$0.98	0.81%	17
18	700 to 800 kWh	82	11.37%	69.21%	750	\$144.50	\$145.67	\$1.17	0.80%	18
19	800 to 900 kWh	62	8.60%	77.81%	849	\$168.84	\$170.19	\$1.35	0.80%	19
20	900 to 1000 kWh	31	4.30%	82.11%	945	\$196.02	\$197.59	\$1.57	0.80%	20
21	1000 to 1500 kWh	120	16.64%	98.75%	1190	\$269.73	\$271.88	\$2.15	0.80%	21
22	1500 to 2000 kWh	9	1.25%	100.00%	1635	\$400.20	\$403.38	\$3.18	0.80%	22
23	2000 to 3000 kWh	0	0.00%	100.00%	0	\$0.00	\$0.00	\$0.00	0.00%	23
24	> 3000 kWh	0	0.00%	100.00%	0	\$0.00	\$0.00	\$0.00	0.00%	24
25	TOTAL	721	100.00%	100.00%	670	\$132.88	\$133.95	\$1.07	0.80%	25

Note: DR w/ HUC reflects SDG&E’s residential tiered rate schedule (Schedule DR) effective November 1, 2018 (AL 3290-E). DR w/o HUC is SDG&E’s proposal to eliminate the HUC Charge.

Declaration of Cynthia Fang  
November 30, 2018

APPENDIX C – ATTACHMENT B  
ILLUSTRATIVE CUSTOMERS WITH NO HUC USAGE DURING THE 12-MONTH PERIOD  
SAN DIEGO GAS AND ELECTRIC COMPANY  
PETITION FOR MODIFICATION OF D.15-07-001 AND D.17-07-006

**Typical Monthly Residential Energy Charges at DR w/ HUC and DR w/o HUC**  
**Mountain Customers**  
**CARE, Winter, Basic**

Line										Line
No.	Energy kWh	Number of Customers	% of Customers	% of Customers Cumulative	Avg kWh for the Range	DR w/ HUC (\$)	DR w/o HUC (\$)	CHANGE (\$)	CHANGE (%)	No.
1	< 25 kWh	22	2.46%	2.46%	9	\$5.30	\$5.30	\$0.00	0.04%	1
2	25 to 50 kWh	13	1.45%	3.91%	37	\$5.91	\$5.95	\$0.04	0.57%	2
3	50 to 75 kWh	11	1.23%	5.14%	66	\$9.96	\$10.04	\$0.08	0.86%	3
4	75 to 100 kWh	11	1.23%	6.37%	88	\$12.51	\$12.63	\$0.12	0.94%	4
5	100 to 125 kWh	6	0.67%	7.04%	112	\$15.83	\$15.99	\$0.16	0.96%	5
6	125 to 150 kWh	10	1.12%	8.16%	137	\$20.49	\$20.68	\$0.19	0.95%	6
7	150 to 200 kWh	32	3.58%	11.73%	175	\$25.39	\$25.63	\$0.24	0.95%	7
8	200 to 250 kWh	37	4.13%	15.87%	223	\$31.47	\$31.77	\$0.30	0.96%	8
9	250 to 300 kWh	62	6.93%	22.79%	276	\$39.36	\$39.74	\$0.38	0.96%	9
10	300 to 350 kWh	73	8.16%	30.95%	327	\$46.50	\$46.94	\$0.44	0.96%	10
11	350 to 400 kWh	82	9.16%	40.11%	377	\$53.99	\$54.50	\$0.51	0.96%	11
12	400 to 450 kWh	96	10.73%	50.84%	425	\$62.83	\$63.43	\$0.60	0.96%	12
13	450 to 500 kWh	69	7.71%	58.55%	478	\$70.16	\$70.83	\$0.67	0.96%	13
14	500 to 550 kWh	74	8.27%	66.81%	523	\$78.05	\$78.79	\$0.74	0.95%	14
15	550 to 600 kWh	63	7.04%	73.85%	577	\$91.45	\$92.32	\$0.87	0.95%	15
16	600 to 650 kWh	44	4.92%	78.77%	625	\$102.62	\$103.59	\$0.97	0.95%	16
17	650 to 700 kWh	50	5.59%	84.36%	678	\$114.87	\$115.96	\$1.09	0.95%	17
18	700 to 800 kWh	52	5.81%	90.17%	749	\$135.45	\$136.74	\$1.29	0.95%	18
19	800 to 900 kWh	40	4.47%	94.63%	846	\$156.72	\$158.21	\$1.49	0.95%	19
20	900 to 1000 kWh	23	2.57%	97.20%	955	\$184.13	\$185.88	\$1.75	0.95%	20
21	1000 to 1500 kWh	25	2.79%	100.00%	1095	\$221.34	\$223.44	\$2.10	0.95%	21
22	1500 to 2000 kWh	0	0.00%	100.00%	0	\$0.00	\$0.00	\$0.00	0.00%	22
23	2000 to 3000 kWh	0	0.00%	100.00%	0	\$0.00	\$0.00	\$0.00	0.00%	23
24	> 3000 kWh	0	0.00%	100.00%	0	\$0.00	\$0.00	\$0.00	0.00%	24
25	TOTAL	895	100.00%	100.00%	472	\$76.79	\$77.52	\$0.73	0.95%	25

Note: DR w/ HUC reflects SDG&E's residential tiered rate schedule (Schedule DR) effective November 1, 2018 (AL 3290-E). DR w/o HUC is SDG&E's proposal to eliminate the HUC Charge.

Declaration of Cynthia Fang  
November 30, 2018

APPENDIX C – ATTACHMENT B  
ILLUSTRATIVE CUSTOMERS WITH NO HUC USAGE DURING THE 12-MONTH PERIOD  
SAN DIEGO GAS AND ELECTRIC COMPANY  
PETITION FOR MODIFICATION OF D.15-07-001 AND D.17-07-006

**Typical Monthly Residential Energy Charges at DR w/ HUC and DR w/o HUC  
Mountain Customers  
CARE, Winter, All Electric**

Line									Line	
No.	Energy kWh	Number of Customers	% of Customers	% of Customers Cumulative	Avg kWh for the Range	DR w/ HUC (\$)	DR w/o HUC (\$)	CHANGE (\$)	CHANGE (%)	No.
1	< 25 kWh	3	0.42%	0.42%	1	\$6.63	\$6.63	\$0.00	0.00%	1
2	25 to 50 kWh	1	0.14%	0.56%	38	\$6.01	\$6.03	\$0.02	0.36%	2
3	50 to 75 kWh	7	0.97%	1.53%	62	\$9.35	\$9.43	\$0.08	0.88%	3
4	75 to 100 kWh	7	0.97%	2.50%	92	\$13.44	\$13.57	\$0.13	0.90%	4
5	100 to 125 kWh	4	0.56%	3.05%	112	\$15.84	\$15.99	\$0.15	0.95%	5
6	125 to 150 kWh	5	0.69%	3.75%	137	\$19.31	\$19.49	\$0.18	0.96%	6
7	150 to 200 kWh	15	2.08%	5.83%	176	\$24.89	\$25.13	\$0.24	0.95%	7
8	200 to 250 kWh	18	2.50%	8.32%	232	\$32.77	\$33.08	\$0.31	0.96%	8
9	250 to 300 kWh	25	3.47%	11.79%	276	\$39.98	\$40.36	\$0.38	0.96%	9
10	300 to 350 kWh	29	4.02%	15.81%	328	\$46.20	\$46.64	\$0.44	0.96%	10
11	350 to 400 kWh	27	3.75%	19.56%	373	\$52.84	\$53.35	\$0.51	0.96%	11
12	400 to 450 kWh	46	6.38%	25.94%	427	\$60.29	\$60.86	\$0.57	0.96%	12
13	450 to 500 kWh	48	6.66%	32.59%	474	\$66.86	\$67.50	\$0.64	0.96%	13
14	500 to 550 kWh	42	5.83%	38.42%	527	\$75.51	\$76.24	\$0.73	0.96%	14
15	550 to 600 kWh	33	4.58%	43.00%	575	\$82.59	\$83.38	\$0.79	0.96%	15
16	600 to 650 kWh	38	5.27%	48.27%	622	\$87.97	\$88.81	\$0.84	0.96%	16
17	650 to 700 kWh	43	5.96%	54.23%	675	\$95.08	\$95.99	\$0.91	0.96%	17
18	700 to 800 kWh	72	9.99%	64.22%	754	\$106.83	\$107.86	\$1.03	0.96%	18
19	800 to 900 kWh	67	9.29%	73.51%	850	\$123.21	\$124.39	\$1.18	0.96%	19
20	900 to 1000 kWh	52	7.21%	80.72%	946	\$141.48	\$142.83	\$1.35	0.96%	20
21	1000 to 1500 kWh	125	17.34%	98.06%	1194	\$191.73	\$193.56	\$1.83	0.95%	21
22	1500 to 2000 kWh	11	1.53%	99.58%	1609	\$292.89	\$295.68	\$2.79	0.95%	22
23	2000 to 3000 kWh	3	0.42%	100.00%	2109	\$416.56	\$420.51	\$3.95	0.95%	23
24	> 3000 kWh	0	0.00%	100.00%	0	\$0.00	\$0.00	\$0.00	0.00%	24
25	TOTAL	721	100.00%	100.00%	701	\$105.58	\$106.59	\$1.01	0.96%	25

Note: DR w/ HUC reflects SDG&E’s residential tiered rate schedule (Schedule DR) effective November 1, 2018 (AL 3290-E). DR w/o HUC is SDG&E’s proposal to eliminate the HUC Charge.

Declaration of Cynthia Fang  
November 30, 2018

APPENDIX C – ATTACHMENT B  
ILLUSTRATIVE CUSTOMERS WITH NO HUC USAGE DURING THE 12-MONTH PERIOD  
SAN DIEGO GAS AND ELECTRIC COMPANY  
PETITION FOR MODIFICATION OF D.15-07-001 AND D.17-07-006

**Typical Monthly Residential Energy Charges at DR w/ HUC and DR w/o HUC**  
**Mountain Customers**  
**CARE, Annual, Basic**

Line										Line
No.	Energy kWh	Number of Customers	% of Customers	% of Customers Cumulative	Avg kWh for the Range	DR w/ HUC (\$)	DR w/o HUC (\$)	CHANGE (\$)	CHANGE (%)	No.
1	< 25 kWh	17	1.90%	1.90%	8	\$5.31	\$5.31	\$0.00	0.01%	1
2	25 to 50 kWh	13	1.45%	3.35%	36	\$6.65	\$6.69	\$0.04	0.52%	2
3	50 to 75 kWh	8	0.89%	4.25%	62	\$10.14	\$10.21	\$0.07	0.75%	3
4	75 to 100 kWh	9	1.01%	5.25%	89	\$13.81	\$13.93	\$0.12	0.86%	4
5	100 to 125 kWh	10	1.12%	6.37%	112	\$17.95	\$18.11	\$0.16	0.85%	5
6	125 to 150 kWh	12	1.34%	7.71%	137	\$22.11	\$22.31	\$0.20	0.89%	6
7	150 to 200 kWh	22	2.46%	10.17%	179	\$27.56	\$27.80	\$0.24	0.88%	7
8	200 to 250 kWh	31	3.46%	13.63%	224	\$35.64	\$35.95	\$0.31	0.87%	8
9	250 to 300 kWh	50	5.59%	19.22%	276	\$42.33	\$42.71	\$0.38	0.88%	9
10	300 to 350 kWh	60	6.70%	25.92%	325	\$50.09	\$50.53	\$0.44	0.89%	10
11	350 to 400 kWh	62	6.93%	32.85%	377	\$59.57	\$60.09	\$0.52	0.89%	11
12	400 to 450 kWh	85	9.50%	42.35%	427	\$69.81	\$70.42	\$0.61	0.88%	12
13	450 to 500 kWh	69	7.71%	50.06%	476	\$78.00	\$78.68	\$0.68	0.88%	13
14	500 to 550 kWh	84	9.39%	59.44%	524	\$89.27	\$90.05	\$0.78	0.87%	14
15	550 to 600 kWh	61	6.82%	66.26%	575	\$99.28	\$100.14	\$0.86	0.87%	15
16	600 to 650 kWh	57	6.37%	72.63%	626	\$111.66	\$112.64	\$0.98	0.88%	16
17	650 to 700 kWh	70	7.82%	80.45%	675	\$125.78	\$126.87	\$1.09	0.87%	17
18	700 to 800 kWh	70	7.82%	88.27%	753	\$145.20	\$146.47	\$1.27	0.88%	18
19	800 to 900 kWh	56	6.26%	94.53%	842	\$168.36	\$169.82	\$1.46	0.87%	19
20	900 to 1000 kWh	26	2.91%	97.43%	949	\$195.47	\$197.18	\$1.71	0.88%	20
21	1000 to 1500 kWh	23	2.57%	100.00%	1112	\$242.16	\$244.28	\$2.12	0.88%	21
22	1500 to 2000 kWh	0	0.00%	100.00%	0	\$0.00	\$0.00	\$0.00	0.00%	22
23	2000 to 3000 kWh	0	0.00%	100.00%	0	\$0.00	\$0.00	\$0.00	0.00%	23
24	> 3000 kWh	0	0.00%	100.00%	0	\$0.00	\$0.00	\$0.00	0.00%	24
25	TOTAL	895	100.00%	100.00%	507	\$91.21	\$92.01	\$0.80	0.87%	25

Note: DR w/ HUC reflects SDG&E’s residential tiered rate schedule (Schedule DR) effective November 1, 2018 (AL 3290-E). DR w/o HUC is SDG&E’s proposal to eliminate the HUC Charge.

Declaration of Cynthia Fang  
November 30, 2018

APPENDIX C – ATTACHMENT B  
ILLUSTRATIVE CUSTOMERS WITH NO HUC USAGE DURING THE 12-MONTH PERIOD  
SAN DIEGO GAS AND ELECTRIC COMPANY  
PETITION FOR MODIFICATION OF D.15-07-001 AND D.17-07-006

**Typical Monthly Residential Energy Charges at DR w/ HUC and DR w/o HUC  
Mountain Customers  
CARE, Annual, All Electric**

Line										Line
No.	Energy kWh	Number of Customers	% of Customers	% of Customers Cumulative	Avg kWh for the Range	DR w/ HUC (\$)	DR w/o HUC (\$)	CHANGE (\$)	CHANGE (%)	No.
1	< 25 kWh	3	0.42%	0.42%	1	\$6.66	\$6.66	\$0.00	0.00%	1
2	25 to 50 kWh	2	0.28%	0.69%	38	\$7.06	\$7.10	\$0.04	0.56%	2
3	50 to 75 kWh	4	0.56%	1.25%	66	\$10.44	\$10.53	\$0.09	0.85%	3
4	75 to 100 kWh	1	0.14%	1.39%	100	\$15.20	\$15.33	\$0.13	0.89%	4
5	100 to 125 kWh	4	0.56%	1.94%	109	\$17.43	\$17.58	\$0.15	0.83%	5
6	125 to 150 kWh	6	0.83%	2.77%	133	\$20.82	\$20.99	\$0.17	0.85%	6
7	150 to 200 kWh	8	1.11%	3.88%	173	\$26.46	\$26.69	\$0.23	0.89%	7
8	200 to 250 kWh	22	3.05%	6.94%	223	\$34.58	\$34.89	\$0.31	0.88%	8
9	250 to 300 kWh	22	3.05%	9.99%	275	\$43.13	\$43.52	\$0.39	0.89%	9
10	300 to 350 kWh	31	4.30%	14.29%	327	\$50.11	\$50.56	\$0.45	0.89%	10
11	350 to 400 kWh	36	4.99%	19.28%	375	\$57.17	\$57.68	\$0.51	0.89%	11
12	400 to 450 kWh	48	6.66%	25.94%	428	\$66.11	\$66.70	\$0.59	0.89%	12
13	450 to 500 kWh	45	6.24%	32.18%	476	\$72.63	\$73.28	\$0.65	0.89%	13
14	500 to 550 kWh	44	6.10%	38.28%	522	\$82.11	\$82.84	\$0.73	0.89%	14
15	550 to 600 kWh	35	4.85%	43.13%	572	\$89.98	\$90.78	\$0.80	0.89%	15
16	600 to 650 kWh	42	5.83%	48.96%	626	\$99.62	\$100.50	\$0.88	0.89%	16
17	650 to 700 kWh	41	5.69%	54.65%	674	\$107.12	\$108.07	\$0.95	0.89%	17
18	700 to 800 kWh	79	10.96%	65.60%	747	\$121.86	\$122.93	\$1.07	0.89%	18
19	800 to 900 kWh	69	9.57%	75.17%	848	\$141.93	\$143.19	\$1.26	0.89%	19
20	900 to 1000 kWh	61	8.46%	83.63%	942	\$164.89	\$166.34	\$1.45	0.88%	20
21	1000 to 1500 kWh	113	15.67%	99.31%	1197	\$223.79	\$225.76	\$1.97	0.88%	21
22	1500 to 2000 kWh	4	0.56%	99.86%	1797	\$379.83	\$383.19	\$3.36	0.89%	22
23	2000 to 3000 kWh	1	0.14%	100.00%	2026	\$442.68	\$446.58	\$3.90	0.88%	23
24	> 3000 kWh	0	0.00%	100.00%	0	\$0.00	\$0.00	\$0.00	0.00%	24
25	TOTAL	721	100.00%	100.00%	688	\$116.96	\$117.99	\$1.03	0.88%	25

Note: DR w/ HUC reflects SDG&E's residential tiered rate schedule (Schedule DR) effective November 1, 2018 (AL 3290-E). DR w/o HUC is SDG&E's proposal to eliminate the HUC Charge.

Declaration of Cynthia Fang  
November 30, 2018

APPENDIX C – ATTACHMENT B  
ILLUSTRATIVE CUSTOMERS WITH NO HUC USAGE DURING THE 12-MONTH PERIOD  
SAN DIEGO GAS AND ELECTRIC COMPANY  
PETITION FOR MODIFICATION OF D.15-07-001 AND D.17-07-006

**Typical Monthly Residential Energy Charges at DR w/ HUC and DR w/o HUC  
Mountain Customers  
Non-CARE, Summer, Basic**

Line No.	Energy kWh	Number of Customers	% of Customers	% of Customers Cumulative	Avg kWh for the Range	DR w/ HUC (\$)	DR w/o HUC (\$)	CHANGE (\$)	CHANGE (%)	Line No.
1	< 25 kWh	275	6.43%	6.43%	7	\$10.17	\$10.18	\$0.01	0.03%	1
2	25 to 50 kWh	148	3.46%	9.88%	37	\$12.15	\$12.21	\$0.06	0.47%	2
3	50 to 75 kWh	117	2.73%	12.62%	62	\$17.37	\$17.49	\$0.12	0.75%	3
4	75 to 100 kWh	104	2.43%	15.05%	88	\$24.24	\$24.43	\$0.19	0.78%	4
5	100 to 125 kWh	116	2.71%	17.76%	112	\$30.63	\$30.87	\$0.24	0.79%	5
6	125 to 150 kWh	107	2.50%	20.26%	137	\$37.50	\$37.80	\$0.30	0.79%	6
7	150 to 200 kWh	162	3.79%	24.04%	174	\$47.41	\$47.79	\$0.38	0.80%	7
8	200 to 250 kWh	219	5.12%	29.16%	226	\$61.59	\$62.09	\$0.50	0.80%	8
9	250 to 300 kWh	199	4.65%	33.81%	275	\$75.05	\$75.65	\$0.60	0.80%	9
10	300 to 350 kWh	183	4.28%	38.09%	325	\$88.25	\$88.96	\$0.71	0.81%	10
11	350 to 400 kWh	213	4.98%	43.06%	375	\$102.96	\$103.79	\$0.83	0.81%	11
12	400 to 450 kWh	203	4.74%	47.81%	425	\$118.33	\$119.29	\$0.96	0.81%	12
13	450 to 500 kWh	199	4.65%	52.46%	474	\$134.08	\$135.16	\$1.08	0.81%	13
14	500 to 550 kWh	215	5.02%	57.48%	527	\$154.50	\$155.75	\$1.25	0.81%	14
15	550 to 600 kWh	224	5.23%	62.71%	576	\$172.95	\$174.34	\$1.39	0.81%	15
16	600 to 650 kWh	195	4.56%	67.27%	625	\$192.90	\$194.45	\$1.55	0.81%	16
17	650 to 700 kWh	192	4.49%	71.75%	675	\$214.66	\$216.39	\$1.73	0.81%	17
18	700 to 800 kWh	346	8.08%	79.84%	750	\$248.02	\$250.01	\$1.99	0.81%	18
19	800 to 900 kWh	297	6.94%	86.78%	846	\$292.29	\$294.64	\$2.35	0.81%	19
20	900 to 1000 kWh	240	5.61%	92.38%	948	\$338.90	\$341.62	\$2.72	0.80%	20
21	1000 to 1500 kWh	326	7.62%	100.00%	1109	\$413.90	\$417.23	\$3.33	0.80%	21
22	1500 to 2000 kWh	0	0.00%	100.00%	0	\$0.00	\$0.00	\$0.00	0.00%	22
23	2000 to 3000 kWh	0	0.00%	100.00%	0	\$0.00	\$0.00	\$0.00	0.00%	23
24	> 3000 kWh	0	0.00%	100.00%	0	\$0.00	\$0.00	\$0.00	0.00%	24
25	TOTAL	4280	100.00%	100.00%	490	\$159.18	\$160.45	\$1.27	0.80%	25

Note: DR w/ HUC reflects SDG&E’s residential tiered rate schedule (Schedule DR) effective November 1, 2018 (AL 3290-E). DR w/o HUC is SDG&E’s proposal to eliminate the HUC Charge.

Declaration of Cynthia Fang  
November 30, 2018

APPENDIX C – ATTACHMENT B  
ILLUSTRATIVE CUSTOMERS WITH NO HUC USAGE DURING THE 12-MONTH PERIOD  
SAN DIEGO GAS AND ELECTRIC COMPANY  
PETITION FOR MODIFICATION OF D.15-07-001 AND D.17-07-006

**Typical Monthly Residential Energy Charges at DR w/ HUC and DR w/o HUC  
Mountain Customers  
Non-CARE, Summer, All Electric**

Line No.	Energy kWh	Number of Customers	% of Customers	% of Customers Cumulative	Avg kWh for the Range	DR w/ HUC (\$)	DR w/o HUC (\$)	CHANGE (\$)	CHANGE (%)	Line No.
1	< 25 kWh	123	3.96%	3.96%	3	\$10.36	\$10.36	\$0.00	0.04%	1
2	25 to 50 kWh	59	1.90%	5.87%	37	\$12.15	\$12.21	\$0.06	0.48%	2
3	50 to 75 kWh	80	2.58%	8.44%	62	\$18.05	\$18.18	\$0.13	0.75%	3
4	75 to 100 kWh	73	2.35%	10.80%	86	\$23.73	\$23.92	\$0.19	0.79%	4
5	100 to 125 kWh	72	2.32%	13.12%	114	\$31.09	\$31.34	\$0.25	0.80%	5
6	125 to 150 kWh	61	1.97%	15.08%	136	\$36.97	\$37.27	\$0.30	0.80%	6
7	150 to 200 kWh	118	3.80%	18.89%	175	\$47.44	\$47.82	\$0.38	0.80%	7
8	200 to 250 kWh	118	3.80%	22.69%	226	\$61.28	\$61.78	\$0.50	0.80%	8
9	250 to 300 kWh	136	4.38%	27.07%	276	\$75.00	\$75.60	\$0.60	0.80%	9
10	300 to 350 kWh	118	3.80%	30.87%	328	\$88.77	\$89.48	\$0.71	0.81%	10
11	350 to 400 kWh	158	5.09%	35.97%	375	\$102.11	\$102.93	\$0.82	0.80%	11
12	400 to 450 kWh	140	4.51%	40.48%	425	\$116.08	\$117.02	\$0.94	0.81%	12
13	450 to 500 kWh	130	4.19%	44.67%	474	\$129.77	\$130.81	\$1.04	0.81%	13
14	500 to 550 kWh	168	5.41%	50.08%	526	\$146.03	\$147.21	\$1.18	0.81%	14
15	550 to 600 kWh	148	4.77%	54.85%	573	\$161.47	\$162.76	\$1.29	0.81%	15
16	600 to 650 kWh	166	5.35%	60.20%	624	\$179.50	\$180.94	\$1.44	0.81%	16
17	650 to 700 kWh	146	4.71%	64.91%	675	\$200.82	\$202.44	\$1.62	0.81%	17
18	700 to 800 kWh	253	8.15%	73.06%	748	\$228.57	\$230.41	\$1.84	0.81%	18
19	800 to 900 kWh	212	6.83%	79.89%	848	\$271.87	\$274.05	\$2.18	0.80%	19
20	900 to 1000 kWh	157	5.06%	84.95%	950	\$318.18	\$320.74	\$2.56	0.80%	20
21	1000 to 1500 kWh	439	14.15%	99.10%	1180	\$424.72	\$428.13	\$3.41	0.80%	21
22	1500 to 2000 kWh	28	0.90%	100.00%	1607	\$625.73	\$630.76	\$5.03	0.80%	22
23	2000 to 3000 kWh	0	0.00%	100.00%	0	\$0.00	\$0.00	\$0.00	0.00%	23
24	> 3000 kWh	0	0.00%	100.00%	0	\$0.00	\$0.00	\$0.00	0.00%	24
25	TOTAL	3103	100.00%	100.00%	577	\$183.49	\$184.96	\$1.47	0.80%	25

Note: DR w/ HUC reflects SDG&E’s residential tiered rate schedule (Schedule DR) effective November 1, 2018 (AL 3290-E). DR w/o HUC is SDG&E’s proposal to eliminate the HUC Charge.

Declaration of Cynthia Fang  
November 30, 2018



APPENDIX C – ATTACHMENT B  
ILLUSTRATIVE CUSTOMERS WITH NO HUC USAGE DURING THE 12-MONTH PERIOD  
SAN DIEGO GAS AND ELECTRIC COMPANY  
PETITION FOR MODIFICATION OF D.15-07-001 AND D.17-07-006

**Typical Monthly Residential Energy Charges at DR w/ HUC and DR w/o HUC  
Mountain Customers  
Non-CARE, Winter, Basic**

Line										Line
No.	Energy kWh	Number of Customers	% of Customers	% of Customers Cumulative	Avg kWh for the Range	DR w/ HUC (\$)	DR w/o HUC (\$)	CHANGE (\$)	CHANGE (%)	No.
1	< 25 kWh	328	7.66%	7.66%	8	\$10.08	\$10.08	\$0.00	0.03%	1
2	25 to 50 kWh	190	4.44%	12.10%	38	\$11.39	\$11.43	\$0.04	0.37%	2
3	50 to 75 kWh	143	3.34%	15.44%	62	\$15.11	\$15.23	\$0.12	0.80%	3
4	75 to 100 kWh	120	2.80%	18.25%	87	\$20.67	\$20.85	\$0.18	0.89%	4
5	100 to 125 kWh	106	2.48%	20.73%	111	\$26.03	\$26.27	\$0.24	0.92%	5
6	125 to 150 kWh	105	2.45%	23.18%	137	\$31.77	\$32.07	\$0.30	0.94%	6
7	150 to 200 kWh	218	5.09%	28.27%	175	\$40.48	\$40.86	\$0.38	0.94%	7
8	200 to 250 kWh	218	5.09%	33.36%	225	\$51.79	\$52.27	\$0.48	0.94%	8
9	250 to 300 kWh	277	6.47%	39.84%	276	\$63.70	\$64.30	\$0.60	0.94%	9
10	300 to 350 kWh	310	7.24%	47.08%	326	\$75.27	\$75.98	\$0.71	0.94%	10
11	350 to 400 kWh	328	7.66%	54.74%	375	\$86.57	\$87.39	\$0.82	0.94%	11
12	400 to 450 kWh	318	7.43%	62.17%	426	\$99.23	\$100.16	\$0.93	0.94%	12
13	450 to 500 kWh	317	7.41%	69.58%	475	\$112.24	\$113.30	\$1.06	0.94%	13
14	500 to 550 kWh	274	6.40%	75.98%	523	\$127.29	\$128.49	\$1.20	0.94%	14
15	550 to 600 kWh	214	5.00%	80.98%	574	\$144.94	\$146.31	\$1.37	0.94%	15
16	600 to 650 kWh	194	4.53%	85.52%	625	\$164.69	\$166.24	\$1.55	0.95%	16
17	650 to 700 kWh	132	3.08%	88.60%	675	\$184.40	\$186.14	\$1.74	0.95%	17
18	700 to 800 kWh	224	5.23%	93.83%	747	\$212.82	\$214.83	\$2.01	0.95%	18
19	800 to 900 kWh	116	2.71%	96.54%	844	\$251.89	\$254.28	\$2.39	0.95%	19
20	900 to 1000 kWh	73	1.71%	98.25%	946	\$291.98	\$294.75	\$2.77	0.95%	20
21	1000 to 1500 kWh	75	1.75%	100.00%	1106	\$356.17	\$359.55	\$3.38	0.95%	21
22	1500 to 2000 kWh	0	0.00%	100.00%	0	\$0.00	\$0.00	\$0.00	0.00%	22
23	2000 to 3000 kWh	0	0.00%	100.00%	0	\$0.00	\$0.00	\$0.00	0.00%	23
24	> 3000 kWh	0	0.00%	100.00%	0	\$0.00	\$0.00	\$0.00	0.00%	24
25	TOTAL	4280	100.00%	100.00%	379	\$98.11	\$99.03	\$0.92	0.93%	25

Note: DR w/ HUC reflects SDG&E’s residential tiered rate schedule (Schedule DR) effective November 1, 2018 (AL 3290-E). DR w/o HUC is SDG&E’s proposal to eliminate the HUC Charge.

Declaration of Cynthia Fang  
November 30, 2018

APPENDIX C – ATTACHMENT B  
ILLUSTRATIVE CUSTOMERS WITH NO HUC USAGE DURING THE 12-MONTH PERIOD  
SAN DIEGO GAS AND ELECTRIC COMPANY  
PETITION FOR MODIFICATION OF D.15-07-001 AND D.17-07-006

**Typical Monthly Residential Energy Charges at DR w/ HUC and DR w/o HUC  
Mountain Customers  
Non-CARE, Winter, All Electric**

Line										Line
No.	Energy kWh	Number of Customers	% of Customers	% of Customers Cumulative	Avg kWh for the Range	DR w/ HUC (\$)	DR w/o HUC (\$)	CHANGE (\$)	CHANGE (%)	No.
1	< 25 kWh	136	4.38%	4.38%	6	\$10.12	\$10.12	\$0.00	0.03%	1
2	25 to 50 kWh	72	2.32%	6.70%	37	\$11.55	\$11.60	\$0.05	0.36%	2
3	50 to 75 kWh	81	2.61%	9.31%	64	\$15.49	\$15.62	\$0.13	0.84%	3
4	75 to 100 kWh	78	2.51%	11.83%	88	\$20.81	\$21.00	\$0.19	0.89%	4
5	100 to 125 kWh	75	2.42%	14.24%	112	\$25.95	\$26.19	\$0.24	0.92%	5
6	125 to 150 kWh	50	1.61%	15.86%	139	\$32.10	\$32.40	\$0.30	0.94%	6
7	150 to 200 kWh	121	3.90%	19.75%	176	\$40.56	\$40.95	\$0.39	0.94%	7
8	200 to 250 kWh	112	3.61%	23.36%	227	\$52.22	\$52.71	\$0.49	0.94%	8
9	250 to 300 kWh	129	4.16%	27.52%	275	\$63.37	\$63.97	\$0.60	0.94%	9
10	300 to 350 kWh	132	4.25%	31.77%	326	\$74.68	\$75.38	\$0.70	0.94%	10
11	350 to 400 kWh	181	5.83%	37.61%	376	\$86.27	\$87.09	\$0.82	0.94%	11
12	400 to 450 kWh	155	5.00%	42.60%	426	\$97.90	\$98.82	\$0.92	0.94%	12
13	450 to 500 kWh	166	5.35%	47.95%	476	\$109.14	\$110.17	\$1.03	0.94%	13
14	500 to 550 kWh	154	4.96%	52.92%	525	\$120.30	\$121.43	\$1.13	0.94%	14
15	550 to 600 kWh	167	5.38%	58.30%	576	\$132.15	\$133.40	\$1.25	0.94%	15
16	600 to 650 kWh	161	5.19%	63.49%	625	\$143.49	\$144.84	\$1.35	0.94%	16
17	650 to 700 kWh	139	4.48%	67.97%	676	\$155.34	\$156.81	\$1.47	0.95%	17
18	700 to 800 kWh	265	8.54%	76.51%	749	\$172.65	\$174.28	\$1.63	0.95%	18
19	800 to 900 kWh	223	7.19%	83.69%	851	\$197.83	\$199.70	\$1.87	0.95%	19
20	900 to 1000 kWh	159	5.12%	88.82%	954	\$225.80	\$227.94	\$2.14	0.95%	20
21	1000 to 1500 kWh	305	9.83%	98.65%	1164	\$298.89	\$301.72	\$2.83	0.95%	21
22	1500 to 2000 kWh	38	1.23%	99.87%	1677	\$496.65	\$501.36	\$4.71	0.95%	22
23	2000 to 3000 kWh	4	0.13%	100.00%	2137	\$680.26	\$686.72	\$6.46	0.95%	23
24	> 3000 kWh	0	0.00%	100.00%	0	\$0.00	\$0.00	\$0.00	0.00%	24
25	TOTAL	3103	100.00%	100.00%	550	\$132.18	\$133.42	\$1.24	0.94%	25

Note: DR w/ HUC reflects SDG&E's residential tiered rate schedule (Schedule DR) effective November 1, 2018 (AL 3290-E). DR w/o HUC is SDG&E's proposal to eliminate the HUC Charge.

Declaration of Cynthia Fang  
November 30, 2018

APPENDIX C – ATTACHMENT B  
ILLUSTRATIVE CUSTOMERS WITH NO HUC USAGE DURING THE 12-MONTH PERIOD  
SAN DIEGO GAS AND ELECTRIC COMPANY  
PETITION FOR MODIFICATION OF D.15-07-001 AND D.17-07-006

**Typical Monthly Residential Energy Charges at DR w/ HUC and DR w/o HUC  
Mountain Customers  
Non-CARE, Annual, Basic**

Line										Line
No.	Energy kWh	Number of Customers	% of Customers	% of Customers Cumulative	Avg kWh for the Range	DR w/ HUC (\$)	DR w/o HUC (\$)	CHANGE (\$)	CHANGE (%)	No.
1	< 25 kWh	280	6.54%	6.54%	8	\$10.27	\$10.27	\$0.00	0.05%	1
2	25 to 50 kWh	179	4.18%	10.72%	37	\$12.19	\$12.24	\$0.05	0.40%	2
3	50 to 75 kWh	137	3.20%	13.93%	63	\$17.12	\$17.24	\$0.12	0.73%	3
4	75 to 100 kWh	106	2.48%	16.40%	88	\$22.78	\$22.96	\$0.18	0.83%	4
5	100 to 125 kWh	107	2.50%	18.90%	112	\$28.75	\$28.99	\$0.24	0.84%	5
6	125 to 150 kWh	96	2.24%	21.15%	137	\$34.70	\$35.00	\$0.30	0.85%	6
7	150 to 200 kWh	202	4.72%	25.87%	176	\$44.56	\$44.94	\$0.38	0.86%	7
8	200 to 250 kWh	210	4.91%	30.77%	226	\$56.46	\$56.95	\$0.49	0.87%	8
9	250 to 300 kWh	198	4.63%	35.40%	276	\$69.55	\$70.16	\$0.61	0.87%	9
10	300 to 350 kWh	224	5.23%	40.63%	327	\$82.97	\$83.70	\$0.73	0.87%	10
11	350 to 400 kWh	265	6.19%	46.82%	376	\$96.88	\$97.72	\$0.84	0.87%	11
12	400 to 450 kWh	260	6.08%	52.90%	425	\$110.96	\$111.93	\$0.97	0.87%	12
13	450 to 500 kWh	271	6.33%	59.23%	475	\$127.23	\$128.33	\$1.10	0.87%	13
14	500 to 550 kWh	308	7.20%	66.43%	525	\$144.34	\$145.59	\$1.25	0.87%	14
15	550 to 600 kWh	259	6.05%	72.48%	575	\$162.36	\$163.77	\$1.41	0.87%	15
16	600 to 650 kWh	243	5.68%	78.16%	623	\$180.39	\$181.96	\$1.57	0.87%	16
17	650 to 700 kWh	195	4.56%	82.71%	675	\$200.47	\$202.21	\$1.74	0.87%	17
18	700 to 800 kWh	319	7.45%	90.17%	745	\$229.44	\$231.43	\$1.99	0.87%	18
19	800 to 900 kWh	229	5.35%	95.52%	842	\$270.28	\$272.63	\$2.35	0.87%	19
20	900 to 1000 kWh	101	2.36%	97.88%	941	\$311.67	\$314.40	\$2.73	0.88%	20
21	1000 to 1500 kWh	91	2.13%	100.00%	1097	\$377.92	\$381.23	\$3.31	0.88%	21
22	1500 to 2000 kWh	0	0.00%	100.00%	0	\$0.00	\$0.00	\$0.00	0.00%	22
23	2000 to 3000 kWh	0	0.00%	100.00%	0	\$0.00	\$0.00	\$0.00	0.00%	23
24	> 3000 kWh	0	0.00%	100.00%	0	\$0.00	\$0.00	\$0.00	0.00%	24
25	TOTAL	4280	100.00%	100.00%	425	\$123.56	\$124.62	\$1.06	0.86%	25

Note: DR w/ HUC reflects SDG&E's residential tiered rate schedule (Schedule DR) effective November 1, 2018 (AL 3290-E). DR w/o HUC is SDG&E's proposal to eliminate the HUC Charge.

Declaration of Cynthia Fang  
November 30, 2018

APPENDIX C – ATTACHMENT B  
ILLUSTRATIVE CUSTOMERS WITH NO HUC USAGE DURING THE 12-MONTH PERIOD  
SAN DIEGO GAS AND ELECTRIC COMPANY  
PETITION FOR MODIFICATION OF D.15-07-001 AND D.17-07-006

**Typical Monthly Residential Energy Charges at DR w/ HUC and DR w/o HUC  
Mountain Customers  
Non-CARE, Annual, All Electric**

Line										Line
No.	Energy kWh	Number of Customers	% of Customers	% of Customers Cumulative	Avg kWh for the Range	DR w/ HUC (\$)	DR w/o HUC (\$)	CHANGE (\$)	CHANGE (%)	No.
1	< 25 kWh	121	3.90%	3.90%	6	\$10.66	\$10.67	\$0.01	0.08%	1
2	25 to 50 kWh	74	2.39%	6.28%	37	\$12.50	\$12.56	\$0.06	0.43%	2
3	50 to 75 kWh	75	2.42%	8.70%	65	\$17.01	\$17.14	\$0.13	0.77%	3
4	75 to 100 kWh	64	2.06%	10.76%	86	\$22.12	\$22.31	\$0.19	0.83%	4
5	100 to 125 kWh	72	2.32%	13.08%	111	\$27.94	\$28.18	\$0.24	0.86%	5
6	125 to 150 kWh	54	1.74%	14.82%	137	\$34.23	\$34.53	\$0.30	0.87%	6
7	150 to 200 kWh	108	3.48%	18.31%	174	\$43.69	\$44.07	\$0.38	0.87%	7
8	200 to 250 kWh	125	4.03%	22.33%	226	\$56.33	\$56.83	\$0.50	0.88%	8
9	250 to 300 kWh	135	4.35%	26.68%	275	\$68.29	\$68.89	\$0.60	0.88%	9
10	300 to 350 kWh	115	3.71%	30.39%	323	\$80.17	\$80.87	\$0.70	0.88%	10
11	350 to 400 kWh	137	4.42%	34.81%	374	\$93.09	\$93.91	\$0.82	0.88%	11
12	400 to 450 kWh	153	4.93%	39.74%	427	\$107.22	\$108.16	\$0.94	0.88%	12
13	450 to 500 kWh	158	5.09%	44.83%	476	\$120.03	\$121.09	\$1.06	0.88%	13
14	500 to 550 kWh	185	5.96%	50.79%	527	\$133.45	\$134.62	\$1.17	0.88%	14
15	550 to 600 kWh	158	5.09%	55.88%	576	\$148.55	\$149.85	\$1.30	0.87%	15
16	600 to 650 kWh	156	5.03%	60.91%	626	\$162.71	\$164.14	\$1.43	0.87%	16
17	650 to 700 kWh	173	5.58%	66.48%	676	\$176.18	\$177.72	\$1.54	0.88%	17
18	700 to 800 kWh	282	9.09%	75.57%	747	\$199.42	\$201.16	\$1.74	0.87%	18
19	800 to 900 kWh	223	7.19%	82.76%	847	\$230.98	\$233.00	\$2.02	0.87%	19
20	900 to 1000 kWh	167	5.38%	88.14%	947	\$266.57	\$268.90	\$2.33	0.87%	20
21	1000 to 1500 kWh	338	10.89%	99.03%	1153	\$344.97	\$347.98	\$3.01	0.87%	21
22	1500 to 2000 kWh	29	0.94%	99.97%	1643	\$545.17	\$550.00	\$4.83	0.88%	22
23	2000 to 3000 kWh	1	0.03%	100.00%	2018	\$699.59	\$705.84	\$6.25	0.89%	23
24	> 3000 kWh	0	0.00%	100.00%	0	\$0.00	\$0.00	\$0.00	0.00%	24
25	TOTAL	3103	100.00%	100.00%	562	\$153.56	\$154.89	\$1.33	0.87%	25

Note: DR w/ HUC reflects SDG&E’s residential tiered rate schedule (Schedule DR) effective November 1, 2018 (AL 3290-E). DR w/o HUC is SDG&E’s proposal to eliminate the HUC Charge.

Declaration of Cynthia Fang  
November 30, 2018

APPENDIX C – ATTACHMENT B  
ILLUSTRATIVE CUSTOMERS WITH NO HUC USAGE DURING THE 12-MONTH PERIOD  
SAN DIEGO GAS AND ELECTRIC COMPANY  
PETITION FOR MODIFICATION OF D.15-07-001 AND D.17-07-006

**Typical Monthly Residential Energy Charges at DR w/ HUC and DR w/o HUC**  
**All Customers**  
**CARE, Annual**

Line No.	Energy kWh	Number of Customers	% of Customers	% of Customers Cumulative	Avg kWh for the Range	DR w/ HUC (\$)	DR w/o HUC (\$)	CHANGE (\$)	CHANGE (%)	Line No.
1	< 25 kWh	144	0.07%	0.07%	10	\$5.68	\$5.68	\$0.00	0.09%	1
2	25 to 50 kWh	403	0.19%	0.25%	40	\$6.90	\$6.95	\$0.05	0.64%	2
3	50 to 75 kWh	1701	0.78%	1.03%	65	\$10.25	\$10.34	\$0.09	0.86%	3
4	75 to 100 kWh	4186	1.93%	2.96%	89	\$13.84	\$13.96	\$0.12	0.87%	4
5	100 to 125 kWh	7080	3.26%	6.21%	113	\$17.57	\$17.72	\$0.15	0.88%	5
6	125 to 150 kWh	9894	4.55%	10.76%	138	\$21.36	\$21.54	\$0.18	0.88%	6
7	150 to 200 kWh	25801	11.87%	22.63%	176	\$27.23	\$27.47	\$0.24	0.88%	7
8	200 to 250 kWh	28861	13.27%	35.90%	225	\$35.11	\$35.41	\$0.30	0.88%	8
9	250 to 300 kWh	28655	13.18%	49.08%	275	\$43.47	\$43.85	\$0.38	0.88%	9
10	300 to 350 kWh	25597	11.77%	60.85%	324	\$52.59	\$53.05	\$0.46	0.88%	10
11	350 to 400 kWh	21390	9.84%	70.69%	374	\$62.48	\$63.03	\$0.55	0.87%	11
12	400 to 450 kWh	17124	7.88%	78.57%	424	\$73.34	\$73.98	\$0.64	0.87%	12
13	450 to 500 kWh	13552	6.23%	84.80%	474	\$85.15	\$85.89	\$0.74	0.87%	13
14	500 to 550 kWh	10285	4.73%	89.53%	524	\$97.36	\$98.20	\$0.84	0.87%	14
15	550 to 600 kWh	7433	3.42%	92.95%	574	\$109.65	\$110.61	\$0.96	0.87%	15
16	600 to 650 kWh	5332	2.45%	95.40%	624	\$122.14	\$123.21	\$1.07	0.87%	16
17	650 to 700 kWh	3554	1.63%	97.03%	673	\$134.67	\$135.84	\$1.17	0.87%	17
18	700 to 800 kWh	3996	1.84%	98.87%	743	\$152.06	\$153.39	\$1.33	0.87%	18
19	800 to 900 kWh	1597	0.73%	99.60%	841	\$175.40	\$176.93	\$1.53	0.88%	19
20	900 to 1000 kWh	532	0.25%	99.85%	942	\$195.95	\$197.67	\$1.72	0.88%	20
21	1000 to 1500 kWh	323	0.15%	100.00%	1120	\$228.56	\$230.57	\$2.01	0.88%	21
22	1500 to 2000 kWh	4	0.00%	100.00%	1797	\$379.83	\$383.19	\$3.36	0.89%	22
23	2000 to 3000 kWh	1	0.00%	100.00%	2026	\$442.68	\$446.58	\$3.90	0.88%	23
24	> 3000 kWh	0	0.00%	100.00%	0	\$0.00	\$0.00	\$0.00	0.00%	24
25	TOTAL	217445	100.00%	100.00%	332	\$57.41	\$57.91	\$0.50	0.87%	25

Note: DR w/ HUC reflects SDG&E's residential tiered rate schedule (Schedule DR) effective November 1, 2018 (AL 3290-E). DR w/o HUC is SDG&E's proposal to eliminate the HUC Charge.

Declaration of Cynthia Fang  
November 30, 2018

APPENDIX C – ATTACHMENT B  
ILLUSTRATIVE CUSTOMERS WITH NO HUC USAGE DURING THE 12-MONTH PERIOD  
SAN DIEGO GAS AND ELECTRIC COMPANY  
PETITION FOR MODIFICATION OF D.15-07-001 AND D.17-07-006

**Typical Monthly Residential Energy Charges at DR w/ HUC and DR w/o HUC**  
**All Customers**  
**Non-CARE, Annual**

Line No.	Energy kWh	Number of Customers	% of Customers	% of Customers Cumulative	Avg kWh for the Range	DR w/ HUC (\$)	DR w/o HUC (\$)	CHANGE (\$)	CHANGE (%)	Line No.
1	< 25 kWh	9218	1.48%	1.48%	8	\$10.18	\$10.18	\$0.00	0.03%	1
2	25 to 50 kWh	6505	1.04%	2.52%	38	\$11.36	\$11.41	\$0.05	0.39%	2
3	50 to 75 kWh	8769	1.41%	3.92%	63	\$16.28	\$16.41	\$0.13	0.82%	3
4	75 to 100 kWh	13242	2.12%	6.05%	88	\$22.35	\$22.54	\$0.19	0.85%	4
5	100 to 125 kWh	18995	3.04%	9.09%	113	\$28.40	\$28.65	\$0.25	0.87%	5
6	125 to 150 kWh	23716	3.80%	12.89%	138	\$34.55	\$34.85	\$0.30	0.87%	6
7	150 to 200 kWh	59901	9.60%	22.48%	176	\$44.17	\$44.55	\$0.38	0.87%	7
8	200 to 250 kWh	68559	10.98%	33.47%	225	\$57.04	\$57.54	\$0.50	0.87%	8
9	250 to 300 kWh	70579	11.31%	44.77%	275	\$70.70	\$71.31	\$0.61	0.87%	9
10	300 to 350 kWh	67969	10.89%	55.66%	325	\$85.44	\$86.18	\$0.74	0.87%	10
11	350 to 400 kWh	61034	9.78%	65.44%	374	\$101.54	\$102.42	\$0.88	0.87%	11
12	400 to 450 kWh	52535	8.42%	73.86%	424	\$119.28	\$120.32	\$1.04	0.87%	12
13	450 to 500 kWh	43771	7.01%	80.87%	474	\$138.42	\$139.61	\$1.19	0.87%	13
14	500 to 550 kWh	34517	5.53%	86.40%	524	\$158.33	\$159.70	\$1.37	0.87%	14
15	550 to 600 kWh	26774	4.29%	90.69%	574	\$178.76	\$180.31	\$1.55	0.87%	15
16	600 to 650 kWh	19623	3.14%	93.83%	623	\$198.98	\$200.71	\$1.73	0.87%	16
17	650 to 700 kWh	13685	2.19%	96.02%	673	\$219.41	\$221.32	\$1.91	0.87%	17
18	700 to 800 kWh	15537	2.49%	98.51%	743	\$247.25	\$249.41	\$2.16	0.87%	18
19	800 to 900 kWh	6241	1.00%	99.51%	843	\$286.09	\$288.60	\$2.51	0.88%	19
20	900 to 1000 kWh	2009	0.32%	99.83%	939	\$320.24	\$323.05	\$2.81	0.88%	20
21	1000 to 1500 kWh	1013	0.16%	100.00%	1103	\$358.96	\$362.11	\$3.15	0.88%	21
22	1500 to 2000 kWh	33	0.01%	100.00%	1659	\$530.37	\$535.06	\$4.69	0.88%	22
23	2000 to 3000 kWh	1	0.00%	100.00%	2018	\$699.59	\$705.84	\$6.25	0.89%	23
24	> 3000 kWh	0	0.00%	100.00%	0	\$0.00	\$0.00	\$0.00	0.00%	24
25	TOTAL	624226	100.00%	100.00%	345	\$98.76	\$99.62	\$0.86	0.87%	25

Note: DR w/ HUC reflects SDG&E’s residential tiered rate schedule (Schedule DR) effective November 1, 2018 (AL 3290-E). DR w/o HUC is SDG&E’s proposal to eliminate the HUC Charge.

Declaration of Cynthia Fang  
November 30, 2018

APPENDIX C – ATTACHMENT B  
ILLUSTRATIVE CUSTOMERS WITH NO HUC USAGE DURING THE 12-MONTH PERIOD  
SAN DIEGO GAS AND ELECTRIC COMPANY  
PETITION FOR MODIFICATION OF D.15-07-001 AND D.17-07-006

**Typical Monthly Residential Energy Charges at DR w/ HUC and DR w/o HUC**  
**Coastal Customers**  
**FERA, Summer, Basic**

Line										Line
No.	Energy kWh	Number of Customers	% of Customers	% of Customers Cumulative	Avg kWh for the Range	DR w/ HUC (\$)	DR w/o HUC (\$)	CHANGE (\$)	CHANGE (%)	No.
1	< 25 kWh	1	0.05%	0.05%	15	\$5.95	\$5.97	\$0.02	0.27%	1
2	25 to 50 kWh	0	0.00%	0.05%	0	\$0.00	\$0.00	\$0.00	0.00%	2
3	50 to 75 kWh	4	0.20%	0.25%	59	\$14.85	\$14.96	\$0.11	0.73%	3
4	75 to 100 kWh	8	0.41%	0.66%	86	\$21.11	\$21.28	\$0.17	0.79%	4
5	100 to 125 kWh	30	1.52%	2.18%	112	\$26.78	\$27.00	\$0.22	0.80%	5
6	125 to 150 kWh	51	2.59%	4.77%	138	\$32.89	\$33.16	\$0.27	0.81%	6
7	150 to 200 kWh	143	7.26%	12.03%	177	\$42.30	\$42.64	\$0.34	0.81%	7
8	200 to 250 kWh	191	9.70%	21.73%	226	\$54.15	\$54.59	\$0.44	0.81%	8
9	250 to 300 kWh	222	11.27%	33.00%	276	\$66.77	\$67.31	\$0.54	0.81%	9
10	300 to 350 kWh	218	11.07%	44.06%	325	\$80.82	\$81.47	\$0.65	0.81%	10
11	350 to 400 kWh	193	9.80%	53.86%	375	\$96.26	\$97.04	\$0.78	0.81%	11
12	400 to 450 kWh	180	9.14%	63.00%	425	\$115.65	\$116.58	\$0.93	0.81%	12
13	450 to 500 kWh	172	8.73%	71.73%	474	\$135.61	\$136.71	\$1.10	0.81%	13
14	500 to 550 kWh	133	6.75%	78.48%	524	\$155.39	\$156.64	\$1.25	0.81%	14
15	550 to 600 kWh	118	5.99%	84.47%	575	\$176.27	\$177.69	\$1.42	0.81%	15
16	600 to 650 kWh	82	4.16%	88.63%	624	\$196.18	\$197.76	\$1.58	0.80%	16
17	650 to 700 kWh	88	4.47%	93.10%	674	\$215.46	\$217.20	\$1.74	0.80%	17
18	700 to 800 kWh	87	4.42%	97.51%	745	\$246.20	\$248.19	\$1.99	0.80%	18
19	800 to 900 kWh	42	2.13%	99.64%	835	\$283.34	\$285.62	\$2.28	0.80%	19
20	900 to 1000 kWh	7	0.36%	100.00%	930	\$323.05	\$325.64	\$2.59	0.80%	20
21	1000 to 1500 kWh	0	0.00%	100.00%	0	\$0.00	\$0.00	\$0.00	0.00%	21
22	1500 to 2000 kWh	0	0.00%	100.00%	0	\$0.00	\$0.00	\$0.00	0.00%	22
23	2000 to 3000 kWh	0	0.00%	100.00%	0	\$0.00	\$0.00	\$0.00	0.00%	23
24	> 3000 kWh	0	0.00%	100.00%	0	\$0.00	\$0.00	\$0.00	0.00%	24
25	TOTAL	1970	100.00%	100.00%	404	\$114.91	\$115.83	\$0.92	0.81%	25

Note: DR w/ HUC reflects SDG&E’s residential tiered rate schedule (Schedule DR) effective November 1, 2018 (AL 3290-E). DR w/o HUC is SDG&E’s proposal to eliminate the HUC Charge.

Declaration of Cynthia Fang  
November 30, 2018

APPENDIX C – ATTACHMENT B  
ILLUSTRATIVE CUSTOMERS WITH NO HUC USAGE DURING THE 12-MONTH PERIOD  
SAN DIEGO GAS AND ELECTRIC COMPANY  
PETITION FOR MODIFICATION OF D.15-07-001 AND D.17-07-006

**Typical Monthly Residential Energy Charges at DR w/ HUC and DR w/o HUC**  
**Coastal Customers**  
**FERA, Summer, All Electric**

Line										Line
No.	Energy kWh	Number of Customers	% of Customers	% of Customers Cumulative	Avg kWh for the Range	DR w/ HUC (\$)	DR w/o HUC (\$)	CHANGE (\$)	CHANGE (%)	No.
1	< 25 kWh	1	0.14%	0.14%	8	\$5.02	\$5.02	\$0.00	0.00%	1
2	25 to 50 kWh	0	0.00%	0.14%	0	\$0.00	\$0.00	\$0.00	0.00%	2
3	50 to 75 kWh	0	0.00%	0.14%	0	\$0.00	\$0.00	\$0.00	0.00%	3
4	75 to 100 kWh	4	0.55%	0.69%	93	\$22.24	\$22.41	\$0.17	0.80%	4
5	100 to 125 kWh	11	1.51%	2.20%	117	\$28.13	\$28.35	\$0.22	0.80%	5
6	125 to 150 kWh	26	3.58%	5.78%	139	\$33.39	\$33.66	\$0.27	0.81%	6
7	150 to 200 kWh	80	11.00%	16.78%	178	\$42.61	\$42.95	\$0.34	0.80%	7
8	200 to 250 kWh	84	11.55%	28.34%	225	\$54.31	\$54.75	\$0.44	0.80%	8
9	250 to 300 kWh	94	12.93%	41.27%	274	\$67.51	\$68.05	\$0.54	0.80%	9
10	300 to 350 kWh	96	13.21%	54.47%	325	\$82.24	\$82.89	\$0.65	0.80%	10
11	350 to 400 kWh	85	11.69%	66.16%	374	\$100.10	\$100.90	\$0.80	0.80%	11
12	400 to 450 kWh	76	10.45%	76.62%	426	\$120.44	\$121.40	\$0.96	0.80%	12
13	450 to 500 kWh	52	7.15%	83.77%	473	\$139.78	\$140.90	\$1.12	0.80%	13
14	500 to 550 kWh	36	4.95%	88.72%	522	\$159.35	\$160.62	\$1.27	0.80%	14
15	550 to 600 kWh	28	3.85%	92.57%	574	\$180.10	\$181.54	\$1.44	0.80%	15
16	600 to 650 kWh	23	3.16%	95.74%	628	\$202.42	\$204.04	\$1.62	0.80%	16
17	650 to 700 kWh	11	1.51%	97.25%	675	\$222.18	\$223.96	\$1.78	0.80%	17
18	700 to 800 kWh	18	2.48%	99.73%	738	\$248.13	\$250.11	\$1.98	0.80%	18
19	800 to 900 kWh	2	0.28%	100.00%	850	\$294.60	\$296.96	\$2.36	0.80%	19
20	900 to 1000 kWh	0	0.00%	100.00%	0	\$0.00	\$0.00	\$0.00	0.00%	20
21	1000 to 1500 kWh	0	0.00%	100.00%	0	\$0.00	\$0.00	\$0.00	0.00%	21
22	1500 to 2000 kWh	0	0.00%	100.00%	0	\$0.00	\$0.00	\$0.00	0.00%	22
23	2000 to 3000 kWh	0	0.00%	100.00%	0	\$0.00	\$0.00	\$0.00	0.00%	23
24	> 3000 kWh	0	0.00%	100.00%	0	\$0.00	\$0.00	\$0.00	0.00%	24
25	TOTAL	727	100.00%	100.00%	352	\$98.14	\$98.92	\$0.78	0.80%	25

Note: DR w/ HUC reflects SDG&E’s residential tiered rate schedule (Schedule DR) effective November 1, 2018 (AL 3290-E). DR w/o HUC is SDG&E’s proposal to eliminate the HUC Charge.

Declaration of Cynthia Fang  
November 30, 2018



APPENDIX C – ATTACHMENT B  
ILLUSTRATIVE CUSTOMERS WITH NO HUC USAGE DURING THE 12-MONTH PERIOD  
SAN DIEGO GAS AND ELECTRIC COMPANY  
PETITION FOR MODIFICATION OF D.15-07-001 AND D.17-07-006

**Typical Monthly Residential Energy Charges at DR w/ HUC and DR w/o HUC**  
**Coastal Customers**  
**FERA, Winter, Basic**

Line									Line	
No.	Energy kWh	Number of Customers	% of Customers	% of Customers Cumulative	Avg kWh for the Range	DR w/ HUC (\$)	DR w/o HUC (\$)	CHANGE (\$)	CHANGE (%)	No.
1	< 25 kWh	1	0.05%	0.05%	6	\$5.27	\$5.28	\$0.01	0.19%	1
2	25 to 50 kWh	3	0.15%	0.20%	36	\$8.42	\$8.48	\$0.06	0.71%	2
3	50 to 75 kWh	14	0.71%	0.91%	63	\$13.23	\$13.35	\$0.12	0.92%	3
4	75 to 100 kWh	38	1.93%	2.84%	89	\$18.22	\$18.39	\$0.17	0.92%	4
5	100 to 125 kWh	66	3.35%	6.19%	114	\$23.28	\$23.50	\$0.22	0.94%	5
6	125 to 150 kWh	75	3.81%	10.00%	140	\$28.38	\$28.65	\$0.27	0.94%	6
7	150 to 200 kWh	187	9.49%	19.49%	176	\$35.68	\$36.02	\$0.34	0.94%	7
8	200 to 250 kWh	257	13.05%	32.54%	226	\$45.74	\$46.18	\$0.44	0.94%	8
9	250 to 300 kWh	266	13.50%	46.04%	275	\$56.01	\$56.54	\$0.53	0.95%	9
10	300 to 350 kWh	274	13.91%	59.95%	325	\$67.33	\$67.97	\$0.64	0.95%	10
11	350 to 400 kWh	217	11.02%	70.97%	373	\$79.36	\$80.11	\$0.75	0.94%	11
12	400 to 450 kWh	175	8.88%	79.85%	424	\$95.96	\$96.86	\$0.90	0.94%	12
13	450 to 500 kWh	129	6.55%	86.40%	473	\$112.74	\$113.80	\$1.06	0.94%	13
14	500 to 550 kWh	85	4.32%	90.71%	523	\$129.70	\$130.93	\$1.23	0.95%	14
15	550 to 600 kWh	55	2.79%	93.50%	569	\$146.18	\$147.56	\$1.38	0.95%	15
16	600 to 650 kWh	52	2.64%	96.14%	622	\$164.79	\$166.34	\$1.55	0.95%	16
17	650 to 700 kWh	33	1.68%	97.82%	670	\$181.80	\$183.52	\$1.72	0.95%	17
18	700 to 800 kWh	33	1.68%	99.49%	745	\$208.26	\$210.24	\$1.98	0.95%	18
19	800 to 900 kWh	5	0.25%	99.75%	825	\$236.38	\$238.61	\$2.23	0.95%	19
20	900 to 1000 kWh	5	0.25%	100.00%	930	\$273.57	\$276.16	\$2.59	0.95%	20
21	1000 to 1500 kWh	0	0.00%	100.00%	0	\$0.00	\$0.00	\$0.00	0.00%	21
22	1500 to 2000 kWh	0	0.00%	100.00%	0	\$0.00	\$0.00	\$0.00	0.00%	22
23	2000 to 3000 kWh	0	0.00%	100.00%	0	\$0.00	\$0.00	\$0.00	0.00%	23
24	> 3000 kWh	0	0.00%	100.00%	0	\$0.00	\$0.00	\$0.00	0.00%	24
25	TOTAL	1970	100.00%	100.00%	333	\$75.11	\$75.82	\$0.71	0.95%	25

Note: DR w/ HUC reflects SDG&E's residential tiered rate schedule (Schedule DR) effective November 1, 2018 (AL 3290-E). DR w/o HUC is SDG&E's proposal to eliminate the HUC Charge.

APPENDIX C – ATTACHMENT B  
ILLUSTRATIVE CUSTOMERS WITH NO HUC USAGE DURING THE 12-MONTH PERIOD  
SAN DIEGO GAS AND ELECTRIC COMPANY  
PETITION FOR MODIFICATION OF D.15-07-001 AND D.17-07-006

**Typical Monthly Residential Energy Charges at DR w/ HUC and DR w/o HUC**  
**Coastal Customers**  
**FERA, Winter, All Electric**

Line										Line
No.	Energy kWh	Number of Customers	% of Customers	% of Customers Cumulative	Avg kWh for the Range	DR w/ HUC (\$)	DR w/o HUC (\$)	CHANGE (\$)	CHANGE (%)	No.
1	< 25 kWh	2	0.28%	0.28%	2	\$4.96	\$4.96	\$0.00	0.00%	1
2	25 to 50 kWh	0	0.00%	0.28%	0	\$0.00	\$0.00	\$0.00	0.00%	2
3	50 to 75 kWh	2	0.28%	0.55%	69	\$14.64	\$14.77	\$0.13	0.85%	3
4	75 to 100 kWh	12	1.65%	2.20%	89	\$18.10	\$18.27	\$0.17	0.94%	4
5	100 to 125 kWh	14	1.93%	4.13%	114	\$23.07	\$23.29	\$0.22	0.95%	5
6	125 to 150 kWh	40	5.50%	9.63%	137	\$27.82	\$28.08	\$0.26	0.94%	6
7	150 to 200 kWh	108	14.86%	24.49%	174	\$35.29	\$35.62	\$0.33	0.94%	7
8	200 to 250 kWh	138	18.98%	43.47%	224	\$45.41	\$45.84	\$0.43	0.94%	8
9	250 to 300 kWh	108	14.86%	58.32%	275	\$55.68	\$56.21	\$0.53	0.94%	9
10	300 to 350 kWh	74	10.18%	68.50%	323	\$65.30	\$65.91	\$0.61	0.95%	10
11	350 to 400 kWh	75	10.32%	78.82%	373	\$75.92	\$76.64	\$0.72	0.95%	11
12	400 to 450 kWh	50	6.88%	85.70%	423	\$86.61	\$87.43	\$0.82	0.95%	12
13	450 to 500 kWh	29	3.99%	89.69%	473	\$97.03	\$97.95	\$0.92	0.95%	13
14	500 to 550 kWh	23	3.16%	92.85%	525	\$110.22	\$111.26	\$1.04	0.95%	14
15	550 to 600 kWh	13	1.79%	94.64%	574	\$128.90	\$130.12	\$1.22	0.95%	15
16	600 to 650 kWh	13	1.79%	96.43%	622	\$141.45	\$142.80	\$1.35	0.95%	16
17	650 to 700 kWh	10	1.38%	97.80%	669	\$156.83	\$158.32	\$1.49	0.95%	17
18	700 to 800 kWh	7	0.96%	98.76%	736	\$179.49	\$181.19	\$1.70	0.95%	18
19	800 to 900 kWh	4	0.55%	99.31%	845	\$217.82	\$219.89	\$2.07	0.95%	19
20	900 to 1000 kWh	4	0.55%	99.86%	930	\$251.06	\$253.44	\$2.38	0.95%	20
21	1000 to 1500 kWh	1	0.14%	100.00%	1027	\$281.73	\$284.41	\$2.68	0.95%	21
22	1500 to 2000 kWh	0	0.00%	100.00%	0	\$0.00	\$0.00	\$0.00	0.00%	22
23	2000 to 3000 kWh	0	0.00%	100.00%	0	\$0.00	\$0.00	\$0.00	0.00%	23
24	> 3000 kWh	0	0.00%	100.00%	0	\$0.00	\$0.00	\$0.00	0.00%	24
25	TOTAL	727	100.00%	100.00%	305	\$63.94	\$64.55	\$0.61	0.95%	25

Note: DR w/ HUC reflects SDG&E's residential tiered rate schedule (Schedule DR) effective November 1, 2018 (AL 3290-E). DR w/o HUC is SDG&E's proposal to eliminate the HUC Charge.

Declaration of Cynthia Fang  
November 30, 2018

APPENDIX C – ATTACHMENT B  
ILLUSTRATIVE CUSTOMERS WITH NO HUC USAGE DURING THE 12-MONTH PERIOD  
SAN DIEGO GAS AND ELECTRIC COMPANY  
PETITION FOR MODIFICATION OF D.15-07-001 AND D.17-07-006

**Typical Monthly Residential Energy Charges at DR w/ HUC and DR w/o HUC**  
**Coastal Customers**  
**FERA, Annual, Basic**

Line										Line
No.	Energy kWh	Number of Customers	% of Customers	% of Customers Cumulative	Avg kWh for the Range	DR w/ HUC (\$)	DR w/o HUC (\$)	CHANGE (\$)	CHANGE (%)	No.
1	< 25 kWh	1	0.05%	0.05%	10	\$5.56	\$5.57	\$0.01	0.23%	1
2	25 to 50 kWh	1	0.05%	0.10%	47	\$10.43	\$10.51	\$0.08	0.82%	2
3	50 to 75 kWh	8	0.41%	0.51%	66	\$14.92	\$15.04	\$0.12	0.83%	3
4	75 to 100 kWh	11	0.56%	1.07%	90	\$20.14	\$20.31	\$0.17	0.87%	4
5	100 to 125 kWh	44	2.23%	3.30%	117	\$25.75	\$25.97	\$0.22	0.87%	5
6	125 to 150 kWh	63	3.20%	6.50%	137	\$30.27	\$30.53	\$0.26	0.87%	6
7	150 to 200 kWh	170	8.63%	15.13%	176	\$38.92	\$39.26	\$0.34	0.87%	7
8	200 to 250 kWh	211	10.71%	25.84%	228	\$50.46	\$50.90	\$0.44	0.87%	8
9	250 to 300 kWh	251	12.74%	38.58%	274	\$61.74	\$62.28	\$0.54	0.87%	9
10	300 to 350 kWh	248	12.59%	51.17%	324	\$74.61	\$75.26	\$0.65	0.87%	10
11	350 to 400 kWh	231	11.73%	62.89%	374	\$89.45	\$90.23	\$0.78	0.87%	11
12	400 to 450 kWh	202	10.25%	73.15%	424	\$106.04	\$106.97	\$0.93	0.87%	12
13	450 to 500 kWh	154	7.82%	80.97%	476	\$124.14	\$125.22	\$1.08	0.87%	13
14	500 to 550 kWh	130	6.60%	87.56%	526	\$143.75	\$144.99	\$1.24	0.87%	14
15	550 to 600 kWh	86	4.37%	91.93%	571	\$159.82	\$161.21	\$1.39	0.87%	15
16	600 to 650 kWh	65	3.30%	95.23%	623	\$179.43	\$181.00	\$1.57	0.87%	16
17	650 to 700 kWh	34	1.73%	96.95%	675	\$198.38	\$200.12	\$1.74	0.88%	17
18	700 to 800 kWh	48	2.44%	99.39%	739	\$222.92	\$224.87	\$1.95	0.88%	18
19	800 to 900 kWh	10	0.51%	99.90%	844	\$262.26	\$264.56	\$2.30	0.88%	19
20	900 to 1000 kWh	2	0.10%	100.00%	954	\$303.20	\$305.87	\$2.67	0.88%	20
21	1000 to 1500 kWh	0	0.00%	100.00%	0	\$0.00	\$0.00	\$0.00	0.00%	21
22	1500 to 2000 kWh	0	0.00%	100.00%	0	\$0.00	\$0.00	\$0.00	0.00%	22
23	2000 to 3000 kWh	0	0.00%	100.00%	0	\$0.00	\$0.00	\$0.00	0.00%	23
24	> 3000 kWh	0	0.00%	100.00%	0	\$0.00	\$0.00	\$0.00	0.00%	24
25	TOTAL	1970	100.00%	100.00%	362	\$91.69	\$92.49	\$0.80	0.87%	25

Note: DR w/ HUC reflects SDG&E’s residential tiered rate schedule (Schedule DR) effective November 1, 2018 (AL 3290-E). DR w/o HUC is SDG&E’s proposal to eliminate the HUC Charge.

Declaration of Cynthia Fang  
November 30, 2018

APPENDIX C – ATTACHMENT B  
ILLUSTRATIVE CUSTOMERS WITH NO HUC USAGE DURING THE 12-MONTH PERIOD  
SAN DIEGO GAS AND ELECTRIC COMPANY  
PETITION FOR MODIFICATION OF D.15-07-001 AND D.17-07-006

**Typical Monthly Residential Energy Charges at DR w/ HUC and DR w/o HUC**  
**Coastal Customers**  
**FERA, Annual, All Electric**

Line										Line
No.	Energy kWh	Number of Customers	% of Customers	% of Customers Cumulative	Avg kWh for the Range	DR w/ HUC (\$)	DR w/o HUC (\$)	CHANGE (\$)	CHANGE (%)	No.
1	< 25 kWh	1	0.14%	0.14%	6	\$4.99	\$4.99	\$0.00	0.00%	1
2	25 to 50 kWh	0	0.00%	0.14%	0	\$0.00	\$0.00	\$0.00	0.00%	2
3	50 to 75 kWh	1	0.14%	0.28%	71	\$25.16	\$25.32	\$0.16	0.67%	3
4	75 to 100 kWh	3	0.41%	0.69%	90	\$19.67	\$19.85	\$0.18	0.88%	4
5	100 to 125 kWh	13	1.79%	2.48%	115	\$25.21	\$25.43	\$0.22	0.87%	5
6	125 to 150 kWh	23	3.16%	5.64%	140	\$30.92	\$31.19	\$0.27	0.87%	6
7	150 to 200 kWh	101	13.89%	19.53%	178	\$39.26	\$39.60	\$0.34	0.87%	7
8	200 to 250 kWh	109	14.99%	34.53%	226	\$50.43	\$50.87	\$0.44	0.87%	8
9	250 to 300 kWh	108	14.86%	49.38%	275	\$63.01	\$63.56	\$0.55	0.87%	9
10	300 to 350 kWh	103	14.17%	63.55%	323	\$75.59	\$76.24	\$0.65	0.87%	10
11	350 to 400 kWh	77	10.59%	74.14%	373	\$88.14	\$88.90	\$0.76	0.87%	11
12	400 to 450 kWh	67	9.22%	83.36%	422	\$103.47	\$104.36	\$0.89	0.87%	12
13	450 to 500 kWh	36	4.95%	88.31%	473	\$116.17	\$117.18	\$1.01	0.87%	13
14	500 to 550 kWh	30	4.13%	92.44%	518	\$133.03	\$134.19	\$1.16	0.87%	14
15	550 to 600 kWh	18	2.48%	94.91%	568	\$147.72	\$149.00	\$1.28	0.87%	15
16	600 to 650 kWh	16	2.20%	97.11%	624	\$166.93	\$168.38	\$1.45	0.87%	16
17	650 to 700 kWh	8	1.10%	98.21%	670	\$183.19	\$184.80	\$1.61	0.88%	17
18	700 to 800 kWh	6	0.83%	99.04%	728	\$205.25	\$207.06	\$1.81	0.88%	18
19	800 to 900 kWh	6	0.83%	99.86%	842	\$246.12	\$248.29	\$2.17	0.88%	19
20	900 to 1000 kWh	1	0.14%	100.00%	909	\$268.62	\$271.01	\$2.39	0.89%	20
21	1000 to 1500 kWh	0	0.00%	100.00%	0	\$0.00	\$0.00	\$0.00	0.00%	21
22	1500 to 2000 kWh	0	0.00%	100.00%	0	\$0.00	\$0.00	\$0.00	0.00%	22
23	2000 to 3000 kWh	0	0.00%	100.00%	0	\$0.00	\$0.00	\$0.00	0.00%	23
24	> 3000 kWh	0	0.00%	100.00%	0	\$0.00	\$0.00	\$0.00	0.00%	24
25	TOTAL	727	100.00%	100.00%	325	\$78.19	\$78.87	\$0.68	0.87%	25

Note: DR w/ HUC reflects SDG&E's residential tiered rate schedule (Schedule DR) effective November 1, 2018 (AL 3290-E). DR w/o HUC is SDG&E's proposal to eliminate the HUC Charge.

APPENDIX C – ATTACHMENT B  
ILLUSTRATIVE CUSTOMERS WITH NO HUC USAGE DURING THE 12-MONTH PERIOD  
SAN DIEGO GAS AND ELECTRIC COMPANY  
PETITION FOR MODIFICATION OF D.15-07-001 AND D.17-07-006

**Typical Monthly Residential Energy Charges at DR w/ HUC and DR w/o HUC**  
**Desert Customers**  
**FERA, Summer, Basic**

Line										Line
No.	Energy kWh	Number of Customers	% of Customers	% of Customers Cumulative	Avg kWh for the Range	DR w/ HUC (\$)	DR w/o HUC (\$)	CHANGE (\$)	CHANGE (%)	No.
1	< 25 kWh	0	0.00%	0.00%	0	\$0.00	\$0.00	\$0.00	0.00%	1
2	25 to 50 kWh	0	0.00%	0.00%	0	\$0.00	\$0.00	\$0.00	0.00%	2
3	50 to 75 kWh	0	0.00%	0.00%	0	\$0.00	\$0.00	\$0.00	0.00%	3
4	75 to 100 kWh	0	0.00%	0.00%	0	\$0.00	\$0.00	\$0.00	0.00%	4
5	100 to 125 kWh	0	0.00%	0.00%	0	\$0.00	\$0.00	\$0.00	0.00%	5
6	125 to 150 kWh	0	0.00%	0.00%	0	\$0.00	\$0.00	\$0.00	0.00%	6
7	150 to 200 kWh	0	0.00%	0.00%	0	\$0.00	\$0.00	\$0.00	0.00%	7
8	200 to 250 kWh	0	0.00%	0.00%	0	\$0.00	\$0.00	\$0.00	0.00%	8
9	250 to 300 kWh	0	0.00%	0.00%	0	\$0.00	\$0.00	\$0.00	0.00%	9
10	300 to 350 kWh	0	0.00%	0.00%	0	\$0.00	\$0.00	\$0.00	0.00%	10
11	350 to 400 kWh	0	0.00%	0.00%	0	\$0.00	\$0.00	\$0.00	0.00%	11
12	400 to 450 kWh	0	0.00%	0.00%	0	\$0.00	\$0.00	\$0.00	0.00%	12
13	450 to 500 kWh	0	0.00%	0.00%	0	\$0.00	\$0.00	\$0.00	0.00%	13
14	500 to 550 kWh	0	0.00%	0.00%	0	\$0.00	\$0.00	\$0.00	0.00%	14
15	550 to 600 kWh	0	0.00%	0.00%	0	\$0.00	\$0.00	\$0.00	0.00%	15
16	600 to 650 kWh	0	0.00%	0.00%	0	\$0.00	\$0.00	\$0.00	0.00%	16
17	650 to 700 kWh	0	0.00%	0.00%	0	\$0.00	\$0.00	\$0.00	0.00%	17
18	700 to 800 kWh	0	0.00%	0.00%	0	\$0.00	\$0.00	\$0.00	0.00%	18
19	800 to 900 kWh	0	0.00%	0.00%	0	\$0.00	\$0.00	\$0.00	0.00%	19
20	900 to 1000 kWh	0	0.00%	0.00%	0	\$0.00	\$0.00	\$0.00	0.00%	20
21	1000 to 1500 kWh	1	100.00%	100.00%	1095	\$344.89	\$347.66	\$2.77	0.80%	21
22	1500 to 2000 kWh	0	0.00%	100.00%	0	\$0.00	\$0.00	\$0.00	0.00%	22
23	2000 to 3000 kWh	0	0.00%	100.00%	0	\$0.00	\$0.00	\$0.00	0.00%	23
24	> 3000 kWh	0	0.00%	100.00%	0	\$0.00	\$0.00	\$0.00	0.00%	24
25	TOTAL	1	100.00%	100.00%	1095	\$344.89	\$347.66	\$2.77	0.80%	25

Note: DR w/ HUC reflects SDG&E’s residential tiered rate schedule (Schedule DR) effective November 1, 2018 (AL 3290-E). DR w/o HUC is SDG&E’s proposal to eliminate the HUC Charge.

APPENDIX C – ATTACHMENT B  
 ILLUSTRATIVE CUSTOMERS WITH NO HUC USAGE DURING THE 12-MONTH PERIOD  
 SAN DIEGO GAS AND ELECTRIC COMPANY  
 PETITION FOR MODIFICATION OF D.15-07-001 AND D.17-07-006

**Typical Monthly Residential Energy Charges at DR w/ HUC and DR w/o HUC**  
**Desert Customers**  
**FERA, Summer, All Electric**

Line No.	Energy kWh	Number of Customers	% of Customers	% of Customers Cumulative	Avg kWh for the Range	DR w/ HUC (\$)	DR w/o HUC (\$)	CHANGE (\$)	CHANGE (%)	Line No.
1	< 25 kWh	0								1
2	25 to 50 kWh	0								2
3	50 to 75 kWh	0								3
4	75 to 100 kWh	0								4
5	100 to 125 kWh	0								5
6	125 to 150 kWh	0								6
7	150 to 200 kWh	0								7
8	200 to 250 kWh	0								8
9	250 to 300 kWh	0								9
10	300 to 350 kWh	0								10
11	350 to 400 kWh	0								11
12	400 to 450 kWh	0								12
13	450 to 500 kWh	0								13
14	500 to 550 kWh	0								14
15	550 to 600 kWh	0								15
16	600 to 650 kWh	0								16
17	650 to 700 kWh	0								17
18	700 to 800 kWh	0								18
19	800 to 900 kWh	0								19
20	900 to 1000 kWh	0								20
21	1000 to 1500 kWh	0								21
22	1500 to 2000 kWh	0								22
23	2000 to 3000 kWh	0								23
24	> 3000 kWh	0								24
25	TOTAL	0								25

Note: DR w/ HUC reflects SDG&E’s residential tiered rate schedule (Schedule DR) effective November 1, 2018 (AL 3290-E). DR w/o HUC is SDG&E’s proposal to eliminate the HUC Charge.

APPENDIX C – ATTACHMENT B  
ILLUSTRATIVE CUSTOMERS WITH NO HUC USAGE DURING THE 12-MONTH PERIOD  
SAN DIEGO GAS AND ELECTRIC COMPANY  
PETITION FOR MODIFICATION OF D.15-07-001 AND D.17-07-006

**Typical Monthly Residential Energy Charges at DR w/ HUC and DR w/o HUC**  
**Desert Customers**  
**FERA, Winter, Basic**

Line No.	Energy kWh	Number of Customers	% of Customers	% of Customers Cumulative	Avg kWh for the Range	DR w/ HUC (\$)	DR w/o HUC (\$)	CHANGE (\$)	CHANGE (%)	Line No.
1	< 25 kWh	0	0.00%	0.00%	0	\$0.00	\$0.00	\$0.00	0.00%	1
2	25 to 50 kWh	0	0.00%	0.00%	0	\$0.00	\$0.00	\$0.00	0.00%	2
3	50 to 75 kWh	0	0.00%	0.00%	0	\$0.00	\$0.00	\$0.00	0.00%	3
4	75 to 100 kWh	0	0.00%	0.00%	0	\$0.00	\$0.00	\$0.00	0.00%	4
5	100 to 125 kWh	0	0.00%	0.00%	0	\$0.00	\$0.00	\$0.00	0.00%	5
6	125 to 150 kWh	0	0.00%	0.00%	0	\$0.00	\$0.00	\$0.00	0.00%	6
7	150 to 200 kWh	0	0.00%	0.00%	0	\$0.00	\$0.00	\$0.00	0.00%	7
8	200 to 250 kWh	0	0.00%	0.00%	0	\$0.00	\$0.00	\$0.00	0.00%	8
9	250 to 300 kWh	0	0.00%	0.00%	0	\$0.00	\$0.00	\$0.00	0.00%	9
10	300 to 350 kWh	0	0.00%	0.00%	0	\$0.00	\$0.00	\$0.00	0.00%	10
11	350 to 400 kWh	0	0.00%	0.00%	0	\$0.00	\$0.00	\$0.00	0.00%	11
12	400 to 450 kWh	0	0.00%	0.00%	0	\$0.00	\$0.00	\$0.00	0.00%	12
13	450 to 500 kWh	0	0.00%	0.00%	0	\$0.00	\$0.00	\$0.00	0.00%	13
14	500 to 550 kWh	0	0.00%	0.00%	0	\$0.00	\$0.00	\$0.00	0.00%	14
15	550 to 600 kWh	1	100.00%	100.00%	569	\$135.93	\$137.22	\$1.29	0.95%	15
16	600 to 650 kWh	0	0.00%	100.00%	0	\$0.00	\$0.00	\$0.00	0.00%	16
17	650 to 700 kWh	0	0.00%	100.00%	0	\$0.00	\$0.00	\$0.00	0.00%	17
18	700 to 800 kWh	0	0.00%	100.00%	0	\$0.00	\$0.00	\$0.00	0.00%	18
19	800 to 900 kWh	0	0.00%	100.00%	0	\$0.00	\$0.00	\$0.00	0.00%	19
20	900 to 1000 kWh	0	0.00%	100.00%	0	\$0.00	\$0.00	\$0.00	0.00%	20
21	1000 to 1500 kWh	0	0.00%	100.00%	0	\$0.00	\$0.00	\$0.00	0.00%	21
22	1500 to 2000 kWh	0	0.00%	100.00%	0	\$0.00	\$0.00	\$0.00	0.00%	22
23	2000 to 3000 kWh	0	0.00%	100.00%	0	\$0.00	\$0.00	\$0.00	0.00%	23
24	> 3000 kWh	0	0.00%	100.00%	0	\$0.00	\$0.00	\$0.00	0.00%	24
25	TOTAL	1	100.00%	100.00%	569	\$135.93	\$137.22	\$1.29	0.95%	25

Note: DR w/ HUC reflects SDG&E’s residential tiered rate schedule (Schedule DR) effective November 1, 2018 (AL 3290-E). DR w/o HUC is SDG&E’s proposal to eliminate the HUC Charge.

Declaration of Cynthia Fang  
November 30, 2018

APPENDIX C – ATTACHMENT B  
ILLUSTRATIVE CUSTOMERS WITH NO HUC USAGE DURING THE 12-MONTH PERIOD  
SAN DIEGO GAS AND ELECTRIC COMPANY  
PETITION FOR MODIFICATION OF D.15-07-001 AND D.17-07-006

**Typical Monthly Residential Energy Charges at DR w/ HUC and DR w/o HUC  
Desert Customers  
FERA, Winter, All Electric**

Line No.	Energy kWh	Number of Customers	% of Customers	% of Customers Cumulative	Avg kWh for the Range	DR w/ HUC (\$)	DR w/o HUC (\$)	CHANGE (\$)	CHANGE (%)	Line No.
1	< 25 kWh	0								1
2	25 to 50 kWh	0								2
3	50 to 75 kWh	0								3
4	75 to 100 kWh	0								4
5	100 to 125 kWh	0								5
6	125 to 150 kWh	0								6
7	150 to 200 kWh	0								7
8	200 to 250 kWh	0								8
9	250 to 300 kWh	0								9
10	300 to 350 kWh	0								10
11	350 to 400 kWh	0								11
12	400 to 450 kWh	0								12
13	450 to 500 kWh	0								13
14	500 to 550 kWh	0								14
15	550 to 600 kWh	0								15
16	600 to 650 kWh	0								16
17	650 to 700 kWh	0								17
18	700 to 800 kWh	0								18
19	800 to 900 kWh	0								19
20	900 to 1000 kWh	0								20
21	1000 to 1500 kWh	0								21
22	1500 to 2000 kWh	0								22
23	2000 to 3000 kWh	0								23
24	> 3000 kWh	0								24
25	TOTAL	0								25

Note: DR w/ HUC reflects SDG&E’s residential tiered rate schedule (Schedule DR) effective November 1, 2018 (AL 3290-E). DR w/o HUC is SDG&E’s proposal to eliminate the HUC Charge.



APPENDIX C – ATTACHMENT B  
ILLUSTRATIVE CUSTOMERS WITH NO HUC USAGE DURING THE 12-MONTH PERIOD  
SAN DIEGO GAS AND ELECTRIC COMPANY  
PETITION FOR MODIFICATION OF D.15-07-001 AND D.17-07-006

**Typical Monthly Residential Energy Charges at DR w/ HUC and DR w/o HUC**  
**Desert Customers**  
**FERA, Annual, Basic**

Line										Line
No.	Energy kWh	Number of Customers	% of Customers	% of Customers Cumulative	Avg kWh for the Range	DR w/ HUC (\$)	DR w/o HUC (\$)	CHANGE (\$)	CHANGE (%)	No.
1	< 25 kWh	0	0.00%	0.00%	0	\$0.00	\$0.00	\$0.00	0.00%	1
2	25 to 50 kWh	0	0.00%	0.00%	0	\$0.00	\$0.00	\$0.00	0.00%	2
3	50 to 75 kWh	0	0.00%	0.00%	0	\$0.00	\$0.00	\$0.00	0.00%	3
4	75 to 100 kWh	0	0.00%	0.00%	0	\$0.00	\$0.00	\$0.00	0.00%	4
5	100 to 125 kWh	0	0.00%	0.00%	0	\$0.00	\$0.00	\$0.00	0.00%	5
6	125 to 150 kWh	0	0.00%	0.00%	0	\$0.00	\$0.00	\$0.00	0.00%	6
7	150 to 200 kWh	0	0.00%	0.00%	0	\$0.00	\$0.00	\$0.00	0.00%	7
8	200 to 250 kWh	0	0.00%	0.00%	0	\$0.00	\$0.00	\$0.00	0.00%	8
9	250 to 300 kWh	0	0.00%	0.00%	0	\$0.00	\$0.00	\$0.00	0.00%	9
10	300 to 350 kWh	0	0.00%	0.00%	0	\$0.00	\$0.00	\$0.00	0.00%	10
11	350 to 400 kWh	0	0.00%	0.00%	0	\$0.00	\$0.00	\$0.00	0.00%	11
12	400 to 450 kWh	0	0.00%	0.00%	0	\$0.00	\$0.00	\$0.00	0.00%	12
13	450 to 500 kWh	0	0.00%	0.00%	0	\$0.00	\$0.00	\$0.00	0.00%	13
14	500 to 550 kWh	0	0.00%	0.00%	0	\$0.00	\$0.00	\$0.00	0.00%	14
15	550 to 600 kWh	0	0.00%	0.00%	0	\$0.00	\$0.00	\$0.00	0.00%	15
16	600 to 650 kWh	0	0.00%	0.00%	0	\$0.00	\$0.00	\$0.00	0.00%	16
17	650 to 700 kWh	0	0.00%	0.00%	0	\$0.00	\$0.00	\$0.00	0.00%	17
18	700 to 800 kWh	1	100.00%	100.00%	788	\$223.00	\$224.90	\$1.90	0.86%	18
19	800 to 900 kWh	0	0.00%	100.00%	0	\$0.00	\$0.00	\$0.00	0.00%	19
20	900 to 1000 kWh	0	0.00%	100.00%	0	\$0.00	\$0.00	\$0.00	0.00%	20
21	1000 to 1500 kWh	0	0.00%	100.00%	0	\$0.00	\$0.00	\$0.00	0.00%	21
22	1500 to 2000 kWh	0	0.00%	100.00%	0	\$0.00	\$0.00	\$0.00	0.00%	22
23	2000 to 3000 kWh	0	0.00%	100.00%	0	\$0.00	\$0.00	\$0.00	0.00%	23
24	> 3000 kWh	0	0.00%	100.00%	0	\$0.00	\$0.00	\$0.00	0.00%	24
25	TOTAL	1	100.00%	100.00%	788	\$223.00	\$224.90	\$1.90	0.86%	25

Note: DR w/ HUC reflects SDG&E’s residential tiered rate schedule (Schedule DR) effective November 1, 2018 (AL 3290-E). DR w/o HUC is SDG&E’s proposal to eliminate the HUC Charge.

Declaration of Cynthia Fang  
November 30, 2018

APPENDIX C – ATTACHMENT B  
ILLUSTRATIVE CUSTOMERS WITH NO HUC USAGE DURING THE 12-MONTH PERIOD  
SAN DIEGO GAS AND ELECTRIC COMPANY  
PETITION FOR MODIFICATION OF D.15-07-001 AND D.17-07-006

**Typical Monthly Residential Energy Charges at DR w/ HUC and DR w/o HUC  
Desert Customers  
FERA, Annual, All Electric**

Line No.	Energy kWh	Number of Customers	% of Customers	% of Customers Cumulative	Avg kWh for the Range	DR w/ HUC (\$)	DR w/o HUC (\$)	CHANGE (\$)	CHANGE (%)	Line No.
1	< 25 kWh	0								1
2	25 to 50 kWh	0								2
3	50 to 75 kWh	0								3
4	75 to 100 kWh	0								4
5	100 to 125 kWh	0								5
6	125 to 150 kWh	0								6
7	150 to 200 kWh	0								7
8	200 to 250 kWh	0								8
9	250 to 300 kWh	0								9
10	300 to 350 kWh	0								10
11	350 to 400 kWh	0								11
12	400 to 450 kWh	0								12
13	450 to 500 kWh	0								13
14	500 to 550 kWh	0								14
15	550 to 600 kWh	0								15
16	600 to 650 kWh	0								16
17	650 to 700 kWh	0								17
18	700 to 800 kWh	0								18
19	800 to 900 kWh	0								19
20	900 to 1000 kWh	0								20
21	1000 to 1500 kWh	0								21
22	1500 to 2000 kWh	0								22
23	2000 to 3000 kWh	0								23
24	> 3000 kWh	0								24
25	TOTAL	0								25

Note: DR w/ HUC reflects SDG&E’s residential tiered rate schedule (Schedule DR) effective November 1, 2018 (AL 3290-E). DR w/o HUC is SDG&E’s proposal to eliminate the HUC Charge.

APPENDIX C – ATTACHMENT B  
ILLUSTRATIVE CUSTOMERS WITH NO HUC USAGE DURING THE 12-MONTH PERIOD  
SAN DIEGO GAS AND ELECTRIC COMPANY  
PETITION FOR MODIFICATION OF D.15-07-001 AND D.17-07-006

**Typical Monthly Residential Energy Charges at DR w/ HUC and DR w/o HUC  
Inland Customers  
FERA, Summer, Basic**

Line										Line
No.	Energy kWh	Number of Customers	% of Customers	% of Customers Cumulative	Avg kWh for the Range	DR w/ HUC (\$)	DR w/o HUC (\$)	CHANGE (\$)	CHANGE (%)	No.
1	< 25 kWh	0	0.00%	0.00%	0	\$0.00	\$0.00	\$0.00	0.00%	1
2	25 to 50 kWh	0	0.00%	0.00%	0	\$0.00	\$0.00	\$0.00	0.00%	2
3	50 to 75 kWh	1	0.05%	0.05%	57	\$13.67	\$13.78	\$0.11	0.81%	3
4	75 to 100 kWh	8	0.42%	0.48%	88	\$21.33	\$21.50	\$0.17	0.79%	4
5	100 to 125 kWh	7	0.37%	0.84%	114	\$27.38	\$27.60	\$0.22	0.80%	5
6	125 to 150 kWh	11	0.58%	1.42%	140	\$33.43	\$33.70	\$0.27	0.81%	6
7	150 to 200 kWh	55	2.90%	4.33%	178	\$42.55	\$42.89	\$0.34	0.80%	7
8	200 to 250 kWh	82	4.33%	8.65%	226	\$53.80	\$54.23	\$0.43	0.80%	8
9	250 to 300 kWh	118	6.23%	14.88%	273	\$65.75	\$66.27	\$0.52	0.80%	9
10	300 to 350 kWh	148	7.81%	22.69%	325	\$79.49	\$80.13	\$0.64	0.80%	10
11	350 to 400 kWh	156	8.23%	30.92%	376	\$94.14	\$94.89	\$0.75	0.80%	11
12	400 to 450 kWh	162	8.55%	39.47%	426	\$110.20	\$111.08	\$0.88	0.80%	12
13	450 to 500 kWh	162	8.55%	48.02%	475	\$128.93	\$129.97	\$1.04	0.80%	13
14	500 to 550 kWh	153	8.07%	56.09%	525	\$148.09	\$149.28	\$1.19	0.80%	14
15	550 to 600 kWh	168	8.87%	64.96%	575	\$167.69	\$169.04	\$1.35	0.80%	15
16	600 to 650 kWh	139	7.34%	72.29%	626	\$188.07	\$189.58	\$1.51	0.80%	16
17	650 to 700 kWh	121	6.39%	78.68%	675	\$208.03	\$209.69	\$1.66	0.80%	17
18	700 to 800 kWh	200	10.55%	89.23%	748	\$237.59	\$239.50	\$1.91	0.80%	18
19	800 to 900 kWh	129	6.81%	96.04%	846	\$278.38	\$280.61	\$2.23	0.80%	19
20	900 to 1000 kWh	64	3.38%	99.42%	940	\$317.17	\$319.71	\$2.54	0.80%	20
21	1000 to 1500 kWh	11	0.58%	100.00%	1033	\$355.93	\$358.78	\$2.85	0.80%	21
22	1500 to 2000 kWh	0	0.00%	100.00%	0	\$0.00	\$0.00	\$0.00	0.00%	22
23	2000 to 3000 kWh	0	0.00%	100.00%	0	\$0.00	\$0.00	\$0.00	0.00%	23
24	> 3000 kWh	0	0.00%	100.00%	0	\$0.00	\$0.00	\$0.00	0.00%	24
25	TOTAL	1895	100.00%	100.00%	524	\$153.15	\$154.38	\$1.23	0.80%	25

Note: DR w/ HUC reflects SDG&E’s residential tiered rate schedule (Schedule DR) effective November 1, 2018 (AL 3290-E). DR w/o HUC is SDG&E’s proposal to eliminate the HUC Charge.

Declaration of Cynthia Fang  
November 30, 2018

APPENDIX C – ATTACHMENT B  
ILLUSTRATIVE CUSTOMERS WITH NO HUC USAGE DURING THE 12-MONTH PERIOD  
SAN DIEGO GAS AND ELECTRIC COMPANY  
PETITION FOR MODIFICATION OF D.15-07-001 AND D.17-07-006

**Typical Monthly Residential Energy Charges at DR w/ HUC and DR w/o HUC  
Inland Customers  
FERA, Summer, All Electric**

Line No.	Energy kWh	Number of Customers	% of Customers	% of Customers Cumulative	Avg kWh for the Range	DR w/ HUC (\$)	DR w/o HUC (\$)	CHANGE (\$)	CHANGE (%)	Line No.
1	< 25 kWh	0	0.00%	0.00%	0	\$0.00	\$0.00	\$0.00	0.00%	1
2	25 to 50 kWh	0	0.00%	0.00%	0	\$0.00	\$0.00	\$0.00	0.00%	2
3	50 to 75 kWh	0	0.00%	0.00%	0	\$0.00	\$0.00	\$0.00	0.00%	3
4	75 to 100 kWh	0	0.00%	0.00%	0	\$0.00	\$0.00	\$0.00	0.00%	4
5	100 to 125 kWh	4	0.50%	0.50%	115	\$27.50	\$27.72	\$0.22	0.79%	5
6	125 to 150 kWh	8	0.99%	1.49%	136	\$32.52	\$32.78	\$0.26	0.81%	6
7	150 to 200 kWh	17	2.11%	3.59%	175	\$42.17	\$42.51	\$0.34	0.81%	7
8	200 to 250 kWh	58	7.19%	10.78%	228	\$54.68	\$55.12	\$0.44	0.81%	8
9	250 to 300 kWh	73	9.05%	19.83%	276	\$66.46	\$67.00	\$0.54	0.81%	9
10	300 to 350 kWh	79	9.79%	29.62%	325	\$79.99	\$80.63	\$0.64	0.81%	10
11	350 to 400 kWh	98	12.14%	41.76%	376	\$95.15	\$95.91	\$0.76	0.81%	11
12	400 to 450 kWh	91	11.28%	53.04%	422	\$111.03	\$111.92	\$0.89	0.81%	12
13	450 to 500 kWh	69	8.55%	61.59%	476	\$130.85	\$131.90	\$1.05	0.80%	13
14	500 to 550 kWh	52	6.44%	68.03%	525	\$151.23	\$152.44	\$1.21	0.80%	14
15	550 to 600 kWh	64	7.93%	75.96%	573	\$169.15	\$170.51	\$1.36	0.81%	15
16	600 to 650 kWh	46	5.70%	81.66%	627	\$190.93	\$192.47	\$1.54	0.80%	16
17	650 to 700 kWh	45	5.58%	87.24%	679	\$211.06	\$212.76	\$1.70	0.80%	17
18	700 to 800 kWh	54	6.69%	93.93%	744	\$238.18	\$240.10	\$1.92	0.80%	18
19	800 to 900 kWh	38	4.71%	98.64%	846	\$280.34	\$282.60	\$2.26	0.80%	19
20	900 to 1000 kWh	8	0.99%	99.63%	953	\$324.82	\$327.43	\$2.61	0.80%	20
21	1000 to 1500 kWh	3	0.37%	100.00%	1017	\$351.38	\$354.20	\$2.82	0.80%	21
22	1500 to 2000 kWh	0	0.00%	100.00%	0	\$0.00	\$0.00	\$0.00	0.00%	22
23	2000 to 3000 kWh	0	0.00%	100.00%	0	\$0.00	\$0.00	\$0.00	0.00%	23
24	> 3000 kWh	0	0.00%	100.00%	0	\$0.00	\$0.00	\$0.00	0.00%	24
25	TOTAL	807	100.00%	100.00%	468	\$133.86	\$134.93	\$1.07	0.81%	25

Note: DR w/ HUC reflects SDG&E’s residential tiered rate schedule (Schedule DR) effective November 1, 2018 (AL 3290-E). DR w/o HUC is SDG&E’s proposal to eliminate the HUC Charge.

Declaration of Cynthia Fang  
November 30, 2018

APPENDIX C – ATTACHMENT B  
ILLUSTRATIVE CUSTOMERS WITH NO HUC USAGE DURING THE 12-MONTH PERIOD  
SAN DIEGO GAS AND ELECTRIC COMPANY  
PETITION FOR MODIFICATION OF D.15-07-001 AND D.17-07-006

**Typical Monthly Residential Energy Charges at DR w/ HUC and DR w/o HUC**  
**Inland Customers**  
**FERA, Winter, Basic**

Line										Line
No.	Energy kWh	Number of Customers	% of Customers	% of Customers Cumulative	Avg kWh for the Range	DR w/ HUC (\$)	DR w/o HUC (\$)	CHANGE (\$)	CHANGE (%)	No.
1	< 25 kWh	0	0.00%	0.00%	0	\$0.00	\$0.00	\$0.00	0.00%	1
2	25 to 50 kWh	4	0.21%	0.21%	35	\$8.34	\$8.39	\$0.05	0.69%	2
3	50 to 75 kWh	8	0.42%	0.63%	66	\$13.60	\$13.73	\$0.13	0.93%	3
4	75 to 100 kWh	14	0.74%	1.37%	89	\$18.05	\$18.22	\$0.17	0.94%	4
5	100 to 125 kWh	29	1.53%	2.90%	114	\$23.19	\$23.41	\$0.22	0.94%	5
6	125 to 150 kWh	36	1.90%	4.80%	140	\$28.43	\$28.70	\$0.27	0.94%	6
7	150 to 200 kWh	142	7.49%	12.30%	175	\$35.55	\$35.88	\$0.33	0.94%	7
8	200 to 250 kWh	204	10.77%	23.06%	227	\$45.90	\$46.33	\$0.43	0.94%	8
9	250 to 300 kWh	234	12.35%	35.41%	277	\$56.16	\$56.69	\$0.53	0.94%	9
10	300 to 350 kWh	269	14.20%	49.60%	325	\$66.45	\$67.08	\$0.63	0.94%	10
11	350 to 400 kWh	255	13.46%	63.06%	375	\$78.81	\$79.55	\$0.74	0.94%	11
12	400 to 450 kWh	186	9.82%	72.87%	423	\$93.26	\$94.14	\$0.88	0.94%	12
13	450 to 500 kWh	150	7.92%	80.79%	474	\$110.54	\$111.58	\$1.04	0.94%	13
14	500 to 550 kWh	110	5.81%	86.60%	523	\$127.81	\$129.02	\$1.21	0.94%	14
15	550 to 600 kWh	86	4.54%	91.13%	574	\$145.63	\$147.01	\$1.38	0.94%	15
16	600 to 650 kWh	63	3.33%	94.46%	624	\$163.48	\$165.02	\$1.54	0.94%	16
17	650 to 700 kWh	40	2.11%	96.57%	673	\$180.48	\$182.18	\$1.70	0.94%	17
18	700 to 800 kWh	46	2.43%	99.00%	741	\$204.51	\$206.44	\$1.93	0.94%	18
19	800 to 900 kWh	14	0.74%	99.74%	841	\$239.88	\$242.15	\$2.27	0.95%	19
20	900 to 1000 kWh	5	0.26%	100.00%	935	\$273.09	\$275.67	\$2.58	0.95%	20
21	1000 to 1500 kWh	0	0.00%	100.00%	0	\$0.00	\$0.00	\$0.00	0.00%	21
22	1500 to 2000 kWh	0	0.00%	100.00%	0	\$0.00	\$0.00	\$0.00	0.00%	22
23	2000 to 3000 kWh	0	0.00%	100.00%	0	\$0.00	\$0.00	\$0.00	0.00%	23
24	> 3000 kWh	0	0.00%	100.00%	0	\$0.00	\$0.00	\$0.00	0.00%	24
25	TOTAL	1895	100.00%	100.00%	371	\$84.31	\$85.11	\$0.80	0.94%	25

Note: DR w/ HUC reflects SDG&E's residential tiered rate schedule (Schedule DR) effective November 1, 2018 (AL 3290-E). DR w/o HUC is SDG&E's proposal to eliminate the HUC Charge.

Declaration of Cynthia Fang  
November 30, 2018

APPENDIX C – ATTACHMENT B  
ILLUSTRATIVE CUSTOMERS WITH NO HUC USAGE DURING THE 12-MONTH PERIOD  
SAN DIEGO GAS AND ELECTRIC COMPANY  
PETITION FOR MODIFICATION OF D.15-07-001 AND D.17-07-006

**Typical Monthly Residential Energy Charges at DR w/ HUC and DR w/o HUC  
Inland Customers  
FERA, Winter, All Electric**

Line										Line
No.	Energy kWh	Number of Customers	% of Customers	% of Customers Cumulative	Avg kWh for the Range	DR w/ HUC (\$)	DR w/o HUC (\$)	CHANGE (\$)	CHANGE (%)	No.
1	< 25 kWh	0	0.00%	0.00%	0	\$0.00	\$0.00	\$0.00	0.00%	1
2	25 to 50 kWh	0	0.00%	0.00%	0	\$0.00	\$0.00	\$0.00	0.00%	2
3	50 to 75 kWh	2	0.25%	0.25%	59	\$12.96	\$13.06	\$0.10	0.82%	3
4	75 to 100 kWh	7	0.87%	1.12%	84	\$17.12	\$17.29	\$0.17	0.94%	4
5	100 to 125 kWh	12	1.49%	2.60%	116	\$23.59	\$23.81	\$0.22	0.94%	5
6	125 to 150 kWh	24	2.97%	5.58%	139	\$28.35	\$28.61	\$0.26	0.94%	6
7	150 to 200 kWh	87	10.78%	16.36%	179	\$36.29	\$36.63	\$0.34	0.94%	7
8	200 to 250 kWh	119	14.75%	31.10%	226	\$45.77	\$46.21	\$0.44	0.94%	8
9	250 to 300 kWh	134	16.61%	47.71%	276	\$55.80	\$56.33	\$0.53	0.94%	9
10	300 to 350 kWh	115	14.25%	61.96%	326	\$65.94	\$66.56	\$0.62	0.94%	10
11	350 to 400 kWh	64	7.93%	69.89%	371	\$75.01	\$75.72	\$0.71	0.94%	11
12	400 to 450 kWh	56	6.94%	76.83%	425	\$86.40	\$87.22	\$0.82	0.94%	12
13	450 to 500 kWh	49	6.07%	82.90%	475	\$96.28	\$97.18	\$0.90	0.94%	13
14	500 to 550 kWh	31	3.84%	86.74%	521	\$106.22	\$107.22	\$1.00	0.94%	14
15	550 to 600 kWh	25	3.10%	89.84%	570	\$119.11	\$120.23	\$1.12	0.94%	15
16	600 to 650 kWh	21	2.60%	92.44%	628	\$133.09	\$134.34	\$1.25	0.94%	16
17	650 to 700 kWh	18	2.23%	94.67%	668	\$145.30	\$146.66	\$1.36	0.94%	17
18	700 to 800 kWh	23	2.85%	97.52%	760	\$175.53	\$177.18	\$1.65	0.94%	18
19	800 to 900 kWh	11	1.36%	98.88%	859	\$210.74	\$212.72	\$1.98	0.94%	19
20	900 to 1000 kWh	4	0.50%	99.38%	933	\$235.05	\$237.26	\$2.21	0.94%	20
21	1000 to 1500 kWh	5	0.62%	100.00%	1141	\$309.21	\$312.13	\$2.92	0.94%	21
22	1500 to 2000 kWh	0	0.00%	100.00%	0	\$0.00	\$0.00	\$0.00	0.00%	22
23	2000 to 3000 kWh	0	0.00%	100.00%	0	\$0.00	\$0.00	\$0.00	0.00%	23
24	> 3000 kWh	0	0.00%	100.00%	0	\$0.00	\$0.00	\$0.00	0.00%	24
25	TOTAL	807	100.00%	100.00%	353	\$73.92	\$74.62	\$0.70	0.94%	25

Note: DR w/ HUC reflects SDG&E’s residential tiered rate schedule (Schedule DR) effective November 1, 2018 (AL 3290-E). DR w/o HUC is SDG&E’s proposal to eliminate the HUC Charge.

Declaration of Cynthia Fang  
November 30, 2018

APPENDIX C – ATTACHMENT B  
ILLUSTRATIVE CUSTOMERS WITH NO HUC USAGE DURING THE 12-MONTH PERIOD  
SAN DIEGO GAS AND ELECTRIC COMPANY  
PETITION FOR MODIFICATION OF D.15-07-001 AND D.17-07-006

**Typical Monthly Residential Energy Charges at DR w/ HUC and DR w/o HUC  
Inland Customers  
FERA, Annual, Basic**

Line										Line
No.	Energy kWh	Number of Customers	% of Customers	% of Customers Cumulative	Avg kWh for the Range	DR w/ HUC (\$)	DR w/o HUC (\$)	CHANGE (\$)	CHANGE (%)	No.
1	< 25 kWh	0	0.00%	0.00%	0	\$0.00	\$0.00	\$0.00	0.00%	1
2	25 to 50 kWh	1	0.05%	0.05%	46	\$10.23	\$10.31	\$0.08	0.85%	2
3	50 to 75 kWh	5	0.26%	0.32%	66	\$15.31	\$15.43	\$0.12	0.80%	3
4	75 to 100 kWh	6	0.32%	0.63%	86	\$19.11	\$19.27	\$0.16	0.87%	4
5	100 to 125 kWh	10	0.53%	1.16%	117	\$25.90	\$26.12	\$0.22	0.87%	5
6	125 to 150 kWh	19	1.00%	2.17%	140	\$31.24	\$31.51	\$0.27	0.86%	6
7	150 to 200 kWh	80	4.22%	6.39%	179	\$39.78	\$40.13	\$0.35	0.87%	7
8	200 to 250 kWh	144	7.60%	13.99%	227	\$50.61	\$51.05	\$0.44	0.87%	8
9	250 to 300 kWh	167	8.81%	22.80%	279	\$63.84	\$64.40	\$0.56	0.87%	9
10	300 to 350 kWh	193	10.19%	32.98%	326	\$75.40	\$76.05	\$0.65	0.87%	10
11	350 to 400 kWh	218	11.50%	44.49%	376	\$89.69	\$90.47	\$0.78	0.86%	11
12	400 to 450 kWh	230	12.14%	56.63%	423	\$103.88	\$104.78	\$0.90	0.86%	12
13	450 to 500 kWh	191	10.08%	66.70%	474	\$122.06	\$123.11	\$1.05	0.86%	13
14	500 to 550 kWh	173	9.13%	75.83%	524	\$139.15	\$140.35	\$1.20	0.86%	14
15	550 to 600 kWh	152	8.02%	83.85%	573	\$157.21	\$158.56	\$1.35	0.86%	15
16	600 to 650 kWh	93	4.91%	88.76%	622	\$175.61	\$177.13	\$1.52	0.86%	16
17	650 to 700 kWh	86	4.54%	93.30%	675	\$195.44	\$197.13	\$1.69	0.87%	17
18	700 to 800 kWh	88	4.64%	97.94%	741	\$219.72	\$221.63	\$1.91	0.87%	18
19	800 to 900 kWh	32	1.69%	99.63%	833	\$254.50	\$256.71	\$2.21	0.87%	19
20	900 to 1000 kWh	7	0.37%	100.00%	937	\$292.07	\$294.64	\$2.57	0.88%	20
21	1000 to 1500 kWh	0	0.00%	100.00%	0	\$0.00	\$0.00	\$0.00	0.00%	21
22	1500 to 2000 kWh	0	0.00%	100.00%	0	\$0.00	\$0.00	\$0.00	0.00%	22
23	2000 to 3000 kWh	0	0.00%	100.00%	0	\$0.00	\$0.00	\$0.00	0.00%	23
24	> 3000 kWh	0	0.00%	100.00%	0	\$0.00	\$0.00	\$0.00	0.00%	24
25	TOTAL	1895	100.00%	100.00%	434	\$113.00	\$113.97	\$0.97	0.86%	25

Note: DR w/ HUC reflects SDG&E's residential tiered rate schedule (Schedule DR) effective November 1, 2018 (AL 3290-E). DR w/o HUC is SDG&E's proposal to eliminate the HUC Charge.

APPENDIX C – ATTACHMENT B  
ILLUSTRATIVE CUSTOMERS WITH NO HUC USAGE DURING THE 12-MONTH PERIOD  
SAN DIEGO GAS AND ELECTRIC COMPANY  
PETITION FOR MODIFICATION OF D.15-07-001 AND D.17-07-006

**Typical Monthly Residential Energy Charges at DR w/ HUC and DR w/o HUC  
Inland Customers  
FERA, Annual, All Electric**

Line										Line
No.	Energy kWh	Number of Customers	% of Customers	% of Customers Cumulative	Avg kWh for the Range	DR w/ HUC (\$)	DR w/o HUC (\$)	CHANGE (\$)	CHANGE (%)	No.
1	< 25 kWh	0	0.00%	0.00%	0	\$0.00	\$0.00	\$0.00	0.00%	1
2	25 to 50 kWh	0	0.00%	0.00%	0	\$0.00	\$0.00	\$0.00	0.00%	2
3	50 to 75 kWh	0	0.00%	0.00%	0	\$0.00	\$0.00	\$0.00	0.00%	3
4	75 to 100 kWh	1	0.12%	0.12%	100	\$22.24	\$22.43	\$0.19	0.86%	4
5	100 to 125 kWh	5	0.62%	0.74%	113	\$24.79	\$25.01	\$0.22	0.88%	5
6	125 to 150 kWh	11	1.36%	2.11%	142	\$32.17	\$32.44	\$0.27	0.86%	6
7	150 to 200 kWh	39	4.83%	6.94%	181	\$40.18	\$40.52	\$0.34	0.87%	7
8	200 to 250 kWh	96	11.90%	18.84%	227	\$50.84	\$51.28	\$0.44	0.87%	8
9	250 to 300 kWh	93	11.52%	30.36%	277	\$62.80	\$63.35	\$0.55	0.87%	9
10	300 to 350 kWh	127	15.74%	46.10%	325	\$75.76	\$76.41	\$0.65	0.86%	10
11	350 to 400 kWh	95	11.77%	57.87%	372	\$87.38	\$88.14	\$0.76	0.87%	11
12	400 to 450 kWh	78	9.67%	67.53%	423	\$103.84	\$104.73	\$0.89	0.86%	12
13	450 to 500 kWh	68	8.43%	75.96%	474	\$118.69	\$119.71	\$1.02	0.86%	13
14	500 to 550 kWh	44	5.45%	81.41%	525	\$132.95	\$134.09	\$1.14	0.86%	14
15	550 to 600 kWh	42	5.20%	86.62%	575	\$147.62	\$148.89	\$1.27	0.86%	15
16	600 to 650 kWh	40	4.96%	91.57%	623	\$160.39	\$161.78	\$1.39	0.86%	16
17	650 to 700 kWh	19	2.35%	93.93%	670	\$175.12	\$176.64	\$1.52	0.87%	17
18	700 to 800 kWh	24	2.97%	96.90%	744	\$199.71	\$201.44	\$1.73	0.87%	18
19	800 to 900 kWh	16	1.98%	98.88%	841	\$235.30	\$237.35	\$2.05	0.87%	19
20	900 to 1000 kWh	6	0.74%	99.63%	938	\$270.78	\$273.15	\$2.37	0.88%	20
21	1000 to 1500 kWh	3	0.37%	100.00%	1073	\$316.72	\$319.54	\$2.82	0.89%	21
22	1500 to 2000 kWh	0	0.00%	100.00%	0	\$0.00	\$0.00	\$0.00	0.00%	22
23	2000 to 3000 kWh	0	0.00%	100.00%	0	\$0.00	\$0.00	\$0.00	0.00%	23
24	> 3000 kWh	0	0.00%	100.00%	0	\$0.00	\$0.00	\$0.00	0.00%	24
25	TOTAL	807	100.00%	100.00%	401	\$98.89	\$99.75	\$0.86	0.87%	25

Note: DR w/ HUC reflects SDG&E's residential tiered rate schedule (Schedule DR) effective November 1, 2018 (AL 3290-E). DR w/o HUC is SDG&E's proposal to eliminate the HUC Charge.

Declaration of Cynthia Fang  
November 30, 2018



APPENDIX C – ATTACHMENT B  
ILLUSTRATIVE CUSTOMERS WITH NO HUC USAGE DURING THE 12-MONTH PERIOD  
SAN DIEGO GAS AND ELECTRIC COMPANY  
PETITION FOR MODIFICATION OF D.15-07-001 AND D.17-07-006

**Typical Monthly Residential Energy Charges at DR w/ HUC and DR w/o HUC  
Mountain Customers  
FERA, Summer, Basic**

Line										Line
No.	Energy kWh	Number of Customers	% of Customers	% of Customers Cumulative	Avg kWh for the Range	DR w/ HUC (\$)	DR w/o HUC (\$)	CHANGE (\$)	CHANGE (%)	No.
1	< 25 kWh	1	2.78%	2.78%	18	\$5.70	\$5.72	\$0.02	0.39%	1
2	25 to 50 kWh	0	0.00%	2.78%	0	\$0.00	\$0.00	\$0.00	0.00%	2
3	50 to 75 kWh	0	0.00%	2.78%	0	\$0.00	\$0.00	\$0.00	0.00%	3
4	75 to 100 kWh	0	0.00%	2.78%	0	\$0.00	\$0.00	\$0.00	0.00%	4
5	100 to 125 kWh	0	0.00%	2.78%	0	\$0.00	\$0.00	\$0.00	0.00%	5
6	125 to 150 kWh	0	0.00%	2.78%	0	\$0.00	\$0.00	\$0.00	0.00%	6
7	150 to 200 kWh	0	0.00%	2.78%	0	\$0.00	\$0.00	\$0.00	0.00%	7
8	200 to 250 kWh	0	0.00%	2.78%	0	\$0.00	\$0.00	\$0.00	0.00%	8
9	250 to 300 kWh	1	2.78%	5.56%	260	\$61.84	\$62.33	\$0.49	0.80%	9
10	300 to 350 kWh	3	8.33%	13.89%	330	\$78.45	\$79.09	\$0.64	0.81%	10
11	350 to 400 kWh	1	2.78%	16.67%	378	\$89.80	\$90.52	\$0.72	0.81%	11
12	400 to 450 kWh	2	5.56%	22.22%	413	\$98.15	\$98.95	\$0.80	0.81%	12
13	450 to 500 kWh	2	5.56%	27.78%	463	\$111.62	\$112.53	\$0.91	0.81%	13
14	500 to 550 kWh	2	5.56%	33.34%	533	\$135.93	\$137.02	\$1.09	0.81%	14
15	550 to 600 kWh	1	2.78%	36.11%	567	\$149.29	\$150.49	\$1.20	0.81%	15
16	600 to 650 kWh	2	5.56%	41.67%	641	\$171.43	\$172.81	\$1.38	0.81%	16
17	650 to 700 kWh	3	8.33%	50.00%	684	\$191.54	\$193.08	\$1.54	0.81%	17
18	700 to 800 kWh	5	13.89%	63.89%	764	\$224.73	\$226.54	\$1.81	0.80%	18
19	800 to 900 kWh	3	8.33%	72.22%	842	\$253.63	\$255.67	\$2.04	0.81%	19
20	900 to 1000 kWh	5	13.89%	86.11%	965	\$304.94	\$307.39	\$2.45	0.81%	20
21	1000 to 1500 kWh	5	13.89%	100.00%	1028	\$331.40	\$334.07	\$2.67	0.80%	21
22	1500 to 2000 kWh	0	0.00%	100.00%	0	\$0.00	\$0.00	\$0.00	0.00%	22
23	2000 to 3000 kWh	0	0.00%	100.00%	0	\$0.00	\$0.00	\$0.00	0.00%	23
24	> 3000 kWh	0	0.00%	100.00%	0	\$0.00	\$0.00	\$0.00	0.00%	24
25	TOTAL	36	100.00%	100.00%	685	\$200.48	\$202.09	\$1.61	0.81%	25

Note: DR w/ HUC reflects SDG&E’s residential tiered rate schedule (Schedule DR) effective November 1, 2018 (AL 3290-E). DR w/o HUC is SDG&E’s proposal to eliminate the HUC Charge.

Declaration of Cynthia Fang  
November 30, 2018

APPENDIX C – ATTACHMENT B  
ILLUSTRATIVE CUSTOMERS WITH NO HUC USAGE DURING THE 12-MONTH PERIOD  
SAN DIEGO GAS AND ELECTRIC COMPANY  
PETITION FOR MODIFICATION OF D.15-07-001 AND D.17-07-006

**Typical Monthly Residential Energy Charges at DR w/ HUC and DR w/o HUC  
Mountain Customers  
FERA, Summer, All Electric**

Line										Line
No.	Energy kWh	Number of Customers	% of Customers	% of Customers Cumulative	Avg kWh for the Range	DR w/ HUC (\$)	DR w/o HUC (\$)	CHANGE (\$)	CHANGE (%)	No.
1	< 25 kWh	0	0.00%	0.00%	0	\$0.00	\$0.00	\$0.00	0.00%	1
2	25 to 50 kWh	0	0.00%	0.00%	0	\$0.00	\$0.00	\$0.00	0.00%	2
3	50 to 75 kWh	0	0.00%	0.00%	0	\$0.00	\$0.00	\$0.00	0.00%	3
4	75 to 100 kWh	0	0.00%	0.00%	0	\$0.00	\$0.00	\$0.00	0.00%	4
5	100 to 125 kWh	0	0.00%	0.00%	0	\$0.00	\$0.00	\$0.00	0.00%	5
6	125 to 150 kWh	0	0.00%	0.00%	0	\$0.00	\$0.00	\$0.00	0.00%	6
7	150 to 200 kWh	1	4.76%	4.76%	176	\$41.86	\$42.20	\$0.34	0.81%	7
8	200 to 250 kWh	1	4.76%	9.52%	234	\$55.58	\$56.03	\$0.45	0.81%	8
9	250 to 300 kWh	1	4.76%	14.29%	276	\$65.64	\$66.16	\$0.52	0.80%	9
10	300 to 350 kWh	1	4.76%	19.05%	317	\$75.22	\$75.83	\$0.61	0.81%	10
11	350 to 400 kWh	0	0.00%	19.05%	0	\$0.00	\$0.00	\$0.00	0.00%	11
12	400 to 450 kWh	1	4.76%	23.81%	406	\$96.49	\$97.26	\$0.77	0.81%	12
13	450 to 500 kWh	2	9.52%	33.33%	482	\$118.70	\$119.66	\$0.96	0.81%	13
14	500 to 550 kWh	1	4.76%	38.10%	524	\$124.54	\$125.54	\$1.00	0.80%	14
15	550 to 600 kWh	0	0.00%	38.10%	0	\$0.00	\$0.00	\$0.00	0.00%	15
16	600 to 650 kWh	3	14.29%	52.38%	626	\$151.79	\$153.01	\$1.22	0.80%	16
17	650 to 700 kWh	0	0.00%	52.38%	0	\$0.00	\$0.00	\$0.00	0.00%	17
18	700 to 800 kWh	3	14.29%	66.67%	756	\$197.57	\$199.16	\$1.59	0.80%	18
19	800 to 900 kWh	0	0.00%	66.67%	0	\$0.00	\$0.00	\$0.00	0.00%	19
20	900 to 1000 kWh	2	9.52%	76.19%	947	\$276.84	\$279.06	\$2.22	0.80%	20
21	1000 to 1500 kWh	5	23.81%	100.00%	1191	\$358.96	\$361.84	\$2.88	0.80%	21
22	1500 to 2000 kWh	0	0.00%	100.00%	0	\$0.00	\$0.00	\$0.00	0.00%	22
23	2000 to 3000 kWh	0	0.00%	100.00%	0	\$0.00	\$0.00	\$0.00	0.00%	23
24	> 3000 kWh	0	0.00%	100.00%	0	\$0.00	\$0.00	\$0.00	0.00%	24
25	TOTAL	21	100.00%	100.00%	709	\$194.92	\$196.48	\$1.56	0.80%	25

Note: DR w/ HUC reflects SDG&E’s residential tiered rate schedule (Schedule DR) effective November 1, 2018 (AL 3290-E). DR w/o HUC is SDG&E’s proposal to eliminate the HUC Charge.

Declaration of Cynthia Fang  
November 30, 2018

APPENDIX C – ATTACHMENT B  
ILLUSTRATIVE CUSTOMERS WITH NO HUC USAGE DURING THE 12-MONTH PERIOD  
SAN DIEGO GAS AND ELECTRIC COMPANY  
PETITION FOR MODIFICATION OF D.15-07-001 AND D.17-07-006

**Typical Monthly Residential Energy Charges at DR w/ HUC and DR w/o HUC**  
**Mountain Customers**  
**FERA, Winter, Basic**

Line										Line
No.	Energy kWh	Number of Customers	% of Customers	% of Customers Cumulative	Avg kWh for the Range	DR w/ HUC (\$)	DR w/o HUC (\$)	CHANGE (\$)	CHANGE (%)	No.
1	< 25 kWh	1	2.78%	2.78%	12	\$4.97	\$4.97	\$0.00	0.00%	1
2	25 to 50 kWh	0	0.00%	2.78%	0	\$0.00	\$0.00	\$0.00	0.00%	2
3	50 to 75 kWh	0	0.00%	2.78%	0	\$0.00	\$0.00	\$0.00	0.00%	3
4	75 to 100 kWh	0	0.00%	2.78%	0	\$0.00	\$0.00	\$0.00	0.00%	4
5	100 to 125 kWh	0	0.00%	2.78%	0	\$0.00	\$0.00	\$0.00	0.00%	5
6	125 to 150 kWh	0	0.00%	2.78%	0	\$0.00	\$0.00	\$0.00	0.00%	6
7	150 to 200 kWh	1	2.78%	5.56%	197	\$39.74	\$40.11	\$0.37	0.95%	7
8	200 to 250 kWh	1	2.78%	8.33%	233	\$47.05	\$47.49	\$0.44	0.94%	8
9	250 to 300 kWh	1	2.78%	11.11%	256	\$51.74	\$52.23	\$0.49	0.94%	9
10	300 to 350 kWh	2	5.56%	16.67%	310	\$62.58	\$63.17	\$0.59	0.95%	10
11	350 to 400 kWh	3	8.33%	25.00%	374	\$75.54	\$76.26	\$0.72	0.94%	11
12	400 to 450 kWh	3	8.33%	33.33%	431	\$90.61	\$91.47	\$0.86	0.94%	12
13	450 to 500 kWh	2	5.56%	38.89%	486	\$105.05	\$106.04	\$0.99	0.94%	13
14	500 to 550 kWh	2	5.56%	44.45%	514	\$107.57	\$108.58	\$1.01	0.94%	14
15	550 to 600 kWh	5	13.89%	58.34%	575	\$126.59	\$127.79	\$1.20	0.94%	15
16	600 to 650 kWh	2	5.56%	63.89%	638	\$148.48	\$149.89	\$1.41	0.95%	16
17	650 to 700 kWh	2	5.56%	69.45%	666	\$158.60	\$160.10	\$1.50	0.95%	17
18	700 to 800 kWh	4	11.11%	80.56%	751	\$188.58	\$190.37	\$1.79	0.95%	18
19	800 to 900 kWh	2	5.56%	86.11%	833	\$217.35	\$219.41	\$2.06	0.95%	19
20	900 to 1000 kWh	2	5.56%	91.67%	936	\$253.57	\$255.97	\$2.40	0.95%	20
21	1000 to 1500 kWh	3	8.33%	100.00%	1094	\$309.63	\$312.56	\$2.93	0.95%	21
22	1500 to 2000 kWh	0	0.00%	100.00%	0	\$0.00	\$0.00	\$0.00	0.00%	22
23	2000 to 3000 kWh	0	0.00%	100.00%	0	\$0.00	\$0.00	\$0.00	0.00%	23
24	> 3000 kWh	0	0.00%	100.00%	0	\$0.00	\$0.00	\$0.00	0.00%	24
25	TOTAL	36	100.00%	100.00%	584	\$140.68	\$142.01	\$1.33	0.94%	25

Note: DR w/ HUC reflects SDG&E's residential tiered rate schedule (Schedule DR) effective November 1, 2018 (AL 3290-E). DR w/o HUC is SDG&E's proposal to eliminate the HUC Charge.

Declaration of Cynthia Fang  
November 30, 2018

APPENDIX C – ATTACHMENT B  
ILLUSTRATIVE CUSTOMERS WITH NO HUC USAGE DURING THE 12-MONTH PERIOD  
SAN DIEGO GAS AND ELECTRIC COMPANY  
PETITION FOR MODIFICATION OF D.15-07-001 AND D.17-07-006

**Typical Monthly Residential Energy Charges at DR w/ HUC and DR w/o HUC  
Mountain Customers  
FERA, Winter, All Electric**

Line										Line
No.	Energy kWh	Number of Customers	% of Customers	% of Customers Cumulative	Avg kWh for the Range	DR w/ HUC (\$)	DR w/o HUC (\$)	CHANGE (\$)	CHANGE (%)	No.
1	< 25 kWh	0	0.00%	0.00%	0	\$0.00	\$0.00	\$0.00	0.00%	1
2	25 to 50 kWh	0	0.00%	0.00%	0	\$0.00	\$0.00	\$0.00	0.00%	2
3	50 to 75 kWh	0	0.00%	0.00%	0	\$0.00	\$0.00	\$0.00	0.00%	3
4	75 to 100 kWh	0	0.00%	0.00%	0	\$0.00	\$0.00	\$0.00	0.00%	4
5	100 to 125 kWh	0	0.00%	0.00%	0	\$0.00	\$0.00	\$0.00	0.00%	5
6	125 to 150 kWh	0	0.00%	0.00%	0	\$0.00	\$0.00	\$0.00	0.00%	6
7	150 to 200 kWh	0	0.00%	0.00%	0	\$0.00	\$0.00	\$0.00	0.00%	7
8	200 to 250 kWh	2	9.52%	9.52%	220	\$44.50	\$44.92	\$0.42	0.94%	8
9	250 to 300 kWh	0	0.00%	9.52%	0	\$0.00	\$0.00	\$0.00	0.00%	9
10	300 to 350 kWh	1	4.76%	14.29%	330	\$66.53	\$67.15	\$0.62	0.95%	10
11	350 to 400 kWh	1	4.76%	19.05%	398	\$80.26	\$81.02	\$0.76	0.94%	11
12	400 to 450 kWh	1	4.76%	23.81%	441	\$88.83	\$89.67	\$0.84	0.94%	12
13	450 to 500 kWh	0	0.00%	23.81%	0	\$0.00	\$0.00	\$0.00	0.00%	13
14	500 to 550 kWh	1	4.76%	28.57%	536	\$108.00	\$109.02	\$1.02	0.94%	14
15	550 to 600 kWh	2	9.52%	38.10%	582	\$117.31	\$118.42	\$1.11	0.95%	15
16	600 to 650 kWh	1	4.76%	42.86%	615	\$86.51	\$87.34	\$0.83	0.96%	16
17	650 to 700 kWh	1	4.76%	47.62%	679	\$136.94	\$138.23	\$1.29	0.95%	17
18	700 to 800 kWh	3	14.29%	61.91%	731	\$147.35	\$148.75	\$1.40	0.95%	18
19	800 to 900 kWh	1	4.76%	66.67%	884	\$187.52	\$189.30	\$1.78	0.95%	19
20	900 to 1000 kWh	3	14.29%	80.95%	955	\$193.41	\$195.24	\$1.83	0.95%	20
21	1000 to 1500 kWh	4	19.05%	100.00%	1179	\$265.23	\$267.74	\$2.51	0.95%	21
22	1500 to 2000 kWh	0	0.00%	100.00%	0	\$0.00	\$0.00	\$0.00	0.00%	22
23	2000 to 3000 kWh	0	0.00%	100.00%	0	\$0.00	\$0.00	\$0.00	0.00%	23
24	> 3000 kWh	0	0.00%	100.00%	0	\$0.00	\$0.00	\$0.00	0.00%	24
25	TOTAL	21	100.00%	100.00%	726	\$150.55	\$151.97	\$1.42	0.95%	25

Note: DR w/ HUC reflects SDG&E’s residential tiered rate schedule (Schedule DR) effective November 1, 2018 (AL 3290-E). DR w/o HUC is SDG&E’s proposal to eliminate the HUC Charge.

Declaration of Cynthia Fang  
November 30, 2018

APPENDIX C – ATTACHMENT B  
ILLUSTRATIVE CUSTOMERS WITH NO HUC USAGE DURING THE 12-MONTH PERIOD  
SAN DIEGO GAS AND ELECTRIC COMPANY  
PETITION FOR MODIFICATION OF D.15-07-001 AND D.17-07-006

**Typical Monthly Residential Energy Charges at DR w/ HUC and DR w/o HUC**  
**Mountain Customers**  
**FERA, Annual, Basic**

Line										Line
No.	Energy kWh	Number of Customers	% of Customers	% of Customers Cumulative	Avg kWh for the Range	DR w/ HUC (\$)	DR w/o HUC (\$)	CHANGE (\$)	CHANGE (%)	No.
1	< 25 kWh	1	2.78%	2.78%	14	\$5.27	\$5.28	\$0.01	0.17%	1
2	25 to 50 kWh	0	0.00%	2.78%	0	\$0.00	\$0.00	\$0.00	0.00%	2
3	50 to 75 kWh	0	0.00%	2.78%	0	\$0.00	\$0.00	\$0.00	0.00%	3
4	75 to 100 kWh	0	0.00%	2.78%	0	\$0.00	\$0.00	\$0.00	0.00%	4
5	100 to 125 kWh	0	0.00%	2.78%	0	\$0.00	\$0.00	\$0.00	0.00%	5
6	125 to 150 kWh	0	0.00%	2.78%	0	\$0.00	\$0.00	\$0.00	0.00%	6
7	150 to 200 kWh	0	0.00%	2.78%	0	\$0.00	\$0.00	\$0.00	0.00%	7
8	200 to 250 kWh	1	2.78%	5.56%	223	\$48.95	\$49.37	\$0.42	0.87%	8
9	250 to 300 kWh	1	2.78%	8.33%	275	\$60.45	\$60.97	\$0.52	0.87%	9
10	300 to 350 kWh	1	2.78%	11.11%	325	\$70.68	\$71.30	\$0.62	0.88%	10
11	350 to 400 kWh	4	11.11%	22.22%	368	\$83.00	\$83.73	\$0.73	0.88%	11
12	400 to 450 kWh	2	5.56%	27.78%	427	\$95.14	\$95.98	\$0.84	0.88%	12
13	450 to 500 kWh	2	5.56%	33.34%	464	\$107.38	\$108.32	\$0.94	0.88%	13
14	500 to 550 kWh	1	2.78%	36.11%	518	\$122.82	\$123.88	\$1.06	0.86%	14
15	550 to 600 kWh	2	5.56%	41.67%	572	\$140.08	\$141.29	\$1.21	0.87%	15
16	600 to 650 kWh	2	5.56%	47.23%	636	\$161.96	\$163.36	\$1.40	0.86%	16
17	650 to 700 kWh	5	13.89%	61.11%	675	\$173.79	\$175.31	\$1.52	0.87%	17
18	700 to 800 kWh	7	19.44%	80.56%	765	\$208.37	\$210.18	\$1.81	0.87%	18
19	800 to 900 kWh	3	8.33%	88.89%	874	\$247.64	\$249.81	\$2.17	0.88%	19
20	900 to 1000 kWh	1	2.78%	91.67%	989	\$291.04	\$293.60	\$2.56	0.88%	20
21	1000 to 1500 kWh	3	8.33%	100.00%	1062	\$316.90	\$319.70	\$2.80	0.89%	21
22	1500 to 2000 kWh	0	0.00%	100.00%	0	\$0.00	\$0.00	\$0.00	0.00%	22
23	2000 to 3000 kWh	0	0.00%	100.00%	0	\$0.00	\$0.00	\$0.00	0.00%	23
24	> 3000 kWh	0	0.00%	100.00%	0	\$0.00	\$0.00	\$0.00	0.00%	24
25	TOTAL	36	100.00%	100.00%	626	\$165.60	\$167.04	\$1.44	0.87%	25

Note: DR w/ HUC reflects SDG&E’s residential tiered rate schedule (Schedule DR) effective November 1, 2018 (AL 3290-E). DR w/o HUC is SDG&E’s proposal to eliminate the HUC Charge.

Declaration of Cynthia Fang  
November 30, 2018

APPENDIX C – ATTACHMENT B  
ILLUSTRATIVE CUSTOMERS WITH NO HUC USAGE DURING THE 12-MONTH PERIOD  
SAN DIEGO GAS AND ELECTRIC COMPANY  
PETITION FOR MODIFICATION OF D.15-07-001 AND D.17-07-006

**Typical Monthly Residential Energy Charges at DR w/ HUC and DR w/o HUC  
Mountain Customers  
FERA, Annual, All Electric**

Line										Line
No.	Energy kWh	Number of Customers	% of Customers	% of Customers Cumulative	Avg kWh for the Range	DR w/ HUC (\$)	DR w/o HUC (\$)	CHANGE (\$)	CHANGE (%)	No.
1	< 25 kWh	0	0.00%	0.00%	0	\$0.00	\$0.00	\$0.00	0.00%	1
2	25 to 50 kWh	0	0.00%	0.00%	0	\$0.00	\$0.00	\$0.00	0.00%	2
3	50 to 75 kWh	0	0.00%	0.00%	0	\$0.00	\$0.00	\$0.00	0.00%	3
4	75 to 100 kWh	0	0.00%	0.00%	0	\$0.00	\$0.00	\$0.00	0.00%	4
5	100 to 125 kWh	0	0.00%	0.00%	0	\$0.00	\$0.00	\$0.00	0.00%	5
6	125 to 150 kWh	0	0.00%	0.00%	0	\$0.00	\$0.00	\$0.00	0.00%	6
7	150 to 200 kWh	0	0.00%	0.00%	0	\$0.00	\$0.00	\$0.00	0.00%	7
8	200 to 250 kWh	1	4.76%	4.76%	203	\$43.64	\$44.03	\$0.39	0.89%	8
9	250 to 300 kWh	1	4.76%	9.52%	290	\$61.96	\$62.52	\$0.56	0.90%	9
10	300 to 350 kWh	2	9.52%	19.05%	338	\$75.76	\$76.42	\$0.66	0.87%	10
11	350 to 400 kWh	0	0.00%	19.05%	0	\$0.00	\$0.00	\$0.00	0.00%	11
12	400 to 450 kWh	1	4.76%	23.81%	426	\$92.02	\$92.83	\$0.81	0.88%	12
13	450 to 500 kWh	1	4.76%	28.57%	477	\$100.88	\$101.79	\$0.91	0.90%	13
14	500 to 550 kWh	1	4.76%	33.33%	512	\$110.28	\$111.25	\$0.97	0.88%	14
15	550 to 600 kWh	1	4.76%	38.10%	552	\$119.22	\$120.27	\$1.05	0.88%	15
16	600 to 650 kWh	0	0.00%	38.10%	0	\$0.00	\$0.00	\$0.00	0.00%	16
17	650 to 700 kWh	2	9.52%	47.62%	666	\$144.50	\$145.77	\$1.27	0.88%	17
18	700 to 800 kWh	3	14.29%	61.91%	755	\$170.03	\$171.53	\$1.50	0.88%	18
19	800 to 900 kWh	2	9.52%	71.43%	842	\$172.69	\$174.20	\$1.51	0.87%	19
20	900 to 1000 kWh	2	9.52%	80.95%	952	\$228.41	\$230.41	\$2.00	0.88%	20
21	1000 to 1500 kWh	4	19.05%	100.00%	1196	\$317.22	\$319.99	\$2.77	0.87%	21
22	1500 to 2000 kWh	0	0.00%	100.00%	0	\$0.00	\$0.00	\$0.00	0.00%	22
23	2000 to 3000 kWh	0	0.00%	100.00%	0	\$0.00	\$0.00	\$0.00	0.00%	23
24	> 3000 kWh	0	0.00%	100.00%	0	\$0.00	\$0.00	\$0.00	0.00%	24
25	TOTAL	21	100.00%	100.00%	719	\$169.03	\$170.52	\$1.49	0.88%	25

Note: DR w/ HUC reflects SDG&E's residential tiered rate schedule (Schedule DR) effective November 1, 2018 (AL 3290-E). DR w/o HUC is SDG&E's proposal to eliminate the HUC Charge.

APPENDIX C – ATTACHMENT B  
ILLUSTRATIVE CUSTOMERS WITH NO HUC USAGE DURING THE 12-MONTH PERIOD  
SAN DIEGO GAS AND ELECTRIC COMPANY  
PETITION FOR MODIFICATION OF D.15-07-001 AND D.17-07-006

**Typical Monthly Residential Energy Charges at DR w/ HUC and DR w/o HUC**  
**All Customers**  
**FERA, Annual**

Line										Line
No.	Energy kWh	Number of Customers	% of Customers	% of Customers Cumulative	Avg kWh for the Range	DR w/ HUC (\$)	DR w/o HUC (\$)	CHANGE (\$)	CHANGE (%)	No.
1	< 25 kWh	3	0.06%	0.06%	10	\$5.27	\$5.28	\$0.01	0.14%	1
2	25 to 50 kWh	2	0.04%	0.09%	46	\$10.33	\$10.41	\$0.08	0.83%	2
3	50 to 75 kWh	14	0.26%	0.35%	66	\$15.79	\$15.92	\$0.13	0.80%	3
4	75 to 100 kWh	21	0.39%	0.73%	89	\$19.88	\$20.05	\$0.17	0.87%	4
5	100 to 125 kWh	72	1.32%	2.05%	116	\$25.61	\$25.83	\$0.22	0.87%	5
6	125 to 150 kWh	116	2.13%	4.18%	138	\$30.74	\$31.00	\$0.26	0.87%	6
7	150 to 200 kWh	390	7.15%	11.33%	177	\$39.31	\$39.65	\$0.34	0.87%	7
8	200 to 250 kWh	562	10.30%	21.63%	227	\$50.54	\$50.98	\$0.44	0.87%	8
9	250 to 300 kWh	621	11.38%	33.01%	276	\$62.69	\$63.23	\$0.54	0.87%	9
10	300 to 350 kWh	674	12.35%	45.36%	324	\$75.20	\$75.85	\$0.65	0.87%	10
11	350 to 400 kWh	625	11.45%	56.81%	374	\$89.02	\$89.79	\$0.77	0.87%	11
12	400 to 450 kWh	580	10.63%	67.44%	423	\$104.53	\$105.44	\$0.91	0.87%	12
13	450 to 500 kWh	452	8.28%	75.72%	475	\$121.68	\$122.73	\$1.05	0.86%	13
14	500 to 550 kWh	379	6.95%	82.67%	524	\$139.40	\$140.61	\$1.21	0.86%	14
15	550 to 600 kWh	301	5.52%	88.18%	572	\$155.81	\$157.16	\$1.35	0.86%	15
16	600 to 650 kWh	216	3.96%	92.14%	623	\$173.17	\$174.67	\$1.50	0.87%	16
17	650 to 700 kWh	154	2.82%	94.96%	674	\$191.58	\$193.25	\$1.67	0.87%	17
18	700 to 800 kWh	177	3.24%	98.21%	742	\$216.11	\$217.99	\$1.88	0.87%	18
19	800 to 900 kWh	69	1.26%	99.47%	839	\$247.77	\$249.94	\$2.17	0.87%	19
20	900 to 1000 kWh	19	0.35%	99.82%	942	\$278.53	\$280.97	\$2.44	0.88%	20
21	1000 to 1500 kWh	10	0.18%	100.00%	1119	\$316.97	\$319.77	\$2.80	0.88%	21
22	1500 to 2000 kWh	0	0.00%	100.00%	0	\$0.00	\$0.00	\$0.00	0.00%	22
23	2000 to 3000 kWh	0	0.00%	100.00%	0	\$0.00	\$0.00	\$0.00	0.00%	23
24	> 3000 kWh	0	0.00%	100.00%	0	\$0.00	\$0.00	\$0.00	0.00%	24
25	TOTAL	5457	100.00%	100.00%	391	\$99.17	\$100.03	\$0.86	0.87%	25

Note: DR w/ HUC reflects SDG&E's residential tiered rate schedule (Schedule DR) effective November 1, 2018 (AL 3290-E). DR w/o HUC is SDG&E's proposal to eliminate the HUC Charge.

Declaration of Cynthia Fang  
November 30, 2018

**Attachment C**  
**Customers With HUC Usage During**  
**The 12-Month Period**



APPENDIX C – ATTACHMENT C  
ILLUSTRATIVE CUSTOMERS WITH HUC USAGE DURING THE 12-MONTH PERIOD  
SAN DIEGO GAS AND ELECTRIC COMPANY  
PETITION FOR MODIFICATION OF D.15-07-001 AND D.17-07-006

**Typical Monthly Residential Energy Charges at DR w/ HUC and DR w/o HUC**  
**Coastal Customers**  
**CARE, Summer, Basic**

Line										Line
No.	Energy kWh	Number of Customers	% of Customers	% of Customers Cumulative	Avg kWh for the Range	DR w/ HUC (\$)	DR w/o HUC (\$)	CHANGE (\$)	CHANGE (%)	No.
1	< 25 kWh	0	0.00%	0.00%	0	\$0.00	\$0.00	\$0.00	0.00%	1
2	25 to 50 kWh	0	0.00%	0.00%	0	\$0.00	\$0.00	\$0.00	0.00%	2
3	50 to 75 kWh	0	0.00%	0.00%	0	\$0.00	\$0.00	\$0.00	0.00%	3
4	75 to 100 kWh	0	0.00%	0.00%	0	\$0.00	\$0.00	\$0.00	0.00%	4
5	100 to 125 kWh	0	0.00%	0.00%	0	\$0.00	\$0.00	\$0.00	0.00%	5
6	125 to 150 kWh	1	0.04%	0.04%	133	\$22.27	\$22.46	\$0.19	0.83%	6
7	150 to 200 kWh	4	0.17%	0.21%	177	\$29.68	\$29.92	\$0.24	0.80%	7
8	200 to 250 kWh	0	0.00%	0.21%	0	\$0.00	\$0.00	\$0.00	0.00%	8
9	250 to 300 kWh	2	0.08%	0.29%	287	\$48.62	\$49.01	\$0.39	0.80%	9
10	300 to 350 kWh	0	0.00%	0.29%	0	\$0.00	\$0.00	\$0.00	0.00%	10
11	350 to 400 kWh	4	0.17%	0.46%	385	\$75.95	\$76.24	\$0.29	0.39%	11
12	400 to 450 kWh	12	0.51%	0.97%	428	\$88.18	\$88.51	\$0.33	0.38%	12
13	450 to 500 kWh	18	0.76%	1.73%	476	\$101.87	\$102.26	\$0.39	0.38%	13
14	500 to 550 kWh	35	1.47%	3.20%	530	\$119.08	\$119.20	\$0.12	0.11%	14
15	550 to 600 kWh	53	2.23%	5.43%	578	\$131.36	\$131.49	\$0.13	0.10%	15
16	600 to 650 kWh	74	3.11%	8.54%	626	\$144.17	\$144.06	(\$0.11)	-0.08%	16
17	650 to 700 kWh	117	4.92%	13.47%	677	\$157.72	\$157.92	\$0.20	0.13%	17
18	700 to 800 kWh	408	17.17%	30.64%	755	\$179.98	\$180.34	\$0.36	0.20%	18
19	800 to 900 kWh	527	22.18%	52.82%	850	\$209.11	\$209.16	\$0.05	0.03%	19
20	900 to 1000 kWh	463	19.49%	72.31%	949	\$239.80	\$238.95	(\$0.85)	-0.36%	20
21	1000 to 1500 kWh	582	24.50%	96.80%	1148	\$309.12	\$303.19	(\$5.93)	-1.92%	21
22	1500 to 2000 kWh	57	2.40%	99.20%	1675	\$519.75	\$491.71	(\$28.04)	-5.40%	22
23	2000 to 3000 kWh	15	0.63%	99.83%	2311	\$841.56	\$773.34	(\$68.22)	-8.11%	23
24	> 3000 kWh	4	0.17%	100.00%	3937	\$1,454.83	\$1,302.78	(\$152.05)	-10.45%	24
25	TOTAL	2376	100.00%	100.00%	926	\$238.35	\$235.46	(\$2.89)	-1.21%	25

Note: DR w/ HUC reflects SDG&E's residential tiered rate schedule (Schedule DR) effective November 1, 2018 (AL 3290-E). DR w/o HUC is SDG&E's proposal to eliminate the HUC Charge.

APPENDIX C – ATTACHMENT C  
ILLUSTRATIVE CUSTOMERS WITH HUC USAGE DURING THE 12-MONTH PERIOD  
SAN DIEGO GAS AND ELECTRIC COMPANY  
PETITION FOR MODIFICATION OF D.15-07-001 AND D.17-07-006

**Typical Monthly Residential Energy Charges at DR w/ HUC and DR w/o HUC**  
**Coastal Customers**  
**CARE, Summer, All Electric**

Line										Line
No.	Energy kWh	Number of Customers	% of Customers	% of Customers Cumulative	Avg kWh for the Range	DR w/ HUC (\$)	DR w/o HUC (\$)	CHANGE (\$)	CHANGE (%)	No.
1	< 25 kWh	0	0.00%	0.00%	0	\$0.00	\$0.00	\$0.00	0.00%	1
2	25 to 50 kWh	0	0.00%	0.00%	0	\$0.00	\$0.00	\$0.00	0.00%	2
3	50 to 75 kWh	0	0.00%	0.00%	0	\$0.00	\$0.00	\$0.00	0.00%	3
4	75 to 100 kWh	0	0.00%	0.00%	0	\$0.00	\$0.00	\$0.00	0.00%	4
5	100 to 125 kWh	0	0.00%	0.00%	0	\$0.00	\$0.00	\$0.00	0.00%	5
6	125 to 150 kWh	1	0.18%	0.18%	128	\$21.44	\$21.61	\$0.17	0.81%	6
7	150 to 200 kWh	0	0.00%	0.18%	0	\$0.00	\$0.00	\$0.00	0.00%	7
8	200 to 250 kWh	0	0.00%	0.18%	0	\$0.00	\$0.00	\$0.00	0.00%	8
9	250 to 300 kWh	1	0.18%	0.36%	300	\$51.73	\$52.15	\$0.42	0.81%	9
10	300 to 350 kWh	0	0.00%	0.36%	0	\$0.00	\$0.00	\$0.00	0.00%	10
11	350 to 400 kWh	2	0.36%	0.72%	378	\$79.36	\$79.71	\$0.35	0.44%	11
12	400 to 450 kWh	3	0.54%	1.27%	420	\$97.27	\$97.37	\$0.10	0.11%	12
13	450 to 500 kWh	17	3.08%	4.35%	476	\$106.99	\$106.93	(\$0.06)	-0.06%	13
14	500 to 550 kWh	20	3.62%	7.97%	523	\$125.41	\$125.17	(\$0.24)	-0.20%	14
15	550 to 600 kWh	31	5.62%	13.59%	574	\$136.24	\$135.83	(\$0.41)	-0.30%	15
16	600 to 650 kWh	50	9.06%	22.64%	626	\$146.93	\$146.94	\$0.01	0.01%	16
17	650 to 700 kWh	48	8.70%	31.34%	679	\$161.71	\$161.44	(\$0.27)	-0.17%	17
18	700 to 800 kWh	117	21.20%	52.54%	751	\$182.78	\$183.14	\$0.36	0.20%	18
19	800 to 900 kWh	135	24.46%	76.99%	850	\$211.75	\$211.52	(\$0.23)	-0.11%	19
20	900 to 1000 kWh	66	11.96%	88.95%	943	\$240.72	\$239.61	(\$1.11)	-0.46%	20
21	1000 to 1500 kWh	58	10.51%	99.46%	1118	\$305.00	\$297.93	(\$7.07)	-2.32%	21
22	1500 to 2000 kWh	1	0.18%	99.64%	1541	\$701.63	\$665.98	(\$35.65)	-5.08%	22
23	2000 to 3000 kWh	1	0.18%	99.82%	2253	\$688.54	\$631.45	(\$57.09)	-8.29%	23
24	> 3000 kWh	1	0.18%	100.00%	4149	\$1,346.87	\$1,199.23	(\$147.64)	-10.96%	24
25	TOTAL	552	100.00%	100.00%	797	\$200.12	\$198.78	(\$1.34)	-0.67%	25

Note: DR w/ HUC reflects SDG&E's residential tiered rate schedule (Schedule DR) effective November 1, 2018 (AL 3290-E). DR w/o HUC is SDG&E's proposal to eliminate the HUC Charge.

APPENDIX C – ATTACHMENT C  
ILLUSTRATIVE CUSTOMERS WITH HUC USAGE DURING THE 12-MONTH PERIOD  
SAN DIEGO GAS AND ELECTRIC COMPANY  
PETITION FOR MODIFICATION OF D.15-07-001 AND D.17-07-006

**Typical Monthly Residential Energy Charges at DR w/ HUC and DR w/o HUC**  
**Coastal Customers**  
**CARE, Winter, Basic**

Line										Line
No.	Energy kWh	Number of Customers	% of Customers	% of Customers Cumulative	Avg kWh for the Range	DR w/ HUC (\$)	DR w/o HUC (\$)	CHANGE (\$)	CHANGE (%)	No.
1	< 25 kWh	0	0.00%	0.00%	0	\$0.00	\$0.00	\$0.00	0.00%	1
2	25 to 50 kWh	1	0.04%	0.04%	27	\$5.58	\$5.61	\$0.03	0.56%	2
3	50 to 75 kWh	0	0.00%	0.04%	0	\$0.00	\$0.00	\$0.00	0.00%	3
4	75 to 100 kWh	4	0.17%	0.21%	92	\$13.35	\$13.47	\$0.12	0.89%	4
5	100 to 125 kWh	5	0.21%	0.42%	112	\$16.62	\$16.77	\$0.15	0.92%	5
6	125 to 150 kWh	5	0.21%	0.63%	132	\$18.87	\$19.05	\$0.18	0.95%	6
7	150 to 200 kWh	24	1.01%	1.64%	180	\$25.64	\$25.89	\$0.25	0.96%	7
8	200 to 250 kWh	42	1.77%	3.41%	225	\$32.25	\$32.56	\$0.31	0.96%	8
9	250 to 300 kWh	91	3.83%	7.24%	276	\$40.10	\$40.48	\$0.38	0.96%	9
10	300 to 350 kWh	115	4.84%	12.08%	327	\$47.96	\$48.41	\$0.45	0.95%	10
11	350 to 400 kWh	144	6.06%	18.14%	375	\$56.71	\$57.24	\$0.53	0.93%	11
12	400 to 450 kWh	200	8.42%	26.56%	425	\$68.32	\$68.96	\$0.64	0.95%	12
13	450 to 500 kWh	217	9.13%	35.69%	475	\$80.15	\$80.91	\$0.76	0.95%	13
14	500 to 550 kWh	205	8.63%	44.32%	525	\$92.83	\$93.70	\$0.87	0.94%	14
15	550 to 600 kWh	221	9.30%	53.62%	574	\$105.90	\$106.85	\$0.95	0.90%	15
16	600 to 650 kWh	185	7.79%	61.41%	624	\$118.25	\$119.36	\$1.11	0.94%	16
17	650 to 700 kWh	178	7.49%	68.90%	675	\$130.71	\$131.88	\$1.17	0.90%	17
18	700 to 800 kWh	264	11.11%	80.01%	749	\$150.32	\$151.65	\$1.33	0.88%	18
19	800 to 900 kWh	198	8.33%	88.34%	847	\$175.32	\$176.72	\$1.40	0.80%	19
20	900 to 1000 kWh	126	5.30%	93.64%	946	\$202.16	\$203.42	\$1.26	0.62%	20
21	1000 to 1500 kWh	135	5.68%	99.33%	1146	\$264.03	\$261.78	(\$2.25)	-0.85%	21
22	1500 to 2000 kWh	9	0.38%	99.71%	1734	\$476.57	\$449.59	(\$26.98)	-5.66%	22
23	2000 to 3000 kWh	4	0.17%	99.87%	2529	\$935.06	\$859.64	(\$75.42)	-8.07%	23
24	> 3000 kWh	3	0.13%	100.00%	4504	\$1,234.99	\$1,101.19	(\$133.80)	-10.83%	24
25	TOTAL	2376	100.00%	100.00%	618	\$120.13	\$120.47	\$0.34	0.29%	25

Note: DR w/ HUC reflects SDG&E's residential tiered rate schedule (Schedule DR) effective November 1, 2018 (AL 3290-E). DR w/o HUC is SDG&E's proposal to eliminate the HUC Charge.

APPENDIX C – ATTACHMENT C  
ILLUSTRATIVE CUSTOMERS WITH HUC USAGE DURING THE 12-MONTH PERIOD  
SAN DIEGO GAS AND ELECTRIC COMPANY  
PETITION FOR MODIFICATION OF D.15-07-001 AND D.17-07-006

**Typical Monthly Residential Energy Charges at DR w/ HUC and DR w/o HUC**  
**Coastal Customers**  
**CARE, Winter, All Electric**

Line										Line
No.	Energy kWh	Number of Customers	% of Customers	% of Customers Cumulative	Avg kWh for the Range	DR w/ HUC (\$)	DR w/o HUC (\$)	CHANGE (\$)	CHANGE (%)	No.
1	< 25 kWh	0	0.00%	0.00%	0	\$0.00	\$0.00	\$0.00	0.00%	1
2	25 to 50 kWh	0	0.00%	0.00%	0	\$0.00	\$0.00	\$0.00	0.00%	2
3	50 to 75 kWh	1	0.18%	0.18%	67	\$20.08	\$20.20	\$0.12	0.61%	3
4	75 to 100 kWh	1	0.18%	0.36%	94	\$13.31	\$13.43	\$0.12	0.92%	4
5	100 to 125 kWh	2	0.36%	0.72%	116	\$16.37	\$16.53	\$0.16	0.97%	5
6	125 to 150 kWh	2	0.36%	1.09%	130	\$18.39	\$18.56	\$0.17	0.96%	6
7	150 to 200 kWh	14	2.54%	3.62%	181	\$25.72	\$25.96	\$0.24	0.95%	7
8	200 to 250 kWh	20	3.62%	7.25%	227	\$32.21	\$32.52	\$0.31	0.96%	8
9	250 to 300 kWh	45	8.15%	15.40%	275	\$39.25	\$39.62	\$0.37	0.96%	9
10	300 to 350 kWh	48	8.70%	24.09%	324	\$46.58	\$47.03	\$0.45	0.96%	10
11	350 to 400 kWh	38	6.88%	30.98%	377	\$54.88	\$55.41	\$0.53	0.96%	11
12	400 to 450 kWh	51	9.24%	40.22%	426	\$60.93	\$61.51	\$0.58	0.96%	12
13	450 to 500 kWh	69	12.50%	52.72%	471	\$69.14	\$69.79	\$0.65	0.94%	13
14	500 to 550 kWh	41	7.43%	60.14%	524	\$77.31	\$78.05	\$0.74	0.96%	14
15	550 to 600 kWh	35	6.34%	66.49%	573	\$88.99	\$89.79	\$0.80	0.90%	15
16	600 to 650 kWh	37	6.70%	73.19%	624	\$99.65	\$100.60	\$0.95	0.96%	16
17	650 to 700 kWh	22	3.99%	77.17%	668	\$110.54	\$111.60	\$1.06	0.96%	17
18	700 to 800 kWh	36	6.52%	83.70%	741	\$128.93	\$130.11	\$1.18	0.91%	18
19	800 to 900 kWh	21	3.80%	87.50%	843	\$154.35	\$155.73	\$1.38	0.89%	19
20	900 to 1000 kWh	28	5.07%	92.57%	945	\$179.14	\$180.84	\$1.70	0.95%	20
21	1000 to 1500 kWh	36	6.52%	99.09%	1142	\$233.30	\$234.99	\$1.69	0.72%	21
22	1500 to 2000 kWh	4	0.73%	99.82%	1576	\$389.24	\$390.58	\$1.34	0.34%	22
23	2000 to 3000 kWh	1	0.18%	100.00%	2785	\$689.35	\$646.58	(\$42.77)	-6.21%	23
24	> 3000 kWh	0	0.00%	100.00%	0	\$0.00	\$0.00	\$0.00	0.00%	24
25	TOTAL	552	100.00%	100.00%	552	\$92.43	\$93.16	\$0.73	0.79%	25

Note: DR w/ HUC reflects SDG&E’s residential tiered rate schedule (Schedule DR) effective November 1, 2018 (AL 3290-E). DR w/o HUC is SDG&E’s proposal to eliminate the HUC Charge.

APPENDIX C – ATTACHMENT C  
ILLUSTRATIVE CUSTOMERS WITH HUC USAGE DURING THE 12-MONTH PERIOD  
SAN DIEGO GAS AND ELECTRIC COMPANY  
PETITION FOR MODIFICATION OF D.15-07-001 AND D.17-07-006

**Typical Monthly Residential Energy Charges at DR w/ HUC and DR w/o HUC**  
**Coastal Customers**  
**CARE, Annual, Basic**

Line										Line
No.	Energy kWh	Number of Customers	% of Customers	% of Customers Cumulative	Avg kWh for the Range	DR w/ HUC (\$)	DR w/o HUC (\$)	CHANGE (\$)	CHANGE (%)	No.
1	< 25 kWh	0	0.00%	0.00%	0	\$0.00	\$0.00	\$0.00	0.00%	1
2	25 to 50 kWh	0	0.00%	0.00%	0	\$0.00	\$0.00	\$0.00	0.00%	2
3	50 to 75 kWh	0	0.00%	0.00%	0	\$0.00	\$0.00	\$0.00	0.00%	3
4	75 to 100 kWh	0	0.00%	0.00%	0	\$0.00	\$0.00	\$0.00	0.00%	4
5	100 to 125 kWh	0	0.00%	0.00%	0	\$0.00	\$0.00	\$0.00	0.00%	5
6	125 to 150 kWh	0	0.00%	0.00%	0	\$0.00	\$0.00	\$0.00	0.00%	6
7	150 to 200 kWh	0	0.00%	0.00%	0	\$0.00	\$0.00	\$0.00	0.00%	7
8	200 to 250 kWh	3	0.13%	0.13%	240	\$56.28	\$55.66	(\$0.62)	-1.10%	8
9	250 to 300 kWh	7	0.30%	0.42%	278	\$56.72	\$56.59	(\$0.13)	-0.24%	9
10	300 to 350 kWh	24	1.01%	1.43%	330	\$66.79	\$66.87	\$0.08	0.12%	10
11	350 to 400 kWh	26	1.09%	2.53%	381	\$75.95	\$75.91	(\$0.04)	-0.05%	11
12	400 to 450 kWh	64	2.69%	5.22%	427	\$85.48	\$85.48	\$0.00	0.01%	12
13	450 to 500 kWh	111	4.67%	9.89%	478	\$96.52	\$96.69	\$0.17	0.18%	13
14	500 to 550 kWh	173	7.28%	17.17%	526	\$107.25	\$107.46	\$0.21	0.20%	14
15	550 to 600 kWh	206	8.67%	25.84%	574	\$118.74	\$119.03	\$0.29	0.24%	15
16	600 to 650 kWh	245	10.31%	36.15%	626	\$132.59	\$132.94	\$0.35	0.27%	16
17	650 to 700 kWh	274	11.53%	47.69%	674	\$145.17	\$145.41	\$0.24	0.17%	17
18	700 to 800 kWh	472	19.87%	67.55%	747	\$165.36	\$165.39	\$0.03	0.02%	18
19	800 to 900 kWh	322	13.55%	81.10%	846	\$192.57	\$192.56	(\$0.01)	0.00%	19
20	900 to 1000 kWh	207	8.71%	89.81%	943	\$220.58	\$219.80	(\$0.78)	-0.35%	20
21	1000 to 1500 kWh	215	9.05%	98.86%	1150	\$293.63	\$288.29	(\$5.34)	-1.82%	21
22	1500 to 2000 kWh	16	0.67%	99.54%	1615	\$474.26	\$449.75	(\$24.51)	-5.17%	22
23	2000 to 3000 kWh	7	0.30%	99.83%	2270	\$748.39	\$688.72	(\$59.67)	-7.97%	23
24	> 3000 kWh	4	0.17%	100.00%	3949	\$1,295.84	\$1,160.17	(\$135.67)	-10.47%	24
25	TOTAL	2376	100.00%	100.00%	747	\$169.39	\$168.38	(\$1.01)	-0.59%	25

Note: DR w/ HUC reflects SDG&E's residential tiered rate schedule (Schedule DR) effective November 1, 2018 (AL 3290-E). DR w/o HUC is SDG&E's proposal to eliminate the HUC Charge.

APPENDIX C – ATTACHMENT C  
ILLUSTRATIVE CUSTOMERS WITH HUC USAGE DURING THE 12-MONTH PERIOD  
SAN DIEGO GAS AND ELECTRIC COMPANY  
PETITION FOR MODIFICATION OF D.15-07-001 AND D.17-07-006

**Typical Monthly Residential Energy Charges at DR w/ HUC and DR w/o HUC**  
**Coastal Customers**  
**CARE, Annual, All Electric**

Line										Line
No.	Energy kWh	Number of Customers	% of Customers	% of Customers Cumulative	Avg kWh for the Range	DR w/ HUC (\$)	DR w/o HUC (\$)	CHANGE (\$)	CHANGE (%)	No.
1	< 25 kWh	0	0.00%	0.00%	0	\$0.00	\$0.00	\$0.00	0.00%	1
2	25 to 50 kWh	0	0.00%	0.00%	0	\$0.00	\$0.00	\$0.00	0.00%	2
3	50 to 75 kWh	0	0.00%	0.00%	0	\$0.00	\$0.00	\$0.00	0.00%	3
4	75 to 100 kWh	0	0.00%	0.00%	0	\$0.00	\$0.00	\$0.00	0.00%	4
5	100 to 125 kWh	0	0.00%	0.00%	0	\$0.00	\$0.00	\$0.00	0.00%	5
6	125 to 150 kWh	0	0.00%	0.00%	0	\$0.00	\$0.00	\$0.00	0.00%	6
7	150 to 200 kWh	0	0.00%	0.00%	0	\$0.00	\$0.00	\$0.00	0.00%	7
8	200 to 250 kWh	3	0.54%	0.54%	247	\$69.16	\$68.42	(\$0.74)	-1.07%	8
9	250 to 300 kWh	3	0.54%	1.09%	291	\$59.22	\$59.35	\$0.13	0.22%	9
10	300 to 350 kWh	13	2.36%	3.44%	331	\$66.03	\$66.12	\$0.09	0.14%	10
11	350 to 400 kWh	27	4.89%	8.33%	376	\$74.09	\$74.03	(\$0.06)	-0.09%	11
12	400 to 450 kWh	46	8.33%	16.67%	422	\$83.72	\$83.85	\$0.13	0.15%	12
13	450 to 500 kWh	48	8.70%	25.36%	476	\$95.72	\$95.98	\$0.26	0.28%	13
14	500 to 550 kWh	50	9.06%	34.42%	525	\$105.95	\$105.93	(\$0.02)	-0.02%	14
15	550 to 600 kWh	66	11.96%	46.38%	577	\$114.62	\$115.07	\$0.45	0.40%	15
16	600 to 650 kWh	60	10.87%	57.25%	623	\$125.26	\$125.50	\$0.24	0.19%	16
17	650 to 700 kWh	56	10.15%	67.39%	677	\$137.60	\$137.85	\$0.25	0.18%	17
18	700 to 800 kWh	61	11.05%	78.44%	746	\$156.94	\$156.97	\$0.03	0.02%	18
19	800 to 900 kWh	49	8.88%	87.32%	845	\$179.74	\$180.09	\$0.35	0.19%	19
20	900 to 1000 kWh	27	4.89%	92.21%	934	\$203.51	\$203.04	(\$0.47)	-0.23%	20
21	1000 to 1500 kWh	39	7.07%	99.28%	1093	\$249.56	\$248.90	(\$0.66)	-0.26%	21
22	1500 to 2000 kWh	3	0.54%	99.82%	1635	\$481.60	\$468.00	(\$13.60)	-2.82%	22
23	2000 to 3000 kWh	0	0.00%	99.82%	0	\$0.00	\$0.00	\$0.00	0.00%	23
24	> 3000 kWh	1	0.18%	100.00%	3353	\$963.31	\$876.85	(\$86.46)	-8.98%	24
25	TOTAL	552	100.00%	100.00%	654	\$137.30	\$137.17	(\$0.13)	-0.10%	25

Note: DR w/ HUC reflects SDG&E's residential tiered rate schedule (Schedule DR) effective November 1, 2018 (AL 3290-E). DR w/o HUC is SDG&E's proposal to eliminate the HUC Charge.

APPENDIX C – ATTACHMENT C  
 ILLUSTRATIVE CUSTOMERS WITH HUC USAGE DURING THE 12-MONTH PERIOD  
 SAN DIEGO GAS AND ELECTRIC COMPANY  
 PETITION FOR MODIFICATION OF D.15-07-001 AND D.17-07-006

**Typical Monthly Residential Energy Charges at DR w/ HUC and DR w/o HUC**  
**Coastal Customers**  
**Non-CARE, Summer, Basic**

Line										Line
No.	Energy kWh	Number of Customers	% of Customers	% of Customers Cumulative	Avg kWh for the Range	DR w/ HUC (\$)	DR w/o HUC (\$)	CHANGE (\$)	CHANGE (%)	No.
1	< 25 kWh	2	0.00%	0.00%	-742	\$109.42	\$110.03	\$0.61	0.56%	1
2	25 to 50 kWh	0	0.00%	0.00%	0	\$0.00	\$0.00	\$0.00	0.00%	2
3	50 to 75 kWh	4	0.01%	0.01%	66	\$18.60	\$18.74	\$0.14	0.75%	3
4	75 to 100 kWh	1	0.00%	0.02%	81	\$21.99	\$22.17	\$0.18	0.80%	4
5	100 to 125 kWh	1	0.00%	0.02%	113	\$30.51	\$30.76	\$0.25	0.81%	5
6	125 to 150 kWh	3	0.01%	0.02%	136	\$36.83	\$37.13	\$0.30	0.80%	6
7	150 to 200 kWh	15	0.03%	0.06%	175	\$49.57	\$49.96	\$0.39	0.79%	7
8	200 to 250 kWh	17	0.04%	0.10%	227	\$63.71	\$64.22	\$0.51	0.80%	8
9	250 to 300 kWh	39	0.09%	0.18%	278	\$78.47	\$79.11	\$0.64	0.81%	9
10	300 to 350 kWh	62	0.14%	0.32%	327	\$99.35	\$99.93	\$0.58	0.58%	10
11	350 to 400 kWh	68	0.15%	0.48%	377	\$121.75	\$122.16	\$0.41	0.34%	11
12	400 to 450 kWh	123	0.28%	0.75%	427	\$145.13	\$145.61	\$0.48	0.33%	12
13	450 to 500 kWh	183	0.41%	1.16%	478	\$169.12	\$169.19	\$0.07	0.04%	13
14	500 to 550 kWh	309	0.69%	1.86%	526	\$190.07	\$190.14	\$0.07	0.04%	14
15	550 to 600 kWh	458	1.03%	2.88%	577	\$210.54	\$210.63	\$0.09	0.04%	15
16	600 to 650 kWh	714	1.60%	4.48%	628	\$231.94	\$232.05	\$0.11	0.05%	16
17	650 to 700 kWh	1092	2.45%	6.93%	677	\$253.05	\$253.17	\$0.12	0.05%	17
18	700 to 800 kWh	3884	8.71%	15.65%	757	\$288.01	\$288.21	\$0.20	0.07%	18
19	800 to 900 kWh	6575	14.75%	30.40%	852	\$332.88	\$332.85	(\$0.03)	-0.01%	19
20	900 to 1000 kWh	7042	15.80%	46.19%	949	\$379.98	\$378.89	(\$1.09)	-0.29%	20
21	1000 to 1500 kWh	15866	35.59%	81.78%	1184	\$500.52	\$490.50	(\$10.02)	-2.00%	21
22	1500 to 2000 kWh	3825	8.58%	90.36%	1703	\$779.69	\$737.43	(\$42.26)	-5.42%	22
23	2000 to 3000 kWh	2227	5.00%	95.36%	2392	\$1,157.55	\$1,065.13	(\$92.42)	-7.98%	23
24	> 3000 kWh	2069	4.64%	100.00%	6094	\$3,192.53	\$2,826.40	(\$366.13)	-11.47%	24
25	TOTAL	44579	100.00%	100.00%	1352	\$600.18	\$571.23	(\$28.95)	-4.82%	25

Note: DR w/ HUC reflects SDG&E's residential tiered rate schedule (Schedule DR) effective November 1, 2018 (AL 3290-E). DR w/o HUC is SDG&E's proposal to eliminate the HUC Charge.

Declaration of Cynthia Fang  
 November 30, 2018

APPENDIX C – ATTACHMENT C  
ILLUSTRATIVE CUSTOMERS WITH HUC USAGE DURING THE 12-MONTH PERIOD  
SAN DIEGO GAS AND ELECTRIC COMPANY  
PETITION FOR MODIFICATION OF D.15-07-001 AND D.17-07-006

**Typical Monthly Residential Energy Charges at DR w/ HUC and DR w/o HUC**  
**Coastal Customers**  
**Non-CARE, Summer, All Electric**

Line										Line
No.	Energy kWh	Number of Customers	% of Customers	% of Customers Cumulative	Avg kWh for the Range	DR w/ HUC (\$)	DR w/o HUC (\$)	CHANGE (\$)	CHANGE (%)	No.
1	< 25 kWh	0	0.00%	0.00%	0	\$0.00	\$0.00	\$0.00	0.00%	1
2	25 to 50 kWh	0	0.00%	0.00%	0	\$0.00	\$0.00	\$0.00	0.00%	2
3	50 to 75 kWh	0	0.00%	0.00%	0	\$0.00	\$0.00	\$0.00	0.00%	3
4	75 to 100 kWh	0	0.00%	0.00%	0	\$0.00	\$0.00	\$0.00	0.00%	4
5	100 to 125 kWh	0	0.00%	0.00%	0	\$0.00	\$0.00	\$0.00	0.00%	5
6	125 to 150 kWh	0	0.00%	0.00%	0	\$0.00	\$0.00	\$0.00	0.00%	6
7	150 to 200 kWh	3	0.07%	0.07%	176	\$47.61	\$48.00	\$0.39	0.80%	7
8	200 to 250 kWh	4	0.09%	0.15%	226	\$62.05	\$62.54	\$0.49	0.80%	8
9	250 to 300 kWh	5	0.11%	0.26%	289	\$92.03	\$92.53	\$0.50	0.53%	9
10	300 to 350 kWh	10	0.22%	0.48%	326	\$114.49	\$114.39	(\$0.10)	-0.09%	10
11	350 to 400 kWh	23	0.50%	0.97%	382	\$135.14	\$135.26	\$0.12	0.09%	11
12	400 to 450 kWh	46	1.00%	1.97%	428	\$154.69	\$154.35	(\$0.34)	-0.22%	12
13	450 to 500 kWh	92	1.99%	3.96%	476	\$174.24	\$173.83	(\$0.41)	-0.23%	13
14	500 to 550 kWh	140	3.03%	6.99%	524	\$193.61	\$192.96	(\$0.65)	-0.34%	14
15	550 to 600 kWh	174	3.77%	10.76%	577	\$214.97	\$214.56	(\$0.41)	-0.19%	15
16	600 to 650 kWh	229	4.96%	15.71%	624	\$236.84	\$236.20	(\$0.64)	-0.27%	16
17	650 to 700 kWh	252	5.46%	21.17%	676	\$258.37	\$257.85	(\$0.52)	-0.20%	17
18	700 to 800 kWh	736	15.93%	37.10%	752	\$292.20	\$291.62	(\$0.58)	-0.20%	18
19	800 to 900 kWh	775	16.78%	53.88%	850	\$338.30	\$337.05	(\$1.25)	-0.37%	19
20	900 to 1000 kWh	626	13.55%	67.43%	947	\$385.22	\$382.84	(\$2.38)	-0.62%	20
21	1000 to 1500 kWh	1043	22.58%	90.00%	1175	\$504.96	\$491.79	(\$13.17)	-2.61%	21
22	1500 to 2000 kWh	228	4.94%	94.94%	1707	\$794.31	\$745.08	(\$49.23)	-6.20%	22
23	2000 to 3000 kWh	136	2.94%	97.88%	2395	\$1,171.29	\$1,072.27	(\$99.02)	-8.45%	23
24	> 3000 kWh	98	2.12%	100.00%	4835	\$2,512.84	\$2,233.14	(\$279.70)	-11.13%	24
25	TOTAL	4620	100.00%	100.00%	1035	\$442.39	\$427.41	(\$14.98)	-3.39%	25

Note: DR w/ HUC reflects SDG&E’s residential tiered rate schedule (Schedule DR) effective November 1, 2018 (AL 3290-E). DR w/o HUC is SDG&E’s proposal to eliminate the HUC Charge.

Declaration of Cynthia Fang  
November 30, 2018



APPENDIX C – ATTACHMENT C  
ILLUSTRATIVE CUSTOMERS WITH HUC USAGE DURING THE 12-MONTH PERIOD  
SAN DIEGO GAS AND ELECTRIC COMPANY  
PETITION FOR MODIFICATION OF D.15-07-001 AND D.17-07-006

**Typical Monthly Residential Energy Charges at DR w/ HUC and DR w/o HUC**  
**Coastal Customers**  
**Non-CARE, Winter, Basic**

Line										Line
No.	Energy kWh	Number of Customers	% of Customers	% of Customers Cumulative	Avg kWh for the Range	DR w/ HUC (\$)	DR w/o HUC (\$)	CHANGE (\$)	CHANGE (%)	No.
1	< 25 kWh	5	0.01%	0.01%	-221	\$13.75	\$13.80	\$0.05	0.36%	1
2	25 to 50 kWh	8	0.02%	0.03%	37	\$12.00	\$12.05	\$0.05	0.41%	2
3	50 to 75 kWh	21	0.05%	0.08%	65	\$16.84	\$16.96	\$0.12	0.75%	3
4	75 to 100 kWh	32	0.07%	0.15%	89	\$21.31	\$21.50	\$0.19	0.87%	4
5	100 to 125 kWh	35	0.08%	0.23%	116	\$27.12	\$27.37	\$0.25	0.92%	5
6	125 to 150 kWh	63	0.14%	0.37%	137	\$32.00	\$32.30	\$0.30	0.93%	6
7	150 to 200 kWh	240	0.54%	0.91%	178	\$41.77	\$42.16	\$0.39	0.94%	7
8	200 to 250 kWh	420	0.94%	1.85%	227	\$53.42	\$53.92	\$0.50	0.93%	8
9	250 to 300 kWh	669	1.50%	3.35%	277	\$65.55	\$66.16	\$0.61	0.93%	9
10	300 to 350 kWh	1174	2.63%	5.98%	327	\$78.37	\$79.10	\$0.73	0.93%	10
11	350 to 400 kWh	1697	3.81%	9.79%	376	\$92.90	\$93.77	\$0.87	0.93%	11
12	400 to 450 kWh	2258	5.07%	14.86%	426	\$110.46	\$111.47	\$1.01	0.92%	12
13	450 to 500 kWh	2824	6.34%	21.19%	476	\$129.46	\$130.66	\$1.20	0.92%	13
14	500 to 550 kWh	2920	6.55%	27.74%	525	\$148.96	\$150.33	\$1.37	0.92%	14
15	550 to 600 kWh	3042	6.82%	34.56%	575	\$168.73	\$170.26	\$1.53	0.91%	15
16	600 to 650 kWh	2924	6.56%	41.12%	625	\$188.57	\$190.28	\$1.71	0.91%	16
17	650 to 700 kWh	2781	6.24%	47.36%	675	\$208.70	\$210.58	\$1.88	0.90%	17
18	700 to 800 kWh	5021	11.26%	58.62%	749	\$238.32	\$240.39	\$2.07	0.87%	18
19	800 to 900 kWh	4220	9.47%	68.09%	848	\$278.27	\$280.51	\$2.24	0.80%	19
20	900 to 1000 kWh	3303	7.41%	75.50%	948	\$318.90	\$320.99	\$2.09	0.65%	20
21	1000 to 1500 kWh	6638	14.89%	90.39%	1180	\$418.44	\$414.42	(\$4.02)	-0.96%	21
22	1500 to 2000 kWh	1674	3.76%	94.14%	1708	\$661.81	\$628.16	(\$33.65)	-5.09%	22
23	2000 to 3000 kWh	1115	2.50%	96.65%	2405	\$986.68	\$909.75	(\$76.93)	-7.80%	23
24	> 3000 kWh	1495	3.35%	100.00%	5973	\$2,650.88	\$2,352.21	(\$298.67)	-11.27%	24
25	TOTAL	44579	100.00%	100.00%	974	\$345.41	\$332.83	(\$12.58)	-3.64%	25

Note: DR w/ HUC reflects SDG&E's residential tiered rate schedule (Schedule DR) effective November 1, 2018 (AL 3290-E). DR w/o HUC is SDG&E's proposal to eliminate the HUC Charge.

APPENDIX C – ATTACHMENT C  
 ILLUSTRATIVE CUSTOMERS WITH HUC USAGE DURING THE 12-MONTH PERIOD  
 SAN DIEGO GAS AND ELECTRIC COMPANY  
 PETITION FOR MODIFICATION OF D.15-07-001 AND D.17-07-006

**Typical Monthly Residential Energy Charges at DR w/ HUC and DR w/o HUC**  
**Coastal Customers**  
**Non-CARE, Winter, All Electric**

Line No.	Energy kWh	Number of Customers	% of Customers	% of Customers Cumulative	Avg kWh for the Range	DR w/ HUC (\$)	DR w/o HUC (\$)	CHANGE (\$)	CHANGE (%)	Line No.
1	< 25 kWh	0	0.00%	0.00%	0	\$0.00	\$0.00	\$0.00	0.00%	1
2	25 to 50 kWh	1	0.02%	0.02%	44	\$10.60	\$10.63	\$0.03	0.31%	2
3	50 to 75 kWh	3	0.07%	0.09%	67	\$15.71	\$15.85	\$0.14	0.89%	3
4	75 to 100 kWh	20	0.43%	0.52%	90	\$21.60	\$21.79	\$0.19	0.88%	4
5	100 to 125 kWh	22	0.48%	1.00%	114	\$26.58	\$26.83	\$0.25	0.93%	5
6	125 to 150 kWh	36	0.78%	1.78%	139	\$32.24	\$32.54	\$0.30	0.93%	6
7	150 to 200 kWh	111	2.40%	4.18%	179	\$41.41	\$41.80	\$0.39	0.94%	7
8	200 to 250 kWh	185	4.00%	8.18%	226	\$52.08	\$52.57	\$0.49	0.94%	8
9	250 to 300 kWh	232	5.02%	13.20%	275	\$63.71	\$64.31	\$0.60	0.94%	9
10	300 to 350 kWh	295	6.39%	19.59%	327	\$75.98	\$76.70	\$0.72	0.95%	10
11	350 to 400 kWh	296	6.41%	26.00%	376	\$87.70	\$88.53	\$0.83	0.95%	11
12	400 to 450 kWh	304	6.58%	32.58%	427	\$100.05	\$101.00	\$0.95	0.95%	12
13	450 to 500 kWh	300	6.49%	39.07%	475	\$112.69	\$113.75	\$1.06	0.94%	13
14	500 to 550 kWh	285	6.17%	45.24%	525	\$128.34	\$129.52	\$1.18	0.92%	14
15	550 to 600 kWh	269	5.82%	51.06%	575	\$144.07	\$145.41	\$1.34	0.93%	15
16	600 to 650 kWh	236	5.11%	56.17%	625	\$163.12	\$164.64	\$1.52	0.93%	16
17	650 to 700 kWh	217	4.70%	60.87%	675	\$181.90	\$183.60	\$1.70	0.94%	17
18	700 to 800 kWh	353	7.64%	68.51%	749	\$210.41	\$212.38	\$1.97	0.93%	18
19	800 to 900 kWh	256	5.54%	74.05%	847	\$249.05	\$251.33	\$2.28	0.92%	19
20	900 to 1000 kWh	217	4.70%	78.75%	948	\$288.88	\$291.44	\$2.56	0.89%	20
21	1000 to 1500 kWh	646	13.98%	92.73%	1198	\$390.05	\$392.82	\$2.77	0.71%	21
22	1500 to 2000 kWh	165	3.57%	96.30%	1708	\$603.93	\$598.51	(\$5.42)	-0.90%	22
23	2000 to 3000 kWh	107	2.32%	98.62%	2365	\$905.66	\$864.46	(\$41.20)	-4.55%	23
24	> 3000 kWh	64	1.39%	100.00%	4986	\$2,127.02	\$1,923.65	(\$203.37)	-9.56%	24
25	TOTAL	4620	100.00%	100.00%	764	\$234.31	\$231.73	(\$2.58)	-1.10%	25

Note: DR w/ HUC reflects SDG&E's residential tiered rate schedule (Schedule DR) effective November 1, 2018 (AL 3290-E). DR w/o HUC is SDG&E's proposal to eliminate the HUC Charge.

Declaration of Cynthia Fang  
 November 30, 2018

APPENDIX C – ATTACHMENT C  
ILLUSTRATIVE CUSTOMERS WITH HUC USAGE DURING THE 12-MONTH PERIOD  
SAN DIEGO GAS AND ELECTRIC COMPANY  
PETITION FOR MODIFICATION OF D.15-07-001 AND D.17-07-006

**Typical Monthly Residential Energy Charges at DR w/ HUC and DR w/o HUC**  
**Coastal Customers**  
**Non-CARE, Annual, Basic**

Line										Line
No.	Energy kWh	Number of Customers	% of Customers	% of Customers Cumulative	Avg kWh for the Range	DR w/ HUC (\$)	DR w/o HUC (\$)	CHANGE (\$)	CHANGE (%)	No.
1	< 25 kWh	2	0.00%	0.00%	-529	\$101.35	\$101.88	\$0.53	0.52%	1
2	25 to 50 kWh	0	0.00%	0.00%	0	\$0.00	\$0.00	\$0.00	0.00%	2
3	50 to 75 kWh	0	0.00%	0.00%	0	\$0.00	\$0.00	\$0.00	0.00%	3
4	75 to 100 kWh	0	0.00%	0.00%	0	\$0.00	\$0.00	\$0.00	0.00%	4
5	100 to 125 kWh	0	0.00%	0.00%	0	\$0.00	\$0.00	\$0.00	0.00%	5
6	125 to 150 kWh	1	0.00%	0.01%	145	\$46.26	\$46.63	\$0.37	0.80%	6
7	150 to 200 kWh	12	0.03%	0.03%	177	\$64.26	\$64.23	(\$0.03)	-0.05%	7
8	200 to 250 kWh	32	0.07%	0.11%	227	\$78.16	\$77.64	(\$0.52)	-0.66%	8
9	250 to 300 kWh	78	0.18%	0.28%	282	\$94.56	\$94.18	(\$0.38)	-0.40%	9
10	300 to 350 kWh	157	0.35%	0.63%	329	\$108.89	\$108.56	(\$0.33)	-0.31%	10
11	350 to 400 kWh	328	0.74%	1.37%	376	\$122.78	\$122.59	(\$0.19)	-0.15%	11
12	400 to 450 kWh	561	1.26%	2.63%	427	\$138.45	\$138.53	\$0.08	0.05%	12
13	450 to 500 kWh	952	2.14%	4.76%	477	\$154.94	\$155.08	\$0.14	0.09%	13
14	500 to 550 kWh	1621	3.64%	8.40%	527	\$172.62	\$172.83	\$0.21	0.13%	14
15	550 to 600 kWh	2275	5.10%	13.50%	576	\$191.35	\$191.67	\$0.32	0.17%	15
16	600 to 650 kWh	2937	6.59%	20.09%	626	\$211.94	\$212.23	\$0.29	0.13%	16
17	650 to 700 kWh	3359	7.54%	27.62%	675	\$232.54	\$232.72	\$0.18	0.08%	17
18	700 to 800 kWh	6683	14.99%	42.62%	750	\$264.42	\$264.44	\$0.02	0.01%	18
19	800 to 900 kWh	6016	13.50%	56.11%	849	\$307.57	\$306.92	(\$0.65)	-0.21%	19
20	900 to 1000 kWh	4810	10.79%	66.90%	948	\$351.16	\$349.55	(\$1.61)	-0.46%	20
21	1000 to 1500 kWh	9352	20.98%	87.88%	1181	\$461.16	\$452.05	(\$9.11)	-1.98%	21
22	1500 to 2000 kWh	2289	5.14%	93.01%	1710	\$722.83	\$683.87	(\$38.96)	-5.39%	22
23	2000 to 3000 kWh	1440	3.23%	96.24%	2402	\$1,072.41	\$987.01	(\$85.40)	-7.96%	23
24	> 3000 kWh	1674	3.76%	100.00%	6084	\$2,927.19	\$2,593.43	(\$333.76)	-11.40%	24
25	TOTAL	44579	100.00%	100.00%	1132	\$451.57	\$432.16	(\$19.41)	-4.30%	25

Note: DR w/ HUC reflects SDG&E's residential tiered rate schedule (Schedule DR) effective November 1, 2018 (AL 3290-E). DR w/o HUC is SDG&E's proposal to eliminate the HUC Charge.

Declaration of Cynthia Fang  
November 30, 2018

APPENDIX C – ATTACHMENT C  
ILLUSTRATIVE CUSTOMERS WITH HUC USAGE DURING THE 12-MONTH PERIOD  
SAN DIEGO GAS AND ELECTRIC COMPANY  
PETITION FOR MODIFICATION OF D.15-07-001 AND D.17-07-006

**Typical Monthly Residential Energy Charges at DR w/ HUC and DR w/o HUC**  
**Coastal Customers**  
**Non-CARE, Annual, All Electric**

Line										Line
No.	Energy kWh	Number of Customers	% of Customers	% of Customers Cumulative	Avg kWh for the Range	DR w/ HUC (\$)	DR w/o HUC (\$)	CHANGE (\$)	CHANGE (%)	No.
1	< 25 kWh	0	0.00%	0.00%	0	\$0.00	\$0.00	\$0.00	0.00%	1
2	25 to 50 kWh	0	0.00%	0.00%	0	\$0.00	\$0.00	\$0.00	0.00%	2
3	50 to 75 kWh	0	0.00%	0.00%	0	\$0.00	\$0.00	\$0.00	0.00%	3
4	75 to 100 kWh	0	0.00%	0.00%	0	\$0.00	\$0.00	\$0.00	0.00%	4
5	100 to 125 kWh	0	0.00%	0.00%	0	\$0.00	\$0.00	\$0.00	0.00%	5
6	125 to 150 kWh	0	0.00%	0.00%	0	\$0.00	\$0.00	\$0.00	0.00%	6
7	150 to 200 kWh	3	0.07%	0.07%	175	\$57.86	\$58.13	\$0.27	0.46%	7
8	200 to 250 kWh	20	0.43%	0.50%	234	\$77.76	\$77.57	(\$0.19)	-0.25%	8
9	250 to 300 kWh	39	0.84%	1.34%	278	\$92.87	\$92.44	(\$0.43)	-0.47%	9
10	300 to 350 kWh	111	2.40%	3.75%	329	\$107.46	\$107.25	(\$0.21)	-0.20%	10
11	350 to 400 kWh	158	3.42%	7.17%	377	\$121.04	\$120.96	(\$0.08)	-0.07%	11
12	400 to 450 kWh	232	5.02%	12.19%	427	\$138.42	\$138.29	(\$0.13)	-0.09%	12
13	450 to 500 kWh	286	6.19%	18.38%	475	\$154.27	\$154.16	(\$0.11)	-0.07%	13
14	500 to 550 kWh	342	7.40%	25.78%	525	\$171.09	\$170.90	(\$0.19)	-0.11%	14
15	550 to 600 kWh	362	7.84%	33.62%	576	\$187.48	\$187.32	(\$0.16)	-0.09%	15
16	600 to 650 kWh	366	7.92%	41.54%	624	\$202.67	\$202.78	\$0.11	0.06%	16
17	650 to 700 kWh	328	7.10%	48.64%	675	\$222.19	\$222.13	(\$0.06)	-0.03%	17
18	700 to 800 kWh	542	11.73%	60.37%	751	\$251.96	\$251.60	(\$0.36)	-0.14%	18
19	800 to 900 kWh	427	9.24%	69.61%	848	\$292.62	\$291.72	(\$0.90)	-0.31%	19
20	900 to 1000 kWh	320	6.93%	76.54%	948	\$334.89	\$333.05	(\$1.84)	-0.55%	20
21	1000 to 1500 kWh	714	15.46%	91.99%	1184	\$440.73	\$434.72	(\$6.01)	-1.36%	21
22	1500 to 2000 kWh	182	3.94%	95.93%	1713	\$692.43	\$665.70	(\$26.73)	-3.86%	22
23	2000 to 3000 kWh	116	2.51%	98.44%	2390	\$1,030.94	\$963.12	(\$67.82)	-6.58%	23
24	> 3000 kWh	72	1.56%	100.00%	4984	\$2,333.73	\$2,092.34	(\$241.39)	-10.34%	24
25	TOTAL	4620	100.00%	100.00%	877	\$321.01	\$313.26	(\$7.75)	-2.41%	25

Note: DR w/ HUC reflects SDG&E's residential tiered rate schedule (Schedule DR) effective November 1, 2018 (AL 3290-E). DR w/o HUC is SDG&E's proposal to eliminate the HUC Charge.

Declaration of Cynthia Fang  
November 30, 2018

APPENDIX C – ATTACHMENT C  
ILLUSTRATIVE CUSTOMERS WITH HUC USAGE DURING THE 12-MONTH PERIOD  
SAN DIEGO GAS AND ELECTRIC COMPANY  
PETITION FOR MODIFICATION OF D.15-07-001 AND D.17-07-006

**Typical Monthly Residential Energy Charges at DR w/ HUC and DR w/o HUC**  
**Desert Customers**  
**CARE, Summer, Basic**

Line										Line
No.	Energy kWh	Number of Customers	% of Customers	% of Customers Cumulative	Avg kWh for the Range	DR w/ HUC (\$)	DR w/o HUC (\$)	CHANGE (\$)	CHANGE (%)	No.
1	< 25 kWh	0	0.00%	0.00%	0	\$0.00	\$0.00	\$0.00	0.00%	1
2	25 to 50 kWh	0	0.00%	0.00%	0	\$0.00	\$0.00	\$0.00	0.00%	2
3	50 to 75 kWh	0	0.00%	0.00%	0	\$0.00	\$0.00	\$0.00	0.00%	3
4	75 to 100 kWh	0	0.00%	0.00%	0	\$0.00	\$0.00	\$0.00	0.00%	4
5	100 to 125 kWh	0	0.00%	0.00%	0	\$0.00	\$0.00	\$0.00	0.00%	5
6	125 to 150 kWh	0	0.00%	0.00%	0	\$0.00	\$0.00	\$0.00	0.00%	6
7	150 to 200 kWh	0	0.00%	0.00%	0	\$0.00	\$0.00	\$0.00	0.00%	7
8	200 to 250 kWh	0	0.00%	0.00%	0	\$0.00	\$0.00	\$0.00	0.00%	8
9	250 to 300 kWh	0	0.00%	0.00%	0	\$0.00	\$0.00	\$0.00	0.00%	9
10	300 to 350 kWh	0	0.00%	0.00%	0	\$0.00	\$0.00	\$0.00	0.00%	10
11	350 to 400 kWh	0	0.00%	0.00%	0	\$0.00	\$0.00	\$0.00	0.00%	11
12	400 to 450 kWh	0	0.00%	0.00%	0	\$0.00	\$0.00	\$0.00	0.00%	12
13	450 to 500 kWh	0	0.00%	0.00%	0	\$0.00	\$0.00	\$0.00	0.00%	13
14	500 to 550 kWh	0	0.00%	0.00%	0	\$0.00	\$0.00	\$0.00	0.00%	14
15	550 to 600 kWh	0	0.00%	0.00%	0	\$0.00	\$0.00	\$0.00	0.00%	15
16	600 to 650 kWh	0	0.00%	0.00%	0	\$0.00	\$0.00	\$0.00	0.00%	16
17	650 to 700 kWh	0	0.00%	0.00%	0	\$0.00	\$0.00	\$0.00	0.00%	17
18	700 to 800 kWh	0	0.00%	0.00%	0	\$0.00	\$0.00	\$0.00	0.00%	18
19	800 to 900 kWh	0	0.00%	0.00%	0	\$0.00	\$0.00	\$0.00	0.00%	19
20	900 to 1000 kWh	0	0.00%	0.00%	0	\$0.00	\$0.00	\$0.00	0.00%	20
21	1000 to 1500 kWh	10	66.67%	66.67%	1262	\$304.51	\$303.07	(\$1.44)	-0.48%	21
22	1500 to 2000 kWh	5	33.33%	100.00%	1681	\$427.53	\$420.51	(\$7.02)	-1.64%	22
23	2000 to 3000 kWh	0	0.00%	100.00%	0	\$0.00	\$0.00	\$0.00	0.00%	23
24	> 3000 kWh	0	0.00%	100.00%	0	\$0.00	\$0.00	\$0.00	0.00%	24
25	TOTAL	15	100.00%	100.00%	1402	\$345.52	\$342.22	(\$3.30)	-0.96%	25

Note: DR w/ HUC reflects SDG&E's residential tiered rate schedule (Schedule DR) effective November 1, 2018 (AL 3290-E). DR w/o HUC is SDG&E's proposal to eliminate the HUC Charge.

Declaration of Cynthia Fang  
November 30, 2018

APPENDIX C – ATTACHMENT C  
ILLUSTRATIVE CUSTOMERS WITH HUC USAGE DURING THE 12-MONTH PERIOD  
SAN DIEGO GAS AND ELECTRIC COMPANY  
PETITION FOR MODIFICATION OF D.15-07-001 AND D.17-07-006

**Typical Monthly Residential Energy Charges at DR w/ HUC and DR w/o HUC**  
**Desert Customers**  
**CARE, Summer, All Electric**

Line										Line
No.	Energy kWh	Number of Customers	% of Customers	% of Customers Cumulative	Avg kWh for the Range	DR w/ HUC (\$)	DR w/o HUC (\$)	CHANGE (\$)	CHANGE (%)	No.
1	< 25 kWh	0	0.00%	0.00%	0	\$0.00	\$0.00	\$0.00	0.00%	1
2	25 to 50 kWh	0	0.00%	0.00%	0	\$0.00	\$0.00	\$0.00	0.00%	2
3	50 to 75 kWh	0	0.00%	0.00%	0	\$0.00	\$0.00	\$0.00	0.00%	3
4	75 to 100 kWh	0	0.00%	0.00%	0	\$0.00	\$0.00	\$0.00	0.00%	4
5	100 to 125 kWh	0	0.00%	0.00%	0	\$0.00	\$0.00	\$0.00	0.00%	5
6	125 to 150 kWh	0	0.00%	0.00%	0	\$0.00	\$0.00	\$0.00	0.00%	6
7	150 to 200 kWh	0	0.00%	0.00%	0	\$0.00	\$0.00	\$0.00	0.00%	7
8	200 to 250 kWh	0	0.00%	0.00%	0	\$0.00	\$0.00	\$0.00	0.00%	8
9	250 to 300 kWh	0	0.00%	0.00%	0	\$0.00	\$0.00	\$0.00	0.00%	9
10	300 to 350 kWh	0	0.00%	0.00%	0	\$0.00	\$0.00	\$0.00	0.00%	10
11	350 to 400 kWh	0	0.00%	0.00%	0	\$0.00	\$0.00	\$0.00	0.00%	11
12	400 to 450 kWh	0	0.00%	0.00%	0	\$0.00	\$0.00	\$0.00	0.00%	12
13	450 to 500 kWh	0	0.00%	0.00%	0	\$0.00	\$0.00	\$0.00	0.00%	13
14	500 to 550 kWh	0	0.00%	0.00%	0	\$0.00	\$0.00	\$0.00	0.00%	14
15	550 to 600 kWh	0	0.00%	0.00%	0	\$0.00	\$0.00	\$0.00	0.00%	15
16	600 to 650 kWh	0	0.00%	0.00%	0	\$0.00	\$0.00	\$0.00	0.00%	16
17	650 to 700 kWh	0	0.00%	0.00%	0	\$0.00	\$0.00	\$0.00	0.00%	17
18	700 to 800 kWh	0	0.00%	0.00%	0	\$0.00	\$0.00	\$0.00	0.00%	18
19	800 to 900 kWh	0	0.00%	0.00%	0	\$0.00	\$0.00	\$0.00	0.00%	19
20	900 to 1000 kWh	0	0.00%	0.00%	0	\$0.00	\$0.00	\$0.00	0.00%	20
21	1000 to 1500 kWh	3	21.43%	21.43%	1331	\$311.68	\$310.65	(\$1.03)	-0.33%	21
22	1500 to 2000 kWh	10	71.43%	92.86%	1773	\$440.91	\$439.13	(\$1.78)	-0.40%	22
23	2000 to 3000 kWh	1	7.14%	100.00%	2164	\$567.91	\$551.30	(\$16.61)	-2.92%	23
24	> 3000 kWh	0	0.00%	100.00%	0	\$0.00	\$0.00	\$0.00	0.00%	24
25	TOTAL	14	100.00%	100.00%	1706	\$422.29	\$419.61	(\$2.68)	-0.63%	25

Note: DR w/ HUC reflects SDG&E's residential tiered rate schedule (Schedule DR) effective November 1, 2018 (AL 3290-E). DR w/o HUC is SDG&E's proposal to eliminate the HUC Charge.

Declaration of Cynthia Fang  
November 30, 2018

APPENDIX C – ATTACHMENT C  
 ILLUSTRATIVE CUSTOMERS WITH HUC USAGE DURING THE 12-MONTH PERIOD  
 SAN DIEGO GAS AND ELECTRIC COMPANY  
 PETITION FOR MODIFICATION OF D.15-07-001 AND D.17-07-006

**Typical Monthly Residential Energy Charges at DR w/ HUC and DR w/o HUC**  
**Desert Customers**  
**CARE, Winter, Basic**

Line										Line
No.	Energy kWh	Number of Customers	% of Customers	% of Customers Cumulative	Avg kWh for the Range	DR w/ HUC (\$)	DR w/o HUC (\$)	CHANGE (\$)	CHANGE (%)	No.
1	< 25 kWh	0	0.00%	0.00%	0	\$0.00	\$0.00	\$0.00	0.00%	1
2	25 to 50 kWh	0	0.00%	0.00%	0	\$0.00	\$0.00	\$0.00	0.00%	2
3	50 to 75 kWh	0	0.00%	0.00%	0	\$0.00	\$0.00	\$0.00	0.00%	3
4	75 to 100 kWh	0	0.00%	0.00%	0	\$0.00	\$0.00	\$0.00	0.00%	4
5	100 to 125 kWh	0	0.00%	0.00%	0	\$0.00	\$0.00	\$0.00	0.00%	5
6	125 to 150 kWh	0	0.00%	0.00%	0	\$0.00	\$0.00	\$0.00	0.00%	6
7	150 to 200 kWh	1	6.67%	6.67%	164	\$23.81	\$24.03	\$0.22	0.95%	7
8	200 to 250 kWh	1	6.67%	13.33%	235	\$33.08	\$33.40	\$0.32	0.95%	8
9	250 to 300 kWh	1	6.67%	20.00%	284	\$39.92	\$40.31	\$0.39	0.96%	9
10	300 to 350 kWh	1	6.67%	26.67%	344	\$48.42	\$48.88	\$0.46	0.96%	10
11	350 to 400 kWh	0	0.00%	26.67%	0	\$0.00	\$0.00	\$0.00	0.00%	11
12	400 to 450 kWh	4	26.67%	53.34%	431	\$67.63	\$68.28	\$0.65	0.96%	12
13	450 to 500 kWh	2	13.33%	66.67%	480	\$80.88	\$81.65	\$0.77	0.95%	13
14	500 to 550 kWh	2	13.33%	80.00%	540	\$88.51	\$89.36	\$0.85	0.96%	14
15	550 to 600 kWh	0	0.00%	80.00%	0	\$0.00	\$0.00	\$0.00	0.00%	15
16	600 to 650 kWh	1	6.67%	86.67%	609	\$105.65	\$106.66	\$1.01	0.95%	16
17	650 to 700 kWh	0	0.00%	86.67%	0	\$0.00	\$0.00	\$0.00	0.00%	17
18	700 to 800 kWh	1	6.67%	93.34%	709	\$130.76	\$132.01	\$1.25	0.96%	18
19	800 to 900 kWh	0	0.00%	93.34%	0	\$0.00	\$0.00	\$0.00	0.00%	19
20	900 to 1000 kWh	0	0.00%	93.34%	0	\$0.00	\$0.00	\$0.00	0.00%	20
21	1000 to 1500 kWh	1	6.67%	100.00%	1334	\$292.01	\$290.27	(\$1.74)	-0.60%	21
22	1500 to 2000 kWh	0	0.00%	100.00%	0	\$0.00	\$0.00	\$0.00	0.00%	22
23	2000 to 3000 kWh	0	0.00%	100.00%	0	\$0.00	\$0.00	\$0.00	0.00%	23
24	> 3000 kWh	0	0.00%	100.00%	0	\$0.00	\$0.00	\$0.00	0.00%	24
25	TOTAL	15	100.00%	100.00%	496	\$85.53	\$86.05	\$0.52	0.60%	25

Note: DR w/ HUC reflects SDG&E's residential tiered rate schedule (Schedule DR) effective November 1, 2018 (AL 3290-E). DR w/o HUC is SDG&E's proposal to eliminate the HUC Charge.

Declaration of Cynthia Fang  
 November 30, 2018

APPENDIX C – ATTACHMENT C  
ILLUSTRATIVE CUSTOMERS WITH HUC USAGE DURING THE 12-MONTH PERIOD  
SAN DIEGO GAS AND ELECTRIC COMPANY  
PETITION FOR MODIFICATION OF D.15-07-001 AND D.17-07-006

**Typical Monthly Residential Energy Charges at DR w/ HUC and DR w/o HUC**  
**Desert Customers**  
**CARE, Winter, All Electric**

Line No.	Energy kWh	Number of Customers	% of Customers	% of Customers Cumulative	Avg kWh for the Range	DR w/ HUC (\$)	DR w/o HUC (\$)	CHANGE (\$)	CHANGE (%)	Line No.
1	< 25 kWh	0	0.00%	0.00%	0	\$0.00	\$0.00	\$0.00	0.00%	1
2	25 to 50 kWh	0	0.00%	0.00%	0	\$0.00	\$0.00	\$0.00	0.00%	2
3	50 to 75 kWh	0	0.00%	0.00%	0	\$0.00	\$0.00	\$0.00	0.00%	3
4	75 to 100 kWh	0	0.00%	0.00%	0	\$0.00	\$0.00	\$0.00	0.00%	4
5	100 to 125 kWh	0	0.00%	0.00%	0	\$0.00	\$0.00	\$0.00	0.00%	5
6	125 to 150 kWh	0	0.00%	0.00%	0	\$0.00	\$0.00	\$0.00	0.00%	6
7	150 to 200 kWh	0	0.00%	0.00%	0	\$0.00	\$0.00	\$0.00	0.00%	7
8	200 to 250 kWh	0	0.00%	0.00%	0	\$0.00	\$0.00	\$0.00	0.00%	8
9	250 to 300 kWh	0	0.00%	0.00%	0	\$0.00	\$0.00	\$0.00	0.00%	9
10	300 to 350 kWh	0	0.00%	0.00%	0	\$0.00	\$0.00	\$0.00	0.00%	10
11	350 to 400 kWh	2	14.29%	14.29%	383	\$62.64	\$63.23	\$0.59	0.95%	11
12	400 to 450 kWh	0	0.00%	14.29%	0	\$0.00	\$0.00	\$0.00	0.00%	12
13	450 to 500 kWh	1	7.14%	21.43%	474	\$66.64	\$67.28	\$0.64	0.96%	13
14	500 to 550 kWh	2	14.29%	35.72%	508	\$74.12	\$74.82	\$0.70	0.95%	14
15	550 to 600 kWh	0	0.00%	35.72%	0	\$0.00	\$0.00	\$0.00	0.00%	15
16	600 to 650 kWh	0	0.00%	35.72%	0	\$0.00	\$0.00	\$0.00	0.00%	16
17	650 to 700 kWh	1	7.14%	42.86%	672	\$97.06	\$97.99	\$0.93	0.96%	17
18	700 to 800 kWh	0	0.00%	42.86%	0	\$0.00	\$0.00	\$0.00	0.00%	18
19	800 to 900 kWh	0	0.00%	42.86%	0	\$0.00	\$0.00	\$0.00	0.00%	19
20	900 to 1000 kWh	3	21.43%	64.29%	970	\$157.95	\$159.45	\$1.50	0.96%	20
21	1000 to 1500 kWh	5	35.71%	100.00%	1204	\$215.55	\$217.61	\$2.06	0.95%	21
22	1500 to 2000 kWh	0	0.00%	100.00%	0	\$0.00	\$0.00	\$0.00	0.00%	22
23	2000 to 3000 kWh	0	0.00%	100.00%	0	\$0.00	\$0.00	\$0.00	0.00%	23
24	> 3000 kWh	0	0.00%	100.00%	0	\$0.00	\$0.00	\$0.00	0.00%	24
25	TOTAL	14	100.00%	100.00%	847	\$142.06	\$143.41	\$1.35	0.95%	25

Note: DR w/ HUC reflects SDG&E's residential tiered rate schedule (Schedule DR) effective November 1, 2018 (AL 3290-E). DR w/o HUC is SDG&E's proposal to eliminate the HUC Charge.

Declaration of Cynthia Fang  
November 30, 2018



APPENDIX C – ATTACHMENT C  
ILLUSTRATIVE CUSTOMERS WITH HUC USAGE DURING THE 12-MONTH PERIOD  
SAN DIEGO GAS AND ELECTRIC COMPANY  
PETITION FOR MODIFICATION OF D.15-07-001 AND D.17-07-006

**Typical Monthly Residential Energy Charges at DR w/ HUC and DR w/o HUC**  
**Desert Customers**  
**CARE, Annual, Basic**

Line No.	Energy kWh	Number of Customers	% of Customers	% of Customers Cumulative	Avg kWh for the Range	DR w/ HUC (\$)	DR w/o HUC (\$)	CHANGE (\$)	CHANGE (%)	Line No.
1	< 25 kWh	0	0.00%	0.00%	0	\$0.00	\$0.00	\$0.00	0.00%	1
2	25 to 50 kWh	0	0.00%	0.00%	0	\$0.00	\$0.00	\$0.00	0.00%	2
3	50 to 75 kWh	0	0.00%	0.00%	0	\$0.00	\$0.00	\$0.00	0.00%	3
4	75 to 100 kWh	0	0.00%	0.00%	0	\$0.00	\$0.00	\$0.00	0.00%	4
5	100 to 125 kWh	0	0.00%	0.00%	0	\$0.00	\$0.00	\$0.00	0.00%	5
6	125 to 150 kWh	0	0.00%	0.00%	0	\$0.00	\$0.00	\$0.00	0.00%	6
7	150 to 200 kWh	0	0.00%	0.00%	0	\$0.00	\$0.00	\$0.00	0.00%	7
8	200 to 250 kWh	0	0.00%	0.00%	0	\$0.00	\$0.00	\$0.00	0.00%	8
9	250 to 300 kWh	0	0.00%	0.00%	0	\$0.00	\$0.00	\$0.00	0.00%	9
10	300 to 350 kWh	0	0.00%	0.00%	0	\$0.00	\$0.00	\$0.00	0.00%	10
11	350 to 400 kWh	0	0.00%	0.00%	0	\$0.00	\$0.00	\$0.00	0.00%	11
12	400 to 450 kWh	0	0.00%	0.00%	0	\$0.00	\$0.00	\$0.00	0.00%	12
13	450 to 500 kWh	0	0.00%	0.00%	0	\$0.00	\$0.00	\$0.00	0.00%	13
14	500 to 550 kWh	0	0.00%	0.00%	0	\$0.00	\$0.00	\$0.00	0.00%	14
15	550 to 600 kWh	0	0.00%	0.00%	0	\$0.00	\$0.00	\$0.00	0.00%	15
16	600 to 650 kWh	1	6.67%	6.67%	626	\$139.02	\$138.01	(\$1.01)	-0.73%	16
17	650 to 700 kWh	2	13.33%	20.00%	665	\$147.75	\$146.73	(\$1.02)	-0.69%	17
18	700 to 800 kWh	5	33.33%	53.33%	761	\$163.65	\$163.35	(\$0.30)	-0.19%	18
19	800 to 900 kWh	1	6.67%	60.00%	840	\$176.44	\$177.10	\$0.66	0.38%	19
20	900 to 1000 kWh	2	13.33%	73.33%	958	\$208.17	\$207.98	(\$0.19)	-0.09%	20
21	1000 to 1500 kWh	4	26.67%	100.00%	1147	\$265.58	\$262.61	(\$2.97)	-1.12%	21
22	1500 to 2000 kWh	0	0.00%	100.00%	0	\$0.00	\$0.00	\$0.00	0.00%	22
23	2000 to 3000 kWh	0	0.00%	100.00%	0	\$0.00	\$0.00	\$0.00	0.00%	23
24	> 3000 kWh	0	0.00%	100.00%	0	\$0.00	\$0.00	\$0.00	0.00%	24
25	TOTAL	15	100.00%	100.00%	873	\$193.86	\$192.78	(\$1.08)	-0.56%	25

Note: DR w/ HUC reflects SDG&E's residential tiered rate schedule (Schedule DR) effective November 1, 2018 (AL 3290-E). DR w/o HUC is SDG&E's proposal to eliminate the HUC Charge.

Declaration of Cynthia Fang  
November 30, 2018

APPENDIX C – ATTACHMENT C  
ILLUSTRATIVE CUSTOMERS WITH HUC USAGE DURING THE 12-MONTH PERIOD  
SAN DIEGO GAS AND ELECTRIC COMPANY  
PETITION FOR MODIFICATION OF D.15-07-001 AND D.17-07-006

**Typical Monthly Residential Energy Charges at DR w/ HUC and DR w/o HUC  
Desert Customers  
CARE, Annual, All Electric**

Line No.	Energy kWh	Number of Customers	% of Customers	% of Customers Cumulative	Avg kWh for the Range	DR w/ HUC (\$)	DR w/o HUC (\$)	CHANGE (\$)	CHANGE (%)	Line No.
1	< 25 kWh	0	0.00%	0.00%	0	\$0.00	\$0.00	\$0.00	0.00%	1
2	25 to 50 kWh	0	0.00%	0.00%	0	\$0.00	\$0.00	\$0.00	0.00%	2
3	50 to 75 kWh	0	0.00%	0.00%	0	\$0.00	\$0.00	\$0.00	0.00%	3
4	75 to 100 kWh	0	0.00%	0.00%	0	\$0.00	\$0.00	\$0.00	0.00%	4
5	100 to 125 kWh	0	0.00%	0.00%	0	\$0.00	\$0.00	\$0.00	0.00%	5
6	125 to 150 kWh	0	0.00%	0.00%	0	\$0.00	\$0.00	\$0.00	0.00%	6
7	150 to 200 kWh	0	0.00%	0.00%	0	\$0.00	\$0.00	\$0.00	0.00%	7
8	200 to 250 kWh	0	0.00%	0.00%	0	\$0.00	\$0.00	\$0.00	0.00%	8
9	250 to 300 kWh	0	0.00%	0.00%	0	\$0.00	\$0.00	\$0.00	0.00%	9
10	300 to 350 kWh	0	0.00%	0.00%	0	\$0.00	\$0.00	\$0.00	0.00%	10
11	350 to 400 kWh	0	0.00%	0.00%	0	\$0.00	\$0.00	\$0.00	0.00%	11
12	400 to 450 kWh	0	0.00%	0.00%	0	\$0.00	\$0.00	\$0.00	0.00%	12
13	450 to 500 kWh	0	0.00%	0.00%	0	\$0.00	\$0.00	\$0.00	0.00%	13
14	500 to 550 kWh	0	0.00%	0.00%	0	\$0.00	\$0.00	\$0.00	0.00%	14
15	550 to 600 kWh	0	0.00%	0.00%	0	\$0.00	\$0.00	\$0.00	0.00%	15
16	600 to 650 kWh	0	0.00%	0.00%	0	\$0.00	\$0.00	\$0.00	0.00%	16
17	650 to 700 kWh	0	0.00%	0.00%	0	\$0.00	\$0.00	\$0.00	0.00%	17
18	700 to 800 kWh	1	7.14%	7.14%	793	\$163.71	\$164.43	\$0.72	0.44%	18
19	800 to 900 kWh	1	7.14%	14.29%	885	\$218.95	\$216.04	(\$2.91)	-1.33%	19
20	900 to 1000 kWh	3	21.43%	35.72%	981	\$204.60	\$204.26	(\$0.34)	-0.17%	20
21	1000 to 1500 kWh	8	57.14%	92.86%	1333	\$283.64	\$284.20	\$0.56	0.20%	21
22	1500 to 2000 kWh	1	7.14%	100.00%	1587	\$357.89	\$352.12	(\$5.77)	-1.61%	22
23	2000 to 3000 kWh	0	0.00%	100.00%	0	\$0.00	\$0.00	\$0.00	0.00%	23
24	> 3000 kWh	0	0.00%	100.00%	0	\$0.00	\$0.00	\$0.00	0.00%	24
25	TOTAL	14	100.00%	100.00%	1205	\$258.82	\$258.50	(\$0.32)	-0.13%	25

Note: DR w/ HUC reflects SDG&E’s residential tiered rate schedule (Schedule DR) effective November 1, 2018 (AL 3290-E). DR w/o HUC is SDG&E’s proposal to eliminate the HUC Charge.

Declaration of Cynthia Fang  
November 30, 2018

APPENDIX C – ATTACHMENT C  
ILLUSTRATIVE CUSTOMERS WITH HUC USAGE DURING THE 12-MONTH PERIOD  
SAN DIEGO GAS AND ELECTRIC COMPANY  
PETITION FOR MODIFICATION OF D.15-07-001 AND D.17-07-006

**Typical Monthly Residential Energy Charges at DR w/ HUC and DR w/o HUC**  
**Desert Customers**  
**Non-CARE, Summer, Basic**

Line										Line
No.	Energy kWh	Number of Customers	% of Customers	% of Customers Cumulative	Avg kWh for the Range	DR w/ HUC (\$)	DR w/o HUC (\$)	CHANGE (\$)	CHANGE (%)	No.
1	< 25 kWh	0	0.00%	0.00%	0	\$0.00	\$0.00	\$0.00	0.00%	1
2	25 to 50 kWh	0	0.00%	0.00%	0	\$0.00	\$0.00	\$0.00	0.00%	2
3	50 to 75 kWh	0	0.00%	0.00%	0	\$0.00	\$0.00	\$0.00	0.00%	3
4	75 to 100 kWh	0	0.00%	0.00%	0	\$0.00	\$0.00	\$0.00	0.00%	4
5	100 to 125 kWh	0	0.00%	0.00%	0	\$0.00	\$0.00	\$0.00	0.00%	5
6	125 to 150 kWh	0	0.00%	0.00%	0	\$0.00	\$0.00	\$0.00	0.00%	6
7	150 to 200 kWh	0	0.00%	0.00%	0	\$0.00	\$0.00	\$0.00	0.00%	7
8	200 to 250 kWh	0	0.00%	0.00%	0	\$0.00	\$0.00	\$0.00	0.00%	8
9	250 to 300 kWh	0	0.00%	0.00%	0	\$0.00	\$0.00	\$0.00	0.00%	9
10	300 to 350 kWh	0	0.00%	0.00%	0	\$0.00	\$0.00	\$0.00	0.00%	10
11	350 to 400 kWh	0	0.00%	0.00%	0	\$0.00	\$0.00	\$0.00	0.00%	11
12	400 to 450 kWh	0	0.00%	0.00%	0	\$0.00	\$0.00	\$0.00	0.00%	12
13	450 to 500 kWh	0	0.00%	0.00%	0	\$0.00	\$0.00	\$0.00	0.00%	13
14	500 to 550 kWh	0	0.00%	0.00%	0	\$0.00	\$0.00	\$0.00	0.00%	14
15	550 to 600 kWh	0	0.00%	0.00%	0	\$0.00	\$0.00	\$0.00	0.00%	15
16	600 to 650 kWh	0	0.00%	0.00%	0	\$0.00	\$0.00	\$0.00	0.00%	16
17	650 to 700 kWh	0	0.00%	0.00%	0	\$0.00	\$0.00	\$0.00	0.00%	17
18	700 to 800 kWh	5	7.14%	7.14%	744	\$234.64	\$236.53	\$1.89	0.80%	18
19	800 to 900 kWh	2	2.86%	10.00%	865	\$308.96	\$311.31	\$2.35	0.76%	19
20	900 to 1000 kWh	2	2.86%	12.86%	929	\$310.64	\$313.13	\$2.49	0.80%	20
21	1000 to 1500 kWh	20	28.57%	41.43%	1295	\$497.35	\$497.88	\$0.53	0.11%	21
22	1500 to 2000 kWh	20	28.57%	70.00%	1665	\$678.23	\$669.11	(\$9.12)	-1.35%	22
23	2000 to 3000 kWh	15	21.43%	91.43%	2297	\$994.95	\$963.92	(\$31.03)	-3.12%	23
24	> 3000 kWh	6	8.57%	100.00%	4725	\$2,322.52	\$2,119.10	(\$203.42)	-8.76%	24
25	TOTAL	70	100.00%	100.00%	1847	\$782.62	\$756.35	(\$26.27)	-3.36%	25

Note: DR w/ HUC reflects SDG&E's residential tiered rate schedule (Schedule DR) effective November 1, 2018 (AL 3290-E). DR w/o HUC is SDG&E's proposal to eliminate the HUC Charge.

Declaration of Cynthia Fang  
November 30, 2018

APPENDIX C – ATTACHMENT C  
ILLUSTRATIVE CUSTOMERS WITH HUC USAGE DURING THE 12-MONTH PERIOD  
SAN DIEGO GAS AND ELECTRIC COMPANY  
PETITION FOR MODIFICATION OF D.15-07-001 AND D.17-07-006

**Typical Monthly Residential Energy Charges at DR w/ HUC and DR w/o HUC**  
**Desert Customers**  
**Non-CARE, Summer, All Electric**

Line No.	Energy kWh	Number of Customers	% of Customers	% of Customers Cumulative	Avg kWh for the Range	DR w/ HUC (\$)	DR w/o HUC (\$)	CHANGE (\$)	CHANGE (%)	Line No.
1	< 25 kWh	0	0.00%	0.00%	0	\$0.00	\$0.00	\$0.00	0.00%	1
2	25 to 50 kWh	0	0.00%	0.00%	0	\$0.00	\$0.00	\$0.00	0.00%	2
3	50 to 75 kWh	0	0.00%	0.00%	0	\$0.00	\$0.00	\$0.00	0.00%	3
4	75 to 100 kWh	0	0.00%	0.00%	0	\$0.00	\$0.00	\$0.00	0.00%	4
5	100 to 125 kWh	0	0.00%	0.00%	0	\$0.00	\$0.00	\$0.00	0.00%	5
6	125 to 150 kWh	0	0.00%	0.00%	0	\$0.00	\$0.00	\$0.00	0.00%	6
7	150 to 200 kWh	0	0.00%	0.00%	0	\$0.00	\$0.00	\$0.00	0.00%	7
8	200 to 250 kWh	0	0.00%	0.00%	0	\$0.00	\$0.00	\$0.00	0.00%	8
9	250 to 300 kWh	0	0.00%	0.00%	0	\$0.00	\$0.00	\$0.00	0.00%	9
10	300 to 350 kWh	0	0.00%	0.00%	0	\$0.00	\$0.00	\$0.00	0.00%	10
11	350 to 400 kWh	0	0.00%	0.00%	0	\$0.00	\$0.00	\$0.00	0.00%	11
12	400 to 450 kWh	0	0.00%	0.00%	0	\$0.00	\$0.00	\$0.00	0.00%	12
13	450 to 500 kWh	0	0.00%	0.00%	0	\$0.00	\$0.00	\$0.00	0.00%	13
14	500 to 550 kWh	1	1.96%	1.96%	522	\$156.11	\$157.36	\$1.25	0.81%	14
15	550 to 600 kWh	0	0.00%	1.96%	0	\$0.00	\$0.00	\$0.00	0.00%	15
16	600 to 650 kWh	0	0.00%	1.96%	0	\$0.00	\$0.00	\$0.00	0.00%	16
17	650 to 700 kWh	0	0.00%	1.96%	0	\$0.00	\$0.00	\$0.00	0.00%	17
18	700 to 800 kWh	0	0.00%	1.96%	0	\$0.00	\$0.00	\$0.00	0.00%	18
19	800 to 900 kWh	2	3.92%	5.88%	844	\$324.83	\$325.32	\$0.49	0.15%	19
20	900 to 1000 kWh	1	1.96%	7.84%	908	\$317.65	\$318.59	\$0.94	0.30%	20
21	1000 to 1500 kWh	12	23.53%	31.37%	1318	\$490.38	\$489.18	(\$1.20)	-0.24%	21
22	1500 to 2000 kWh	20	39.22%	70.59%	1754	\$688.71	\$685.54	(\$3.17)	-0.46%	22
23	2000 to 3000 kWh	11	21.57%	92.16%	2306	\$971.23	\$949.04	(\$22.19)	-2.29%	23
24	> 3000 kWh	4	7.84%	100.00%	3322	\$1,511.49	\$1,430.30	(\$81.19)	-5.37%	24
25	TOTAL	51	100.00%	100.00%	1817	\$735.52	\$722.91	(\$12.61)	-1.72%	25

Note: DR w/ HUC reflects SDG&E's residential tiered rate schedule (Schedule DR) effective November 1, 2018 (AL 3290-E). DR w/o HUC is SDG&E's proposal to eliminate the HUC Charge.

Declaration of Cynthia Fang  
November 30, 2018

APPENDIX C – ATTACHMENT C  
ILLUSTRATIVE CUSTOMERS WITH HUC USAGE DURING THE 12-MONTH PERIOD  
SAN DIEGO GAS AND ELECTRIC COMPANY  
PETITION FOR MODIFICATION OF D.15-07-001 AND D.17-07-006

**Typical Monthly Residential Energy Charges at DR w/ HUC and DR w/o HUC**  
**Desert Customers**  
**Non-CARE, Winter, Basic**

Line										Line
No.	Energy kWh	Number of Customers	% of Customers	% of Customers Cumulative	Avg kWh for the Range	DR w/ HUC (\$)	DR w/o HUC (\$)	CHANGE (\$)	CHANGE (%)	No.
1	< 25 kWh	0	0.00%	0.00%	0	\$0.00	\$0.00	\$0.00	0.00%	1
2	25 to 50 kWh	1	1.43%	1.43%	35	\$10.46	\$10.48	\$0.02	0.18%	2
3	50 to 75 kWh	0	0.00%	1.43%	0	\$0.00	\$0.00	\$0.00	0.00%	3
4	75 to 100 kWh	0	0.00%	1.43%	0	\$0.00	\$0.00	\$0.00	0.00%	4
5	100 to 125 kWh	0	0.00%	1.43%	0	\$0.00	\$0.00	\$0.00	0.00%	5
6	125 to 150 kWh	0	0.00%	1.43%	0	\$0.00	\$0.00	\$0.00	0.00%	6
7	150 to 200 kWh	0	0.00%	1.43%	0	\$0.00	\$0.00	\$0.00	0.00%	7
8	200 to 250 kWh	0	0.00%	1.43%	0	\$0.00	\$0.00	\$0.00	0.00%	8
9	250 to 300 kWh	0	0.00%	1.43%	0	\$0.00	\$0.00	\$0.00	0.00%	9
10	300 to 350 kWh	1	1.43%	2.86%	332	\$82.91	\$83.70	\$0.79	0.95%	10
11	350 to 400 kWh	6	8.57%	11.43%	370	\$100.03	\$100.75	\$0.72	0.72%	11
12	400 to 450 kWh	2	2.86%	14.29%	424	\$103.55	\$104.53	\$0.98	0.94%	12
13	450 to 500 kWh	3	4.29%	18.57%	483	\$128.97	\$130.19	\$1.22	0.95%	13
14	500 to 550 kWh	2	2.86%	21.43%	533	\$143.60	\$144.96	\$1.36	0.95%	14
15	550 to 600 kWh	2	2.86%	24.29%	569	\$158.20	\$159.70	\$1.50	0.95%	15
16	600 to 650 kWh	2	2.86%	27.14%	617	\$177.61	\$179.29	\$1.68	0.95%	16
17	650 to 700 kWh	3	4.29%	31.43%	673	\$200.34	\$201.42	\$1.08	0.54%	17
18	700 to 800 kWh	8	11.43%	42.86%	745	\$226.44	\$227.69	\$1.25	0.55%	18
19	800 to 900 kWh	7	10.00%	52.86%	850	\$268.26	\$269.69	\$1.43	0.53%	19
20	900 to 1000 kWh	3	4.29%	57.14%	942	\$304.61	\$306.97	\$2.36	0.78%	20
21	1000 to 1500 kWh	13	18.57%	75.72%	1234	\$425.97	\$424.95	(\$1.02)	-0.24%	21
22	1500 to 2000 kWh	10	14.29%	90.00%	1674	\$622.28	\$602.86	(\$19.42)	-3.12%	22
23	2000 to 3000 kWh	6	8.57%	98.57%	2517	\$1,013.67	\$943.50	(\$70.17)	-6.92%	23
24	> 3000 kWh	1	1.43%	100.00%	7929	\$3,538.01	\$3,131.25	(\$406.76)	-11.50%	24
25	TOTAL	70	100.00%	100.00%	1156	\$411.87	\$397.80	(\$14.07)	-3.42%	25

Note: DR w/ HUC reflects SDG&E's residential tiered rate schedule (Schedule DR) effective November 1, 2018 (AL 3290-E). DR w/o HUC is SDG&E's proposal to eliminate the HUC Charge.

Declaration of Cynthia Fang  
November 30, 2018

APPENDIX C – ATTACHMENT C  
ILLUSTRATIVE CUSTOMERS WITH HUC USAGE DURING THE 12-MONTH PERIOD  
SAN DIEGO GAS AND ELECTRIC COMPANY  
PETITION FOR MODIFICATION OF D.15-07-001 AND D.17-07-006

**Typical Monthly Residential Energy Charges at DR w/ HUC and DR w/o HUC**  
**Desert Customers**  
**Non-CARE, Winter, All Electric**

Line										Line
No.	Energy kWh	Number of Customers	% of Customers	% of Customers Cumulative	Avg kWh for the Range	DR w/ HUC (\$)	DR w/o HUC (\$)	CHANGE (\$)	CHANGE (%)	No.
1	< 25 kWh	0	0.00%	0.00%	0	\$0.00	\$0.00	\$0.00	0.00%	1
2	25 to 50 kWh	0	0.00%	0.00%	0	\$0.00	\$0.00	\$0.00	0.00%	2
3	50 to 75 kWh	0	0.00%	0.00%	0	\$0.00	\$0.00	\$0.00	0.00%	3
4	75 to 100 kWh	0	0.00%	0.00%	0	\$0.00	\$0.00	\$0.00	0.00%	4
5	100 to 125 kWh	0	0.00%	0.00%	0	\$0.00	\$0.00	\$0.00	0.00%	5
6	125 to 150 kWh	0	0.00%	0.00%	0	\$0.00	\$0.00	\$0.00	0.00%	6
7	150 to 200 kWh	0	0.00%	0.00%	0	\$0.00	\$0.00	\$0.00	0.00%	7
8	200 to 250 kWh	0	0.00%	0.00%	0	\$0.00	\$0.00	\$0.00	0.00%	8
9	250 to 300 kWh	0	0.00%	0.00%	0	\$0.00	\$0.00	\$0.00	0.00%	9
10	300 to 350 kWh	0	0.00%	0.00%	0	\$0.00	\$0.00	\$0.00	0.00%	10
11	350 to 400 kWh	2	3.92%	3.92%	381	\$87.26	\$88.08	\$0.82	0.94%	11
12	400 to 450 kWh	0	0.00%	3.92%	0	\$0.00	\$0.00	\$0.00	0.00%	12
13	450 to 500 kWh	2	3.92%	7.84%	490	\$112.12	\$113.18	\$1.06	0.95%	13
14	500 to 550 kWh	0	0.00%	7.84%	0	\$0.00	\$0.00	\$0.00	0.00%	14
15	550 to 600 kWh	0	0.00%	7.84%	0	\$0.00	\$0.00	\$0.00	0.00%	15
16	600 to 650 kWh	2	3.92%	11.77%	624	\$148.79	\$150.20	\$1.41	0.95%	16
17	650 to 700 kWh	3	5.88%	17.65%	676	\$169.62	\$171.22	\$1.60	0.95%	17
18	700 to 800 kWh	4	7.84%	25.49%	729	\$176.72	\$178.40	\$1.68	0.95%	18
19	800 to 900 kWh	6	11.77%	37.26%	873	\$221.82	\$223.92	\$2.10	0.95%	19
20	900 to 1000 kWh	7	13.73%	50.98%	933	\$249.07	\$251.42	\$2.35	0.95%	20
21	1000 to 1500 kWh	18	35.29%	86.28%	1193	\$344.97	\$348.23	\$3.26	0.95%	21
22	1500 to 2000 kWh	5	9.80%	96.08%	1696	\$544.84	\$549.45	\$4.61	0.85%	22
23	2000 to 3000 kWh	1	1.96%	98.04%	2153	\$763.39	\$736.08	(\$27.31)	-3.58%	23
24	> 3000 kWh	1	1.96%	100.00%	3169	\$1,183.43	\$1,144.90	(\$38.53)	-3.26%	24
25	TOTAL	51	100.00%	100.00%	1078	\$311.12	\$312.35	\$1.23	0.40%	25

Note: DR w/ HUC reflects SDG&E's residential tiered rate schedule (Schedule DR) effective November 1, 2018 (AL 3290-E). DR w/o HUC is SDG&E's proposal to eliminate the HUC Charge.

Declaration of Cynthia Fang  
November 30, 2018

APPENDIX C – ATTACHMENT C  
ILLUSTRATIVE CUSTOMERS WITH HUC USAGE DURING THE 12-MONTH PERIOD  
SAN DIEGO GAS AND ELECTRIC COMPANY  
PETITION FOR MODIFICATION OF D.15-07-001 AND D.17-07-006

**Typical Monthly Residential Energy Charges at DR w/ HUC and DR w/o HUC**  
**Desert Customers**  
**Non-CARE, Annual, Basic**

Line										Line
No.	Energy kWh	Number of Customers	% of Customers	% of Customers Cumulative	Avg kWh for the Range	DR w/ HUC (\$)	DR w/o HUC (\$)	CHANGE (\$)	CHANGE (%)	No.
1	< 25 kWh	0	0.00%	0.00%	0	\$0.00	\$0.00	\$0.00	0.00%	1
2	25 to 50 kWh	0	0.00%	0.00%	0	\$0.00	\$0.00	\$0.00	0.00%	2
3	50 to 75 kWh	0	0.00%	0.00%	0	\$0.00	\$0.00	\$0.00	0.00%	3
4	75 to 100 kWh	0	0.00%	0.00%	0	\$0.00	\$0.00	\$0.00	0.00%	4
5	100 to 125 kWh	0	0.00%	0.00%	0	\$0.00	\$0.00	\$0.00	0.00%	5
6	125 to 150 kWh	0	0.00%	0.00%	0	\$0.00	\$0.00	\$0.00	0.00%	6
7	150 to 200 kWh	0	0.00%	0.00%	0	\$0.00	\$0.00	\$0.00	0.00%	7
8	200 to 250 kWh	0	0.00%	0.00%	0	\$0.00	\$0.00	\$0.00	0.00%	8
9	250 to 300 kWh	0	0.00%	0.00%	0	\$0.00	\$0.00	\$0.00	0.00%	9
10	300 to 350 kWh	0	0.00%	0.00%	0	\$0.00	\$0.00	\$0.00	0.00%	10
11	350 to 400 kWh	0	0.00%	0.00%	0	\$0.00	\$0.00	\$0.00	0.00%	11
12	400 to 450 kWh	0	0.00%	0.00%	0	\$0.00	\$0.00	\$0.00	0.00%	12
13	450 to 500 kWh	0	0.00%	0.00%	0	\$0.00	\$0.00	\$0.00	0.00%	13
14	500 to 550 kWh	0	0.00%	0.00%	0	\$0.00	\$0.00	\$0.00	0.00%	14
15	550 to 600 kWh	0	0.00%	0.00%	0	\$0.00	\$0.00	\$0.00	0.00%	15
16	600 to 650 kWh	1	1.43%	1.43%	649	\$251.72	\$249.96	(\$1.76)	-0.70%	16
17	650 to 700 kWh	2	2.86%	4.29%	676	\$251.21	\$246.87	(\$4.34)	-1.73%	17
18	700 to 800 kWh	7	10.00%	14.29%	742	\$249.17	\$249.88	\$0.71	0.29%	18
19	800 to 900 kWh	6	8.57%	22.86%	829	\$284.78	\$285.87	\$1.09	0.38%	19
20	900 to 1000 kWh	7	10.00%	32.86%	951	\$337.03	\$335.65	(\$1.38)	-0.41%	20
21	1000 to 1500 kWh	28	40.00%	72.86%	1224	\$451.38	\$446.88	(\$4.50)	-1.00%	21
22	1500 to 2000 kWh	6	8.57%	81.43%	1654	\$638.60	\$628.52	(\$10.08)	-1.58%	22
23	2000 to 3000 kWh	10	14.29%	95.71%	2278	\$948.33	\$904.64	(\$43.69)	-4.61%	23
24	> 3000 kWh	3	4.29%	100.00%	5085	\$2,374.91	\$2,138.59	(\$236.32)	-9.95%	24
25	TOTAL	70	100.00%	100.00%	1444	\$566.35	\$547.20	(\$19.15)	-3.38%	25

Note: DR w/ HUC reflects SDG&E’s residential tiered rate schedule (Schedule DR) effective November 1, 2018 (AL 3290-E). DR w/o HUC is SDG&E’s proposal to eliminate the HUC Charge.

Declaration of Cynthia Fang  
November 30, 2018

APPENDIX C – ATTACHMENT C  
 ILLUSTRATIVE CUSTOMERS WITH HUC USAGE DURING THE 12-MONTH PERIOD  
 SAN DIEGO GAS AND ELECTRIC COMPANY  
 PETITION FOR MODIFICATION OF D.15-07-001 AND D.17-07-006

**Typical Monthly Residential Energy Charges at DR w/ HUC and DR w/o HUC**  
**Desert Customers**  
**Non-CARE, Annual, All Electric**

Line No.	Energy kWh	Number of Customers	% of Customers	% of Customers Cumulative	Avg kWh for the Range	DR w/ HUC (\$)	DR w/o HUC (\$)	CHANGE (\$)	CHANGE (%)	Line No.
1	< 25 kWh	0	0.00%	0.00%	0	\$0.00	\$0.00	\$0.00	0.00%	1
2	25 to 50 kWh	0	0.00%	0.00%	0	\$0.00	\$0.00	\$0.00	0.00%	2
3	50 to 75 kWh	0	0.00%	0.00%	0	\$0.00	\$0.00	\$0.00	0.00%	3
4	75 to 100 kWh	0	0.00%	0.00%	0	\$0.00	\$0.00	\$0.00	0.00%	4
5	100 to 125 kWh	0	0.00%	0.00%	0	\$0.00	\$0.00	\$0.00	0.00%	5
6	125 to 150 kWh	0	0.00%	0.00%	0	\$0.00	\$0.00	\$0.00	0.00%	6
7	150 to 200 kWh	0	0.00%	0.00%	0	\$0.00	\$0.00	\$0.00	0.00%	7
8	200 to 250 kWh	0	0.00%	0.00%	0	\$0.00	\$0.00	\$0.00	0.00%	8
9	250 to 300 kWh	0	0.00%	0.00%	0	\$0.00	\$0.00	\$0.00	0.00%	9
10	300 to 350 kWh	0	0.00%	0.00%	0	\$0.00	\$0.00	\$0.00	0.00%	10
11	350 to 400 kWh	0	0.00%	0.00%	0	\$0.00	\$0.00	\$0.00	0.00%	11
12	400 to 450 kWh	0	0.00%	0.00%	0	\$0.00	\$0.00	\$0.00	0.00%	12
13	450 to 500 kWh	0	0.00%	0.00%	0	\$0.00	\$0.00	\$0.00	0.00%	13
14	500 to 550 kWh	0	0.00%	0.00%	0	\$0.00	\$0.00	\$0.00	0.00%	14
15	550 to 600 kWh	1	1.96%	1.96%	584	\$187.57	\$187.91	\$0.34	0.19%	15
16	600 to 650 kWh	1	1.96%	3.92%	607	\$184.73	\$185.61	\$0.88	0.48%	16
17	650 to 700 kWh	0	0.00%	3.92%	0	\$0.00	\$0.00	\$0.00	0.00%	17
18	700 to 800 kWh	1	1.96%	5.88%	708	\$224.16	\$225.56	\$1.40	0.62%	18
19	800 to 900 kWh	2	3.92%	9.81%	876	\$283.09	\$284.97	\$1.88	0.66%	19
20	900 to 1000 kWh	3	5.88%	15.69%	947	\$305.10	\$305.29	\$0.19	0.07%	20
21	1000 to 1500 kWh	27	52.94%	68.63%	1237	\$416.12	\$415.01	(\$1.11)	-0.27%	21
22	1500 to 2000 kWh	11	21.57%	90.20%	1710	\$620.34	\$615.40	(\$4.94)	-0.80%	22
23	2000 to 3000 kWh	4	7.84%	98.04%	2126	\$825.64	\$804.48	(\$21.16)	-2.56%	23
24	> 3000 kWh	1	1.96%	100.00%	3470	\$1,446.25	\$1,376.69	(\$69.56)	-4.81%	24
25	TOTAL	51	100.00%	100.00%	1386	\$487.95	\$483.42	(\$4.53)	-0.93%	25

Note: DR w/ HUC reflects SDG&E's residential tiered rate schedule (Schedule DR) effective November 1, 2018 (AL 3290-E). DR w/o HUC is SDG&E's proposal to eliminate the HUC Charge.

Declaration of Cynthia Fang  
 November 30, 2018



APPENDIX C – ATTACHMENT C  
ILLUSTRATIVE CUSTOMERS WITH HUC USAGE DURING THE 12-MONTH PERIOD  
SAN DIEGO GAS AND ELECTRIC COMPANY  
PETITION FOR MODIFICATION OF D.15-07-001 AND D.17-07-006

**Typical Monthly Residential Energy Charges at DR w/ HUC and DR w/o HUC**  
**Inland Customers**  
**CARE, Summer, Basic**

Line										Line
No.	Energy kWh	Number of Customers	% of Customers	% of Customers Cumulative	Avg kWh for the Range	DR w/ HUC (\$)	DR w/o HUC (\$)	CHANGE (\$)	CHANGE (%)	No.
1	< 25 kWh	0	0.00%	0.00%	0	\$0.00	\$0.00	\$0.00	0.00%	1
2	25 to 50 kWh	0	0.00%	0.00%	0	\$0.00	\$0.00	\$0.00	0.00%	2
3	50 to 75 kWh	0	0.00%	0.00%	0	\$0.00	\$0.00	\$0.00	0.00%	3
4	75 to 100 kWh	1	0.03%	0.03%	96	\$16.04	\$16.17	\$0.13	0.81%	4
5	100 to 125 kWh	0	0.00%	0.03%	0	\$0.00	\$0.00	\$0.00	0.00%	5
6	125 to 150 kWh	0	0.00%	0.03%	0	\$0.00	\$0.00	\$0.00	0.00%	6
7	150 to 200 kWh	0	0.00%	0.03%	0	\$0.00	\$0.00	\$0.00	0.00%	7
8	200 to 250 kWh	3	0.09%	0.12%	231	\$38.64	\$38.95	\$0.31	0.81%	8
9	250 to 300 kWh	2	0.06%	0.18%	270	\$47.42	\$47.80	\$0.38	0.80%	9
10	300 to 350 kWh	3	0.09%	0.27%	332	\$57.15	\$57.61	\$0.46	0.81%	10
11	350 to 400 kWh	5	0.15%	0.42%	380	\$75.16	\$75.34	\$0.18	0.23%	11
12	400 to 450 kWh	6	0.18%	0.59%	430	\$81.14	\$81.73	\$0.59	0.73%	12
13	450 to 500 kWh	7	0.21%	0.80%	480	\$95.51	\$95.98	\$0.47	0.50%	13
14	500 to 550 kWh	16	0.47%	1.28%	525	\$113.27	\$113.84	\$0.57	0.50%	14
15	550 to 600 kWh	18	0.53%	1.81%	577	\$128.94	\$128.91	(\$0.03)	-0.02%	15
16	600 to 650 kWh	30	0.89%	2.70%	626	\$140.32	\$140.87	\$0.55	0.39%	16
17	650 to 700 kWh	50	1.48%	4.18%	679	\$160.83	\$160.88	\$0.05	0.03%	17
18	700 to 800 kWh	195	5.78%	9.96%	763	\$179.69	\$179.87	\$0.18	0.10%	18
19	800 to 900 kWh	454	13.46%	23.42%	855	\$202.93	\$203.24	\$0.31	0.16%	19
20	900 to 1000 kWh	720	21.35%	44.77%	951	\$231.50	\$231.80	\$0.30	0.13%	20
21	1000 to 1500 kWh	1631	48.36%	93.12%	1157	\$299.59	\$296.82	(\$2.77)	-0.93%	21
22	1500 to 2000 kWh	180	5.34%	98.46%	1669	\$483.98	\$464.32	(\$19.66)	-4.06%	22
23	2000 to 3000 kWh	46	1.36%	99.82%	2333	\$742.20	\$690.49	(\$51.71)	-6.97%	23
24	> 3000 kWh	6	0.18%	100.00%	3748	\$1,170.51	\$1,065.89	(\$104.62)	-8.94%	24
25	TOTAL	3373	100.00%	100.00%	1073	\$275.45	\$272.29	(\$3.16)	-1.15%	25

Note: DR w/ HUC reflects SDG&E's residential tiered rate schedule (Schedule DR) effective November 1, 2018 (AL 3290-E). DR w/o HUC is SDG&E's proposal to eliminate the HUC Charge.

Declaration of Cynthia Fang  
November 30, 2018

APPENDIX C – ATTACHMENT C  
 ILLUSTRATIVE CUSTOMERS WITH HUC USAGE DURING THE 12-MONTH PERIOD  
 SAN DIEGO GAS AND ELECTRIC COMPANY  
 PETITION FOR MODIFICATION OF D.15-07-001 AND D.17-07-006

**Typical Monthly Residential Energy Charges at DR w/ HUC and DR w/o HUC**  
**Inland Customers**  
**CARE, Summer, All Electric**

Line										Line
No.	Energy kWh	Number of Customers	% of Customers	% of Customers Cumulative	Avg kWh for the Range	DR w/ HUC (\$)	DR w/o HUC (\$)	CHANGE (\$)	CHANGE (%)	No.
1	< 25 kWh	0	0.00%	0.00%	0	\$0.00	\$0.00	\$0.00	0.00%	1
2	25 to 50 kWh	0	0.00%	0.00%	0	\$0.00	\$0.00	\$0.00	0.00%	2
3	50 to 75 kWh	0	0.00%	0.00%	0	\$0.00	\$0.00	\$0.00	0.00%	3
4	75 to 100 kWh	0	0.00%	0.00%	0	\$0.00	\$0.00	\$0.00	0.00%	4
5	100 to 125 kWh	0	0.00%	0.00%	0	\$0.00	\$0.00	\$0.00	0.00%	5
6	125 to 150 kWh	0	0.00%	0.00%	0	\$0.00	\$0.00	\$0.00	0.00%	6
7	150 to 200 kWh	0	0.00%	0.00%	0	\$0.00	\$0.00	\$0.00	0.00%	7
8	200 to 250 kWh	0	0.00%	0.00%	0	\$0.00	\$0.00	\$0.00	0.00%	8
9	250 to 300 kWh	0	0.00%	0.00%	0	\$0.00	\$0.00	\$0.00	0.00%	9
10	300 to 350 kWh	0	0.00%	0.00%	0	\$0.00	\$0.00	\$0.00	0.00%	10
11	350 to 400 kWh	0	0.00%	0.00%	0	\$0.00	\$0.00	\$0.00	0.00%	11
12	400 to 450 kWh	0	0.00%	0.00%	0	\$0.00	\$0.00	\$0.00	0.00%	12
13	450 to 500 kWh	5	0.58%	0.58%	487	\$102.69	\$102.85	\$0.16	0.15%	13
14	500 to 550 kWh	6	0.69%	1.27%	532	\$113.93	\$114.18	\$0.25	0.22%	14
15	550 to 600 kWh	5	0.58%	1.84%	582	\$131.64	\$131.96	\$0.32	0.24%	15
16	600 to 650 kWh	10	1.15%	2.99%	631	\$154.17	\$153.86	(\$0.31)	-0.20%	16
17	650 to 700 kWh	19	2.18%	5.17%	673	\$157.08	\$157.13	\$0.05	0.03%	17
18	700 to 800 kWh	71	8.16%	13.33%	752	\$176.30	\$176.26	(\$0.04)	-0.02%	18
19	800 to 900 kWh	136	15.63%	28.97%	853	\$205.56	\$205.94	\$0.38	0.18%	19
20	900 to 1000 kWh	174	20.00%	48.97%	949	\$234.52	\$234.64	\$0.12	0.05%	20
21	1000 to 1500 kWh	394	45.29%	94.25%	1159	\$301.13	\$298.61	(\$2.52)	-0.84%	21
22	1500 to 2000 kWh	38	4.37%	98.62%	1668	\$489.91	\$468.63	(\$21.28)	-4.34%	22
23	2000 to 3000 kWh	10	1.15%	99.77%	2403	\$761.80	\$704.50	(\$57.30)	-7.52%	23
24	> 3000 kWh	2	0.23%	100.00%	6757	\$2,231.66	\$1,970.50	(\$261.16)	-11.70%	24
25	TOTAL	870	100.00%	100.00%	1057	\$272.42	\$269.17	(\$3.25)	-1.19%	25

Note: DR w/ HUC reflects SDG&E's residential tiered rate schedule (Schedule DR) effective November 1, 2018 (AL 3290-E). DR w/o HUC is SDG&E's proposal to eliminate the HUC Charge.

Declaration of Cynthia Fang  
 November 30, 2018

APPENDIX C – ATTACHMENT C  
ILLUSTRATIVE CUSTOMERS WITH HUC USAGE DURING THE 12-MONTH PERIOD  
SAN DIEGO GAS AND ELECTRIC COMPANY  
PETITION FOR MODIFICATION OF D.15-07-001 AND D.17-07-006

**Typical Monthly Residential Energy Charges at DR w/ HUC and DR w/o HUC**  
**Inland Customers**  
**CARE, Winter, Basic**

Line No.	Energy kWh	Number of Customers	% of Customers	% of Customers Cumulative	Avg kWh for the Range	DR w/ HUC (\$)	DR w/o HUC (\$)	CHANGE (\$)	CHANGE (%)	Line No.
1	< 25 kWh	0	0.00%	0.00%	0	\$0.00	\$0.00	\$0.00	0.00%	1
2	25 to 50 kWh	3	0.09%	0.09%	36	\$6.31	\$6.34	\$0.03	0.48%	2
3	50 to 75 kWh	3	0.09%	0.18%	65	\$9.26	\$9.35	\$0.09	0.96%	3
4	75 to 100 kWh	3	0.09%	0.27%	93	\$13.12	\$13.24	\$0.12	0.94%	4
5	100 to 125 kWh	3	0.09%	0.36%	106	\$15.09	\$15.23	\$0.14	0.94%	5
6	125 to 150 kWh	2	0.06%	0.42%	136	\$19.26	\$19.44	\$0.18	0.96%	6
7	150 to 200 kWh	22	0.65%	1.07%	179	\$26.15	\$26.40	\$0.25	0.95%	7
8	200 to 250 kWh	43	1.28%	2.34%	224	\$32.87	\$33.19	\$0.32	0.95%	8
9	250 to 300 kWh	84	2.49%	4.83%	278	\$40.64	\$41.02	\$0.38	0.93%	9
10	300 to 350 kWh	109	3.23%	8.06%	328	\$48.42	\$48.88	\$0.46	0.94%	10
11	350 to 400 kWh	198	5.87%	13.93%	376	\$56.92	\$57.46	\$0.54	0.95%	11
12	400 to 450 kWh	274	8.12%	22.06%	427	\$67.23	\$67.87	\$0.64	0.95%	12
13	450 to 500 kWh	304	9.01%	31.07%	476	\$79.18	\$79.93	\$0.75	0.95%	13
14	500 to 550 kWh	310	9.19%	40.26%	525	\$91.34	\$92.20	\$0.86	0.95%	14
15	550 to 600 kWh	335	9.93%	50.19%	574	\$104.08	\$105.05	\$0.97	0.93%	15
16	600 to 650 kWh	284	8.42%	58.61%	624	\$116.38	\$117.47	\$1.09	0.94%	16
17	650 to 700 kWh	226	6.70%	65.31%	674	\$129.42	\$130.54	\$1.12	0.86%	17
18	700 to 800 kWh	420	12.45%	77.77%	750	\$147.79	\$149.08	\$1.29	0.87%	18
19	800 to 900 kWh	274	8.12%	85.89%	847	\$172.94	\$174.40	\$1.46	0.84%	19
20	900 to 1000 kWh	189	5.60%	91.49%	941	\$202.64	\$204.20	\$1.56	0.77%	20
21	1000 to 1500 kWh	254	7.53%	99.02%	1143	\$256.83	\$256.07	(\$0.76)	-0.30%	21
22	1500 to 2000 kWh	23	0.68%	99.70%	1650	\$416.15	\$397.38	(\$18.77)	-4.51%	22
23	2000 to 3000 kWh	7	0.21%	99.91%	2323	\$701.69	\$646.78	(\$54.91)	-7.82%	23
24	> 3000 kWh	3	0.09%	100.00%	4530	\$1,240.31	\$1,106.06	(\$134.25)	-10.82%	24
25	TOTAL	3373	100.00%	100.00%	646	\$124.90	\$125.37	\$0.47	0.38%	25

Note: DR w/ HUC reflects SDG&E's residential tiered rate schedule (Schedule DR) effective November 1, 2018 (AL 3290-E). DR w/o HUC is SDG&E's proposal to eliminate the HUC Charge.

Declaration of Cynthia Fang  
November 30, 2018

APPENDIX C – ATTACHMENT C  
ILLUSTRATIVE CUSTOMERS WITH HUC USAGE DURING THE 12-MONTH PERIOD  
SAN DIEGO GAS AND ELECTRIC COMPANY  
PETITION FOR MODIFICATION OF D.15-07-001 AND D.17-07-006

**Typical Monthly Residential Energy Charges at DR w/ HUC and DR w/o HUC**  
**Inland Customers**  
**CARE, Winter, All Electric**

Line No.	Energy kWh	Number of Customers	% of Customers	% of Customers Cumulative	Avg kWh for the Range	DR w/ HUC (\$)	DR w/o HUC (\$)	CHANGE (\$)	CHANGE (%)	Line No.
1	< 25 kWh	0	0.00%	0.00%	0	\$0.00	\$0.00	\$0.00	0.00%	1
2	25 to 50 kWh	0	0.00%	0.00%	0	\$0.00	\$0.00	\$0.00	0.00%	2
3	50 to 75 kWh	0	0.00%	0.00%	0	\$0.00	\$0.00	\$0.00	0.00%	3
4	75 to 100 kWh	0	0.00%	0.00%	0	\$0.00	\$0.00	\$0.00	0.00%	4
5	100 to 125 kWh	0	0.00%	0.00%	0	\$0.00	\$0.00	\$0.00	0.00%	5
6	125 to 150 kWh	0	0.00%	0.00%	0	\$0.00	\$0.00	\$0.00	0.00%	6
7	150 to 200 kWh	7	0.81%	0.81%	175	\$24.73	\$24.97	\$0.24	0.96%	7
8	200 to 250 kWh	18	2.07%	2.87%	230	\$32.41	\$32.72	\$0.31	0.96%	8
9	250 to 300 kWh	23	2.64%	5.52%	274	\$38.99	\$39.36	\$0.37	0.95%	9
10	300 to 350 kWh	35	4.02%	9.54%	328	\$46.68	\$47.12	\$0.44	0.96%	10
11	350 to 400 kWh	45	5.17%	14.71%	376	\$54.24	\$54.76	\$0.52	0.96%	11
12	400 to 450 kWh	42	4.83%	19.54%	429	\$60.89	\$61.47	\$0.58	0.96%	12
13	450 to 500 kWh	63	7.24%	26.78%	476	\$68.75	\$69.40	\$0.65	0.96%	13
14	500 to 550 kWh	59	6.78%	33.56%	526	\$77.32	\$78.06	\$0.74	0.96%	14
15	550 to 600 kWh	52	5.98%	39.54%	573	\$82.81	\$83.61	\$0.80	0.96%	15
16	600 to 650 kWh	52	5.98%	45.52%	623	\$94.47	\$95.37	\$0.90	0.96%	16
17	650 to 700 kWh	52	5.98%	51.50%	679	\$105.48	\$106.49	\$1.01	0.96%	17
18	700 to 800 kWh	82	9.43%	60.92%	746	\$121.11	\$122.23	\$1.12	0.93%	18
19	800 to 900 kWh	81	9.31%	70.23%	849	\$146.58	\$147.98	\$1.40	0.95%	19
20	900 to 1000 kWh	63	7.24%	77.47%	945	\$170.94	\$172.50	\$1.56	0.92%	20
21	1000 to 1500 kWh	166	19.08%	96.55%	1195	\$237.20	\$239.29	\$2.09	0.88%	21
22	1500 to 2000 kWh	21	2.41%	98.97%	1730	\$380.31	\$381.62	\$1.31	0.34%	22
23	2000 to 3000 kWh	7	0.81%	99.77%	2393	\$610.70	\$590.55	(\$20.15)	-3.30%	23
24	> 3000 kWh	2	0.23%	100.00%	5586	\$1,489.92	\$1,346.44	(\$143.48)	-9.63%	24
25	TOTAL	870	100.00%	100.00%	769	\$136.86	\$137.50	\$0.64	0.47%	25

Note: DR w/ HUC reflects SDG&E's residential tiered rate schedule (Schedule DR) effective November 1, 2018 (AL 3290-E). DR w/o HUC is SDG&E's proposal to eliminate the HUC Charge.

Declaration of Cynthia Fang  
November 30, 2018

APPENDIX C – ATTACHMENT C  
ILLUSTRATIVE CUSTOMERS WITH HUC USAGE DURING THE 12-MONTH PERIOD  
SAN DIEGO GAS AND ELECTRIC COMPANY  
PETITION FOR MODIFICATION OF D.15-07-001 AND D.17-07-006

**Typical Monthly Residential Energy Charges at DR w/ HUC and DR w/o HUC**  
**Inland Customers**  
**CARE, Annual, Basic**

Line No.	Energy kWh	Number of Customers	% of Customers	% of Customers Cumulative	Avg kWh for the Range	DR w/ HUC (\$)	DR w/o HUC (\$)	CHANGE (\$)	CHANGE (%)	Line No.
1	< 25 kWh	0	0.00%	0.00%	0	\$0.00	\$0.00	\$0.00	0.00%	1
2	25 to 50 kWh	0	0.00%	0.00%	0	\$0.00	\$0.00	\$0.00	0.00%	2
3	50 to 75 kWh	0	0.00%	0.00%	0	\$0.00	\$0.00	\$0.00	0.00%	3
4	75 to 100 kWh	0	0.00%	0.00%	0	\$0.00	\$0.00	\$0.00	0.00%	4
5	100 to 125 kWh	0	0.00%	0.00%	0	\$0.00	\$0.00	\$0.00	0.00%	5
6	125 to 150 kWh	0	0.00%	0.00%	0	\$0.00	\$0.00	\$0.00	0.00%	6
7	150 to 200 kWh	2	0.06%	0.06%	187	\$41.85	\$41.73	(\$0.12)	-0.29%	7
8	200 to 250 kWh	0	0.00%	0.06%	0	\$0.00	\$0.00	\$0.00	0.00%	8
9	250 to 300 kWh	4	0.12%	0.18%	288	\$56.97	\$57.12	\$0.15	0.26%	9
10	300 to 350 kWh	13	0.39%	0.56%	324	\$66.56	\$66.73	\$0.17	0.26%	10
11	350 to 400 kWh	16	0.47%	1.04%	378	\$79.89	\$79.70	(\$0.19)	-0.24%	11
12	400 to 450 kWh	40	1.19%	2.22%	427	\$89.11	\$89.31	\$0.20	0.22%	12
13	450 to 500 kWh	71	2.11%	4.33%	478	\$98.05	\$98.11	\$0.06	0.06%	13
14	500 to 550 kWh	106	3.14%	7.47%	527	\$107.27	\$107.53	\$0.26	0.24%	14
15	550 to 600 kWh	190	5.63%	13.10%	577	\$118.17	\$118.48	\$0.31	0.27%	15
16	600 to 650 kWh	291	8.63%	21.73%	626	\$130.95	\$131.32	\$0.37	0.28%	16
17	650 to 700 kWh	342	10.14%	31.87%	676	\$143.98	\$144.29	\$0.31	0.22%	17
18	700 to 800 kWh	739	21.91%	53.78%	748	\$163.02	\$163.23	\$0.21	0.13%	18
19	800 to 900 kWh	575	17.05%	70.83%	847	\$190.58	\$190.59	\$0.01	0.00%	19
20	900 to 1000 kWh	396	11.74%	82.57%	945	\$218.51	\$218.13	(\$0.38)	-0.17%	20
21	1000 to 1500 kWh	524	15.54%	98.10%	1143	\$280.14	\$276.86	(\$3.28)	-1.17%	21
22	1500 to 2000 kWh	45	1.33%	99.44%	1684	\$476.50	\$454.09	(\$22.41)	-4.70%	22
23	2000 to 3000 kWh	17	0.50%	99.94%	2274	\$668.36	\$619.63	(\$48.73)	-7.29%	23
24	> 3000 kWh	2	0.06%	100.00%	4395	\$1,269.26	\$1,133.80	(\$135.46)	-10.67%	24
25	TOTAL	3373	100.00%	100.00%	824	\$187.63	\$186.59	(\$1.04)	-0.56%	25

Note: DR w/ HUC reflects SDG&E's residential tiered rate schedule (Schedule DR) effective November 1, 2018 (AL 3290-E). DR w/o HUC is SDG&E's proposal to eliminate the HUC Charge.

Declaration of Cynthia Fang  
November 30, 2018

APPENDIX C – ATTACHMENT C  
ILLUSTRATIVE CUSTOMERS WITH HUC USAGE DURING THE 12-MONTH PERIOD  
SAN DIEGO GAS AND ELECTRIC COMPANY  
PETITION FOR MODIFICATION OF D.15-07-001 AND D.17-07-006

**Typical Monthly Residential Energy Charges at DR w/ HUC and DR w/o HUC  
Inland Customers  
CARE, Annual, All Electric**

Line No.	Energy kWh	Number of Customers	% of Customers	% of Customers Cumulative	Avg kWh for the Range	DR w/ HUC (\$)	DR w/o HUC (\$)	CHANGE (\$)	CHANGE (%)	Line No.
1	< 25 kWh	0	0.00%	0.00%	0	\$0.00	\$0.00	\$0.00	0.00%	1
2	25 to 50 kWh	0	0.00%	0.00%	0	\$0.00	\$0.00	\$0.00	0.00%	2
3	50 to 75 kWh	0	0.00%	0.00%	0	\$0.00	\$0.00	\$0.00	0.00%	3
4	75 to 100 kWh	0	0.00%	0.00%	0	\$0.00	\$0.00	\$0.00	0.00%	4
5	100 to 125 kWh	0	0.00%	0.00%	0	\$0.00	\$0.00	\$0.00	0.00%	5
6	125 to 150 kWh	0	0.00%	0.00%	0	\$0.00	\$0.00	\$0.00	0.00%	6
7	150 to 200 kWh	0	0.00%	0.00%	0	\$0.00	\$0.00	\$0.00	0.00%	7
8	200 to 250 kWh	0	0.00%	0.00%	0	\$0.00	\$0.00	\$0.00	0.00%	8
9	250 to 300 kWh	0	0.00%	0.00%	0	\$0.00	\$0.00	\$0.00	0.00%	9
10	300 to 350 kWh	3	0.35%	0.35%	340	\$70.55	\$70.58	\$0.03	0.04%	10
11	350 to 400 kWh	9	1.03%	1.38%	379	\$76.58	\$76.45	(\$0.13)	-0.16%	11
12	400 to 450 kWh	13	1.49%	2.87%	431	\$86.22	\$86.50	\$0.28	0.32%	12
13	450 to 500 kWh	23	2.64%	5.52%	480	\$97.31	\$97.42	\$0.11	0.11%	13
14	500 to 550 kWh	37	4.25%	9.77%	522	\$104.76	\$104.78	\$0.02	0.03%	14
15	550 to 600 kWh	50	5.75%	15.52%	578	\$118.11	\$118.37	\$0.26	0.22%	15
16	600 to 650 kWh	60	6.90%	22.41%	629	\$127.56	\$127.96	\$0.40	0.31%	16
17	650 to 700 kWh	73	8.39%	30.81%	673	\$134.49	\$134.81	\$0.32	0.24%	17
18	700 to 800 kWh	132	15.17%	45.98%	750	\$151.57	\$152.04	\$0.47	0.31%	18
19	800 to 900 kWh	123	14.14%	60.12%	847	\$174.92	\$175.28	\$0.36	0.21%	19
20	900 to 1000 kWh	112	12.87%	72.99%	951	\$202.12	\$202.42	\$0.30	0.15%	20
21	1000 to 1500 kWh	200	22.99%	95.98%	1178	\$266.47	\$265.46	(\$1.01)	-0.38%	21
22	1500 to 2000 kWh	24	2.76%	98.74%	1642	\$415.64	\$407.49	(\$8.15)	-1.96%	22
23	2000 to 3000 kWh	9	1.03%	99.77%	2269	\$630.02	\$599.18	(\$30.84)	-4.90%	23
24	> 3000 kWh	2	0.23%	100.00%	6074	\$1,798.98	\$1,606.46	(\$192.52)	-10.70%	24
25	TOTAL	870	100.00%	100.00%	889	\$193.34	\$192.36	(\$0.98)	-0.51%	25

Note: DR w/ HUC reflects SDG&E's residential tiered rate schedule (Schedule DR) effective November 1, 2018 (AL 3290-E). DR w/o HUC is SDG&E's proposal to eliminate the HUC Charge.

Declaration of Cynthia Fang  
November 30, 2018

APPENDIX C – ATTACHMENT C  
 ILLUSTRATIVE CUSTOMERS WITH HUC USAGE DURING THE 12-MONTH PERIOD  
 SAN DIEGO GAS AND ELECTRIC COMPANY  
 PETITION FOR MODIFICATION OF D.15-07-001 AND D.17-07-006

**Typical Monthly Residential Energy Charges at DR w/ HUC and DR w/o HUC**  
**Inland Customers**  
**Non-CARE, Summer, Basic**

Line No.	Energy kWh	Number of Customers	% of Customers	% of Customers Cumulative	Avg kWh for the Range	DR w/ HUC (\$)	DR w/o HUC (\$)	CHANGE (\$)	CHANGE (%)	Line No.
1	< 25 kWh	0	0.00%	0.00%	0	\$0.00	\$0.00	\$0.00	0.00%	1
2	25 to 50 kWh	0	0.00%	0.00%	0	\$0.00	\$0.00	\$0.00	0.00%	2
3	50 to 75 kWh	2	0.01%	0.01%	61	\$18.79	\$18.92	\$0.13	0.68%	3
4	75 to 100 kWh	0	0.00%	0.01%	0	\$0.00	\$0.00	\$0.00	0.00%	4
5	100 to 125 kWh	1	0.00%	0.01%	116	\$37.32	\$37.57	\$0.25	0.68%	5
6	125 to 150 kWh	1	0.00%	0.02%	134	\$36.22	\$36.51	\$0.29	0.80%	6
7	150 to 200 kWh	4	0.01%	0.03%	165	\$66.18	\$66.29	\$0.11	0.17%	7
8	200 to 250 kWh	5	0.02%	0.05%	232	\$62.70	\$63.21	\$0.51	0.81%	8
9	250 to 300 kWh	14	0.05%	0.10%	271	\$77.40	\$78.02	\$0.62	0.80%	9
10	300 to 350 kWh	11	0.04%	0.14%	318	\$110.75	\$111.31	\$0.56	0.50%	10
11	350 to 400 kWh	27	0.10%	0.23%	378	\$119.37	\$119.96	\$0.59	0.50%	11
12	400 to 450 kWh	35	0.13%	0.36%	429	\$139.83	\$140.53	\$0.70	0.50%	12
13	450 to 500 kWh	54	0.19%	0.55%	479	\$162.63	\$162.79	\$0.16	0.10%	13
14	500 to 550 kWh	71	0.26%	0.81%	526	\$179.16	\$179.94	\$0.78	0.43%	14
15	550 to 600 kWh	126	0.45%	1.26%	577	\$204.97	\$205.29	\$0.32	0.16%	15
16	600 to 650 kWh	160	0.57%	1.83%	626	\$225.72	\$226.30	\$0.58	0.26%	16
17	650 to 700 kWh	235	0.84%	2.68%	678	\$246.85	\$247.33	\$0.48	0.19%	17
18	700 to 800 kWh	974	3.49%	6.17%	757	\$280.53	\$280.94	\$0.41	0.15%	18
19	800 to 900 kWh	2372	8.51%	14.67%	856	\$322.93	\$323.55	\$0.62	0.19%	19
20	900 to 1000 kWh	4245	15.22%	29.89%	954	\$368.15	\$368.64	\$0.49	0.13%	20
21	1000 to 1500 kWh	14972	53.68%	83.58%	1184	\$482.67	\$478.23	(\$4.44)	-0.92%	21
22	1500 to 2000 kWh	2608	9.35%	92.93%	1690	\$749.00	\$719.05	(\$29.95)	-4.00%	22
23	2000 to 3000 kWh	1082	3.88%	96.81%	2373	\$1,122.94	\$1,044.76	(\$78.18)	-6.96%	23
24	> 3000 kWh	890	3.19%	100.00%	6447	\$3,360.15	\$2,981.31	(\$378.84)	-11.27%	24
25	TOTAL	27889	100.00%	100.00%	1351	\$578.73	\$558.57	(\$20.16)	-3.48%	25

Note: DR w/ HUC reflects SDG&E's residential tiered rate schedule (Schedule DR) effective November 1, 2018 (AL 3290-E). DR w/o HUC is SDG&E's proposal to eliminate the HUC Charge.

Declaration of Cynthia Fang  
 November 30, 2018

APPENDIX C – ATTACHMENT C  
ILLUSTRATIVE CUSTOMERS WITH HUC USAGE DURING THE 12-MONTH PERIOD  
SAN DIEGO GAS AND ELECTRIC COMPANY  
PETITION FOR MODIFICATION OF D.15-07-001 AND D.17-07-006

**Typical Monthly Residential Energy Charges at DR w/ HUC and DR w/o HUC**  
**Inland Customers**  
**Non-CARE, Summer, All Electric**

Line										Line
No.	Energy kWh	Number of Customers	% of Customers	% of Customers Cumulative	Avg kWh for the Range	DR w/ HUC (\$)	DR w/o HUC (\$)	CHANGE (\$)	CHANGE (%)	No.
1	< 25 kWh	0	0.00%	0.00%	0	\$0.00	\$0.00	\$0.00	0.00%	1
2	25 to 50 kWh	0	0.00%	0.00%	0	\$0.00	\$0.00	\$0.00	0.00%	2
3	50 to 75 kWh	0	0.00%	0.00%	0	\$0.00	\$0.00	\$0.00	0.00%	3
4	75 to 100 kWh	0	0.00%	0.00%	0	\$0.00	\$0.00	\$0.00	0.00%	4
5	100 to 125 kWh	0	0.00%	0.00%	0	\$0.00	\$0.00	\$0.00	0.00%	5
6	125 to 150 kWh	0	0.00%	0.00%	0	\$0.00	\$0.00	\$0.00	0.00%	6
7	150 to 200 kWh	0	0.00%	0.00%	0	\$0.00	\$0.00	\$0.00	0.00%	7
8	200 to 250 kWh	1	0.02%	0.02%	222	\$59.88	\$60.36	\$0.48	0.80%	8
9	250 to 300 kWh	1	0.02%	0.05%	300	\$83.56	\$84.23	\$0.67	0.80%	9
10	300 to 350 kWh	1	0.02%	0.07%	327	\$747.71	\$679.90	(\$67.81)	-9.07%	10
11	350 to 400 kWh	1	0.02%	0.09%	389	\$121.96	\$122.94	\$0.98	0.80%	11
12	400 to 450 kWh	3	0.07%	0.16%	431	\$139.02	\$140.07	\$1.05	0.75%	12
13	450 to 500 kWh	3	0.07%	0.23%	470	\$167.75	\$166.27	(\$1.48)	-0.88%	13
14	500 to 550 kWh	14	0.32%	0.55%	524	\$196.10	\$194.45	(\$1.65)	-0.84%	14
15	550 to 600 kWh	19	0.43%	0.98%	577	\$212.22	\$210.87	(\$1.35)	-0.64%	15
16	600 to 650 kWh	35	0.80%	1.78%	627	\$232.11	\$231.24	(\$0.87)	-0.37%	16
17	650 to 700 kWh	43	0.98%	2.76%	679	\$248.82	\$249.23	\$0.41	0.17%	17
18	700 to 800 kWh	161	3.67%	6.43%	757	\$282.73	\$282.35	(\$0.38)	-0.13%	18
19	800 to 900 kWh	313	7.14%	13.56%	857	\$326.81	\$326.92	\$0.11	0.03%	19
20	900 to 1000 kWh	586	13.36%	26.92%	954	\$370.20	\$370.34	\$0.14	0.04%	20
21	1000 to 1500 kWh	2403	54.78%	81.70%	1197	\$490.93	\$486.15	(\$4.78)	-0.97%	21
22	1500 to 2000 kWh	525	11.97%	93.66%	1698	\$756.86	\$724.71	(\$32.15)	-4.25%	22
23	2000 to 3000 kWh	206	4.70%	98.36%	2337	\$1,108.93	\$1,030.26	(\$78.67)	-7.09%	23
24	> 3000 kWh	72	1.64%	100.00%	4187	\$2,126.31	\$1,910.61	(\$215.70)	-10.14%	24
25	TOTAL	4387	100.00%	100.00%	1270	\$535.87	\$522.16	(\$13.71)	-2.56%	25

Note: DR w/ HUC reflects SDG&E's residential tiered rate schedule (Schedule DR) effective November 1, 2018 (AL 3290-E). DR w/o HUC is SDG&E's proposal to eliminate the HUC Charge.

Declaration of Cynthia Fang  
November 30, 2018



APPENDIX C – ATTACHMENT C  
ILLUSTRATIVE CUSTOMERS WITH HUC USAGE DURING THE 12-MONTH PERIOD  
SAN DIEGO GAS AND ELECTRIC COMPANY  
PETITION FOR MODIFICATION OF D.15-07-001 AND D.17-07-006

**Typical Monthly Residential Energy Charges at DR w/ HUC and DR w/o HUC  
Inland Customers  
Non-CARE, Winter, Basic**

Line										Line
No.	Energy kWh	Number of Customers	% of Customers	% of Customers Cumulative	Avg kWh for the Range	DR w/ HUC (\$)	DR w/o HUC (\$)	CHANGE (\$)	CHANGE (%)	No.
1	< 25 kWh	7	0.03%	0.03%	-29	\$29.24	\$29.44	\$0.20	0.70%	1
2	25 to 50 kWh	4	0.01%	0.04%	36	\$13.71	\$13.76	\$0.05	0.40%	2
3	50 to 75 kWh	6	0.02%	0.06%	62	\$17.36	\$17.48	\$0.12	0.70%	3
4	75 to 100 kWh	20	0.07%	0.13%	92	\$22.15	\$22.34	\$0.19	0.86%	4
5	100 to 125 kWh	15	0.05%	0.19%	113	\$27.85	\$28.11	\$0.26	0.90%	5
6	125 to 150 kWh	28	0.10%	0.29%	139	\$33.17	\$33.47	\$0.30	0.92%	6
7	150 to 200 kWh	99	0.36%	0.64%	175	\$41.26	\$41.64	\$0.38	0.93%	7
8	200 to 250 kWh	181	0.65%	1.29%	228	\$53.25	\$53.76	\$0.51	0.94%	8
9	250 to 300 kWh	347	1.24%	2.54%	278	\$65.37	\$65.97	\$0.60	0.92%	9
10	300 to 350 kWh	634	2.27%	4.81%	327	\$78.11	\$78.82	\$0.71	0.91%	10
11	350 to 400 kWh	1050	3.77%	8.57%	376	\$90.73	\$91.57	\$0.84	0.93%	11
12	400 to 450 kWh	1462	5.24%	13.82%	427	\$107.71	\$108.72	\$1.01	0.94%	12
13	450 to 500 kWh	1821	6.53%	20.34%	476	\$126.38	\$127.55	\$1.17	0.93%	13
14	500 to 550 kWh	2047	7.34%	27.68%	526	\$146.15	\$147.49	\$1.34	0.92%	14
15	550 to 600 kWh	2154	7.72%	35.41%	575	\$165.73	\$167.27	\$1.54	0.92%	15
16	600 to 650 kWh	2157	7.73%	43.14%	624	\$185.24	\$186.93	\$1.69	0.92%	16
17	650 to 700 kWh	2084	7.47%	50.61%	675	\$205.61	\$207.50	\$1.89	0.92%	17
18	700 to 800 kWh	3522	12.63%	63.24%	748	\$234.80	\$236.91	\$2.11	0.90%	18
19	800 to 900 kWh	2771	9.94%	73.18%	848	\$275.17	\$277.48	\$2.31	0.84%	19
20	900 to 1000 kWh	1996	7.16%	80.34%	946	\$314.46	\$316.80	\$2.34	0.75%	20
21	1000 to 1500 kWh	3573	12.81%	93.15%	1173	\$410.81	\$408.75	(\$2.06)	-0.50%	21
22	1500 to 2000 kWh	735	2.64%	95.78%	1702	\$653.10	\$622.77	(\$30.33)	-4.64%	22
23	2000 to 3000 kWh	472	1.69%	97.47%	2397	\$976.45	\$903.21	(\$73.24)	-7.50%	23
24	> 3000 kWh	704	2.52%	100.00%	5964	\$2,639.67	\$2,344.90	(\$294.77)	-11.17%	24
25	TOTAL	27889	100.00%	100.00%	895	\$306.19	\$297.79	(\$8.40)	-2.74%	25

Note: DR w/ HUC reflects SDG&E's residential tiered rate schedule (Schedule DR) effective November 1, 2018 (AL 3290-E). DR w/o HUC is SDG&E's proposal to eliminate the HUC Charge.

Declaration of Cynthia Fang  
November 30, 2018

APPENDIX C – ATTACHMENT C  
ILLUSTRATIVE CUSTOMERS WITH HUC USAGE DURING THE 12-MONTH PERIOD  
SAN DIEGO GAS AND ELECTRIC COMPANY  
PETITION FOR MODIFICATION OF D.15-07-001 AND D.17-07-006

**Typical Monthly Residential Energy Charges at DR w/ HUC and DR w/o HUC  
Inland Customers  
Non-CARE, Winter, All Electric**

Line										Line
No.	Energy kWh	Number of Customers	% of Customers	% of Customers Cumulative	Avg kWh for the Range	DR w/ HUC (\$)	DR w/o HUC (\$)	CHANGE (\$)	CHANGE (%)	No.
1	< 25 kWh	2	0.05%	0.05%	-271	\$39.95	\$40.04	\$0.09	0.24%	1
2	25 to 50 kWh	1	0.02%	0.07%	38	\$11.14	\$11.17	\$0.03	0.33%	2
3	50 to 75 kWh	1	0.02%	0.09%	55	\$14.09	\$14.18	\$0.09	0.66%	3
4	75 to 100 kWh	3	0.07%	0.16%	93	\$21.46	\$21.66	\$0.20	0.93%	4
5	100 to 125 kWh	5	0.11%	0.27%	113	\$26.37	\$26.61	\$0.24	0.93%	5
6	125 to 150 kWh	6	0.14%	0.41%	143	\$33.03	\$33.33	\$0.30	0.91%	6
7	150 to 200 kWh	19	0.43%	0.84%	173	\$40.68	\$41.06	\$0.38	0.93%	7
8	200 to 250 kWh	24	0.55%	1.39%	229	\$52.59	\$53.09	\$0.50	0.94%	8
9	250 to 300 kWh	43	0.98%	2.37%	276	\$63.25	\$63.84	\$0.59	0.94%	9
10	300 to 350 kWh	53	1.21%	3.58%	328	\$75.35	\$76.06	\$0.71	0.94%	10
11	350 to 400 kWh	95	2.17%	5.74%	376	\$85.39	\$86.20	\$0.81	0.94%	11
12	400 to 450 kWh	130	2.96%	8.71%	427	\$98.85	\$99.78	\$0.93	0.94%	12
13	450 to 500 kWh	122	2.78%	11.49%	477	\$110.70	\$111.75	\$1.05	0.94%	13
14	500 to 550 kWh	164	3.74%	15.23%	526	\$122.86	\$124.01	\$1.15	0.94%	14
15	550 to 600 kWh	167	3.81%	19.03%	575	\$137.26	\$138.50	\$1.24	0.90%	15
16	600 to 650 kWh	211	4.81%	23.84%	626	\$150.67	\$152.09	\$1.42	0.94%	16
17	650 to 700 kWh	201	4.58%	28.43%	675	\$167.91	\$169.47	\$1.56	0.93%	17
18	700 to 800 kWh	444	10.12%	38.55%	750	\$194.79	\$196.62	\$1.83	0.94%	18
19	800 to 900 kWh	468	10.67%	49.21%	851	\$234.38	\$236.54	\$2.16	0.92%	19
20	900 to 1000 kWh	455	10.37%	59.59%	949	\$272.28	\$274.82	\$2.54	0.93%	20
21	1000 to 1500 kWh	1277	29.11%	88.70%	1203	\$374.46	\$377.85	\$3.39	0.91%	21
22	1500 to 2000 kWh	322	7.34%	96.04%	1702	\$578.86	\$580.80	\$1.94	0.34%	22
23	2000 to 3000 kWh	125	2.85%	98.88%	2334	\$859.92	\$835.99	(\$23.93)	-2.78%	23
24	> 3000 kWh	49	1.12%	100.00%	4296	\$1,773.92	\$1,629.60	(\$144.32)	-8.14%	24
25	TOTAL	4387	100.00%	100.00%	1000	\$303.48	\$303.32	(\$0.16)	-0.05%	25

Note: DR w/ HUC reflects SDG&E's residential tiered rate schedule (Schedule DR) effective November 1, 2018 (AL 3290-E). DR w/o HUC is SDG&E's proposal to eliminate the HUC Charge.

Declaration of Cynthia Fang  
November 30, 2018

APPENDIX C – ATTACHMENT C  
ILLUSTRATIVE CUSTOMERS WITH HUC USAGE DURING THE 12-MONTH PERIOD  
SAN DIEGO GAS AND ELECTRIC COMPANY  
PETITION FOR MODIFICATION OF D.15-07-001 AND D.17-07-006

**Typical Monthly Residential Energy Charges at DR w/ HUC and DR w/o HUC  
Inland Customers  
Non-CARE, Annual, Basic**

Line									Line	
No.	Energy kWh	Number of Customers	% of Customers	% of Customers Cumulative	Avg kWh for the Range	DR w/ HUC (\$)	DR w/o HUC (\$)	CHANGE (\$)	CHANGE (%)	No.
1	< 25 kWh	1	0.00%	0.00%	-9	\$116.99	\$117.50	\$0.51	0.44%	1
2	25 to 50 kWh	0	0.00%	0.00%	0	\$0.00	\$0.00	\$0.00	0.00%	2
3	50 to 75 kWh	0	0.00%	0.00%	0	\$0.00	\$0.00	\$0.00	0.00%	3
4	75 to 100 kWh	1	0.00%	0.01%	81	\$98.84	\$98.96	\$0.12	0.13%	4
5	100 to 125 kWh	0	0.00%	0.01%	0	\$0.00	\$0.00	\$0.00	0.00%	5
6	125 to 150 kWh	0	0.00%	0.01%	0	\$0.00	\$0.00	\$0.00	0.00%	6
7	150 to 200 kWh	4	0.01%	0.02%	176	\$78.96	\$77.82	(\$1.14)	-1.44%	7
8	200 to 250 kWh	8	0.03%	0.05%	224	\$77.49	\$77.52	\$0.03	0.04%	8
9	250 to 300 kWh	19	0.07%	0.12%	274	\$94.30	\$93.87	(\$0.43)	-0.45%	9
10	300 to 350 kWh	46	0.17%	0.28%	326	\$109.86	\$109.54	(\$0.32)	-0.29%	10
11	350 to 400 kWh	79	0.28%	0.57%	379	\$125.11	\$124.93	(\$0.18)	-0.15%	11
12	400 to 450 kWh	148	0.53%	1.10%	427	\$140.42	\$140.31	(\$0.11)	-0.08%	12
13	450 to 500 kWh	304	1.09%	2.19%	479	\$156.75	\$156.80	\$0.05	0.03%	13
14	500 to 550 kWh	588	2.11%	4.30%	527	\$172.05	\$172.30	\$0.25	0.15%	14
15	550 to 600 kWh	938	3.36%	7.66%	577	\$189.18	\$189.63	\$0.45	0.24%	15
16	600 to 650 kWh	1534	5.50%	13.16%	627	\$207.63	\$208.16	\$0.53	0.26%	16
17	650 to 700 kWh	2094	7.51%	20.67%	676	\$227.92	\$228.49	\$0.57	0.25%	17
18	700 to 800 kWh	4648	16.67%	37.33%	752	\$260.11	\$260.57	\$0.46	0.18%	18
19	800 to 900 kWh	4732	16.97%	54.30%	849	\$302.46	\$302.55	\$0.09	0.03%	19
20	900 to 1000 kWh	3686	13.22%	67.52%	947	\$345.05	\$344.36	(\$0.69)	-0.20%	20
21	1000 to 1500 kWh	6574	23.57%	91.09%	1169	\$446.54	\$441.18	(\$5.36)	-1.20%	21
22	1500 to 2000 kWh	1126	4.04%	95.13%	1699	\$704.94	\$673.20	(\$31.74)	-4.50%	22
23	2000 to 3000 kWh	602	2.16%	97.29%	2396	\$1,053.56	\$975.94	(\$77.62)	-7.37%	23
24	> 3000 kWh	757	2.71%	100.00%	6251	\$2,998.63	\$2,660.85	(\$337.78)	-11.27%	24
25	TOTAL	27889	100.00%	100.00%	1085	\$419.75	\$406.45	(\$13.30)	-3.17%	25

Note: DR w/ HUC reflects SDG&E's residential tiered rate schedule (Schedule DR) effective November 1, 2018 (AL 3290-E). DR w/o HUC is SDG&E's proposal to eliminate the HUC Charge.

Declaration of Cynthia Fang  
November 30, 2018

APPENDIX C – ATTACHMENT C  
ILLUSTRATIVE CUSTOMERS WITH HUC USAGE DURING THE 12-MONTH PERIOD  
SAN DIEGO GAS AND ELECTRIC COMPANY  
PETITION FOR MODIFICATION OF D.15-07-001 AND D.17-07-006

**Typical Monthly Residential Energy Charges at DR w/ HUC and DR w/o HUC  
Inland Customers  
Non-CARE, Annual, All Electric**

Line										Line
No.	Energy kWh	Number of Customers	% of Customers	% of Customers Cumulative	Avg kWh for the Range	DR w/ HUC (\$)	DR w/o HUC (\$)	CHANGE (\$)	CHANGE (%)	No.
1	< 25 kWh	1	0.02%	0.02%	-180	\$352.34	\$324.20	(\$28.14)	-7.99%	1
2	25 to 50 kWh	0	0.00%	0.02%	0	\$0.00	\$0.00	\$0.00	0.00%	2
3	50 to 75 kWh	0	0.00%	0.02%	0	\$0.00	\$0.00	\$0.00	0.00%	3
4	75 to 100 kWh	0	0.00%	0.02%	0	\$0.00	\$0.00	\$0.00	0.00%	4
5	100 to 125 kWh	0	0.00%	0.02%	0	\$0.00	\$0.00	\$0.00	0.00%	5
6	125 to 150 kWh	0	0.00%	0.02%	0	\$0.00	\$0.00	\$0.00	0.00%	6
7	150 to 200 kWh	0	0.00%	0.02%	0	\$0.00	\$0.00	\$0.00	0.00%	7
8	200 to 250 kWh	2	0.05%	0.07%	227	\$95.93	\$91.86	(\$4.07)	-4.24%	8
9	250 to 300 kWh	4	0.09%	0.16%	293	\$107.06	\$105.24	(\$1.82)	-1.70%	9
10	300 to 350 kWh	7	0.16%	0.32%	327	\$114.13	\$112.53	(\$1.60)	-1.40%	10
11	350 to 400 kWh	17	0.39%	0.71%	377	\$125.00	\$124.82	(\$0.18)	-0.15%	11
12	400 to 450 kWh	23	0.52%	1.23%	428	\$140.02	\$139.44	(\$0.58)	-0.42%	12
13	450 to 500 kWh	49	1.12%	2.35%	477	\$153.59	\$153.69	\$0.10	0.07%	13
14	500 to 550 kWh	71	1.62%	3.97%	525	\$168.21	\$168.37	\$0.16	0.09%	14
15	550 to 600 kWh	94	2.14%	6.11%	577	\$185.67	\$185.68	\$0.01	0.00%	15
16	600 to 650 kWh	130	2.96%	9.07%	627	\$199.34	\$199.75	\$0.41	0.21%	16
17	650 to 700 kWh	187	4.26%	13.34%	676	\$216.54	\$216.85	\$0.31	0.15%	17
18	700 to 800 kWh	422	9.62%	22.96%	751	\$242.97	\$243.43	\$0.46	0.19%	18
19	800 to 900 kWh	534	12.17%	35.13%	849	\$278.62	\$278.93	\$0.31	0.11%	19
20	900 to 1000 kWh	566	12.90%	48.03%	950	\$319.21	\$319.37	\$0.16	0.05%	20
21	1000 to 1500 kWh	1708	38.93%	86.96%	1192	\$425.26	\$422.99	(\$2.27)	-0.53%	21
22	1500 to 2000 kWh	390	8.89%	95.85%	1698	\$660.24	\$644.02	(\$16.22)	-2.46%	22
23	2000 to 3000 kWh	132	3.01%	98.86%	2390	\$997.44	\$946.03	(\$51.41)	-5.15%	23
24	> 3000 kWh	50	1.14%	100.00%	4324	\$1,964.62	\$1,784.63	(\$179.99)	-9.16%	24
25	TOTAL	4387	100.00%	100.00%	1113	\$400.31	\$394.50	(\$5.81)	-1.45%	25

Note: DR w/ HUC reflects SDG&E's residential tiered rate schedule (Schedule DR) effective November 1, 2018 (AL 3290-E). DR w/o HUC is SDG&E's proposal to eliminate the HUC Charge.

Declaration of Cynthia Fang  
November 30, 2018

APPENDIX C – ATTACHMENT C  
ILLUSTRATIVE CUSTOMERS WITH HUC USAGE DURING THE 12-MONTH PERIOD  
SAN DIEGO GAS AND ELECTRIC COMPANY  
PETITION FOR MODIFICATION OF D.15-07-001 AND D.17-07-006

**Typical Monthly Residential Energy Charges at DR w/ HUC and DR w/o HUC**  
**Mountain Customers**  
**CARE, Summer, Basic**

Line										Line
No.	Energy kWh	Number of Customers	% of Customers	% of Customers Cumulative	Avg kWh for the Range	DR w/ HUC (\$)	DR w/o HUC (\$)	CHANGE (\$)	CHANGE (%)	No.
1	< 25 kWh	0	0.00%	0.00%	0	\$0.00	\$0.00	\$0.00	0.00%	1
2	25 to 50 kWh	0	0.00%	0.00%	0	\$0.00	\$0.00	\$0.00	0.00%	2
3	50 to 75 kWh	0	0.00%	0.00%	0	\$0.00	\$0.00	\$0.00	0.00%	3
4	75 to 100 kWh	0	0.00%	0.00%	0	\$0.00	\$0.00	\$0.00	0.00%	4
5	100 to 125 kWh	0	0.00%	0.00%	0	\$0.00	\$0.00	\$0.00	0.00%	5
6	125 to 150 kWh	0	0.00%	0.00%	0	\$0.00	\$0.00	\$0.00	0.00%	6
7	150 to 200 kWh	0	0.00%	0.00%	0	\$0.00	\$0.00	\$0.00	0.00%	7
8	200 to 250 kWh	0	0.00%	0.00%	0	\$0.00	\$0.00	\$0.00	0.00%	8
9	250 to 300 kWh	0	0.00%	0.00%	0	\$0.00	\$0.00	\$0.00	0.00%	9
10	300 to 350 kWh	0	0.00%	0.00%	0	\$0.00	\$0.00	\$0.00	0.00%	10
11	350 to 400 kWh	0	0.00%	0.00%	0	\$0.00	\$0.00	\$0.00	0.00%	11
12	400 to 450 kWh	1	1.70%	1.70%	441	\$83.69	\$84.36	\$0.67	0.80%	12
13	450 to 500 kWh	1	1.70%	3.39%	453	\$79.33	\$79.97	\$0.64	0.80%	13
14	500 to 550 kWh	0	0.00%	3.39%	0	\$0.00	\$0.00	\$0.00	0.00%	14
15	550 to 600 kWh	0	0.00%	3.39%	0	\$0.00	\$0.00	\$0.00	0.00%	15
16	600 to 650 kWh	0	0.00%	3.39%	0	\$0.00	\$0.00	\$0.00	0.00%	16
17	650 to 700 kWh	1	1.70%	5.09%	689	\$134.24	\$135.32	\$1.08	0.80%	17
18	700 to 800 kWh	1	1.70%	6.78%	768	\$157.77	\$159.03	\$1.26	0.80%	18
19	800 to 900 kWh	2	3.39%	10.17%	865	\$198.42	\$197.20	(\$1.22)	-0.62%	19
20	900 to 1000 kWh	3	5.09%	15.26%	968	\$217.38	\$218.87	\$1.49	0.69%	20
21	1000 to 1500 kWh	38	64.41%	79.66%	1248	\$324.60	\$324.60	\$0.00	0.00%	21
22	1500 to 2000 kWh	11	18.64%	98.31%	1719	\$479.59	\$470.98	(\$8.61)	-1.80%	22
23	2000 to 3000 kWh	1	1.70%	100.00%	2384	\$1,071.29	\$1,023.56	(\$47.73)	-4.46%	23
24	> 3000 kWh	0	0.00%	100.00%	0	\$0.00	\$0.00	\$0.00	0.00%	24
25	TOTAL	59	100.00%	100.00%	1283	\$342.13	\$339.81	(\$2.32)	-0.68%	25

Note: DR w/ HUC reflects SDG&E's residential tiered rate schedule (Schedule DR) effective November 1, 2018 (AL 3290-E). DR w/o HUC is SDG&E's proposal to eliminate the HUC Charge.

Declaration of Cynthia Fang  
November 30, 2018

APPENDIX C – ATTACHMENT C  
 ILLUSTRATIVE CUSTOMERS WITH HUC USAGE DURING THE 12-MONTH PERIOD  
 SAN DIEGO GAS AND ELECTRIC COMPANY  
 PETITION FOR MODIFICATION OF D.15-07-001 AND D.17-07-006

**Typical Monthly Residential Energy Charges at DR w/ HUC and DR w/o HUC**  
**Mountain Customers**  
**CARE, Summer, All Electric**

Line										Line
No.	Energy kWh	Number of Customers	% of Customers	% of Customers Cumulative	Avg kWh for the Range	DR w/ HUC (\$)	DR w/o HUC (\$)	CHANGE (\$)	CHANGE (%)	No.
1	< 25 kWh	0	0.00%	0.00%	0	\$0.00	\$0.00	\$0.00	0.00%	1
2	25 to 50 kWh	0	0.00%	0.00%	0	\$0.00	\$0.00	\$0.00	0.00%	2
3	50 to 75 kWh	0	0.00%	0.00%	0	\$0.00	\$0.00	\$0.00	0.00%	3
4	75 to 100 kWh	0	0.00%	0.00%	0	\$0.00	\$0.00	\$0.00	0.00%	4
5	100 to 125 kWh	0	0.00%	0.00%	0	\$0.00	\$0.00	\$0.00	0.00%	5
6	125 to 150 kWh	0	0.00%	0.00%	0	\$0.00	\$0.00	\$0.00	0.00%	6
7	150 to 200 kWh	0	0.00%	0.00%	0	\$0.00	\$0.00	\$0.00	0.00%	7
8	200 to 250 kWh	0	0.00%	0.00%	0	\$0.00	\$0.00	\$0.00	0.00%	8
9	250 to 300 kWh	0	0.00%	0.00%	0	\$0.00	\$0.00	\$0.00	0.00%	9
10	300 to 350 kWh	0	0.00%	0.00%	0	\$0.00	\$0.00	\$0.00	0.00%	10
11	350 to 400 kWh	0	0.00%	0.00%	0	\$0.00	\$0.00	\$0.00	0.00%	11
12	400 to 450 kWh	0	0.00%	0.00%	0	\$0.00	\$0.00	\$0.00	0.00%	12
13	450 to 500 kWh	0	0.00%	0.00%	0	\$0.00	\$0.00	\$0.00	0.00%	13
14	500 to 550 kWh	0	0.00%	0.00%	0	\$0.00	\$0.00	\$0.00	0.00%	14
15	550 to 600 kWh	0	0.00%	0.00%	0	\$0.00	\$0.00	\$0.00	0.00%	15
16	600 to 650 kWh	0	0.00%	0.00%	0	\$0.00	\$0.00	\$0.00	0.00%	16
17	650 to 700 kWh	0	0.00%	0.00%	0	\$0.00	\$0.00	\$0.00	0.00%	17
18	700 to 800 kWh	0	0.00%	0.00%	0	\$0.00	\$0.00	\$0.00	0.00%	18
19	800 to 900 kWh	0	0.00%	0.00%	0	\$0.00	\$0.00	\$0.00	0.00%	19
20	900 to 1000 kWh	0	0.00%	0.00%	0	\$0.00	\$0.00	\$0.00	0.00%	20
21	1000 to 1500 kWh	5	25.00%	25.00%	1255	\$294.92	\$295.86	\$0.94	0.32%	21
22	1500 to 2000 kWh	12	60.00%	85.00%	1693	\$421.64	\$420.85	(\$0.79)	-0.19%	22
23	2000 to 3000 kWh	1	5.00%	90.00%	2001	\$523.41	\$513.08	(\$10.33)	-1.97%	23
24	> 3000 kWh	2	10.00%	100.00%	6866	\$2,197.14	\$1,969.80	(\$227.34)	-10.35%	24
25	TOTAL	20	100.00%	100.00%	2116	\$572.60	\$549.11	(\$23.49)	-4.10%	25

Note: DR w/ HUC reflects SDG&E's residential tiered rate schedule (Schedule DR) effective November 1, 2018 (AL 3290-E). DR w/o HUC is SDG&E's proposal to eliminate the HUC Charge.

Declaration of Cynthia Fang  
 November 30, 2018

APPENDIX C – ATTACHMENT C  
ILLUSTRATIVE CUSTOMERS WITH HUC USAGE DURING THE 12-MONTH PERIOD  
SAN DIEGO GAS AND ELECTRIC COMPANY  
PETITION FOR MODIFICATION OF D.15-07-001 AND D.17-07-006

**Typical Monthly Residential Energy Charges at DR w/ HUC and DR w/o HUC**  
**Mountain Customers**  
**CARE, Winter, Basic**

Line No.	Energy kWh	Number of Customers	% of Customers	% of Customers Cumulative	Avg kWh for the Range	DR w/ HUC (\$)	DR w/o HUC (\$)	CHANGE (\$)	CHANGE (%)	Line No.
1	< 25 kWh	0	0.00%	0.00%	0	\$0.00	\$0.00	\$0.00	0.00%	1
2	25 to 50 kWh	0	0.00%	0.00%	0	\$0.00	\$0.00	\$0.00	0.00%	2
3	50 to 75 kWh	0	0.00%	0.00%	0	\$0.00	\$0.00	\$0.00	0.00%	3
4	75 to 100 kWh	0	0.00%	0.00%	0	\$0.00	\$0.00	\$0.00	0.00%	4
5	100 to 125 kWh	0	0.00%	0.00%	0	\$0.00	\$0.00	\$0.00	0.00%	5
6	125 to 150 kWh	0	0.00%	0.00%	0	\$0.00	\$0.00	\$0.00	0.00%	6
7	150 to 200 kWh	0	0.00%	0.00%	0	\$0.00	\$0.00	\$0.00	0.00%	7
8	200 to 250 kWh	0	0.00%	0.00%	0	\$0.00	\$0.00	\$0.00	0.00%	8
9	250 to 300 kWh	1	1.70%	1.70%	291	\$44.03	\$44.45	\$0.42	0.95%	9
10	300 to 350 kWh	0	0.00%	1.70%	0	\$0.00	\$0.00	\$0.00	0.00%	10
11	350 to 400 kWh	1	1.70%	3.39%	356	\$50.08	\$50.56	\$0.48	0.96%	11
12	400 to 450 kWh	2	3.39%	6.78%	429	\$70.91	\$71.58	\$0.67	0.94%	12
13	450 to 500 kWh	0	0.00%	6.78%	0	\$0.00	\$0.00	\$0.00	0.00%	13
14	500 to 550 kWh	1	1.70%	8.48%	502	\$73.30	\$74.00	\$0.70	0.96%	14
15	550 to 600 kWh	4	6.78%	15.26%	575	\$90.49	\$91.35	\$0.86	0.95%	15
16	600 to 650 kWh	5	8.48%	23.73%	634	\$103.61	\$104.60	\$0.99	0.95%	16
17	650 to 700 kWh	3	5.09%	28.82%	674	\$113.89	\$114.97	\$1.08	0.95%	17
18	700 to 800 kWh	10	16.95%	45.76%	739	\$141.61	\$142.63	\$1.02	0.72%	18
19	800 to 900 kWh	6	10.17%	55.93%	868	\$195.27	\$197.12	\$1.85	0.95%	19
20	900 to 1000 kWh	5	8.48%	64.41%	976	\$212.50	\$214.25	\$1.75	0.82%	20
21	1000 to 1500 kWh	17	28.81%	93.22%	1251	\$268.63	\$270.59	\$1.96	0.73%	21
22	1500 to 2000 kWh	3	5.09%	98.31%	1659	\$366.45	\$364.06	(\$2.39)	-0.65%	22
23	2000 to 3000 kWh	1	1.70%	100.00%	2158	\$817.38	\$784.65	(\$32.73)	-4.01%	23
24	> 3000 kWh	0	0.00%	100.00%	0	\$0.00	\$0.00	\$0.00	0.00%	24
25	TOTAL	59	100.00%	100.00%	938	\$197.71	\$198.35	\$0.64	0.33%	25

Note: DR w/ HUC reflects SDG&E's residential tiered rate schedule (Schedule DR) effective November 1, 2018 (AL 3290-E). DR w/o HUC is SDG&E's proposal to eliminate the HUC Charge.

Declaration of Cynthia Fang  
November 30, 2018

APPENDIX C – ATTACHMENT C  
ILLUSTRATIVE CUSTOMERS WITH HUC USAGE DURING THE 12-MONTH PERIOD  
SAN DIEGO GAS AND ELECTRIC COMPANY  
PETITION FOR MODIFICATION OF D.15-07-001 AND D.17-07-006

**Typical Monthly Residential Energy Charges at DR w/ HUC and DR w/o HUC**  
**Mountain Customers**  
**CARE, Winter, All Electric**

Line										Line
No.	Energy kWh	Number of Customers	% of Customers	% of Customers Cumulative	Avg kWh for the Range	DR w/ HUC (\$)	DR w/o HUC (\$)	CHANGE (\$)	CHANGE (%)	No.
1	< 25 kWh	0	0.00%	0.00%	0	\$0.00	\$0.00	\$0.00	0.00%	1
2	25 to 50 kWh	0	0.00%	0.00%	0	\$0.00	\$0.00	\$0.00	0.00%	2
3	50 to 75 kWh	0	0.00%	0.00%	0	\$0.00	\$0.00	\$0.00	0.00%	3
4	75 to 100 kWh	0	0.00%	0.00%	0	\$0.00	\$0.00	\$0.00	0.00%	4
5	100 to 125 kWh	0	0.00%	0.00%	0	\$0.00	\$0.00	\$0.00	0.00%	5
6	125 to 150 kWh	0	0.00%	0.00%	0	\$0.00	\$0.00	\$0.00	0.00%	6
7	150 to 200 kWh	0	0.00%	0.00%	0	\$0.00	\$0.00	\$0.00	0.00%	7
8	200 to 250 kWh	0	0.00%	0.00%	0	\$0.00	\$0.00	\$0.00	0.00%	8
9	250 to 300 kWh	0	0.00%	0.00%	0	\$0.00	\$0.00	\$0.00	0.00%	9
10	300 to 350 kWh	0	0.00%	0.00%	0	\$0.00	\$0.00	\$0.00	0.00%	10
11	350 to 400 kWh	0	0.00%	0.00%	0	\$0.00	\$0.00	\$0.00	0.00%	11
12	400 to 450 kWh	1	5.00%	5.00%	408	\$57.33	\$57.87	\$0.54	0.95%	12
13	450 to 500 kWh	0	0.00%	5.00%	0	\$0.00	\$0.00	\$0.00	0.00%	13
14	500 to 550 kWh	0	0.00%	5.00%	0	\$0.00	\$0.00	\$0.00	0.00%	14
15	550 to 600 kWh	0	0.00%	5.00%	0	\$0.00	\$0.00	\$0.00	0.00%	15
16	600 to 650 kWh	0	0.00%	5.00%	0	\$0.00	\$0.00	\$0.00	0.00%	16
17	650 to 700 kWh	0	0.00%	5.00%	0	\$0.00	\$0.00	\$0.00	0.00%	17
18	700 to 800 kWh	3	15.00%	20.00%	787	\$110.82	\$111.88	\$1.06	0.96%	18
19	800 to 900 kWh	2	10.00%	30.00%	854	\$120.74	\$121.89	\$1.15	0.96%	19
20	900 to 1000 kWh	0	0.00%	30.00%	0	\$0.00	\$0.00	\$0.00	0.00%	20
21	1000 to 1500 kWh	5	25.00%	55.00%	1309	\$217.26	\$219.33	\$2.07	0.95%	21
22	1500 to 2000 kWh	6	30.00%	85.00%	1695	\$312.53	\$315.50	\$2.97	0.95%	22
23	2000 to 3000 kWh	1	5.00%	90.00%	2085	\$412.57	\$416.48	\$3.91	0.95%	23
24	> 3000 kWh	2	10.00%	100.00%	5277	\$1,302.29	\$1,223.31	(\$78.98)	-6.07%	24
25	TOTAL	20	100.00%	100.00%	1691	\$330.49	\$324.50	(\$5.99)	-1.81%	25

Note: DR w/ HUC reflects SDG&E's residential tiered rate schedule (Schedule DR) effective November 1, 2018 (AL 3290-E). DR w/o HUC is SDG&E's proposal to eliminate the HUC Charge.

Declaration of Cynthia Fang  
November 30, 2018



APPENDIX C – ATTACHMENT C  
ILLUSTRATIVE CUSTOMERS WITH HUC USAGE DURING THE 12-MONTH PERIOD  
SAN DIEGO GAS AND ELECTRIC COMPANY  
PETITION FOR MODIFICATION OF D.15-07-001 AND D.17-07-006

**Typical Monthly Residential Energy Charges at DR w/ HUC and DR w/o HUC**  
**Mountain Customers**  
**CARE, Annual, Basic**

Line No.	Energy kWh	Number of Customers	% of Customers	% of Customers Cumulative	Avg kWh for the Range	DR w/ HUC (\$)	DR w/o HUC (\$)	CHANGE (\$)	CHANGE (%)	Line No.
1	< 25 kWh	0	0.00%	0.00%	0	\$0.00	\$0.00	\$0.00	0.00%	1
2	25 to 50 kWh	0	0.00%	0.00%	0	\$0.00	\$0.00	\$0.00	0.00%	2
3	50 to 75 kWh	0	0.00%	0.00%	0	\$0.00	\$0.00	\$0.00	0.00%	3
4	75 to 100 kWh	0	0.00%	0.00%	0	\$0.00	\$0.00	\$0.00	0.00%	4
5	100 to 125 kWh	0	0.00%	0.00%	0	\$0.00	\$0.00	\$0.00	0.00%	5
6	125 to 150 kWh	0	0.00%	0.00%	0	\$0.00	\$0.00	\$0.00	0.00%	6
7	150 to 200 kWh	0	0.00%	0.00%	0	\$0.00	\$0.00	\$0.00	0.00%	7
8	200 to 250 kWh	0	0.00%	0.00%	0	\$0.00	\$0.00	\$0.00	0.00%	8
9	250 to 300 kWh	0	0.00%	0.00%	0	\$0.00	\$0.00	\$0.00	0.00%	9
10	300 to 350 kWh	0	0.00%	0.00%	0	\$0.00	\$0.00	\$0.00	0.00%	10
11	350 to 400 kWh	0	0.00%	0.00%	0	\$0.00	\$0.00	\$0.00	0.00%	11
12	400 to 450 kWh	0	0.00%	0.00%	0	\$0.00	\$0.00	\$0.00	0.00%	12
13	450 to 500 kWh	0	0.00%	0.00%	0	\$0.00	\$0.00	\$0.00	0.00%	13
14	500 to 550 kWh	1	1.70%	1.70%	524	\$111.49	\$110.08	(\$1.41)	-1.26%	14
15	550 to 600 kWh	0	0.00%	1.70%	0	\$0.00	\$0.00	\$0.00	0.00%	15
16	600 to 650 kWh	2	3.39%	5.09%	618	\$120.67	\$120.79	\$0.12	0.10%	16
17	650 to 700 kWh	1	1.70%	6.78%	692	\$152.58	\$153.62	\$1.04	0.68%	17
18	700 to 800 kWh	6	10.17%	16.95%	763	\$156.33	\$156.55	\$0.22	0.14%	18
19	800 to 900 kWh	7	11.86%	28.81%	848	\$172.61	\$173.31	\$0.70	0.40%	19
20	900 to 1000 kWh	7	11.86%	40.68%	929	\$212.88	\$213.85	\$0.97	0.45%	20
21	1000 to 1500 kWh	30	50.85%	91.52%	1183	\$285.59	\$285.81	\$0.22	0.08%	21
22	1500 to 2000 kWh	4	6.78%	98.30%	1654	\$395.55	\$391.71	(\$3.84)	-0.97%	22
23	2000 to 3000 kWh	1	1.70%	100.00%	2252	\$923.18	\$884.20	(\$38.98)	-4.22%	23
24	> 3000 kWh	0	0.00%	100.00%	0	\$0.00	\$0.00	\$0.00	0.00%	24
25	TOTAL	59	100.00%	100.00%	1082	\$257.88	\$257.29	(\$0.59)	-0.23%	25

Note: DR w/ HUC reflects SDG&E's residential tiered rate schedule (Schedule DR) effective November 1, 2018 (AL 3290-E). DR w/o HUC is SDG&E's proposal to eliminate the HUC Charge.

Declaration of Cynthia Fang  
November 30, 2018

APPENDIX C – ATTACHMENT C  
ILLUSTRATIVE CUSTOMERS WITH HUC USAGE DURING THE 12-MONTH PERIOD  
SAN DIEGO GAS AND ELECTRIC COMPANY  
PETITION FOR MODIFICATION OF D.15-07-001 AND D.17-07-006

**Typical Monthly Residential Energy Charges at DR w/ HUC and DR w/o HUC  
Mountain Customers  
CARE, Annual, All Electric**

Line										Line
No.	Energy kWh	Number of Customers	% of Customers	% of Customers Cumulative	Avg kWh for the Range	DR w/ HUC (\$)	DR w/o HUC (\$)	CHANGE (\$)	CHANGE (%)	No.
1	< 25 kWh	0	0.00%	0.00%	0	\$0.00	\$0.00	\$0.00	0.00%	1
2	25 to 50 kWh	0	0.00%	0.00%	0	\$0.00	\$0.00	\$0.00	0.00%	2
3	50 to 75 kWh	0	0.00%	0.00%	0	\$0.00	\$0.00	\$0.00	0.00%	3
4	75 to 100 kWh	0	0.00%	0.00%	0	\$0.00	\$0.00	\$0.00	0.00%	4
5	100 to 125 kWh	0	0.00%	0.00%	0	\$0.00	\$0.00	\$0.00	0.00%	5
6	125 to 150 kWh	0	0.00%	0.00%	0	\$0.00	\$0.00	\$0.00	0.00%	6
7	150 to 200 kWh	0	0.00%	0.00%	0	\$0.00	\$0.00	\$0.00	0.00%	7
8	200 to 250 kWh	0	0.00%	0.00%	0	\$0.00	\$0.00	\$0.00	0.00%	8
9	250 to 300 kWh	0	0.00%	0.00%	0	\$0.00	\$0.00	\$0.00	0.00%	9
10	300 to 350 kWh	0	0.00%	0.00%	0	\$0.00	\$0.00	\$0.00	0.00%	10
11	350 to 400 kWh	0	0.00%	0.00%	0	\$0.00	\$0.00	\$0.00	0.00%	11
12	400 to 450 kWh	0	0.00%	0.00%	0	\$0.00	\$0.00	\$0.00	0.00%	12
13	450 to 500 kWh	0	0.00%	0.00%	0	\$0.00	\$0.00	\$0.00	0.00%	13
14	500 to 550 kWh	0	0.00%	0.00%	0	\$0.00	\$0.00	\$0.00	0.00%	14
15	550 to 600 kWh	0	0.00%	0.00%	0	\$0.00	\$0.00	\$0.00	0.00%	15
16	600 to 650 kWh	0	0.00%	0.00%	0	\$0.00	\$0.00	\$0.00	0.00%	16
17	650 to 700 kWh	1	5.00%	5.00%	669	\$129.95	\$130.79	\$0.84	0.65%	17
18	700 to 800 kWh	0	0.00%	5.00%	0	\$0.00	\$0.00	\$0.00	0.00%	18
19	800 to 900 kWh	0	0.00%	5.00%	0	\$0.00	\$0.00	\$0.00	0.00%	19
20	900 to 1000 kWh	0	0.00%	5.00%	0	\$0.00	\$0.00	\$0.00	0.00%	20
21	1000 to 1500 kWh	10	50.00%	55.00%	1274	\$256.99	\$257.93	\$0.94	0.36%	21
22	1500 to 2000 kWh	7	35.00%	90.00%	1726	\$368.18	\$369.00	\$0.82	0.22%	22
23	2000 to 3000 kWh	0	0.00%	90.00%	0	\$0.00	\$0.00	\$0.00	0.00%	23
24	> 3000 kWh	2	10.00%	100.00%	5939	\$1,675.15	\$1,534.35	(\$140.80)	-8.41%	24
25	TOTAL	20	100.00%	100.00%	1868	\$431.37	\$418.09	(\$13.28)	-3.08%	25

Note: DR w/ HUC reflects SDG&E's residential tiered rate schedule (Schedule DR) effective November 1, 2018 (AL 3290-E). DR w/o HUC is SDG&E's proposal to eliminate the HUC Charge.

Declaration of Cynthia Fang  
November 30, 2018

APPENDIX C – ATTACHMENT C  
ILLUSTRATIVE CUSTOMERS WITH HUC USAGE DURING THE 12-MONTH PERIOD  
SAN DIEGO GAS AND ELECTRIC COMPANY  
PETITION FOR MODIFICATION OF D.15-07-001 AND D.17-07-006

**Typical Monthly Residential Energy Charges at DR w/ HUC and DR w/o HUC**  
**Mountain Customers**  
**Non-CARE, Summer, Basic**

Line										Line
No.	Energy kWh	Number of Customers	% of Customers	% of Customers Cumulative	Avg kWh for the Range	DR w/ HUC (\$)	DR w/o HUC (\$)	CHANGE (\$)	CHANGE (%)	No.
1	< 25 kWh	0	0.00%	0.00%	0	\$0.00	\$0.00	\$0.00	0.00%	1
2	25 to 50 kWh	0	0.00%	0.00%	0	\$0.00	\$0.00	\$0.00	0.00%	2
3	50 to 75 kWh	0	0.00%	0.00%	0	\$0.00	\$0.00	\$0.00	0.00%	3
4	75 to 100 kWh	0	0.00%	0.00%	0	\$0.00	\$0.00	\$0.00	0.00%	4
5	100 to 125 kWh	0	0.00%	0.00%	0	\$0.00	\$0.00	\$0.00	0.00%	5
6	125 to 150 kWh	0	0.00%	0.00%	0	\$0.00	\$0.00	\$0.00	0.00%	6
7	150 to 200 kWh	1	0.19%	0.19%	170	\$45.98	\$46.35	\$0.37	0.81%	7
8	200 to 250 kWh	0	0.00%	0.19%	0	\$0.00	\$0.00	\$0.00	0.00%	8
9	250 to 300 kWh	0	0.00%	0.19%	0	\$0.00	\$0.00	\$0.00	0.00%	9
10	300 to 350 kWh	1	0.19%	0.37%	333	\$89.75	\$90.47	\$0.72	0.80%	10
11	350 to 400 kWh	0	0.00%	0.37%	0	\$0.00	\$0.00	\$0.00	0.00%	11
12	400 to 450 kWh	3	0.56%	0.93%	412	\$115.07	\$116.00	\$0.93	0.81%	12
13	450 to 500 kWh	0	0.00%	0.93%	0	\$0.00	\$0.00	\$0.00	0.00%	13
14	500 to 550 kWh	0	0.00%	0.93%	0	\$0.00	\$0.00	\$0.00	0.00%	14
15	550 to 600 kWh	1	0.19%	1.12%	598	\$172.80	\$174.19	\$1.39	0.80%	15
16	600 to 650 kWh	1	0.19%	1.30%	602	\$244.39	\$240.21	(\$4.18)	-1.71%	16
17	650 to 700 kWh	6	1.12%	2.42%	677	\$221.59	\$223.31	\$1.72	0.78%	17
18	700 to 800 kWh	8	1.49%	3.90%	754	\$267.51	\$268.73	\$1.22	0.46%	18
19	800 to 900 kWh	8	1.49%	5.39%	857	\$301.47	\$303.09	\$1.62	0.54%	19
20	900 to 1000 kWh	15	2.79%	8.18%	961	\$350.10	\$351.81	\$1.71	0.49%	20
21	1000 to 1500 kWh	282	52.42%	60.60%	1250	\$484.29	\$484.82	\$0.53	0.11%	21
22	1500 to 2000 kWh	123	22.86%	83.46%	1689	\$704.92	\$694.19	(\$10.73)	-1.52%	22
23	2000 to 3000 kWh	46	8.55%	92.01%	2432	\$1,105.08	\$1,048.47	(\$56.61)	-5.12%	23
24	> 3000 kWh	43	7.99%	100.00%	6271	\$3,209.35	\$2,873.15	(\$336.20)	-10.48%	24
25	TOTAL	538	100.00%	100.00%	1814	\$788.37	\$754.59	(\$33.78)	-4.28%	25

Note: DR w/ HUC reflects SDG&E's residential tiered rate schedule (Schedule DR) effective November 1, 2018 (AL 3290-E). DR w/o HUC is SDG&E's proposal to eliminate the HUC Charge.

Declaration of Cynthia Fang  
November 30, 2018

APPENDIX C – ATTACHMENT C  
 ILLUSTRATIVE CUSTOMERS WITH HUC USAGE DURING THE 12-MONTH PERIOD  
 SAN DIEGO GAS AND ELECTRIC COMPANY  
 PETITION FOR MODIFICATION OF D.15-07-001 AND D.17-07-006

**Typical Monthly Residential Energy Charges at DR w/ HUC and DR w/o HUC**  
**Mountain Customers**  
**Non-CARE, Summer, All Electric**

Line No.	Energy kWh	Number of Customers	% of Customers	% of Customers Cumulative	Avg kWh for the Range	DR w/ HUC (\$)	DR w/o HUC (\$)	CHANGE (\$)	CHANGE (%)	Line No.
1	< 25 kWh	0	0.00%	0.00%	0	\$0.00	\$0.00	\$0.00	0.00%	1
2	25 to 50 kWh	0	0.00%	0.00%	0	\$0.00	\$0.00	\$0.00	0.00%	2
3	50 to 75 kWh	0	0.00%	0.00%	0	\$0.00	\$0.00	\$0.00	0.00%	3
4	75 to 100 kWh	0	0.00%	0.00%	0	\$0.00	\$0.00	\$0.00	0.00%	4
5	100 to 125 kWh	0	0.00%	0.00%	0	\$0.00	\$0.00	\$0.00	0.00%	5
6	125 to 150 kWh	0	0.00%	0.00%	0	\$0.00	\$0.00	\$0.00	0.00%	6
7	150 to 200 kWh	0	0.00%	0.00%	0	\$0.00	\$0.00	\$0.00	0.00%	7
8	200 to 250 kWh	0	0.00%	0.00%	0	\$0.00	\$0.00	\$0.00	0.00%	8
9	250 to 300 kWh	0	0.00%	0.00%	0	\$0.00	\$0.00	\$0.00	0.00%	9
10	300 to 350 kWh	0	0.00%	0.00%	0	\$0.00	\$0.00	\$0.00	0.00%	10
11	350 to 400 kWh	0	0.00%	0.00%	0	\$0.00	\$0.00	\$0.00	0.00%	11
12	400 to 450 kWh	0	0.00%	0.00%	0	\$0.00	\$0.00	\$0.00	0.00%	12
13	450 to 500 kWh	0	0.00%	0.00%	0	\$0.00	\$0.00	\$0.00	0.00%	13
14	500 to 550 kWh	0	0.00%	0.00%	0	\$0.00	\$0.00	\$0.00	0.00%	14
15	550 to 600 kWh	0	0.00%	0.00%	0	\$0.00	\$0.00	\$0.00	0.00%	15
16	600 to 650 kWh	0	0.00%	0.00%	0	\$0.00	\$0.00	\$0.00	0.00%	16
17	650 to 700 kWh	0	0.00%	0.00%	0	\$0.00	\$0.00	\$0.00	0.00%	17
18	700 to 800 kWh	1	0.60%	0.60%	753	\$229.24	\$231.09	\$1.85	0.80%	18
19	800 to 900 kWh	0	0.00%	0.60%	0	\$0.00	\$0.00	\$0.00	0.00%	19
20	900 to 1000 kWh	0	0.00%	0.60%	0	\$0.00	\$0.00	\$0.00	0.00%	20
21	1000 to 1500 kWh	39	23.49%	24.10%	1325	\$502.59	\$501.81	(\$0.78)	-0.15%	21
22	1500 to 2000 kWh	78	46.99%	71.08%	1705	\$679.13	\$677.80	(\$1.33)	-0.20%	22
23	2000 to 3000 kWh	36	21.69%	92.77%	2480	\$1,079.08	\$1,046.07	(\$33.01)	-3.06%	23
24	> 3000 kWh	12	7.23%	100.00%	5417	\$2,705.48	\$2,450.02	(\$255.46)	-9.44%	24
25	TOTAL	166	100.00%	100.00%	2047	\$868.16	\$841.74	(\$26.42)	-3.04%	25

Note: DR w/ HUC reflects SDG&E's residential tiered rate schedule (Schedule DR) effective November 1, 2018 (AL 3290-E). DR w/o HUC is SDG&E's proposal to eliminate the HUC Charge.

Declaration of Cynthia Fang  
 November 30, 2018

APPENDIX C – ATTACHMENT C  
ILLUSTRATIVE CUSTOMERS WITH HUC USAGE DURING THE 12-MONTH PERIOD  
SAN DIEGO GAS AND ELECTRIC COMPANY  
PETITION FOR MODIFICATION OF D.15-07-001 AND D.17-07-006

**Typical Monthly Residential Energy Charges at DR w/ HUC and DR w/o HUC**  
**Mountain Customers**  
**Non-CARE, Winter, Basic**

Line										Line
No.	Energy kWh	Number of Customers	% of Customers	% of Customers Cumulative	Avg kWh for the Range	DR w/ HUC (\$)	DR w/o HUC (\$)	CHANGE (\$)	CHANGE (%)	No.
1	< 25 kWh	0	0.00%	0.00%	0	\$0.00	\$0.00	\$0.00	0.00%	1
2	25 to 50 kWh	0	0.00%	0.00%	0	\$0.00	\$0.00	\$0.00	0.00%	2
3	50 to 75 kWh	0	0.00%	0.00%	0	\$0.00	\$0.00	\$0.00	0.00%	3
4	75 to 100 kWh	1	0.19%	0.19%	99	\$22.78	\$22.99	\$0.21	0.94%	4
5	100 to 125 kWh	1	0.19%	0.37%	104	\$23.91	\$24.14	\$0.23	0.96%	5
6	125 to 150 kWh	0	0.00%	0.37%	0	\$0.00	\$0.00	\$0.00	0.00%	6
7	150 to 200 kWh	2	0.37%	0.74%	175	\$52.13	\$52.59	\$0.46	0.87%	7
8	200 to 250 kWh	1	0.19%	0.93%	233	\$53.37	\$53.87	\$0.50	0.95%	8
9	250 to 300 kWh	1	0.19%	1.12%	269	\$61.57	\$62.15	\$0.58	0.94%	9
10	300 to 350 kWh	1	0.19%	1.30%	311	\$72.95	\$73.64	\$0.69	0.95%	10
11	350 to 400 kWh	4	0.74%	2.05%	364	\$83.47	\$84.26	\$0.79	0.94%	11
12	400 to 450 kWh	11	2.05%	4.09%	428	\$99.94	\$100.88	\$0.94	0.94%	12
13	450 to 500 kWh	10	1.86%	5.95%	480	\$119.82	\$120.70	\$0.88	0.74%	13
14	500 to 550 kWh	26	4.83%	10.78%	528	\$130.70	\$131.61	\$0.91	0.70%	14
15	550 to 600 kWh	18	3.35%	14.13%	576	\$146.40	\$147.79	\$1.39	0.95%	15
16	600 to 650 kWh	36	6.69%	20.82%	627	\$165.62	\$166.94	\$1.32	0.80%	16
17	650 to 700 kWh	23	4.28%	25.09%	670	\$181.60	\$183.31	\$1.71	0.95%	17
18	700 to 800 kWh	61	11.34%	36.43%	749	\$213.70	\$215.72	\$2.02	0.94%	18
19	800 to 900 kWh	52	9.67%	46.10%	851	\$254.63	\$256.71	\$2.08	0.82%	19
20	900 to 1000 kWh	48	8.92%	55.02%	948	\$292.94	\$295.68	\$2.74	0.94%	20
21	1000 to 1500 kWh	141	26.21%	81.23%	1220	\$404.15	\$406.11	\$1.96	0.49%	21
22	1500 to 2000 kWh	41	7.62%	88.85%	1734	\$627.86	\$613.98	(\$13.88)	-2.21%	22
23	2000 to 3000 kWh	26	4.83%	93.68%	2331	\$899.31	\$854.52	(\$44.79)	-4.98%	23
24	> 3000 kWh	34	6.32%	100.00%	6089	\$2,651.55	\$2,374.23	(\$277.32)	-10.46%	24
25	TOTAL	538	100.00%	100.00%	1339	\$475.36	\$456.10	(\$19.26)	-4.05%	25

Note: DR w/ HUC reflects SDG&E's residential tiered rate schedule (Schedule DR) effective November 1, 2018 (AL 3290-E). DR w/o HUC is SDG&E's proposal to eliminate the HUC Charge.

Declaration of Cynthia Fang  
November 30, 2018

APPENDIX C – ATTACHMENT C  
ILLUSTRATIVE CUSTOMERS WITH HUC USAGE DURING THE 12-MONTH PERIOD  
SAN DIEGO GAS AND ELECTRIC COMPANY  
PETITION FOR MODIFICATION OF D.15-07-001 AND D.17-07-006

**Typical Monthly Residential Energy Charges at DR w/ HUC and DR w/o HUC**  
**Mountain Customers**  
**Non-CARE, Winter, All Electric**

Line										Line
No.	Energy kWh	Number of Customers	% of Customers	% of Customers Cumulative	Avg kWh for the Range	DR w/ HUC (\$)	DR w/o HUC (\$)	CHANGE (\$)	CHANGE (%)	No.
1	< 25 kWh	0	0.00%	0.00%	0	\$0.00	\$0.00	\$0.00	0.00%	1
2	25 to 50 kWh	0	0.00%	0.00%	0	\$0.00	\$0.00	\$0.00	0.00%	2
3	50 to 75 kWh	0	0.00%	0.00%	0	\$0.00	\$0.00	\$0.00	0.00%	3
4	75 to 100 kWh	0	0.00%	0.00%	0	\$0.00	\$0.00	\$0.00	0.00%	4
5	100 to 125 kWh	0	0.00%	0.00%	0	\$0.00	\$0.00	\$0.00	0.00%	5
6	125 to 150 kWh	0	0.00%	0.00%	0	\$0.00	\$0.00	\$0.00	0.00%	6
7	150 to 200 kWh	0	0.00%	0.00%	0	\$0.00	\$0.00	\$0.00	0.00%	7
8	200 to 250 kWh	1	0.60%	0.60%	207	\$47.45	\$47.90	\$0.45	0.94%	8
9	250 to 300 kWh	0	0.00%	0.60%	0	\$0.00	\$0.00	\$0.00	0.00%	9
10	300 to 350 kWh	0	0.00%	0.60%	0	\$0.00	\$0.00	\$0.00	0.00%	10
11	350 to 400 kWh	2	1.21%	1.81%	387	\$95.50	\$96.40	\$0.90	0.95%	11
12	400 to 450 kWh	1	0.60%	2.41%	438	\$100.23	\$101.18	\$0.95	0.94%	12
13	450 to 500 kWh	0	0.00%	2.41%	0	\$0.00	\$0.00	\$0.00	0.00%	13
14	500 to 550 kWh	3	1.81%	4.22%	529	\$133.60	\$134.86	\$1.26	0.94%	14
15	550 to 600 kWh	2	1.21%	5.42%	575	\$131.73	\$132.98	\$1.25	0.95%	15
16	600 to 650 kWh	1	0.60%	6.02%	601	\$137.68	\$138.98	\$1.30	0.94%	16
17	650 to 700 kWh	1	0.60%	6.63%	673	\$158.36	\$159.86	\$1.50	0.95%	17
18	700 to 800 kWh	5	3.01%	9.64%	764	\$176.69	\$178.36	\$1.67	0.95%	18
19	800 to 900 kWh	4	2.41%	12.05%	843	\$194.79	\$196.63	\$1.84	0.94%	19
20	900 to 1000 kWh	9	5.42%	17.47%	948	\$220.71	\$222.80	\$2.09	0.95%	20
21	1000 to 1500 kWh	72	43.37%	60.84%	1235	\$324.22	\$326.98	\$2.76	0.85%	21
22	1500 to 2000 kWh	33	19.88%	80.72%	1736	\$523.31	\$527.66	\$4.35	0.83%	22
23	2000 to 3000 kWh	20	12.05%	92.77%	2357	\$770.26	\$776.54	\$6.28	0.82%	23
24	> 3000 kWh	12	7.23%	100.00%	4944	\$1,929.05	\$1,821.80	(\$107.25)	-5.56%	24
25	TOTAL	166	100.00%	100.00%	1650	\$506.72	\$502.06	(\$4.66)	-0.92%	25

Note: DR w/ HUC reflects SDG&E's residential tiered rate schedule (Schedule DR) effective November 1, 2018 (AL 3290-E). DR w/o HUC is SDG&E's proposal to eliminate the HUC Charge.

Declaration of Cynthia Fang  
November 30, 2018

APPENDIX C – ATTACHMENT C  
ILLUSTRATIVE CUSTOMERS WITH HUC USAGE DURING THE 12-MONTH PERIOD  
SAN DIEGO GAS AND ELECTRIC COMPANY  
PETITION FOR MODIFICATION OF D.15-07-001 AND D.17-07-006

**Typical Monthly Residential Energy Charges at DR w/ HUC and DR w/o HUC**  
**Mountain Customers**  
**Non-CARE, Annual, Basic**

Line									Line	
No.	Energy kWh	Number of Customers	% of Customers	% of Customers Cumulative	Avg kWh for the Range	DR w/ HUC (\$)	DR w/o HUC (\$)	CHANGE (\$)	CHANGE (%)	No.
1	< 25 kWh	0	0.00%	0.00%	0	\$0.00	\$0.00	\$0.00	0.00%	1
2	25 to 50 kWh	0	0.00%	0.00%	0	\$0.00	\$0.00	\$0.00	0.00%	2
3	50 to 75 kWh	0	0.00%	0.00%	0	\$0.00	\$0.00	\$0.00	0.00%	3
4	75 to 100 kWh	0	0.00%	0.00%	0	\$0.00	\$0.00	\$0.00	0.00%	4
5	100 to 125 kWh	0	0.00%	0.00%	0	\$0.00	\$0.00	\$0.00	0.00%	5
6	125 to 150 kWh	0	0.00%	0.00%	0	\$0.00	\$0.00	\$0.00	0.00%	6
7	150 to 200 kWh	0	0.00%	0.00%	0	\$0.00	\$0.00	\$0.00	0.00%	7
8	200 to 250 kWh	0	0.00%	0.00%	0	\$0.00	\$0.00	\$0.00	0.00%	8
9	250 to 300 kWh	0	0.00%	0.00%	0	\$0.00	\$0.00	\$0.00	0.00%	9
10	300 to 350 kWh	1	0.19%	0.19%	348	\$138.06	\$136.62	(\$1.44)	-1.05%	10
11	350 to 400 kWh	1	0.19%	0.37%	354	\$107.00	\$106.52	(\$0.48)	-0.45%	11
12	400 to 450 kWh	1	0.19%	0.56%	443	\$137.51	\$138.51	\$1.00	0.73%	12
13	450 to 500 kWh	4	0.74%	1.30%	472	\$162.17	\$160.94	(\$1.23)	-0.76%	13
14	500 to 550 kWh	1	0.19%	1.49%	540	\$154.31	\$154.00	(\$0.31)	-0.20%	14
15	550 to 600 kWh	1	0.19%	1.67%	598	\$178.40	\$179.11	\$0.71	0.40%	15
16	600 to 650 kWh	4	0.74%	2.42%	613	\$212.18	\$208.24	(\$3.94)	-1.86%	16
17	650 to 700 kWh	10	1.86%	4.28%	683	\$222.42	\$223.60	\$1.18	0.53%	17
18	700 to 800 kWh	30	5.58%	9.85%	758	\$245.10	\$246.34	\$1.24	0.51%	18
19	800 to 900 kWh	57	10.60%	20.45%	851	\$280.85	\$282.07	\$1.22	0.43%	19
20	900 to 1000 kWh	71	13.20%	33.64%	953	\$325.54	\$326.32	\$0.78	0.24%	20
21	1000 to 1500 kWh	238	44.24%	77.88%	1201	\$432.48	\$431.50	(\$0.98)	-0.23%	21
22	1500 to 2000 kWh	51	9.48%	87.36%	1684	\$652.09	\$640.01	(\$12.08)	-1.85%	22
23	2000 to 3000 kWh	30	5.58%	92.94%	2357	\$984.73	\$935.94	(\$48.79)	-4.96%	23
24	> 3000 kWh	38	7.06%	100.00%	6115	\$2,875.52	\$2,574.04	(\$301.48)	-10.48%	24
25	TOTAL	538	100.00%	100.00%	1537	\$605.78	\$580.47	(\$25.31)	-4.18%	25

Note: DR w/ HUC reflects SDG&E's residential tiered rate schedule (Schedule DR) effective November 1, 2018 (AL 3290-E). DR w/o HUC is SDG&E's proposal to eliminate the HUC Charge.

Declaration of Cynthia Fang  
November 30, 2018

APPENDIX C – ATTACHMENT C  
 ILLUSTRATIVE CUSTOMERS WITH HUC USAGE DURING THE 12-MONTH PERIOD  
 SAN DIEGO GAS AND ELECTRIC COMPANY  
 PETITION FOR MODIFICATION OF D.15-07-001 AND D.17-07-006

**Typical Monthly Residential Energy Charges at DR w/ HUC and DR w/o HUC  
 Mountain Customers  
 Non-CARE, Annual, All Electric**

Line										Line
No.	Energy kWh	Number of Customers	% of Customers	% of Customers Cumulative	Avg kWh for the Range	DR w/ HUC (\$)	DR w/o HUC (\$)	CHANGE (\$)	CHANGE (%)	No.
1	< 25 kWh	0	0.00%	0.00%	0	\$0.00	\$0.00	\$0.00	0.00%	1
2	25 to 50 kWh	0	0.00%	0.00%	0	\$0.00	\$0.00	\$0.00	0.00%	2
3	50 to 75 kWh	0	0.00%	0.00%	0	\$0.00	\$0.00	\$0.00	0.00%	3
4	75 to 100 kWh	0	0.00%	0.00%	0	\$0.00	\$0.00	\$0.00	0.00%	4
5	100 to 125 kWh	0	0.00%	0.00%	0	\$0.00	\$0.00	\$0.00	0.00%	5
6	125 to 150 kWh	0	0.00%	0.00%	0	\$0.00	\$0.00	\$0.00	0.00%	6
7	150 to 200 kWh	0	0.00%	0.00%	0	\$0.00	\$0.00	\$0.00	0.00%	7
8	200 to 250 kWh	0	0.00%	0.00%	0	\$0.00	\$0.00	\$0.00	0.00%	8
9	250 to 300 kWh	0	0.00%	0.00%	0	\$0.00	\$0.00	\$0.00	0.00%	9
10	300 to 350 kWh	0	0.00%	0.00%	0	\$0.00	\$0.00	\$0.00	0.00%	10
11	350 to 400 kWh	0	0.00%	0.00%	0	\$0.00	\$0.00	\$0.00	0.00%	11
12	400 to 450 kWh	0	0.00%	0.00%	0	\$0.00	\$0.00	\$0.00	0.00%	12
13	450 to 500 kWh	0	0.00%	0.00%	0	\$0.00	\$0.00	\$0.00	0.00%	13
14	500 to 550 kWh	0	0.00%	0.00%	0	\$0.00	\$0.00	\$0.00	0.00%	14
15	550 to 600 kWh	0	0.00%	0.00%	0	\$0.00	\$0.00	\$0.00	0.00%	15
16	600 to 650 kWh	0	0.00%	0.00%	0	\$0.00	\$0.00	\$0.00	0.00%	16
17	650 to 700 kWh	2	1.21%	1.21%	680	\$238.81	\$239.30	\$0.49	0.21%	17
18	700 to 800 kWh	0	0.00%	1.21%	0	\$0.00	\$0.00	\$0.00	0.00%	18
19	800 to 900 kWh	6	3.61%	4.82%	850	\$277.48	\$277.62	\$0.14	0.05%	19
20	900 to 1000 kWh	2	1.21%	6.02%	971	\$326.35	\$324.35	(\$2.00)	-0.61%	20
21	1000 to 1500 kWh	68	40.96%	46.99%	1288	\$413.23	\$414.47	\$1.24	0.30%	21
22	1500 to 2000 kWh	49	29.52%	76.51%	1691	\$586.55	\$584.07	(\$2.48)	-0.42%	22
23	2000 to 3000 kWh	26	15.66%	92.17%	2308	\$860.27	\$849.45	(\$10.82)	-1.26%	23
24	> 3000 kWh	13	7.83%	100.00%	4804	\$2,085.57	\$1,934.94	(\$150.63)	-7.22%	24
25	TOTAL	166	100.00%	100.00%	1815	\$657.32	\$643.60	(\$13.72)	-2.09%	25

Note: DR w/ HUC reflects SDG&E's residential tiered rate schedule (Schedule DR) effective November 1, 2018 (AL 3290-E). DR w/o HUC is SDG&E's proposal to eliminate the HUC Charge.

Declaration of Cynthia Fang  
 November 30, 2018



APPENDIX C – ATTACHMENT C  
ILLUSTRATIVE CUSTOMERS WITH HUC USAGE DURING THE 12-MONTH PERIOD  
SAN DIEGO GAS AND ELECTRIC COMPANY  
PETITION FOR MODIFICATION OF D.15-07-001 AND D.17-07-006

**Typical Monthly Residential Energy Charges at DR w/ HUC and DR w/o HUC**  
**All Customers**  
**CARE, Annual**

Line										Line
No.	Energy kWh	Number of Customers	% of Customers	% of Customers Cumulative	Avg kWh for the Range	DR w/ HUC (\$)	DR w/o HUC (\$)	CHANGE (\$)	CHANGE (%)	No.
1	< 25 kWh	0	0.00%	0.00%	0	\$0.00	\$0.00	\$0.00	0.00%	1
2	25 to 50 kWh	0	0.00%	0.00%	0	\$0.00	\$0.00	\$0.00	0.00%	2
3	50 to 75 kWh	0	0.00%	0.00%	0	\$0.00	\$0.00	\$0.00	0.00%	3
4	75 to 100 kWh	0	0.00%	0.00%	0	\$0.00	\$0.00	\$0.00	0.00%	4
5	100 to 125 kWh	0	0.00%	0.00%	0	\$0.00	\$0.00	\$0.00	0.00%	5
6	125 to 150 kWh	0	0.00%	0.00%	0	\$0.00	\$0.00	\$0.00	0.00%	6
7	150 to 200 kWh	2	0.03%	0.03%	187	\$41.85	\$41.73	(\$0.12)	-0.29%	7
8	200 to 250 kWh	6	0.08%	0.11%	243	\$62.72	\$62.04	(\$0.68)	-1.08%	8
9	250 to 300 kWh	14	0.19%	0.30%	284	\$57.33	\$57.33	\$0.00	0.00%	9
10	300 to 350 kWh	53	0.73%	1.03%	329	\$66.76	\$66.86	\$0.10	0.15%	10
11	350 to 400 kWh	78	1.07%	2.10%	378	\$76.19	\$76.10	(\$0.09)	-0.12%	11
12	400 to 450 kWh	163	2.24%	4.34%	426	\$85.93	\$86.04	\$0.11	0.13%	12
13	450 to 500 kWh	253	3.48%	7.82%	478	\$96.87	\$97.02	\$0.15	0.16%	13
14	500 to 550 kWh	367	5.04%	12.86%	526	\$106.84	\$107.01	\$0.17	0.16%	14
15	550 to 600 kWh	512	7.03%	19.89%	576	\$117.93	\$118.25	\$0.32	0.27%	15
16	600 to 650 kWh	659	9.05%	28.95%	626	\$130.72	\$131.07	\$0.35	0.27%	16
17	650 to 700 kWh	749	10.29%	39.24%	675	\$143.01	\$143.30	\$0.29	0.20%	17
18	700 to 800 kWh	1416	19.45%	58.69%	748	\$162.45	\$162.61	\$0.16	0.10%	18
19	800 to 900 kWh	1078	14.81%	73.50%	847	\$188.79	\$188.85	\$0.06	0.03%	19
20	900 to 1000 kWh	754	10.36%	83.86%	945	\$215.97	\$215.59	(\$0.38)	-0.18%	20
21	1000 to 1500 kWh	1030	14.15%	98.01%	1153	\$279.05	\$276.05	(\$3.00)	-1.07%	21
22	1500 to 2000 kWh	100	1.37%	99.38%	1662	\$449.68	\$433.16	(\$16.52)	-3.67%	22
23	2000 to 3000 kWh	34	0.47%	99.85%	2271	\$682.18	\$636.22	(\$45.96)	-6.74%	23
24	> 3000 kWh	11	0.15%	100.00%	4724	\$1,421.22	\$1,278.80	(\$142.42)	-10.02%	24
25	TOTAL	7279	100.00%	100.00%	799	\$179.93	\$178.95	(\$0.98)	-0.55%	25

Note: DR w/ HUC reflects SDG&E's residential tiered rate schedule (Schedule DR) effective November 1, 2018 (AL 3290-E). DR w/o HUC is SDG&E's proposal to eliminate the HUC Charge.

Declaration of Cynthia Fang  
November 30, 2018

APPENDIX C – ATTACHMENT C  
ILLUSTRATIVE CUSTOMERS WITH HUC USAGE DURING THE 12-MONTH PERIOD  
SAN DIEGO GAS AND ELECTRIC COMPANY  
PETITION FOR MODIFICATION OF D.15-07-001 AND D.17-07-006

**Typical Monthly Residential Energy Charges at DR w/ HUC and DR w/o HUC**  
**All Customers**  
**Non-CARE, Annual**

Line No.	Energy kWh	Number of Customers	% of Customers	% of Customers Cumulative	Avg kWh for the Range	DR w/ HUC (\$)	DR w/o HUC (\$)	CHANGE (\$)	CHANGE (%)	Line No.
1	< 25 kWh	4	0.01%	0.01%	-311	\$168.01	\$161.37	(\$6.64)	-3.96%	1
2	25 to 50 kWh	0	0.00%	0.01%	0	\$0.00	\$0.00	\$0.00	0.00%	2
3	50 to 75 kWh	0	0.00%	0.01%	0	\$0.00	\$0.00	\$0.00	0.00%	3
4	75 to 100 kWh	1	0.00%	0.01%	81	\$98.84	\$98.96	\$0.12	0.13%	4
5	100 to 125 kWh	0	0.00%	0.01%	0	\$0.00	\$0.00	\$0.00	0.00%	5
6	125 to 150 kWh	1	0.00%	0.01%	145	\$46.26	\$46.63	\$0.37	0.80%	6
7	150 to 200 kWh	19	0.02%	0.03%	177	\$66.34	\$66.13	(\$0.21)	-0.33%	7
8	200 to 250 kWh	62	0.08%	0.11%	229	\$78.52	\$78.06	(\$0.46)	-0.58%	8
9	250 to 300 kWh	140	0.17%	0.28%	280	\$94.41	\$93.97	(\$0.44)	-0.47%	9
10	300 to 350 kWh	322	0.39%	0.67%	329	\$108.74	\$108.42	(\$0.32)	-0.30%	10
11	350 to 400 kWh	583	0.71%	1.37%	377	\$122.66	\$122.50	(\$0.16)	-0.13%	11
12	400 to 450 kWh	965	1.17%	2.55%	427	\$138.78	\$138.77	(\$0.01)	-0.01%	12
13	450 to 500 kWh	1595	1.94%	4.49%	477	\$155.14	\$155.22	\$0.08	0.05%	13
14	500 to 550 kWh	2623	3.19%	7.67%	527	\$172.17	\$172.33	\$0.16	0.10%	14
15	550 to 600 kWh	3671	4.46%	12.13%	576	\$190.27	\$190.57	\$0.30	0.16%	15
16	600 to 650 kWh	4973	6.04%	18.18%	626	\$209.60	\$209.95	\$0.35	0.17%	16
17	650 to 700 kWh	5982	7.27%	25.45%	675	\$229.85	\$230.15	\$0.30	0.13%	17
18	700 to 800 kWh	12333	14.99%	40.43%	751	\$261.45	\$261.64	\$0.19	0.07%	18
19	800 to 900 kWh	11780	14.31%	54.74%	849	\$303.50	\$303.20	(\$0.30)	-0.10%	19
20	900 to 1000 kWh	9465	11.50%	66.24%	948	\$346.10	\$344.96	(\$1.14)	-0.33%	20
21	1000 to 1500 kWh	18709	22.73%	88.98%	1179	\$451.35	\$444.46	(\$6.89)	-1.53%	21
22	1500 to 2000 kWh	4104	4.99%	93.96%	1705	\$707.72	\$674.34	(\$33.38)	-4.72%	22
23	2000 to 3000 kWh	2360	2.87%	96.83%	2397	\$1,056.97	\$977.90	(\$79.07)	-7.48%	23
24	> 3000 kWh	2608	3.17%	100.00%	6060	\$2,906.94	\$2,579.10	(\$327.84)	-11.28%	24
25	TOTAL	82300	100.00%	100.00%	1105	\$432.27	\$416.29	(\$15.98)	-3.70%	25

Note: DR w/ HUC reflects SDG&E's residential tiered rate schedule (Schedule DR) effective November 1, 2018 (AL 3290-E). DR w/o HUC is SDG&E's proposal to eliminate the HUC Charge.

Declaration of Cynthia Fang  
November 30, 2018

APPENDIX C – ATTACHMENT C  
ILLUSTRATIVE CUSTOMERS WITH HUC USAGE DURING THE 12-MONTH PERIOD  
SAN DIEGO GAS AND ELECTRIC COMPANY  
PETITION FOR MODIFICATION OF D.15-07-001 AND D.17-07-006

**Typical Monthly Residential Energy Charges at DR w/ HUC and DR w/o HUC**  
**Coastal Customers**  
**FERA, Summer, Basic**

Line										Line
No.	Energy kWh	Number of Customers	% of Customers	% of Customers Cumulative	Avg kWh for the Range	DR w/ HUC (\$)	DR w/o HUC (\$)	CHANGE (\$)	CHANGE (%)	No.
1	< 25 kWh	0	0.00%	0.00%	0	\$0.00	\$0.00	\$0.00	0.00%	1
2	25 to 50 kWh	0	0.00%	0.00%	0	\$0.00	\$0.00	\$0.00	0.00%	2
3	50 to 75 kWh	0	0.00%	0.00%	0	\$0.00	\$0.00	\$0.00	0.00%	3
4	75 to 100 kWh	0	0.00%	0.00%	0	\$0.00	\$0.00	\$0.00	0.00%	4
5	100 to 125 kWh	0	0.00%	0.00%	0	\$0.00	\$0.00	\$0.00	0.00%	5
6	125 to 150 kWh	0	0.00%	0.00%	0	\$0.00	\$0.00	\$0.00	0.00%	6
7	150 to 200 kWh	0	0.00%	0.00%	0	\$0.00	\$0.00	\$0.00	0.00%	7
8	200 to 250 kWh	0	0.00%	0.00%	0	\$0.00	\$0.00	\$0.00	0.00%	8
9	250 to 300 kWh	0	0.00%	0.00%	0	\$0.00	\$0.00	\$0.00	0.00%	9
10	300 to 350 kWh	0	0.00%	0.00%	0	\$0.00	\$0.00	\$0.00	0.00%	10
11	350 to 400 kWh	0	0.00%	0.00%	0	\$0.00	\$0.00	\$0.00	0.00%	11
12	400 to 450 kWh	0	0.00%	0.00%	0	\$0.00	\$0.00	\$0.00	0.00%	12
13	450 to 500 kWh	0	0.00%	0.00%	0	\$0.00	\$0.00	\$0.00	0.00%	13
14	500 to 550 kWh	1	0.58%	0.58%	506	\$158.47	\$156.76	(\$1.71)	-1.08%	14
15	550 to 600 kWh	2	1.16%	1.74%	562	\$173.56	\$174.95	\$1.39	0.80%	15
16	600 to 650 kWh	8	4.65%	6.40%	626	\$203.79	\$203.52	(\$0.27)	-0.13%	16
17	650 to 700 kWh	5	2.91%	9.30%	687	\$224.73	\$223.97	(\$0.76)	-0.34%	17
18	700 to 800 kWh	15	8.72%	18.02%	773	\$262.57	\$262.51	(\$0.06)	-0.02%	18
19	800 to 900 kWh	26	15.12%	33.14%	846	\$290.39	\$290.91	\$0.52	0.18%	19
20	900 to 1000 kWh	38	22.09%	55.23%	952	\$335.14	\$334.75	(\$0.39)	-0.12%	20
21	1000 to 1500 kWh	62	36.05%	91.28%	1157	\$428.82	\$420.65	(\$8.17)	-1.91%	21
22	1500 to 2000 kWh	13	7.56%	98.84%	1632	\$655.04	\$620.37	(\$34.67)	-5.29%	22
23	2000 to 3000 kWh	1	0.58%	99.42%	2451	\$1,047.47	\$962.64	(\$84.83)	-8.10%	23
24	> 3000 kWh	1	0.58%	100.00%	4033	\$1,812.96	\$1,625.05	(\$187.91)	-10.36%	24
25	TOTAL	172	100.00%	100.00%	1042	\$380.50	\$373.31	(\$7.19)	-1.89%	25

Note: DR w/ HUC reflects SDG&E's residential tiered rate schedule (Schedule DR) effective November 1, 2018 (AL 3290-E). DR w/o HUC is SDG&E's proposal to eliminate the HUC Charge.

Declaration of Cynthia Fang  
November 30, 2018

APPENDIX C – ATTACHMENT C  
ILLUSTRATIVE CUSTOMERS WITH HUC USAGE DURING THE 12-MONTH PERIOD  
SAN DIEGO GAS AND ELECTRIC COMPANY  
PETITION FOR MODIFICATION OF D.15-07-001 AND D.17-07-006

**Typical Monthly Residential Energy Charges at DR w/ HUC and DR w/o HUC**  
**Coastal Customers**  
**FERA, Summer, All Electric**

Line										Line
No.	Energy kWh	Number of Customers	% of Customers	% of Customers Cumulative	Avg kWh for the Range	DR w/ HUC (\$)	DR w/o HUC (\$)	CHANGE (\$)	CHANGE (%)	No.
1	< 25 kWh	0	0.00%	0.00%	0	\$0.00	\$0.00	\$0.00	0.00%	1
2	25 to 50 kWh	0	0.00%	0.00%	0	\$0.00	\$0.00	\$0.00	0.00%	2
3	50 to 75 kWh	0	0.00%	0.00%	0	\$0.00	\$0.00	\$0.00	0.00%	3
4	75 to 100 kWh	0	0.00%	0.00%	0	\$0.00	\$0.00	\$0.00	0.00%	4
5	100 to 125 kWh	0	0.00%	0.00%	0	\$0.00	\$0.00	\$0.00	0.00%	5
6	125 to 150 kWh	0	0.00%	0.00%	0	\$0.00	\$0.00	\$0.00	0.00%	6
7	150 to 200 kWh	0	0.00%	0.00%	0	\$0.00	\$0.00	\$0.00	0.00%	7
8	200 to 250 kWh	0	0.00%	0.00%	0	\$0.00	\$0.00	\$0.00	0.00%	8
9	250 to 300 kWh	0	0.00%	0.00%	0	\$0.00	\$0.00	\$0.00	0.00%	9
10	300 to 350 kWh	0	0.00%	0.00%	0	\$0.00	\$0.00	\$0.00	0.00%	10
11	350 to 400 kWh	0	0.00%	0.00%	0	\$0.00	\$0.00	\$0.00	0.00%	11
12	400 to 450 kWh	1	2.33%	2.33%	407	\$117.34	\$118.28	\$0.94	0.80%	12
13	450 to 500 kWh	3	6.98%	9.30%	479	\$148.76	\$148.75	(\$0.01)	0.00%	13
14	500 to 550 kWh	1	2.33%	11.63%	517	\$163.41	\$163.21	(\$0.20)	-0.12%	14
15	550 to 600 kWh	1	2.33%	13.96%	582	\$188.17	\$186.18	(\$1.99)	-1.06%	15
16	600 to 650 kWh	1	2.33%	16.28%	642	\$209.18	\$209.80	\$0.62	0.29%	16
17	650 to 700 kWh	3	6.98%	23.26%	680	\$228.94	\$228.37	(\$0.57)	-0.25%	17
18	700 to 800 kWh	8	18.61%	41.86%	752	\$258.13	\$258.06	(\$0.07)	-0.03%	18
19	800 to 900 kWh	11	25.58%	67.44%	859	\$302.95	\$301.83	(\$1.12)	-0.37%	19
20	900 to 1000 kWh	6	13.95%	81.40%	962	\$346.10	\$343.76	(\$2.34)	-0.68%	20
21	1000 to 1500 kWh	8	18.61%	100.00%	1092	\$403.21	\$398.62	(\$4.59)	-1.14%	21
22	1500 to 2000 kWh	0	0.00%	100.00%	0	\$0.00	\$0.00	\$0.00	0.00%	22
23	2000 to 3000 kWh	0	0.00%	100.00%	0	\$0.00	\$0.00	\$0.00	0.00%	23
24	> 3000 kWh	0	0.00%	100.00%	0	\$0.00	\$0.00	\$0.00	0.00%	24
25	TOTAL	43	100.00%	100.00%	828	\$290.95	\$289.42	(\$1.53)	-0.53%	25

Note: DR w/ HUC reflects SDG&E's residential tiered rate schedule (Schedule DR) effective November 1, 2018 (AL 3290-E). DR w/o HUC is SDG&E's proposal to eliminate the HUC Charge.

Declaration of Cynthia Fang  
November 30, 2018

APPENDIX C – ATTACHMENT C  
ILLUSTRATIVE CUSTOMERS WITH HUC USAGE DURING THE 12-MONTH PERIOD  
SAN DIEGO GAS AND ELECTRIC COMPANY  
PETITION FOR MODIFICATION OF D.15-07-001 AND D.17-07-006

**Typical Monthly Residential Energy Charges at DR w/ HUC and DR w/o HUC**  
**Coastal Customers**  
**FERA, Winter, Basic**

Line										Line
No.	Energy kWh	Number of Customers	% of Customers	% of Customers Cumulative	Avg kWh for the Range	DR w/ HUC (\$)	DR w/o HUC (\$)	CHANGE (\$)	CHANGE (%)	No.
1	< 25 kWh	0	0.00%	0.00%	0	\$0.00	\$0.00	\$0.00	0.00%	1
2	25 to 50 kWh	0	0.00%	0.00%	0	\$0.00	\$0.00	\$0.00	0.00%	2
3	50 to 75 kWh	0	0.00%	0.00%	0	\$0.00	\$0.00	\$0.00	0.00%	3
4	75 to 100 kWh	0	0.00%	0.00%	0	\$0.00	\$0.00	\$0.00	0.00%	4
5	100 to 125 kWh	0	0.00%	0.00%	0	\$0.00	\$0.00	\$0.00	0.00%	5
6	125 to 150 kWh	0	0.00%	0.00%	0	\$0.00	\$0.00	\$0.00	0.00%	6
7	150 to 200 kWh	0	0.00%	0.00%	0	\$0.00	\$0.00	\$0.00	0.00%	7
8	200 to 250 kWh	2	1.16%	1.16%	240	\$48.46	\$48.92	\$0.46	0.95%	8
9	250 to 300 kWh	3	1.74%	2.91%	268	\$56.70	\$57.24	\$0.54	0.95%	9
10	300 to 350 kWh	6	3.49%	6.40%	325	\$67.70	\$68.34	\$0.64	0.94%	10
11	350 to 400 kWh	12	6.98%	13.37%	376	\$81.61	\$82.38	\$0.77	0.94%	11
12	400 to 450 kWh	15	8.72%	22.09%	432	\$98.93	\$99.86	\$0.93	0.94%	12
13	450 to 500 kWh	15	8.72%	30.81%	472	\$113.71	\$114.79	\$1.08	0.94%	13
14	500 to 550 kWh	12	6.98%	37.79%	527	\$131.61	\$132.85	\$1.24	0.95%	14
15	550 to 600 kWh	8	4.65%	42.44%	580	\$150.10	\$151.52	\$1.42	0.95%	15
16	600 to 650 kWh	14	8.14%	50.58%	626	\$167.09	\$168.61	\$1.52	0.91%	16
17	650 to 700 kWh	20	11.63%	62.21%	675	\$183.85	\$185.57	\$1.72	0.94%	17
18	700 to 800 kWh	19	11.05%	73.26%	747	\$209.00	\$210.95	\$1.95	0.93%	18
19	800 to 900 kWh	16	9.30%	82.56%	844	\$243.18	\$245.31	\$2.13	0.88%	19
20	900 to 1000 kWh	12	6.98%	89.54%	934	\$275.40	\$277.54	\$2.14	0.78%	20
21	1000 to 1500 kWh	15	8.72%	98.26%	1160	\$363.19	\$358.12	(\$5.07)	-1.40%	21
22	1500 to 2000 kWh	2	1.16%	99.42%	1760	\$603.71	\$571.50	(\$32.21)	-5.34%	22
23	2000 to 3000 kWh	1	0.58%	100.00%	2975	\$1,102.78	\$1,004.01	(\$98.77)	-8.96%	23
24	> 3000 kWh	0	0.00%	100.00%	0	\$0.00	\$0.00	\$0.00	0.00%	24
25	TOTAL	172	100.00%	100.00%	682	\$189.32	\$189.24	(\$0.08)	-0.05%	25

Note: DR w/ HUC reflects SDG&E's residential tiered rate schedule (Schedule DR) effective November 1, 2018 (AL 3290-E). DR w/o HUC is SDG&E's proposal to eliminate the HUC Charge.

Declaration of Cynthia Fang  
November 30, 2018

APPENDIX C – ATTACHMENT C  
ILLUSTRATIVE CUSTOMERS WITH HUC USAGE DURING THE 12-MONTH PERIOD  
SAN DIEGO GAS AND ELECTRIC COMPANY  
PETITION FOR MODIFICATION OF D.15-07-001 AND D.17-07-006

**Typical Monthly Residential Energy Charges at DR w/ HUC and DR w/o HUC**  
**Coastal Customers**  
**FERA, Winter, All Electric**

Line										Line
No.	Energy kWh	Number of Customers	% of Customers	% of Customers Cumulative	Avg kWh for the Range	DR w/ HUC (\$)	DR w/o HUC (\$)	CHANGE (\$)	CHANGE (%)	No.
1	< 25 kWh	0	0.00%	0.00%	0	\$0.00	\$0.00	\$0.00	0.00%	1
2	25 to 50 kWh	0	0.00%	0.00%	0	\$0.00	\$0.00	\$0.00	0.00%	2
3	50 to 75 kWh	0	0.00%	0.00%	0	\$0.00	\$0.00	\$0.00	0.00%	3
4	75 to 100 kWh	0	0.00%	0.00%	0	\$0.00	\$0.00	\$0.00	0.00%	4
5	100 to 125 kWh	0	0.00%	0.00%	0	\$0.00	\$0.00	\$0.00	0.00%	5
6	125 to 150 kWh	0	0.00%	0.00%	0	\$0.00	\$0.00	\$0.00	0.00%	6
7	150 to 200 kWh	0	0.00%	0.00%	0	\$0.00	\$0.00	\$0.00	0.00%	7
8	200 to 250 kWh	2	4.65%	4.65%	214	\$43.24	\$43.64	\$0.40	0.94%	8
9	250 to 300 kWh	4	9.30%	13.95%	277	\$55.95	\$56.48	\$0.53	0.95%	9
10	300 to 350 kWh	2	4.65%	18.60%	313	\$66.09	\$66.72	\$0.63	0.95%	10
11	350 to 400 kWh	4	9.30%	27.91%	383	\$82.02	\$82.80	\$0.78	0.95%	11
12	400 to 450 kWh	2	4.65%	32.56%	409	\$85.79	\$86.61	\$0.82	0.95%	12
13	450 to 500 kWh	4	9.30%	41.86%	491	\$103.75	\$104.74	\$0.99	0.95%	13
14	500 to 550 kWh	1	2.33%	44.19%	522	\$109.52	\$110.56	\$1.04	0.95%	14
15	550 to 600 kWh	4	9.30%	53.49%	573	\$123.40	\$124.58	\$1.18	0.95%	15
16	600 to 650 kWh	3	6.98%	60.46%	628	\$144.23	\$145.60	\$1.37	0.95%	16
17	650 to 700 kWh	2	4.65%	65.12%	672	\$156.75	\$158.24	\$1.49	0.95%	17
18	700 to 800 kWh	6	13.95%	79.07%	740	\$181.62	\$183.34	\$1.72	0.95%	18
19	800 to 900 kWh	3	6.98%	86.05%	854	\$221.06	\$223.16	\$2.10	0.95%	19
20	900 to 1000 kWh	2	4.65%	90.70%	981	\$265.84	\$268.36	\$2.52	0.95%	20
21	1000 to 1500 kWh	4	9.30%	100.00%	1131	\$318.54	\$321.53	\$2.99	0.94%	21
22	1500 to 2000 kWh	0	0.00%	100.00%	0	\$0.00	\$0.00	\$0.00	0.00%	22
23	2000 to 3000 kWh	0	0.00%	100.00%	0	\$0.00	\$0.00	\$0.00	0.00%	23
24	> 3000 kWh	0	0.00%	100.00%	0	\$0.00	\$0.00	\$0.00	0.00%	24
25	TOTAL	43	100.00%	100.00%	605	\$145.70	\$147.08	\$1.38	0.95%	25

Note: DR w/ HUC reflects SDG&E's residential tiered rate schedule (Schedule DR) effective November 1, 2018 (AL 3290-E). DR w/o HUC is SDG&E's proposal to eliminate the HUC Charge.

Declaration of Cynthia Fang  
November 30, 2018

APPENDIX C – ATTACHMENT C  
ILLUSTRATIVE CUSTOMERS WITH HUC USAGE DURING THE 12-MONTH PERIOD  
SAN DIEGO GAS AND ELECTRIC COMPANY  
PETITION FOR MODIFICATION OF D.15-07-001 AND D.17-07-006

**Typical Monthly Residential Energy Charges at DR w/ HUC and DR w/o HUC**  
**Coastal Customers**  
**FERA, Annual, Basic**

Line										Line
No.	Energy kWh	Number of Customers	% of Customers	% of Customers Cumulative	Avg kWh for the Range	DR w/ HUC (\$)	DR w/o HUC (\$)	CHANGE (\$)	CHANGE (%)	No.
1	< 25 kWh	0	0.00%	0.00%	0	\$0.00	\$0.00	\$0.00	0.00%	1
2	25 to 50 kWh	0	0.00%	0.00%	0	\$0.00	\$0.00	\$0.00	0.00%	2
3	50 to 75 kWh	0	0.00%	0.00%	0	\$0.00	\$0.00	\$0.00	0.00%	3
4	75 to 100 kWh	0	0.00%	0.00%	0	\$0.00	\$0.00	\$0.00	0.00%	4
5	100 to 125 kWh	0	0.00%	0.00%	0	\$0.00	\$0.00	\$0.00	0.00%	5
6	125 to 150 kWh	0	0.00%	0.00%	0	\$0.00	\$0.00	\$0.00	0.00%	6
7	150 to 200 kWh	0	0.00%	0.00%	0	\$0.00	\$0.00	\$0.00	0.00%	7
8	200 to 250 kWh	0	0.00%	0.00%	0	\$0.00	\$0.00	\$0.00	0.00%	8
9	250 to 300 kWh	0	0.00%	0.00%	0	\$0.00	\$0.00	\$0.00	0.00%	9
10	300 to 350 kWh	1	0.58%	0.58%	347	\$93.41	\$92.95	(\$0.46)	-0.49%	10
11	350 to 400 kWh	0	0.00%	0.58%	0	\$0.00	\$0.00	\$0.00	0.00%	11
12	400 to 450 kWh	2	1.16%	1.74%	424	\$114.00	\$114.87	\$0.87	0.76%	12
13	450 to 500 kWh	5	2.91%	4.65%	477	\$135.93	\$136.24	\$0.31	0.23%	13
14	500 to 550 kWh	9	5.23%	9.88%	524	\$150.43	\$150.74	\$0.31	0.21%	14
15	550 to 600 kWh	14	8.14%	18.02%	578	\$170.45	\$170.60	\$0.15	0.09%	15
16	600 to 650 kWh	14	8.14%	26.16%	626	\$187.95	\$188.21	\$0.26	0.14%	16
17	650 to 700 kWh	12	6.98%	33.14%	666	\$203.26	\$203.09	(\$0.17)	-0.09%	17
18	700 to 800 kWh	31	18.02%	51.16%	746	\$232.10	\$232.13	\$0.03	0.01%	18
19	800 to 900 kWh	32	18.61%	69.77%	836	\$265.60	\$265.60	\$0.00	0.00%	19
20	900 to 1000 kWh	20	11.63%	81.40%	950	\$311.89	\$309.52	(\$2.37)	-0.76%	20
21	1000 to 1500 kWh	28	16.28%	97.68%	1150	\$394.03	\$386.56	(\$7.47)	-1.90%	21
22	1500 to 2000 kWh	2	1.16%	98.84%	1656	\$624.33	\$583.95	(\$40.38)	-6.47%	22
23	2000 to 3000 kWh	1	0.58%	99.42%	2175	\$840.68	\$779.60	(\$61.08)	-7.27%	23
24	> 3000 kWh	1	0.58%	100.00%	3416	\$1,398.69	\$1,262.78	(\$135.91)	-9.72%	24
25	TOTAL	172	100.00%	100.00%	832	\$268.98	\$265.93	(\$3.05)	-1.13%	25

Note: DR w/ HUC reflects SDG&E's residential tiered rate schedule (Schedule DR) effective November 1, 2018 (AL 3290-E). DR w/o HUC is SDG&E's proposal to eliminate the HUC Charge.

Declaration of Cynthia Fang  
November 30, 2018

APPENDIX C – ATTACHMENT C  
ILLUSTRATIVE CUSTOMERS WITH HUC USAGE DURING THE 12-MONTH PERIOD  
SAN DIEGO GAS AND ELECTRIC COMPANY  
PETITION FOR MODIFICATION OF D.15-07-001 AND D.17-07-006

**Typical Monthly Residential Energy Charges at DR w/ HUC and DR w/o HUC  
Coastal Customers  
FERA, Annual, All Electric**

Line										Line
No.	Energy kWh	Number of Customers	% of Customers	% of Customers Cumulative	Avg kWh for the Range	DR w/ HUC (\$)	DR w/o HUC (\$)	CHANGE (\$)	CHANGE (%)	No.
1	< 25 kWh	0	0.00%	0.00%	0	\$0.00	\$0.00	\$0.00	0.00%	1
2	25 to 50 kWh	0	0.00%	0.00%	0	\$0.00	\$0.00	\$0.00	0.00%	2
3	50 to 75 kWh	0	0.00%	0.00%	0	\$0.00	\$0.00	\$0.00	0.00%	3
4	75 to 100 kWh	0	0.00%	0.00%	0	\$0.00	\$0.00	\$0.00	0.00%	4
5	100 to 125 kWh	0	0.00%	0.00%	0	\$0.00	\$0.00	\$0.00	0.00%	5
6	125 to 150 kWh	0	0.00%	0.00%	0	\$0.00	\$0.00	\$0.00	0.00%	6
7	150 to 200 kWh	0	0.00%	0.00%	0	\$0.00	\$0.00	\$0.00	0.00%	7
8	200 to 250 kWh	0	0.00%	0.00%	0	\$0.00	\$0.00	\$0.00	0.00%	8
9	250 to 300 kWh	0	0.00%	0.00%	0	\$0.00	\$0.00	\$0.00	0.00%	9
10	300 to 350 kWh	2	4.65%	4.65%	341	\$90.36	\$90.50	\$0.14	0.15%	10
11	350 to 400 kWh	0	0.00%	4.65%	0	\$0.00	\$0.00	\$0.00	0.00%	11
12	400 to 450 kWh	4	9.30%	13.95%	424	\$120.16	\$119.74	(\$0.42)	-0.35%	12
13	450 to 500 kWh	2	4.65%	18.60%	482	\$138.83	\$139.57	\$0.74	0.53%	13
14	500 to 550 kWh	5	11.63%	30.23%	513	\$142.34	\$142.48	\$0.14	0.10%	14
15	550 to 600 kWh	3	6.98%	37.21%	581	\$176.05	\$174.54	(\$1.51)	-0.85%	15
16	600 to 650 kWh	3	6.98%	44.19%	620	\$170.33	\$171.52	\$1.19	0.70%	16
17	650 to 700 kWh	2	4.65%	48.84%	681	\$196.30	\$196.91	\$0.61	0.31%	17
18	700 to 800 kWh	7	16.28%	65.12%	741	\$215.42	\$216.26	\$0.84	0.39%	18
19	800 to 900 kWh	9	20.93%	86.05%	844	\$252.73	\$253.08	\$0.35	0.14%	19
20	900 to 1000 kWh	1	2.33%	88.37%	972	\$303.52	\$302.21	(\$1.31)	-0.43%	20
21	1000 to 1500 kWh	5	11.63%	100.00%	1074	\$339.82	\$339.50	(\$0.32)	-0.09%	21
22	1500 to 2000 kWh	0	0.00%	100.00%	0	\$0.00	\$0.00	\$0.00	0.00%	22
23	2000 to 3000 kWh	0	0.00%	100.00%	0	\$0.00	\$0.00	\$0.00	0.00%	23
24	> 3000 kWh	0	0.00%	100.00%	0	\$0.00	\$0.00	\$0.00	0.00%	24
25	TOTAL	43	100.00%	100.00%	698	\$206.22	\$206.39	\$0.17	0.08%	25

Note: DR w/ HUC reflects SDG&E's residential tiered rate schedule (Schedule DR) effective November 1, 2018 (AL 3290-E). DR w/o HUC is SDG&E's proposal to eliminate the HUC Charge.

Declaration of Cynthia Fang  
November 30, 2018



APPENDIX C – ATTACHMENT C  
ILLUSTRATIVE CUSTOMERS WITH HUC USAGE DURING THE 12-MONTH PERIOD  
SAN DIEGO GAS AND ELECTRIC COMPANY  
PETITION FOR MODIFICATION OF D.15-07-001 AND D.17-07-006

**Typical Monthly Residential Energy Charges at DR w/ HUC and DR w/o HUC  
Desert Customers  
FERA, Summer, Basic**

Line										Line
No.	Energy kWh	Number of Customers	% of Customers	% of Customers Cumulative	Avg kWh for the Range	DR w/ HUC (\$)	DR w/o HUC (\$)	CHANGE (\$)	CHANGE (%)	No.
1	< 25 kWh	0	0.00%	0.00%	0	\$0.00	\$0.00	\$0.00	0.00%	1
2	25 to 50 kWh	0	0.00%	0.00%	0	\$0.00	\$0.00	\$0.00	0.00%	2
3	50 to 75 kWh	0	0.00%	0.00%	0	\$0.00	\$0.00	\$0.00	0.00%	3
4	75 to 100 kWh	0	0.00%	0.00%	0	\$0.00	\$0.00	\$0.00	0.00%	4
5	100 to 125 kWh	0	0.00%	0.00%	0	\$0.00	\$0.00	\$0.00	0.00%	5
6	125 to 150 kWh	0	0.00%	0.00%	0	\$0.00	\$0.00	\$0.00	0.00%	6
7	150 to 200 kWh	0	0.00%	0.00%	0	\$0.00	\$0.00	\$0.00	0.00%	7
8	200 to 250 kWh	0	0.00%	0.00%	0	\$0.00	\$0.00	\$0.00	0.00%	8
9	250 to 300 kWh	0	0.00%	0.00%	0	\$0.00	\$0.00	\$0.00	0.00%	9
10	300 to 350 kWh	0	0.00%	0.00%	0	\$0.00	\$0.00	\$0.00	0.00%	10
11	350 to 400 kWh	0	0.00%	0.00%	0	\$0.00	\$0.00	\$0.00	0.00%	11
12	400 to 450 kWh	0	0.00%	0.00%	0	\$0.00	\$0.00	\$0.00	0.00%	12
13	450 to 500 kWh	0	0.00%	0.00%	0	\$0.00	\$0.00	\$0.00	0.00%	13
14	500 to 550 kWh	0	0.00%	0.00%	0	\$0.00	\$0.00	\$0.00	0.00%	14
15	550 to 600 kWh	0	0.00%	0.00%	0	\$0.00	\$0.00	\$0.00	0.00%	15
16	600 to 650 kWh	0	0.00%	0.00%	0	\$0.00	\$0.00	\$0.00	0.00%	16
17	650 to 700 kWh	0	0.00%	0.00%	0	\$0.00	\$0.00	\$0.00	0.00%	17
18	700 to 800 kWh	0	0.00%	0.00%	0	\$0.00	\$0.00	\$0.00	0.00%	18
19	800 to 900 kWh	0	0.00%	0.00%	0	\$0.00	\$0.00	\$0.00	0.00%	19
20	900 to 1000 kWh	0	0.00%	0.00%	0	\$0.00	\$0.00	\$0.00	0.00%	20
21	1000 to 1500 kWh	1	100.00%	100.00%	1302	\$433.10	\$433.18	\$0.08	0.02%	21
22	1500 to 2000 kWh	0	0.00%	100.00%	0	\$0.00	\$0.00	\$0.00	0.00%	22
23	2000 to 3000 kWh	0	0.00%	100.00%	0	\$0.00	\$0.00	\$0.00	0.00%	23
24	> 3000 kWh	0	0.00%	100.00%	0	\$0.00	\$0.00	\$0.00	0.00%	24
25	TOTAL	1	100.00%	100.00%	1302	\$433.10	\$433.18	\$0.08	0.02%	25

Note: DR w/ HUC reflects SDG&E’s residential tiered rate schedule (Schedule DR) effective November 1, 2018 (AL 3290-E). DR w/o HUC is SDG&E’s proposal to eliminate the HUC Charge.

Declaration of Cynthia Fang  
November 30, 2018

APPENDIX C – ATTACHMENT C  
 ILLUSTRATIVE CUSTOMERS WITH HUC USAGE DURING THE 12-MONTH PERIOD  
 SAN DIEGO GAS AND ELECTRIC COMPANY  
 PETITION FOR MODIFICATION OF D.15-07-001 AND D.17-07-006

**Typical Monthly Residential Energy Charges at DR w/ HUC and DR w/o HUC**  
**Desert Customers**  
**FERA, Summer, All Electric**

Line No.	Energy kWh	Number of Customers	% of Customers	% of Customers Cumulative	Avg kWh for the Range	DR w/ HUC (\$)	DR w/o HUC (\$)	CHANGE (\$)	CHANGE (%)	Line No.
1	< 25 kWh	0								1
2	25 to 50 kWh	0								2
3	50 to 75 kWh	0								3
4	75 to 100 kWh	0								4
5	100 to 125 kWh	0								5
6	125 to 150 kWh	0								6
7	150 to 200 kWh	0								7
8	200 to 250 kWh	0								8
9	250 to 300 kWh	0								9
10	300 to 350 kWh	0								10
11	350 to 400 kWh	0								11
12	400 to 450 kWh	0								12
13	450 to 500 kWh	0								13
14	500 to 550 kWh	0								14
15	550 to 600 kWh	0								15
16	600 to 650 kWh	0								16
17	650 to 700 kWh	0								17
18	700 to 800 kWh	0								18
19	800 to 900 kWh	0								19
20	900 to 1000 kWh	0								20
21	1000 to 1500 kWh	0								21
22	1500 to 2000 kWh	0								22
23	2000 to 3000 kWh	0								23
24	> 3000 kWh	0								24
25	TOTAL	0								25

Note: DR w/ HUC reflects SDG&E's residential tiered rate schedule (Schedule DR) effective November 1, 2018 (AL 3290-E). DR w/o HUC is SDG&E's proposal to eliminate the HUC Charge.

Declaration of Cynthia Fang  
 November 30, 2018

APPENDIX C – ATTACHMENT C  
ILLUSTRATIVE CUSTOMERS WITH HUC USAGE DURING THE 12-MONTH PERIOD  
SAN DIEGO GAS AND ELECTRIC COMPANY  
PETITION FOR MODIFICATION OF D.15-07-001 AND D.17-07-006

**Typical Monthly Residential Energy Charges at DR w/ HUC and DR w/o HUC**  
**Desert Customers**  
**FERA, Winter, Basic**

Line No.	Energy kWh	Number of Customers	% of Customers	% of Customers Cumulative	Avg kWh for the Range	DR w/ HUC (\$)	DR w/o HUC (\$)	CHANGE (\$)	CHANGE (%)	Line No.
1	< 25 kWh	0	0.00%	0.00%	0	\$0.00	\$0.00	\$0.00	0.00%	1
2	25 to 50 kWh	0	0.00%	0.00%	0	\$0.00	\$0.00	\$0.00	0.00%	2
3	50 to 75 kWh	0	0.00%	0.00%	0	\$0.00	\$0.00	\$0.00	0.00%	3
4	75 to 100 kWh	0	0.00%	0.00%	0	\$0.00	\$0.00	\$0.00	0.00%	4
5	100 to 125 kWh	0	0.00%	0.00%	0	\$0.00	\$0.00	\$0.00	0.00%	5
6	125 to 150 kWh	0	0.00%	0.00%	0	\$0.00	\$0.00	\$0.00	0.00%	6
7	150 to 200 kWh	0	0.00%	0.00%	0	\$0.00	\$0.00	\$0.00	0.00%	7
8	200 to 250 kWh	0	0.00%	0.00%	0	\$0.00	\$0.00	\$0.00	0.00%	8
9	250 to 300 kWh	0	0.00%	0.00%	0	\$0.00	\$0.00	\$0.00	0.00%	9
10	300 to 350 kWh	0	0.00%	0.00%	0	\$0.00	\$0.00	\$0.00	0.00%	10
11	350 to 400 kWh	0	0.00%	0.00%	0	\$0.00	\$0.00	\$0.00	0.00%	11
12	400 to 450 kWh	0	0.00%	0.00%	0	\$0.00	\$0.00	\$0.00	0.00%	12
13	450 to 500 kWh	0	0.00%	0.00%	0	\$0.00	\$0.00	\$0.00	0.00%	13
14	500 to 550 kWh	0	0.00%	0.00%	0	\$0.00	\$0.00	\$0.00	0.00%	14
15	550 to 600 kWh	0	0.00%	0.00%	0	\$0.00	\$0.00	\$0.00	0.00%	15
16	600 to 650 kWh	0	0.00%	0.00%	0	\$0.00	\$0.00	\$0.00	0.00%	16
17	650 to 700 kWh	1	100.00%	100.00%	661	\$168.37	\$169.97	\$1.60	0.95%	17
18	700 to 800 kWh	0	0.00%	100.00%	0	\$0.00	\$0.00	\$0.00	0.00%	18
19	800 to 900 kWh	0	0.00%	100.00%	0	\$0.00	\$0.00	\$0.00	0.00%	19
20	900 to 1000 kWh	0	0.00%	100.00%	0	\$0.00	\$0.00	\$0.00	0.00%	20
21	1000 to 1500 kWh	0	0.00%	100.00%	0	\$0.00	\$0.00	\$0.00	0.00%	21
22	1500 to 2000 kWh	0	0.00%	100.00%	0	\$0.00	\$0.00	\$0.00	0.00%	22
23	2000 to 3000 kWh	0	0.00%	100.00%	0	\$0.00	\$0.00	\$0.00	0.00%	23
24	> 3000 kWh	0	0.00%	100.00%	0	\$0.00	\$0.00	\$0.00	0.00%	24
25	TOTAL	1	100.00%	100.00%	661	\$168.37	\$169.97	\$1.60	0.95%	25

Note: DR w/ HUC reflects SDG&E’s residential tiered rate schedule (Schedule DR) effective November 1, 2018 (AL 3290-E). DR w/o HUC is SDG&E’s proposal to eliminate the HUC Charge.

Declaration of Cynthia Fang  
November 30, 2018

APPENDIX C – ATTACHMENT C  
ILLUSTRATIVE CUSTOMERS WITH HUC USAGE DURING THE 12-MONTH PERIOD  
SAN DIEGO GAS AND ELECTRIC COMPANY  
PETITION FOR MODIFICATION OF D.15-07-001 AND D.17-07-006

**Typical Monthly Residential Energy Charges at DR w/ HUC and DR w/o HUC  
Desert Customers  
FERA, Winter, All Electric**

Line No.	Energy kWh	Number of Customers	% of Customers	% of Customers Cumulative	Avg kWh for the Range	DR w/ HUC (\$)	DR w/o HUC (\$)	CHANGE (\$)	CHANGE (%)	Line No.
1	< 25 kWh	0								1
2	25 to 50 kWh	0								2
3	50 to 75 kWh	0								3
4	75 to 100 kWh	0								4
5	100 to 125 kWh	0								5
6	125 to 150 kWh	0								6
7	150 to 200 kWh	0								7
8	200 to 250 kWh	0								8
9	250 to 300 kWh	0								9
10	300 to 350 kWh	0								10
11	350 to 400 kWh	0								11
12	400 to 450 kWh	0								12
13	450 to 500 kWh	0								13
14	500 to 550 kWh	0								14
15	550 to 600 kWh	0								15
16	600 to 650 kWh	0								16
17	650 to 700 kWh	0								17
18	700 to 800 kWh	0								18
19	800 to 900 kWh	0								19
20	900 to 1000 kWh	0								20
21	1000 to 1500 kWh	0								21
22	1500 to 2000 kWh	0								22
23	2000 to 3000 kWh	0								23
24	> 3000 kWh	0								24
25	TOTAL	0								25

Note: DR w/ HUC reflects SDG&E’s residential tiered rate schedule (Schedule DR) effective November 1, 2018 (AL 3290-E). DR w/o HUC is SDG&E’s proposal to eliminate the HUC Charge.

Declaration of Cynthia Fang  
November 30, 2018

APPENDIX C – ATTACHMENT C  
ILLUSTRATIVE CUSTOMERS WITH HUC USAGE DURING THE 12-MONTH PERIOD  
SAN DIEGO GAS AND ELECTRIC COMPANY  
PETITION FOR MODIFICATION OF D.15-07-001 AND D.17-07-006

**Typical Monthly Residential Energy Charges at DR w/ HUC and DR w/o HUC**  
**Desert Customers**  
**FERA, Annual, Basic**

Line No.	Energy kWh	Number of Customers	% of Customers	% of Customers Cumulative	Avg kWh for the Range	DR w/ HUC (\$)	DR w/o HUC (\$)	CHANGE (\$)	CHANGE (%)	Line No.
1	< 25 kWh	0	0.00%	0.00%	0	\$0.00	\$0.00	\$0.00	0.00%	1
2	25 to 50 kWh	0	0.00%	0.00%	0	\$0.00	\$0.00	\$0.00	0.00%	2
3	50 to 75 kWh	0	0.00%	0.00%	0	\$0.00	\$0.00	\$0.00	0.00%	3
4	75 to 100 kWh	0	0.00%	0.00%	0	\$0.00	\$0.00	\$0.00	0.00%	4
5	100 to 125 kWh	0	0.00%	0.00%	0	\$0.00	\$0.00	\$0.00	0.00%	5
6	125 to 150 kWh	0	0.00%	0.00%	0	\$0.00	\$0.00	\$0.00	0.00%	6
7	150 to 200 kWh	0	0.00%	0.00%	0	\$0.00	\$0.00	\$0.00	0.00%	7
8	200 to 250 kWh	0	0.00%	0.00%	0	\$0.00	\$0.00	\$0.00	0.00%	8
9	250 to 300 kWh	0	0.00%	0.00%	0	\$0.00	\$0.00	\$0.00	0.00%	9
10	300 to 350 kWh	0	0.00%	0.00%	0	\$0.00	\$0.00	\$0.00	0.00%	10
11	350 to 400 kWh	0	0.00%	0.00%	0	\$0.00	\$0.00	\$0.00	0.00%	11
12	400 to 450 kWh	0	0.00%	0.00%	0	\$0.00	\$0.00	\$0.00	0.00%	12
13	450 to 500 kWh	0	0.00%	0.00%	0	\$0.00	\$0.00	\$0.00	0.00%	13
14	500 to 550 kWh	0	0.00%	0.00%	0	\$0.00	\$0.00	\$0.00	0.00%	14
15	550 to 600 kWh	0	0.00%	0.00%	0	\$0.00	\$0.00	\$0.00	0.00%	15
16	600 to 650 kWh	0	0.00%	0.00%	0	\$0.00	\$0.00	\$0.00	0.00%	16
17	650 to 700 kWh	0	0.00%	0.00%	0	\$0.00	\$0.00	\$0.00	0.00%	17
18	700 to 800 kWh	0	0.00%	0.00%	0	\$0.00	\$0.00	\$0.00	0.00%	18
19	800 to 900 kWh	0	0.00%	0.00%	0	\$0.00	\$0.00	\$0.00	0.00%	19
20	900 to 1000 kWh	1	100.00%	100.00%	928	\$278.68	\$279.64	\$0.96	0.35%	20
21	1000 to 1500 kWh	0	0.00%	100.00%	0	\$0.00	\$0.00	\$0.00	0.00%	21
22	1500 to 2000 kWh	0	0.00%	100.00%	0	\$0.00	\$0.00	\$0.00	0.00%	22
23	2000 to 3000 kWh	0	0.00%	100.00%	0	\$0.00	\$0.00	\$0.00	0.00%	23
24	> 3000 kWh	0	0.00%	100.00%	0	\$0.00	\$0.00	\$0.00	0.00%	24
25	TOTAL	1	100.00%	100.00%	928	\$278.68	\$279.64	\$0.96	0.35%	25

Note: DR w/ HUC reflects SDG&E’s residential tiered rate schedule (Schedule DR) effective November 1, 2018 (AL 3290-E). DR w/o HUC is SDG&E’s proposal to eliminate the HUC Charge.

Declaration of Cynthia Fang  
November 30, 2018

APPENDIX C – ATTACHMENT C  
 ILLUSTRATIVE CUSTOMERS WITH HUC USAGE DURING THE 12-MONTH PERIOD  
 SAN DIEGO GAS AND ELECTRIC COMPANY  
 PETITION FOR MODIFICATION OF D.15-07-001 AND D.17-07-006

**Typical Monthly Residential Energy Charges at DR w/ HUC and DR w/o HUC  
 Desert Customers  
 FERA, Annual, All Electric**

Line No.	Energy kWh	Number of Customers	% of Customers	% of Customers Cumulative	Avg kWh for the Range	DR w/ HUC (\$)	DR w/o HUC (\$)	CHANGE (\$)	CHANGE (%)	Line No.
1	< 25 kWh	0								1
2	25 to 50 kWh	0								2
3	50 to 75 kWh	0								3
4	75 to 100 kWh	0								4
5	100 to 125 kWh	0								5
6	125 to 150 kWh	0								6
7	150 to 200 kWh	0								7
8	200 to 250 kWh	0								8
9	250 to 300 kWh	0								9
10	300 to 350 kWh	0								10
11	350 to 400 kWh	0								11
12	400 to 450 kWh	0								12
13	450 to 500 kWh	0								13
14	500 to 550 kWh	0								14
15	550 to 600 kWh	0								15
16	600 to 650 kWh	0								16
17	650 to 700 kWh	0								17
18	700 to 800 kWh	0								18
19	800 to 900 kWh	0								19
20	900 to 1000 kWh	0								20
21	1000 to 1500 kWh	0								21
22	1500 to 2000 kWh	0								22
23	2000 to 3000 kWh	0								23
24	> 3000 kWh	0								24
25	TOTAL	0								25

Note: DR w/ HUC reflects SDG&E’s residential tiered rate schedule (Schedule DR) effective November 1, 2018 (AL 3290-E). DR w/o HUC is SDG&E’s proposal to eliminate the HUC Charge.

Declaration of Cynthia Fang  
 November 30, 2018

APPENDIX C – ATTACHMENT C  
ILLUSTRATIVE CUSTOMERS WITH HUC USAGE DURING THE 12-MONTH PERIOD  
SAN DIEGO GAS AND ELECTRIC COMPANY  
PETITION FOR MODIFICATION OF D.15-07-001 AND D.17-07-006

**Typical Monthly Residential Energy Charges at DR w/ HUC and DR w/o HUC  
Inland Customers  
FERA, Summer, Basic**

Line										Line
No.	Energy kWh	Number of Customers	% of Customers	% of Customers Cumulative	Avg kWh for the Range	DR w/ HUC (\$)	DR w/o HUC (\$)	CHANGE (\$)	CHANGE (%)	No.
1	< 25 kWh	0	0.00%	0.00%	0	\$0.00	\$0.00	\$0.00	0.00%	1
2	25 to 50 kWh	0	0.00%	0.00%	0	\$0.00	\$0.00	\$0.00	0.00%	2
3	50 to 75 kWh	0	0.00%	0.00%	0	\$0.00	\$0.00	\$0.00	0.00%	3
4	75 to 100 kWh	0	0.00%	0.00%	0	\$0.00	\$0.00	\$0.00	0.00%	4
5	100 to 125 kWh	0	0.00%	0.00%	0	\$0.00	\$0.00	\$0.00	0.00%	5
6	125 to 150 kWh	0	0.00%	0.00%	0	\$0.00	\$0.00	\$0.00	0.00%	6
7	150 to 200 kWh	0	0.00%	0.00%	0	\$0.00	\$0.00	\$0.00	0.00%	7
8	200 to 250 kWh	0	0.00%	0.00%	0	\$0.00	\$0.00	\$0.00	0.00%	8
9	250 to 300 kWh	1	0.38%	0.38%	300	\$72.59	\$73.18	\$0.59	0.80%	9
10	300 to 350 kWh	0	0.00%	0.38%	0	\$0.00	\$0.00	\$0.00	0.00%	10
11	350 to 400 kWh	0	0.00%	0.38%	0	\$0.00	\$0.00	\$0.00	0.00%	11
12	400 to 450 kWh	0	0.00%	0.38%	0	\$0.00	\$0.00	\$0.00	0.00%	12
13	450 to 500 kWh	0	0.00%	0.38%	0	\$0.00	\$0.00	\$0.00	0.00%	13
14	500 to 550 kWh	0	0.00%	0.38%	0	\$0.00	\$0.00	\$0.00	0.00%	14
15	550 to 600 kWh	1	0.38%	0.75%	598	\$195.44	\$196.54	\$1.10	0.56%	15
16	600 to 650 kWh	5	1.88%	2.63%	632	\$199.02	\$199.30	\$0.28	0.14%	16
17	650 to 700 kWh	1	0.38%	3.01%	675	\$229.28	\$229.83	\$0.55	0.24%	17
18	700 to 800 kWh	12	4.51%	7.52%	771	\$253.49	\$253.66	\$0.17	0.07%	18
19	800 to 900 kWh	21	7.90%	15.41%	851	\$284.31	\$284.96	\$0.65	0.23%	19
20	900 to 1000 kWh	43	16.17%	31.58%	964	\$330.04	\$330.29	\$0.25	0.08%	20
21	1000 to 1500 kWh	164	61.65%	93.23%	1171	\$419.69	\$416.48	(\$3.21)	-0.77%	21
22	1500 to 2000 kWh	13	4.89%	98.12%	1743	\$686.27	\$655.90	(\$30.37)	-4.42%	22
23	2000 to 3000 kWh	5	1.88%	100.00%	2421	\$1,011.54	\$940.23	(\$71.31)	-7.05%	23
24	> 3000 kWh	0	0.00%	100.00%	0	\$0.00	\$0.00	\$0.00	0.00%	24
25	TOTAL	266	100.00%	100.00%	1128	\$404.16	\$399.46	(\$4.70)	-1.16%	25

Note: DR w/ HUC reflects SDG&E's residential tiered rate schedule (Schedule DR) effective November 1, 2018 (AL 3290-E). DR w/o HUC is SDG&E's proposal to eliminate the HUC Charge.

Declaration of Cynthia Fang  
November 30, 2018

APPENDIX C – ATTACHMENT C  
ILLUSTRATIVE CUSTOMERS WITH HUC USAGE DURING THE 12-MONTH PERIOD  
SAN DIEGO GAS AND ELECTRIC COMPANY  
PETITION FOR MODIFICATION OF D.15-07-001 AND D.17-07-006

**Typical Monthly Residential Energy Charges at DR w/ HUC and DR w/o HUC  
Inland Customers  
FERA, Summer, All Electric**

Line										Line
No.	Energy kWh	Number of Customers	% of Customers	% of Customers Cumulative	Avg kWh for the Range	DR w/ HUC (\$)	DR w/o HUC (\$)	CHANGE (\$)	CHANGE (%)	No.
1	< 25 kWh	0	0.00%	0.00%	0	\$0.00	\$0.00	\$0.00	0.00%	1
2	25 to 50 kWh	0	0.00%	0.00%	0	\$0.00	\$0.00	\$0.00	0.00%	2
3	50 to 75 kWh	0	0.00%	0.00%	0	\$0.00	\$0.00	\$0.00	0.00%	3
4	75 to 100 kWh	0	0.00%	0.00%	0	\$0.00	\$0.00	\$0.00	0.00%	4
5	100 to 125 kWh	0	0.00%	0.00%	0	\$0.00	\$0.00	\$0.00	0.00%	5
6	125 to 150 kWh	0	0.00%	0.00%	0	\$0.00	\$0.00	\$0.00	0.00%	6
7	150 to 200 kWh	0	0.00%	0.00%	0	\$0.00	\$0.00	\$0.00	0.00%	7
8	200 to 250 kWh	0	0.00%	0.00%	0	\$0.00	\$0.00	\$0.00	0.00%	8
9	250 to 300 kWh	0	0.00%	0.00%	0	\$0.00	\$0.00	\$0.00	0.00%	9
10	300 to 350 kWh	0	0.00%	0.00%	0	\$0.00	\$0.00	\$0.00	0.00%	10
11	350 to 400 kWh	0	0.00%	0.00%	0	\$0.00	\$0.00	\$0.00	0.00%	11
12	400 to 450 kWh	0	0.00%	0.00%	0	\$0.00	\$0.00	\$0.00	0.00%	12
13	450 to 500 kWh	0	0.00%	0.00%	0	\$0.00	\$0.00	\$0.00	0.00%	13
14	500 to 550 kWh	0	0.00%	0.00%	0	\$0.00	\$0.00	\$0.00	0.00%	14
15	550 to 600 kWh	0	0.00%	0.00%	0	\$0.00	\$0.00	\$0.00	0.00%	15
16	600 to 650 kWh	0	0.00%	0.00%	0	\$0.00	\$0.00	\$0.00	0.00%	16
17	650 to 700 kWh	1	1.70%	1.70%	660	\$218.30	\$216.72	(\$1.58)	-0.72%	17
18	700 to 800 kWh	5	8.48%	10.17%	790	\$267.96	\$266.50	(\$1.46)	-0.55%	18
19	800 to 900 kWh	6	10.17%	20.34%	861	\$288.93	\$289.05	\$0.12	0.04%	19
20	900 to 1000 kWh	7	11.86%	32.20%	957	\$318.29	\$317.91	(\$0.38)	-0.12%	20
21	1000 to 1500 kWh	29	49.15%	81.36%	1169	\$420.76	\$417.81	(\$2.95)	-0.70%	21
22	1500 to 2000 kWh	9	15.25%	96.61%	1661	\$651.77	\$623.80	(\$27.97)	-4.29%	22
23	2000 to 3000 kWh	2	3.39%	100.00%	2455	\$1,032.29	\$956.36	(\$75.93)	-7.36%	23
24	> 3000 kWh	0	0.00%	100.00%	0	\$0.00	\$0.00	\$0.00	0.00%	24
25	TOTAL	59	100.00%	100.00%	1190	\$434.78	\$426.31	(\$8.47)	-1.95%	25

Note: DR w/ HUC reflects SDG&E's residential tiered rate schedule (Schedule DR) effective November 1, 2018 (AL 3290-E). DR w/o HUC is SDG&E's proposal to eliminate the HUC Charge.

Declaration of Cynthia Fang  
November 30, 2018



APPENDIX C – ATTACHMENT C  
ILLUSTRATIVE CUSTOMERS WITH HUC USAGE DURING THE 12-MONTH PERIOD  
SAN DIEGO GAS AND ELECTRIC COMPANY  
PETITION FOR MODIFICATION OF D.15-07-001 AND D.17-07-006

**Typical Monthly Residential Energy Charges at DR w/ HUC and DR w/o HUC  
Inland Customers  
FERA, Winter, Basic**

Line										Line
No.	Energy kWh	Number of Customers	% of Customers	% of Customers Cumulative	Avg kWh for the Range	DR w/ HUC (\$)	DR w/o HUC (\$)	CHANGE (\$)	CHANGE (%)	No.
1	< 25 kWh	0	0.00%	0.00%	0	\$0.00	\$0.00	\$0.00	0.00%	1
2	25 to 50 kWh	0	0.00%	0.00%	0	\$0.00	\$0.00	\$0.00	0.00%	2
3	50 to 75 kWh	0	0.00%	0.00%	0	\$0.00	\$0.00	\$0.00	0.00%	3
4	75 to 100 kWh	1	0.38%	0.38%	95	\$19.28	\$19.46	\$0.18	0.95%	4
5	100 to 125 kWh	1	0.38%	0.75%	108	\$22.89	\$23.10	\$0.21	0.90%	5
6	125 to 150 kWh	0	0.00%	0.75%	0	\$0.00	\$0.00	\$0.00	0.00%	6
7	150 to 200 kWh	0	0.00%	0.75%	0	\$0.00	\$0.00	\$0.00	0.00%	7
8	200 to 250 kWh	1	0.38%	1.13%	219	\$44.38	\$44.80	\$0.42	0.94%	8
9	250 to 300 kWh	6	2.26%	3.38%	288	\$58.86	\$59.41	\$0.55	0.94%	9
10	300 to 350 kWh	15	5.64%	9.02%	329	\$68.64	\$69.29	\$0.65	0.94%	10
11	350 to 400 kWh	17	6.39%	15.41%	376	\$78.40	\$79.14	\$0.74	0.94%	11
12	400 to 450 kWh	11	4.14%	19.55%	431	\$97.11	\$98.03	\$0.92	0.94%	12
13	450 to 500 kWh	18	6.77%	26.32%	481	\$113.43	\$114.50	\$1.07	0.94%	13
14	500 to 550 kWh	24	9.02%	35.34%	522	\$127.62	\$128.82	\$1.20	0.94%	14
15	550 to 600 kWh	21	7.90%	43.23%	569	\$144.16	\$145.52	\$1.36	0.94%	15
16	600 to 650 kWh	24	9.02%	52.26%	622	\$162.59	\$164.10	\$1.51	0.92%	16
17	650 to 700 kWh	20	7.52%	59.78%	674	\$180.77	\$182.47	\$1.70	0.94%	17
18	700 to 800 kWh	31	11.65%	71.43%	751	\$208.50	\$210.40	\$1.90	0.91%	18
19	800 to 900 kWh	23	8.65%	80.08%	842	\$240.59	\$242.39	\$1.80	0.75%	19
20	900 to 1000 kWh	15	5.64%	85.72%	949	\$278.22	\$280.27	\$2.05	0.74%	20
21	1000 to 1500 kWh	36	13.53%	99.25%	1142	\$351.27	\$349.35	(\$1.92)	-0.55%	21
22	1500 to 2000 kWh	2	0.75%	100.00%	1622	\$541.83	\$520.03	(\$21.80)	-4.02%	22
23	2000 to 3000 kWh	0	0.00%	100.00%	0	\$0.00	\$0.00	\$0.00	0.00%	23
24	> 3000 kWh	0	0.00%	100.00%	0	\$0.00	\$0.00	\$0.00	0.00%	24
25	TOTAL	266	100.00%	100.00%	681	\$185.79	\$186.55	\$0.76	0.41%	25

Note: DR w/ HUC reflects SDG&E's residential tiered rate schedule (Schedule DR) effective November 1, 2018 (AL 3290-E). DR w/o HUC is SDG&E's proposal to eliminate the HUC Charge.

Declaration of Cynthia Fang  
November 30, 2018

APPENDIX C – ATTACHMENT C  
ILLUSTRATIVE CUSTOMERS WITH HUC USAGE DURING THE 12-MONTH PERIOD  
SAN DIEGO GAS AND ELECTRIC COMPANY  
PETITION FOR MODIFICATION OF D.15-07-001 AND D.17-07-006

**Typical Monthly Residential Energy Charges at DR w/ HUC and DR w/o HUC  
Inland Customers  
FERA, Winter, All Electric**

Line No.	Energy kWh	Number of Customers	% of Customers	% of Customers Cumulative	Avg kWh for the Range	DR w/ HUC (\$)	DR w/o HUC (\$)	CHANGE (\$)	CHANGE (%)	Line No.
1	< 25 kWh	0	0.00%	0.00%	0	\$0.00	\$0.00	\$0.00	0.00%	1
2	25 to 50 kWh	0	0.00%	0.00%	0	\$0.00	\$0.00	\$0.00	0.00%	2
3	50 to 75 kWh	0	0.00%	0.00%	0	\$0.00	\$0.00	\$0.00	0.00%	3
4	75 to 100 kWh	0	0.00%	0.00%	0	\$0.00	\$0.00	\$0.00	0.00%	4
5	100 to 125 kWh	0	0.00%	0.00%	0	\$0.00	\$0.00	\$0.00	0.00%	5
6	125 to 150 kWh	0	0.00%	0.00%	0	\$0.00	\$0.00	\$0.00	0.00%	6
7	150 to 200 kWh	0	0.00%	0.00%	0	\$0.00	\$0.00	\$0.00	0.00%	7
8	200 to 250 kWh	0	0.00%	0.00%	0	\$0.00	\$0.00	\$0.00	0.00%	8
9	250 to 300 kWh	1	1.70%	1.70%	270	\$54.39	\$54.90	\$0.51	0.95%	9
10	300 to 350 kWh	1	1.70%	3.39%	349	\$70.42	\$71.08	\$0.66	0.95%	10
11	350 to 400 kWh	2	3.39%	6.78%	376	\$75.88	\$76.59	\$0.71	0.94%	11
12	400 to 450 kWh	0	0.00%	6.78%	0	\$0.00	\$0.00	\$0.00	0.00%	12
13	450 to 500 kWh	2	3.39%	10.17%	484	\$97.96	\$98.88	\$0.92	0.94%	13
14	500 to 550 kWh	4	6.78%	16.95%	531	\$109.83	\$110.86	\$1.03	0.94%	14
15	550 to 600 kWh	2	3.39%	20.34%	574	\$119.68	\$120.80	\$1.12	0.94%	15
16	600 to 650 kWh	6	10.17%	30.51%	625	\$133.42	\$134.68	\$1.26	0.94%	16
17	650 to 700 kWh	6	10.17%	40.68%	686	\$152.63	\$154.06	\$1.43	0.94%	17
18	700 to 800 kWh	8	13.56%	54.24%	744	\$163.35	\$164.89	\$1.54	0.94%	18
19	800 to 900 kWh	3	5.09%	59.32%	849	\$205.48	\$207.42	\$1.94	0.94%	19
20	900 to 1000 kWh	5	8.48%	67.80%	946	\$242.24	\$244.52	\$2.28	0.94%	20
21	1000 to 1500 kWh	14	23.73%	91.53%	1184	\$323.93	\$326.99	\$3.06	0.95%	21
22	1500 to 2000 kWh	3	5.09%	96.61%	1652	\$488.63	\$493.25	\$4.62	0.95%	22
23	2000 to 3000 kWh	2	3.39%	100.00%	2439	\$797.45	\$773.55	(\$23.90)	-3.00%	23
24	> 3000 kWh	0	0.00%	100.00%	0	\$0.00	\$0.00	\$0.00	0.00%	24
25	TOTAL	59	100.00%	100.00%	900	\$230.47	\$231.58	\$1.11	0.48%	25

Note: DR w/ HUC reflects SDG&E's residential tiered rate schedule (Schedule DR) effective November 1, 2018 (AL 3290-E). DR w/o HUC is SDG&E's proposal to eliminate the HUC Charge.

Declaration of Cynthia Fang  
November 30, 2018

APPENDIX C – ATTACHMENT C  
ILLUSTRATIVE CUSTOMERS WITH HUC USAGE DURING THE 12-MONTH PERIOD  
SAN DIEGO GAS AND ELECTRIC COMPANY  
PETITION FOR MODIFICATION OF D.15-07-001 AND D.17-07-006

**Typical Monthly Residential Energy Charges at DR w/ HUC and DR w/o HUC  
Inland Customers  
FERA, Annual, Basic**

Line No.	Energy kWh	Number of Customers	% of Customers	% of Customers Cumulative	Avg kWh for the Range	DR w/ HUC (\$)	DR w/o HUC (\$)	CHANGE (\$)	CHANGE (%)	Line No.
1	< 25 kWh	0	0.00%	0.00%	0	\$0.00	\$0.00	\$0.00	0.00%	1
2	25 to 50 kWh	0	0.00%	0.00%	0	\$0.00	\$0.00	\$0.00	0.00%	2
3	50 to 75 kWh	0	0.00%	0.00%	0	\$0.00	\$0.00	\$0.00	0.00%	3
4	75 to 100 kWh	0	0.00%	0.00%	0	\$0.00	\$0.00	\$0.00	0.00%	4
5	100 to 125 kWh	0	0.00%	0.00%	0	\$0.00	\$0.00	\$0.00	0.00%	5
6	125 to 150 kWh	0	0.00%	0.00%	0	\$0.00	\$0.00	\$0.00	0.00%	6
7	150 to 200 kWh	0	0.00%	0.00%	0	\$0.00	\$0.00	\$0.00	0.00%	7
8	200 to 250 kWh	0	0.00%	0.00%	0	\$0.00	\$0.00	\$0.00	0.00%	8
9	250 to 300 kWh	0	0.00%	0.00%	0	\$0.00	\$0.00	\$0.00	0.00%	9
10	300 to 350 kWh	1	0.38%	0.38%	314	\$98.81	\$99.55	\$0.74	0.75%	10
11	350 to 400 kWh	1	0.38%	0.75%	395	\$108.89	\$109.75	\$0.86	0.80%	11
12	400 to 450 kWh	0	0.00%	0.75%	0	\$0.00	\$0.00	\$0.00	0.00%	12
13	450 to 500 kWh	8	3.01%	3.76%	481	\$135.96	\$136.20	\$0.24	0.18%	13
14	500 to 550 kWh	7	2.63%	6.39%	522	\$152.59	\$153.04	\$0.45	0.29%	14
15	550 to 600 kWh	12	4.51%	10.90%	576	\$167.34	\$168.00	\$0.66	0.40%	15
16	600 to 650 kWh	14	5.26%	16.17%	621	\$184.43	\$184.62	\$0.19	0.10%	16
17	650 to 700 kWh	20	7.52%	23.69%	674	\$200.71	\$201.18	\$0.47	0.24%	17
18	700 to 800 kWh	59	22.18%	45.87%	751	\$229.77	\$230.22	\$0.45	0.19%	18
19	800 to 900 kWh	45	16.92%	62.78%	851	\$268.52	\$268.20	(\$0.32)	-0.12%	19
20	900 to 1000 kWh	35	13.16%	75.94%	945	\$303.37	\$303.24	(\$0.13)	-0.04%	20
21	1000 to 1500 kWh	59	22.18%	98.12%	1164	\$390.79	\$386.36	(\$4.43)	-1.13%	21
22	1500 to 2000 kWh	4	1.50%	99.62%	1711	\$634.99	\$604.03	(\$30.96)	-4.88%	22
23	2000 to 3000 kWh	1	0.38%	100.00%	2088	\$799.70	\$748.92	(\$50.78)	-6.35%	23
24	> 3000 kWh	0	0.00%	100.00%	0	\$0.00	\$0.00	\$0.00	0.00%	24
25	TOTAL	266	100.00%	100.00%	867	\$276.77	\$275.26	(\$1.51)	-0.55%	25

Note: DR w/ HUC reflects SDG&E's residential tiered rate schedule (Schedule DR) effective November 1, 2018 (AL 3290-E). DR w/o HUC is SDG&E's proposal to eliminate the HUC Charge.

Declaration of Cynthia Fang  
November 30, 2018

APPENDIX C – ATTACHMENT C  
ILLUSTRATIVE CUSTOMERS WITH HUC USAGE DURING THE 12-MONTH PERIOD  
SAN DIEGO GAS AND ELECTRIC COMPANY  
PETITION FOR MODIFICATION OF D.15-07-001 AND D.17-07-006

**Typical Monthly Residential Energy Charges at DR w/ HUC and DR w/o HUC  
Inland Customers  
FERA, Annual, All Electric**

Line No.	Energy kWh	Number of Customers	% of Customers	% of Customers Cumulative	Avg kWh for the Range	DR w/ HUC (\$)	DR w/o HUC (\$)	CHANGE (\$)	CHANGE (%)	Line No.
1	< 25 kWh	0	0.00%	0.00%	0	\$0.00	\$0.00	\$0.00	0.00%	1
2	25 to 50 kWh	0	0.00%	0.00%	0	\$0.00	\$0.00	\$0.00	0.00%	2
3	50 to 75 kWh	0	0.00%	0.00%	0	\$0.00	\$0.00	\$0.00	0.00%	3
4	75 to 100 kWh	0	0.00%	0.00%	0	\$0.00	\$0.00	\$0.00	0.00%	4
5	100 to 125 kWh	0	0.00%	0.00%	0	\$0.00	\$0.00	\$0.00	0.00%	5
6	125 to 150 kWh	0	0.00%	0.00%	0	\$0.00	\$0.00	\$0.00	0.00%	6
7	150 to 200 kWh	0	0.00%	0.00%	0	\$0.00	\$0.00	\$0.00	0.00%	7
8	200 to 250 kWh	0	0.00%	0.00%	0	\$0.00	\$0.00	\$0.00	0.00%	8
9	250 to 300 kWh	0	0.00%	0.00%	0	\$0.00	\$0.00	\$0.00	0.00%	9
10	300 to 350 kWh	0	0.00%	0.00%	0	\$0.00	\$0.00	\$0.00	0.00%	10
11	350 to 400 kWh	0	0.00%	0.00%	0	\$0.00	\$0.00	\$0.00	0.00%	11
12	400 to 450 kWh	0	0.00%	0.00%	0	\$0.00	\$0.00	\$0.00	0.00%	12
13	450 to 500 kWh	1	1.70%	1.70%	484	\$139.71	\$139.96	\$0.25	0.18%	13
14	500 to 550 kWh	1	1.70%	3.39%	547	\$155.93	\$154.81	(\$1.12)	-0.72%	14
15	550 to 600 kWh	3	5.09%	8.48%	577	\$161.56	\$160.88	(\$0.68)	-0.42%	15
16	600 to 650 kWh	2	3.39%	11.87%	634	\$173.81	\$175.03	\$1.22	0.70%	16
17	650 to 700 kWh	1	1.70%	13.56%	680	\$182.96	\$184.17	\$1.21	0.66%	17
18	700 to 800 kWh	10	16.95%	30.51%	759	\$215.82	\$216.34	\$0.52	0.24%	18
19	800 to 900 kWh	11	18.64%	49.15%	861	\$247.47	\$246.94	(\$0.53)	-0.21%	19
20	900 to 1000 kWh	7	11.86%	61.02%	955	\$284.82	\$285.29	\$0.47	0.16%	20
21	1000 to 1500 kWh	18	30.51%	91.53%	1212	\$384.59	\$381.67	(\$2.92)	-0.76%	21
22	1500 to 2000 kWh	3	5.09%	96.61%	1695	\$574.05	\$564.10	(\$9.95)	-1.73%	22
23	2000 to 3000 kWh	2	3.39%	100.00%	2446	\$895.30	\$849.72	(\$45.58)	-5.09%	23
24	> 3000 kWh	0	0.00%	100.00%	0	\$0.00	\$0.00	\$0.00	0.00%	24
25	TOTAL	59	100.00%	100.00%	1021	\$315.60	\$312.72	(\$2.88)	-0.91%	25

Note: DR w/ HUC reflects SDG&E's residential tiered rate schedule (Schedule DR) effective November 1, 2018 (AL 3290-E). DR w/o HUC is SDG&E's proposal to eliminate the HUC Charge.

Declaration of Cynthia Fang  
November 30, 2018

APPENDIX C – ATTACHMENT C  
ILLUSTRATIVE CUSTOMERS WITH HUC USAGE DURING THE 12-MONTH PERIOD  
SAN DIEGO GAS AND ELECTRIC COMPANY  
PETITION FOR MODIFICATION OF D.15-07-001 AND D.17-07-006

**Typical Monthly Residential Energy Charges at DR w/ HUC and DR w/o HUC  
Mountain Customers  
FERA, Summer, Basic**

Line										Line
No.	Energy kWh	Number of Customers	% of Customers	% of Customers Cumulative	Avg kWh for the Range	DR w/ HUC (\$)	DR w/o HUC (\$)	CHANGE (\$)	CHANGE (%)	No.
1	< 25 kWh	0	0.00%	0.00%	0	\$0.00	\$0.00	\$0.00	0.00%	1
2	25 to 50 kWh	0	0.00%	0.00%	0	\$0.00	\$0.00	\$0.00	0.00%	2
3	50 to 75 kWh	0	0.00%	0.00%	0	\$0.00	\$0.00	\$0.00	0.00%	3
4	75 to 100 kWh	0	0.00%	0.00%	0	\$0.00	\$0.00	\$0.00	0.00%	4
5	100 to 125 kWh	0	0.00%	0.00%	0	\$0.00	\$0.00	\$0.00	0.00%	5
6	125 to 150 kWh	0	0.00%	0.00%	0	\$0.00	\$0.00	\$0.00	0.00%	6
7	150 to 200 kWh	0	0.00%	0.00%	0	\$0.00	\$0.00	\$0.00	0.00%	7
8	200 to 250 kWh	0	0.00%	0.00%	0	\$0.00	\$0.00	\$0.00	0.00%	8
9	250 to 300 kWh	0	0.00%	0.00%	0	\$0.00	\$0.00	\$0.00	0.00%	9
10	300 to 350 kWh	0	0.00%	0.00%	0	\$0.00	\$0.00	\$0.00	0.00%	10
11	350 to 400 kWh	0	0.00%	0.00%	0	\$0.00	\$0.00	\$0.00	0.00%	11
12	400 to 450 kWh	0	0.00%	0.00%	0	\$0.00	\$0.00	\$0.00	0.00%	12
13	450 to 500 kWh	0	0.00%	0.00%	0	\$0.00	\$0.00	\$0.00	0.00%	13
14	500 to 550 kWh	0	0.00%	0.00%	0	\$0.00	\$0.00	\$0.00	0.00%	14
15	550 to 600 kWh	0	0.00%	0.00%	0	\$0.00	\$0.00	\$0.00	0.00%	15
16	600 to 650 kWh	0	0.00%	0.00%	0	\$0.00	\$0.00	\$0.00	0.00%	16
17	650 to 700 kWh	0	0.00%	0.00%	0	\$0.00	\$0.00	\$0.00	0.00%	17
18	700 to 800 kWh	0	0.00%	0.00%	0	\$0.00	\$0.00	\$0.00	0.00%	18
19	800 to 900 kWh	0	0.00%	0.00%	0	\$0.00	\$0.00	\$0.00	0.00%	19
20	900 to 1000 kWh	0	0.00%	0.00%	0	\$0.00	\$0.00	\$0.00	0.00%	20
21	1000 to 1500 kWh	6	85.71%	85.71%	1307	\$449.25	\$450.74	\$1.49	0.33%	21
22	1500 to 2000 kWh	1	14.29%	100.00%	1554	\$559.00	\$553.82	(\$5.18)	-0.93%	22
23	2000 to 3000 kWh	0	0.00%	100.00%	0	\$0.00	\$0.00	\$0.00	0.00%	23
24	> 3000 kWh	0	0.00%	100.00%	0	\$0.00	\$0.00	\$0.00	0.00%	24
25	TOTAL	7	100.00%	100.00%	1343	\$464.93	\$465.47	\$0.54	0.12%	25

Note: DR w/ HUC reflects SDG&E’s residential tiered rate schedule (Schedule DR) effective November 1, 2018 (AL 3290-E). DR w/o HUC is SDG&E’s proposal to eliminate the HUC Charge.

Declaration of Cynthia Fang  
November 30, 2018

APPENDIX C – ATTACHMENT C  
 ILLUSTRATIVE CUSTOMERS WITH HUC USAGE DURING THE 12-MONTH PERIOD  
 SAN DIEGO GAS AND ELECTRIC COMPANY  
 PETITION FOR MODIFICATION OF D.15-07-001 AND D.17-07-006

**Typical Monthly Residential Energy Charges at DR w/ HUC and DR w/o HUC**  
**Mountain Customers**  
**FERA, Summer, All Electric**

Line										Line
No.	Energy kWh	Number of Customers	% of Customers	% of Customers Cumulative	Avg kWh for the Range	DR w/ HUC (\$)	DR w/o HUC (\$)	CHANGE (\$)	CHANGE (%)	No.
1	< 25 kWh	0	0.00%	0.00%	0	\$0.00	\$0.00	\$0.00	0.00%	1
2	25 to 50 kWh	0	0.00%	0.00%	0	\$0.00	\$0.00	\$0.00	0.00%	2
3	50 to 75 kWh	0	0.00%	0.00%	0	\$0.00	\$0.00	\$0.00	0.00%	3
4	75 to 100 kWh	0	0.00%	0.00%	0	\$0.00	\$0.00	\$0.00	0.00%	4
5	100 to 125 kWh	0	0.00%	0.00%	0	\$0.00	\$0.00	\$0.00	0.00%	5
6	125 to 150 kWh	0	0.00%	0.00%	0	\$0.00	\$0.00	\$0.00	0.00%	6
7	150 to 200 kWh	0	0.00%	0.00%	0	\$0.00	\$0.00	\$0.00	0.00%	7
8	200 to 250 kWh	0	0.00%	0.00%	0	\$0.00	\$0.00	\$0.00	0.00%	8
9	250 to 300 kWh	0	0.00%	0.00%	0	\$0.00	\$0.00	\$0.00	0.00%	9
10	300 to 350 kWh	0	0.00%	0.00%	0	\$0.00	\$0.00	\$0.00	0.00%	10
11	350 to 400 kWh	0	0.00%	0.00%	0	\$0.00	\$0.00	\$0.00	0.00%	11
12	400 to 450 kWh	0	0.00%	0.00%	0	\$0.00	\$0.00	\$0.00	0.00%	12
13	450 to 500 kWh	0	0.00%	0.00%	0	\$0.00	\$0.00	\$0.00	0.00%	13
14	500 to 550 kWh	0	0.00%	0.00%	0	\$0.00	\$0.00	\$0.00	0.00%	14
15	550 to 600 kWh	0	0.00%	0.00%	0	\$0.00	\$0.00	\$0.00	0.00%	15
16	600 to 650 kWh	0	0.00%	0.00%	0	\$0.00	\$0.00	\$0.00	0.00%	16
17	650 to 700 kWh	0	0.00%	0.00%	0	\$0.00	\$0.00	\$0.00	0.00%	17
18	700 to 800 kWh	0	0.00%	0.00%	0	\$0.00	\$0.00	\$0.00	0.00%	18
19	800 to 900 kWh	0	0.00%	0.00%	0	\$0.00	\$0.00	\$0.00	0.00%	19
20	900 to 1000 kWh	0	0.00%	0.00%	0	\$0.00	\$0.00	\$0.00	0.00%	20
21	1000 to 1500 kWh	0	0.00%	0.00%	0	\$0.00	\$0.00	\$0.00	0.00%	21
22	1500 to 2000 kWh	0	0.00%	0.00%	0	\$0.00	\$0.00	\$0.00	0.00%	22
23	2000 to 3000 kWh	2	100.00%	100.00%	2524	\$970.13	\$939.30	(\$30.83)	-3.18%	23
24	> 3000 kWh	0	0.00%	100.00%	0	\$0.00	\$0.00	\$0.00	0.00%	24
25	TOTAL	2	100.00%	100.00%	2524	\$970.13	\$939.30	(\$30.83)	-3.18%	25

Note: DR w/ HUC reflects SDG&E's residential tiered rate schedule (Schedule DR) effective November 1, 2018 (AL 3290-E). DR w/o HUC is SDG&E's proposal to eliminate the HUC Charge.

Declaration of Cynthia Fang  
 November 30, 2018

APPENDIX C – ATTACHMENT C  
ILLUSTRATIVE CUSTOMERS WITH HUC USAGE DURING THE 12-MONTH PERIOD  
SAN DIEGO GAS AND ELECTRIC COMPANY  
PETITION FOR MODIFICATION OF D.15-07-001 AND D.17-07-006

**Typical Monthly Residential Energy Charges at DR w/ HUC and DR w/o HUC**  
**Mountain Customers**  
**FERA, Winter, Basic**

Line										Line
No.	Energy kWh	Number of Customers	% of Customers	% of Customers Cumulative	Avg kWh for the Range	DR w/ HUC (\$)	DR w/o HUC (\$)	CHANGE (\$)	CHANGE (%)	No.
1	< 25 kWh	0	0.00%	0.00%	0	\$0.00	\$0.00	\$0.00	0.00%	1
2	25 to 50 kWh	0	0.00%	0.00%	0	\$0.00	\$0.00	\$0.00	0.00%	2
3	50 to 75 kWh	0	0.00%	0.00%	0	\$0.00	\$0.00	\$0.00	0.00%	3
4	75 to 100 kWh	0	0.00%	0.00%	0	\$0.00	\$0.00	\$0.00	0.00%	4
5	100 to 125 kWh	0	0.00%	0.00%	0	\$0.00	\$0.00	\$0.00	0.00%	5
6	125 to 150 kWh	0	0.00%	0.00%	0	\$0.00	\$0.00	\$0.00	0.00%	6
7	150 to 200 kWh	0	0.00%	0.00%	0	\$0.00	\$0.00	\$0.00	0.00%	7
8	200 to 250 kWh	0	0.00%	0.00%	0	\$0.00	\$0.00	\$0.00	0.00%	8
9	250 to 300 kWh	0	0.00%	0.00%	0	\$0.00	\$0.00	\$0.00	0.00%	9
10	300 to 350 kWh	0	0.00%	0.00%	0	\$0.00	\$0.00	\$0.00	0.00%	10
11	350 to 400 kWh	0	0.00%	0.00%	0	\$0.00	\$0.00	\$0.00	0.00%	11
12	400 to 450 kWh	0	0.00%	0.00%	0	\$0.00	\$0.00	\$0.00	0.00%	12
13	450 to 500 kWh	0	0.00%	0.00%	0	\$0.00	\$0.00	\$0.00	0.00%	13
14	500 to 550 kWh	0	0.00%	0.00%	0	\$0.00	\$0.00	\$0.00	0.00%	14
15	550 to 600 kWh	0	0.00%	0.00%	0	\$0.00	\$0.00	\$0.00	0.00%	15
16	600 to 650 kWh	0	0.00%	0.00%	0	\$0.00	\$0.00	\$0.00	0.00%	16
17	650 to 700 kWh	0	0.00%	0.00%	0	\$0.00	\$0.00	\$0.00	0.00%	17
18	700 to 800 kWh	1	14.29%	14.29%	712	\$174.28	\$175.92	\$1.64	0.94%	18
19	800 to 900 kWh	1	14.29%	28.57%	837	\$218.56	\$220.63	\$2.07	0.95%	19
20	900 to 1000 kWh	1	14.29%	42.86%	934	\$252.66	\$255.06	\$2.40	0.95%	20
21	1000 to 1500 kWh	4	57.14%	100.00%	1325	\$392.51	\$394.41	\$1.90	0.48%	21
22	1500 to 2000 kWh	0	0.00%	100.00%	0	\$0.00	\$0.00	\$0.00	0.00%	22
23	2000 to 3000 kWh	0	0.00%	100.00%	0	\$0.00	\$0.00	\$0.00	0.00%	23
24	> 3000 kWh	0	0.00%	100.00%	0	\$0.00	\$0.00	\$0.00	0.00%	24
25	TOTAL	7	100.00%	100.00%	1112	\$316.51	\$318.46	\$1.95	0.62%	25

Note: DR w/ HUC reflects SDG&E's residential tiered rate schedule (Schedule DR) effective November 1, 2018 (AL 3290-E). DR w/o HUC is SDG&E's proposal to eliminate the HUC Charge.

Declaration of Cynthia Fang  
November 30, 2018

APPENDIX C – ATTACHMENT C  
 ILLUSTRATIVE CUSTOMERS WITH HUC USAGE DURING THE 12-MONTH PERIOD  
 SAN DIEGO GAS AND ELECTRIC COMPANY  
 PETITION FOR MODIFICATION OF D.15-07-001 AND D.17-07-006

**Typical Monthly Residential Energy Charges at DR w/ HUC and DR w/o HUC**  
**Mountain Customers**  
**FERA, Winter, All Electric**

Line										Line
No.	Energy kWh	Number of Customers	% of Customers	% of Customers Cumulative	Avg kWh for the Range	DR w/ HUC (\$)	DR w/o HUC (\$)	CHANGE (\$)	CHANGE (%)	No.
1	< 25 kWh	0	0.00%	0.00%	0	\$0.00	\$0.00	\$0.00	0.00%	1
2	25 to 50 kWh	0	0.00%	0.00%	0	\$0.00	\$0.00	\$0.00	0.00%	2
3	50 to 75 kWh	0	0.00%	0.00%	0	\$0.00	\$0.00	\$0.00	0.00%	3
4	75 to 100 kWh	0	0.00%	0.00%	0	\$0.00	\$0.00	\$0.00	0.00%	4
5	100 to 125 kWh	0	0.00%	0.00%	0	\$0.00	\$0.00	\$0.00	0.00%	5
6	125 to 150 kWh	0	0.00%	0.00%	0	\$0.00	\$0.00	\$0.00	0.00%	6
7	150 to 200 kWh	0	0.00%	0.00%	0	\$0.00	\$0.00	\$0.00	0.00%	7
8	200 to 250 kWh	0	0.00%	0.00%	0	\$0.00	\$0.00	\$0.00	0.00%	8
9	250 to 300 kWh	0	0.00%	0.00%	0	\$0.00	\$0.00	\$0.00	0.00%	9
10	300 to 350 kWh	0	0.00%	0.00%	0	\$0.00	\$0.00	\$0.00	0.00%	10
11	350 to 400 kWh	0	0.00%	0.00%	0	\$0.00	\$0.00	\$0.00	0.00%	11
12	400 to 450 kWh	0	0.00%	0.00%	0	\$0.00	\$0.00	\$0.00	0.00%	12
13	450 to 500 kWh	0	0.00%	0.00%	0	\$0.00	\$0.00	\$0.00	0.00%	13
14	500 to 550 kWh	0	0.00%	0.00%	0	\$0.00	\$0.00	\$0.00	0.00%	14
15	550 to 600 kWh	0	0.00%	0.00%	0	\$0.00	\$0.00	\$0.00	0.00%	15
16	600 to 650 kWh	0	0.00%	0.00%	0	\$0.00	\$0.00	\$0.00	0.00%	16
17	650 to 700 kWh	0	0.00%	0.00%	0	\$0.00	\$0.00	\$0.00	0.00%	17
18	700 to 800 kWh	0	0.00%	0.00%	0	\$0.00	\$0.00	\$0.00	0.00%	18
19	800 to 900 kWh	0	0.00%	0.00%	0	\$0.00	\$0.00	\$0.00	0.00%	19
20	900 to 1000 kWh	0	0.00%	0.00%	0	\$0.00	\$0.00	\$0.00	0.00%	20
21	1000 to 1500 kWh	0	0.00%	0.00%	0	\$0.00	\$0.00	\$0.00	0.00%	21
22	1500 to 2000 kWh	1	50.00%	50.00%	1791	\$476.92	\$481.44	\$4.52	0.95%	22
23	2000 to 3000 kWh	1	50.00%	100.00%	2183	\$615.15	\$620.98	\$5.83	0.95%	23
24	> 3000 kWh	0	0.00%	100.00%	0	\$0.00	\$0.00	\$0.00	0.00%	24
25	TOTAL	2	100.00%	100.00%	1987	\$546.03	\$551.21	\$5.18	0.95%	25

Note: DR w/ HUC reflects SDG&E's residential tiered rate schedule (Schedule DR) effective November 1, 2018 (AL 3290-E). DR w/o HUC is SDG&E's proposal to eliminate the HUC Charge.

Declaration of Cynthia Fang  
 November 30, 2018



APPENDIX C – ATTACHMENT C  
 ILLUSTRATIVE CUSTOMERS WITH HUC USAGE DURING THE 12-MONTH PERIOD  
 SAN DIEGO GAS AND ELECTRIC COMPANY  
 PETITION FOR MODIFICATION OF D.15-07-001 AND D.17-07-006

**Typical Monthly Residential Energy Charges at DR w/ HUC and DR w/o HUC**  
**Mountain Customers**  
**FERA, Annual, Basic**

Line										Line
No.	Energy kWh	Number of Customers	% of Customers	% of Customers Cumulative	Avg kWh for the Range	DR w/ HUC (\$)	DR w/o HUC (\$)	CHANGE (\$)	CHANGE (%)	No.
1	< 25 kWh	0	0.00%	0.00%	0	\$0.00	\$0.00	\$0.00	0.00%	1
2	25 to 50 kWh	0	0.00%	0.00%	0	\$0.00	\$0.00	\$0.00	0.00%	2
3	50 to 75 kWh	0	0.00%	0.00%	0	\$0.00	\$0.00	\$0.00	0.00%	3
4	75 to 100 kWh	0	0.00%	0.00%	0	\$0.00	\$0.00	\$0.00	0.00%	4
5	100 to 125 kWh	0	0.00%	0.00%	0	\$0.00	\$0.00	\$0.00	0.00%	5
6	125 to 150 kWh	0	0.00%	0.00%	0	\$0.00	\$0.00	\$0.00	0.00%	6
7	150 to 200 kWh	0	0.00%	0.00%	0	\$0.00	\$0.00	\$0.00	0.00%	7
8	200 to 250 kWh	0	0.00%	0.00%	0	\$0.00	\$0.00	\$0.00	0.00%	8
9	250 to 300 kWh	0	0.00%	0.00%	0	\$0.00	\$0.00	\$0.00	0.00%	9
10	300 to 350 kWh	0	0.00%	0.00%	0	\$0.00	\$0.00	\$0.00	0.00%	10
11	350 to 400 kWh	0	0.00%	0.00%	0	\$0.00	\$0.00	\$0.00	0.00%	11
12	400 to 450 kWh	0	0.00%	0.00%	0	\$0.00	\$0.00	\$0.00	0.00%	12
13	450 to 500 kWh	0	0.00%	0.00%	0	\$0.00	\$0.00	\$0.00	0.00%	13
14	500 to 550 kWh	0	0.00%	0.00%	0	\$0.00	\$0.00	\$0.00	0.00%	14
15	550 to 600 kWh	0	0.00%	0.00%	0	\$0.00	\$0.00	\$0.00	0.00%	15
16	600 to 650 kWh	0	0.00%	0.00%	0	\$0.00	\$0.00	\$0.00	0.00%	16
17	650 to 700 kWh	0	0.00%	0.00%	0	\$0.00	\$0.00	\$0.00	0.00%	17
18	700 to 800 kWh	0	0.00%	0.00%	0	\$0.00	\$0.00	\$0.00	0.00%	18
19	800 to 900 kWh	0	0.00%	0.00%	0	\$0.00	\$0.00	\$0.00	0.00%	19
20	900 to 1000 kWh	0	0.00%	0.00%	0	\$0.00	\$0.00	\$0.00	0.00%	20
21	1000 to 1500 kWh	7	100.00%	100.00%	1208	\$378.35	\$379.72	\$1.37	0.36%	21
22	1500 to 2000 kWh	0	0.00%	100.00%	0	\$0.00	\$0.00	\$0.00	0.00%	22
23	2000 to 3000 kWh	0	0.00%	100.00%	0	\$0.00	\$0.00	\$0.00	0.00%	23
24	> 3000 kWh	0	0.00%	100.00%	0	\$0.00	\$0.00	\$0.00	0.00%	24
25	TOTAL	7	100.00%	100.00%	1208	\$378.35	\$379.72	\$1.37	0.36%	25

Note: DR w/ HUC reflects SDG&E's residential tiered rate schedule (Schedule DR) effective November 1, 2018 (AL 3290-E). DR w/o HUC is SDG&E's proposal to eliminate the HUC Charge.

Declaration of Cynthia Fang  
 November 30, 2018

APPENDIX C – ATTACHMENT C  
 ILLUSTRATIVE CUSTOMERS WITH HUC USAGE DURING THE 12-MONTH PERIOD  
 SAN DIEGO GAS AND ELECTRIC COMPANY  
 PETITION FOR MODIFICATION OF D.15-07-001 AND D.17-07-006

**Typical Monthly Residential Energy Charges at DR w/ HUC and DR w/o HUC  
 Mountain Customers  
 FERA, Annual, All Electric**

Line No.	Energy kWh	Number of Customers	% of Customers	% of Customers Cumulative	Avg kWh for the Range	DR w/ HUC (\$)	DR w/o HUC (\$)	CHANGE (\$)	CHANGE (%)	Line No.
1	< 25 kWh	0	0.00%	0.00%	0	\$0.00	\$0.00	\$0.00	0.00%	1
2	25 to 50 kWh	0	0.00%	0.00%	0	\$0.00	\$0.00	\$0.00	0.00%	2
3	50 to 75 kWh	0	0.00%	0.00%	0	\$0.00	\$0.00	\$0.00	0.00%	3
4	75 to 100 kWh	0	0.00%	0.00%	0	\$0.00	\$0.00	\$0.00	0.00%	4
5	100 to 125 kWh	0	0.00%	0.00%	0	\$0.00	\$0.00	\$0.00	0.00%	5
6	125 to 150 kWh	0	0.00%	0.00%	0	\$0.00	\$0.00	\$0.00	0.00%	6
7	150 to 200 kWh	0	0.00%	0.00%	0	\$0.00	\$0.00	\$0.00	0.00%	7
8	200 to 250 kWh	0	0.00%	0.00%	0	\$0.00	\$0.00	\$0.00	0.00%	8
9	250 to 300 kWh	0	0.00%	0.00%	0	\$0.00	\$0.00	\$0.00	0.00%	9
10	300 to 350 kWh	0	0.00%	0.00%	0	\$0.00	\$0.00	\$0.00	0.00%	10
11	350 to 400 kWh	0	0.00%	0.00%	0	\$0.00	\$0.00	\$0.00	0.00%	11
12	400 to 450 kWh	0	0.00%	0.00%	0	\$0.00	\$0.00	\$0.00	0.00%	12
13	450 to 500 kWh	0	0.00%	0.00%	0	\$0.00	\$0.00	\$0.00	0.00%	13
14	500 to 550 kWh	0	0.00%	0.00%	0	\$0.00	\$0.00	\$0.00	0.00%	14
15	550 to 600 kWh	0	0.00%	0.00%	0	\$0.00	\$0.00	\$0.00	0.00%	15
16	600 to 650 kWh	0	0.00%	0.00%	0	\$0.00	\$0.00	\$0.00	0.00%	16
17	650 to 700 kWh	0	0.00%	0.00%	0	\$0.00	\$0.00	\$0.00	0.00%	17
18	700 to 800 kWh	0	0.00%	0.00%	0	\$0.00	\$0.00	\$0.00	0.00%	18
19	800 to 900 kWh	0	0.00%	0.00%	0	\$0.00	\$0.00	\$0.00	0.00%	19
20	900 to 1000 kWh	0	0.00%	0.00%	0	\$0.00	\$0.00	\$0.00	0.00%	20
21	1000 to 1500 kWh	0	0.00%	0.00%	0	\$0.00	\$0.00	\$0.00	0.00%	21
22	1500 to 2000 kWh	1	50.00%	50.00%	1940	\$607.39	\$606.78	(\$0.61)	-0.10%	22
23	2000 to 3000 kWh	1	50.00%	100.00%	2481	\$838.09	\$819.04	(\$19.05)	-2.27%	23
24	> 3000 kWh	0	0.00%	100.00%	0	\$0.00	\$0.00	\$0.00	0.00%	24
25	TOTAL	2	100.00%	100.00%	2210	\$722.74	\$712.91	(\$9.83)	-1.36%	25

Note: DR w/ HUC reflects SDG&E's residential tiered rate schedule (Schedule DR) effective November 1, 2018 (AL 3290-E). DR w/o HUC is SDG&E's proposal to eliminate the HUC Charge.

Declaration of Cynthia Fang  
 November 30, 2018

APPENDIX C – ATTACHMENT C  
ILLUSTRATIVE CUSTOMERS WITH HUC USAGE DURING THE 12-MONTH PERIOD  
SAN DIEGO GAS AND ELECTRIC COMPANY  
PETITION FOR MODIFICATION OF D.15-07-001 AND D.17-07-006

**Typical Monthly Residential Energy Charges at DR w/ HUC and DR w/o HUC**  
**All Customers**  
**FERA, Annual**

Line No.	Energy kWh	Number of Customers	% of Customers	% of Customers Cumulative	Avg kWh for the Range	DR w/ HUC (\$)	DR w/o HUC (\$)	CHANGE (\$)	CHANGE (%)	Line No.
1	< 25 kWh	0	0.00%	0.00%	0	\$0.00	\$0.00	\$0.00	0.00%	1
2	25 to 50 kWh	0	0.00%	0.00%	0	\$0.00	\$0.00	\$0.00	0.00%	2
3	50 to 75 kWh	0	0.00%	0.00%	0	\$0.00	\$0.00	\$0.00	0.00%	3
4	75 to 100 kWh	0	0.00%	0.00%	0	\$0.00	\$0.00	\$0.00	0.00%	4
5	100 to 125 kWh	0	0.00%	0.00%	0	\$0.00	\$0.00	\$0.00	0.00%	5
6	125 to 150 kWh	0	0.00%	0.00%	0	\$0.00	\$0.00	\$0.00	0.00%	6
7	150 to 200 kWh	0	0.00%	0.00%	0	\$0.00	\$0.00	\$0.00	0.00%	7
8	200 to 250 kWh	0	0.00%	0.00%	0	\$0.00	\$0.00	\$0.00	0.00%	8
9	250 to 300 kWh	0	0.00%	0.00%	0	\$0.00	\$0.00	\$0.00	0.00%	9
10	300 to 350 kWh	4	0.73%	0.73%	335	\$93.24	\$93.38	\$0.14	0.15%	10
11	350 to 400 kWh	1	0.18%	0.91%	395	\$108.89	\$109.75	\$0.86	0.80%	11
12	400 to 450 kWh	6	1.09%	2.00%	424	\$118.11	\$118.12	\$0.01	0.01%	12
13	450 to 500 kWh	16	2.91%	4.91%	480	\$136.54	\$136.87	\$0.33	0.24%	13
14	500 to 550 kWh	22	4.00%	8.91%	522	\$149.53	\$149.78	\$0.25	0.17%	14
15	550 to 600 kWh	32	5.82%	14.73%	578	\$168.97	\$169.09	\$0.12	0.07%	15
16	600 to 650 kWh	33	6.00%	20.73%	624	\$184.00	\$184.37	\$0.37	0.20%	16
17	650 to 700 kWh	35	6.36%	27.09%	672	\$200.82	\$201.10	\$0.28	0.14%	17
18	700 to 800 kWh	107	19.46%	46.55%	750	\$228.20	\$228.56	\$0.36	0.16%	18
19	800 to 900 kWh	97	17.64%	64.18%	846	\$263.71	\$263.53	(\$0.18)	-0.07%	19
20	900 to 1000 kWh	64	11.64%	75.82%	948	\$303.62	\$302.85	(\$0.77)	-0.25%	20
21	1000 to 1500 kWh	117	21.27%	97.09%	1167	\$387.69	\$383.29	(\$4.40)	-1.14%	21
22	1500 to 2000 kWh	10	1.82%	98.91%	1718	\$611.81	\$588.31	(\$23.50)	-3.84%	22
23	2000 to 3000 kWh	5	0.91%	99.82%	2327	\$853.81	\$809.40	(\$44.41)	-5.20%	23
24	> 3000 kWh	1	0.18%	100.00%	3416	\$1,398.69	\$1,262.78	(\$135.91)	-9.72%	24
25	TOTAL	550	100.00%	100.00%	869	\$275.90	\$273.91	(\$1.99)	-0.72%	25

Note: DR w/ HUC reflects SDG&E's residential tiered rate schedule (Schedule DR) effective November 1, 2018 (AL 3290-E). DR w/o HUC is SDG&E's proposal to eliminate the HUC Charge.

Declaration of Cynthia Fang  
November 30, 2018

**Attachment D**  
**HUC Customers By Month**  
**(All HUC Customers)**

APPENDIX C – ATTACHMENT D  
ILLUSTRATIVE HUC CUSTOMERS BY MONTH  
SAN DIEGO GAS AND ELECTRIC COMPANY  
PETITION FOR MODIFICATION OF D.15-07-001 AND D.17-07-006

**Typical Monthly Residential Energy Charges at DR w/ HUC and DR w/o HUC**

**January**

Line										Line
No.	Energy kWh	Number of Customers	% of Customers	% of Customers Cumulative	Avg kWh for the Range	DR w/ HUC (\$)	DR w/o HUC (\$)	CHANGE (\$)	CHANGE (%)	No.
1	< 25 kWh	78	0.09%	0.09%	0	\$9.75	\$9.75	\$0.00	0.00%	1
2	25 to 50 kWh	124	0.14%	0.23%	38	\$9.30	\$9.32	\$0.02	0.28%	2
3	50 to 75 kWh	174	0.19%	0.42%	63	\$13.86	\$13.99	\$0.13	0.94%	3
4	75 to 100 kWh	261	0.29%	0.71%	87	\$19.05	\$19.23	\$0.18	0.94%	4
5	100 to 125 kWh	249	0.28%	0.98%	113	\$24.90	\$25.14	\$0.24	0.94%	5
6	125 to 150 kWh	320	0.36%	1.34%	137	\$30.30	\$30.59	\$0.29	0.95%	6
7	150 to 200 kWh	725	0.80%	2.14%	176	\$37.86	\$38.22	\$0.36	0.95%	7
8	200 to 250 kWh	1048	1.16%	3.31%	227	\$49.25	\$49.72	\$0.47	0.95%	8
9	250 to 300 kWh	1556	1.73%	5.03%	276	\$59.68	\$60.25	\$0.57	0.95%	9
10	300 to 350 kWh	2243	2.49%	7.52%	326	\$70.82	\$71.49	\$0.67	0.95%	10
11	350 to 400 kWh	3336	3.70%	11.22%	376	\$82.84	\$83.62	\$0.78	0.94%	11
12	400 to 450 kWh	4210	4.67%	15.89%	426	\$99.43	\$100.37	\$0.94	0.94%	12
13	450 to 500 kWh	5159	5.72%	21.62%	476	\$118.61	\$119.73	\$1.12	0.94%	13
14	500 to 550 kWh	5591	6.20%	27.82%	526	\$137.41	\$138.71	\$1.30	0.95%	14
15	550 to 600 kWh	5805	6.44%	34.26%	575	\$157.29	\$158.78	\$1.49	0.95%	15
16	600 to 650 kWh	5748	6.38%	40.64%	625	\$176.12	\$177.78	\$1.66	0.95%	16
17	650 to 700 kWh	5467	6.07%	46.71%	675	\$195.19	\$197.03	\$1.84	0.95%	17
18	700 to 800 kWh	9728	10.79%	57.50%	749	\$224.64	\$226.76	\$2.12	0.95%	18
19	800 to 900 kWh	8068	8.95%	66.45%	848	\$263.36	\$265.86	\$2.50	0.95%	19
20	900 to 1000 kWh	6534	7.25%	73.70%	948	\$302.35	\$305.21	\$2.86	0.95%	20
21	1000 to 1500 kWh	15193	16.86%	90.56%	1191	\$401.23	\$401.19	(\$0.04)	-0.01%	21
22	1500 to 2000 kWh	3766	4.18%	94.74%	1707	\$632.24	\$609.07	(\$23.17)	-3.67%	22
23	2000 to 3000 kWh	2209	2.45%	97.19%	2394	\$955.84	\$891.23	(\$64.61)	-6.76%	23
24	> 3000 kWh	2537	2.82%	100.00%	5897	\$2,598.57	\$2,311.57	(\$287.00)	-11.05%	24
25	TOTAL	90129	100.00%	100.00%	952	\$320.54	\$311.13	(\$9.41)	-2.94%	25

Note: DR w/ HUC reflects SDG&E's residential tiered rate schedule (Schedule DR) effective November 1, 2018 (AL 3290-E). DR w/o HUC is SDG&E's proposal to eliminate the HUC Charge.

APPENDIX C – ATTACHMENT D  
ILLUSTRATIVE HUC CUSTOMERS BY MONTH  
SAN DIEGO GAS AND ELECTRIC COMPANY  
PETITION FOR MODIFICATION OF D.15-07-001 AND D.17-07-006

**Typical Monthly Residential Energy Charges at DR w/ HUC and DR w/o HUC**

**February**

Line										Line
No.	Energy kWh	Number of Customers	% of Customers	% of Customers Cumulative	Avg kWh for the Range	DR w/ HUC (\$)	DR w/o HUC (\$)	CHANGE (\$)	CHANGE (%)	No.
1	< 25 kWh	91	0.10%	0.10%	-14	\$8.96	\$8.97	\$0.01	0.01%	1
2	25 to 50 kWh	137	0.15%	0.25%	37	\$8.93	\$8.97	\$0.04	0.38%	2
3	50 to 75 kWh	196	0.22%	0.47%	63	\$13.94	\$14.07	\$0.13	0.95%	3
4	75 to 100 kWh	279	0.31%	0.78%	88	\$19.31	\$19.50	\$0.19	0.94%	4
5	100 to 125 kWh	304	0.34%	1.12%	113	\$24.57	\$24.81	\$0.24	0.95%	5
6	125 to 150 kWh	377	0.42%	1.54%	138	\$30.35	\$30.63	\$0.28	0.94%	6
7	150 to 200 kWh	914	1.01%	2.55%	177	\$38.57	\$38.94	\$0.37	0.95%	7
8	200 to 250 kWh	1389	1.54%	4.09%	227	\$49.04	\$49.50	\$0.46	0.95%	8
9	250 to 300 kWh	2249	2.50%	6.59%	277	\$59.88	\$60.44	\$0.56	0.94%	9
10	300 to 350 kWh	3541	3.93%	10.51%	326	\$71.38	\$72.05	\$0.67	0.94%	10
11	350 to 400 kWh	4901	5.44%	15.95%	376	\$86.92	\$87.73	\$0.81	0.94%	11
12	400 to 450 kWh	5869	6.51%	22.46%	425	\$105.71	\$106.70	\$0.99	0.94%	12
13	450 to 500 kWh	6534	7.25%	29.71%	476	\$124.99	\$126.17	\$1.18	0.94%	13
14	500 to 550 kWh	6424	7.13%	36.84%	525	\$144.28	\$145.64	\$1.36	0.94%	14
15	550 to 600 kWh	6424	7.13%	43.97%	574	\$163.01	\$164.54	\$1.53	0.94%	15
16	600 to 650 kWh	5987	6.64%	50.61%	625	\$182.91	\$184.64	\$1.73	0.95%	16
17	650 to 700 kWh	5279	5.86%	56.47%	674	\$202.08	\$203.99	\$1.91	0.95%	17
18	700 to 800 kWh	9117	10.12%	66.59%	748	\$230.97	\$233.15	\$2.18	0.95%	18
19	800 to 900 kWh	6981	7.75%	74.33%	848	\$270.10	\$272.66	\$2.56	0.95%	19
20	900 to 1000 kWh	5098	5.66%	79.99%	947	\$308.36	\$311.28	\$2.92	0.95%	20
21	1000 to 1500 kWh	11196	12.42%	92.41%	1183	\$407.63	\$404.28	(\$3.35)	-0.82%	21
22	1500 to 2000 kWh	2882	3.20%	95.61%	1703	\$642.44	\$614.16	(\$28.28)	-4.40%	22
23	2000 to 3000 kWh	1737	1.93%	97.54%	2402	\$972.37	\$900.19	(\$72.18)	-7.42%	23
24	> 3000 kWh	2223	2.47%	100.00%	5716	\$2,528.67	\$2,245.30	(\$283.37)	-11.21%	24
25	TOTAL	90129	100.00%	100.00%	852	\$286.34	\$277.91	(\$8.43)	-2.95%	25

Note: DR w/ HUC reflects SDG&E's residential tiered rate schedule (Schedule DR) effective November 1, 2018 (AL 3290-E). DR w/o HUC is SDG&E's proposal to eliminate the HUC Charge.

APPENDIX C – ATTACHMENT D  
ILLUSTRATIVE HUC CUSTOMERS BY MONTH  
SAN DIEGO GAS AND ELECTRIC COMPANY  
PETITION FOR MODIFICATION OF D.15-07-001 AND D.17-07-006

**Typical Monthly Residential Energy Charges at DR w/ HUC and DR w/o HUC**

March

Line										Line
No.	Energy kWh	Number of Customers	% of Customers	% of Customers Cumulative	Avg kWh for the Range	DR w/ HUC (\$)	DR w/o HUC (\$)	CHANGE (\$)	CHANGE (%)	No.
1	< 25 kWh	68	0.08%	0.08%	-51	\$10.93	\$10.93	\$0.00	0.00%	1
2	25 to 50 kWh	116	0.13%	0.20%	38	\$9.59	\$9.62	\$0.03	0.26%	2
3	50 to 75 kWh	164	0.18%	0.39%	64	\$14.03	\$14.16	\$0.13	0.95%	3
4	75 to 100 kWh	260	0.29%	0.67%	89	\$19.63	\$19.82	\$0.19	0.95%	4
5	100 to 125 kWh	250	0.28%	0.95%	113	\$24.74	\$24.97	\$0.23	0.94%	5
6	125 to 150 kWh	296	0.33%	1.28%	138	\$30.43	\$30.71	\$0.28	0.95%	6
7	150 to 200 kWh	789	0.88%	2.15%	176	\$38.36	\$38.72	\$0.36	0.95%	7
8	200 to 250 kWh	1132	1.26%	3.41%	227	\$49.26	\$49.72	\$0.46	0.95%	8
9	250 to 300 kWh	1812	2.01%	5.42%	277	\$60.01	\$60.58	\$0.57	0.95%	9
10	300 to 350 kWh	2802	3.11%	8.53%	327	\$70.96	\$71.63	\$0.67	0.95%	10
11	350 to 400 kWh	3872	4.30%	12.83%	376	\$82.76	\$83.54	\$0.78	0.94%	11
12	400 to 450 kWh	5088	5.65%	18.47%	426	\$99.97	\$100.92	\$0.95	0.94%	12
13	450 to 500 kWh	5803	6.44%	24.91%	475	\$119.17	\$120.29	\$1.12	0.94%	13
14	500 to 550 kWh	6131	6.80%	31.71%	525	\$137.63	\$138.93	\$1.30	0.94%	14
15	550 to 600 kWh	6126	6.80%	38.51%	574	\$156.68	\$158.16	\$1.48	0.95%	15
16	600 to 650 kWh	5845	6.49%	44.99%	624	\$176.35	\$178.02	\$1.67	0.95%	16
17	650 to 700 kWh	5576	6.19%	51.18%	675	\$195.81	\$197.66	\$1.85	0.95%	17
18	700 to 800 kWh	9682	10.74%	61.92%	748	\$224.69	\$226.81	\$2.12	0.95%	18
19	800 to 900 kWh	7570	8.40%	70.32%	848	\$263.06	\$265.55	\$2.49	0.95%	19
20	900 to 1000 kWh	5843	6.48%	76.80%	948	\$301.79	\$304.64	\$2.85	0.95%	20
21	1000 to 1500 kWh	13142	14.58%	91.39%	1188	\$399.88	\$399.93	\$0.05	0.01%	21
22	1500 to 2000 kWh	3355	3.72%	95.11%	1704	\$629.60	\$607.02	(\$22.58)	-3.59%	22
23	2000 to 3000 kWh	1965	2.18%	97.29%	2399	\$955.85	\$891.71	(\$64.14)	-6.71%	23
24	> 3000 kWh	2442	2.71%	100.00%	5927	\$2,612.43	\$2,323.82	(\$288.61)	-11.05%	24
25	TOTAL	90129	100.00%	100.00%	912	\$304.23	\$295.42	(\$8.81)	-2.90%	25

Note: DR w/ HUC reflects SDG&E's residential tiered rate schedule (Schedule DR) effective November 1, 2018 (AL 3290-E). DR w/o HUC is SDG&E's proposal to eliminate the HUC Charge.

Declaration of Cynthia Fang  
November 30, 2018

APPENDIX C – ATTACHMENT D  
 ILLUSTRATIVE HUC CUSTOMERS BY MONTH  
 SAN DIEGO GAS AND ELECTRIC COMPANY  
 PETITION FOR MODIFICATION OF D.15-07-001 AND D.17-07-006

**Typical Monthly Residential Energy Charges at DR w/ HUC and DR w/o HUC**

April

Line										Line
No.	Energy kWh	Number of Customers	% of Customers	% of Customers Cumulative	Avg kWh for the Range	DR w/ HUC (\$)	DR w/o HUC (\$)	CHANGE (\$)	CHANGE (%)	No.
1	< 25 kWh	82	0.09%	0.09%	-79	\$10.38	\$10.38	\$0.00	0.00%	1
2	25 to 50 kWh	127	0.14%	0.23%	39	\$9.54	\$9.58	\$0.04	0.42%	2
3	50 to 75 kWh	155	0.17%	0.40%	63	\$13.74	\$13.87	\$0.13	0.95%	3
4	75 to 100 kWh	246	0.27%	0.68%	89	\$19.57	\$19.75	\$0.18	0.94%	4
5	100 to 125 kWh	285	0.32%	0.99%	112	\$24.69	\$24.92	\$0.23	0.95%	5
6	125 to 150 kWh	337	0.37%	1.37%	138	\$30.55	\$30.83	\$0.28	0.95%	6
7	150 to 200 kWh	804	0.89%	2.26%	177	\$38.80	\$39.16	\$0.36	0.95%	7
8	200 to 250 kWh	1199	1.33%	3.59%	226	\$49.49	\$49.95	\$0.46	0.95%	8
9	250 to 300 kWh	1917	2.13%	5.72%	277	\$60.14	\$60.71	\$0.57	0.95%	9
10	300 to 350 kWh	2982	3.31%	9.03%	327	\$71.09	\$71.76	\$0.67	0.95%	10
11	350 to 400 kWh	4277	4.75%	13.77%	376	\$84.34	\$85.14	\$0.80	0.94%	11
12	400 to 450 kWh	5697	6.32%	20.09%	426	\$102.22	\$103.18	\$0.96	0.94%	12
13	450 to 500 kWh	6287	6.98%	27.07%	475	\$121.16	\$122.30	\$1.14	0.94%	13
14	500 to 550 kWh	6819	7.57%	34.63%	525	\$139.56	\$140.87	\$1.31	0.94%	14
15	550 to 600 kWh	6756	7.50%	42.13%	575	\$158.86	\$160.36	\$1.50	0.94%	15
16	600 to 650 kWh	6268	6.95%	49.08%	625	\$177.46	\$179.13	\$1.67	0.94%	16
17	650 to 700 kWh	5908	6.56%	55.64%	675	\$197.27	\$199.13	\$1.86	0.94%	17
18	700 to 800 kWh	9928	11.02%	66.65%	748	\$225.80	\$227.94	\$2.14	0.95%	18
19	800 to 900 kWh	7506	8.33%	74.98%	848	\$264.37	\$266.87	\$2.50	0.95%	19
20	900 to 1000 kWh	5444	6.04%	81.02%	947	\$303.55	\$306.42	\$2.87	0.95%	20
21	1000 to 1500 kWh	10550	11.71%	92.73%	1183	\$402.12	\$401.13	(\$0.99)	-0.25%	21
22	1500 to 2000 kWh	2615	2.90%	95.63%	1707	\$641.81	\$615.08	(\$26.73)	-4.17%	22
23	2000 to 3000 kWh	1629	1.81%	97.43%	2404	\$971.38	\$900.96	(\$70.42)	-7.25%	23
24	> 3000 kWh	2311	2.56%	100.00%	5948	\$2,628.86	\$2,335.64	(\$293.22)	-11.15%	24
25	TOTAL	90129	100.00%	100.00%	865	\$287.46	\$279.07	(\$8.39)	-2.92%	25

Note: DR w/ HUC reflects SDG&E's residential tiered rate schedule (Schedule DR) effective November 1, 2018 (AL 3290-E). DR w/o HUC is SDG&E's proposal to eliminate the HUC Charge.

Declaration of Cynthia Fang  
 November 30, 2018



APPENDIX C – ATTACHMENT D  
ILLUSTRATIVE HUC CUSTOMERS BY MONTH  
SAN DIEGO GAS AND ELECTRIC COMPANY  
PETITION FOR MODIFICATION OF D.15-07-001 AND D.17-07-006

**Typical Monthly Residential Energy Charges at DR w/ HUC and DR w/o HUC**

May

Line										Line
No.	Energy kWh	Number of Customers	% of Customers	% of Customers Cumulative	Avg kWh for the Range	DR w/ HUC (\$)	DR w/o HUC (\$)	CHANGE (\$)	CHANGE (%)	No.
1	< 25 kWh	62	0.07%	0.07%	-60	\$10.81	\$10.81	\$0.00	0.00%	1
2	25 to 50 kWh	85	0.09%	0.16%	38	\$9.60	\$9.62	\$0.02	0.23%	2
3	50 to 75 kWh	154	0.17%	0.33%	64	\$13.99	\$14.12	\$0.13	0.95%	3
4	75 to 100 kWh	217	0.24%	0.58%	89	\$19.56	\$19.74	\$0.18	0.95%	4
5	100 to 125 kWh	251	0.28%	0.85%	113	\$25.16	\$25.39	\$0.23	0.94%	5
6	125 to 150 kWh	284	0.32%	1.17%	138	\$30.54	\$30.83	\$0.29	0.95%	6
7	150 to 200 kWh	762	0.85%	2.01%	176	\$38.60	\$38.97	\$0.37	0.95%	7
8	200 to 250 kWh	1040	1.15%	3.17%	226	\$49.49	\$49.96	\$0.47	0.95%	8
9	250 to 300 kWh	1604	1.78%	4.95%	277	\$60.53	\$61.10	\$0.57	0.95%	9
10	300 to 350 kWh	2487	2.76%	7.71%	327	\$71.30	\$71.98	\$0.68	0.95%	10
11	350 to 400 kWh	3508	3.89%	11.60%	376	\$83.06	\$83.84	\$0.78	0.94%	11
12	400 to 450 kWh	4891	5.43%	17.03%	426	\$100.30	\$101.24	\$0.94	0.94%	12
13	450 to 500 kWh	5946	6.60%	23.62%	475	\$118.88	\$120.01	\$1.13	0.94%	13
14	500 to 550 kWh	6372	7.07%	30.69%	525	\$137.66	\$138.96	\$1.30	0.94%	14
15	550 to 600 kWh	6489	7.20%	37.89%	575	\$156.75	\$158.23	\$1.48	0.95%	15
16	600 to 650 kWh	6326	7.02%	44.91%	625	\$175.51	\$177.17	\$1.66	0.95%	16
17	650 to 700 kWh	6067	6.73%	51.64%	675	\$194.62	\$196.46	\$1.84	0.95%	17
18	700 to 800 kWh	10457	11.60%	63.24%	748	\$223.23	\$225.34	\$2.11	0.95%	18
19	800 to 900 kWh	8090	8.98%	72.22%	848	\$262.22	\$264.70	\$2.48	0.95%	19
20	900 to 1000 kWh	6024	6.68%	78.90%	948	\$301.78	\$304.64	\$2.86	0.95%	20
21	1000 to 1500 kWh	11924	13.23%	92.13%	1184	\$399.05	\$399.07	\$0.02	0.01%	21
22	1500 to 2000 kWh	2946	3.27%	95.40%	1706	\$636.18	\$611.52	(\$24.66)	-3.88%	22
23	2000 to 3000 kWh	1751	1.94%	97.35%	2401	\$964.53	\$897.24	(\$67.29)	-6.98%	23
24	> 3000 kWh	2392	2.65%	100.00%	6060	\$2,677.19	\$2,379.31	(\$297.88)	-11.13%	24
25	TOTAL	90129	100.00%	100.00%	902	\$300.14	\$291.41	(\$8.73)	-2.91%	25

Note: DR w/ HUC reflects SDG&E's residential tiered rate schedule (Schedule DR) effective November 1, 2018 (AL 3290-E). DR w/o HUC is SDG&E's proposal to eliminate the HUC Charge.

APPENDIX C – ATTACHMENT D  
ILLUSTRATIVE HUC CUSTOMERS BY MONTH  
SAN DIEGO GAS AND ELECTRIC COMPANY  
PETITION FOR MODIFICATION OF D.15-07-001 AND D.17-07-006

**Typical Monthly Residential Energy Charges at DR w/ HUC and DR w/o HUC**

June

Line										Line
No.	Energy kWh	Number of Customers	% of Customers	% of Customers Cumulative	Avg kWh for the Range	DR w/ HUC (\$)	DR w/o HUC (\$)	CHANGE (\$)	CHANGE (%)	No.
1	< 25 kWh	52	0.06%	0.06%	-143	\$9.73	\$9.73	\$0.00	0.00%	1
2	25 to 50 kWh	77	0.09%	0.14%	38	\$10.42	\$10.48	\$0.06	0.53%	2
3	50 to 75 kWh	120	0.13%	0.28%	64	\$16.56	\$16.70	\$0.14	0.81%	3
4	75 to 100 kWh	146	0.16%	0.44%	88	\$23.04	\$23.23	\$0.19	0.81%	4
5	100 to 125 kWh	214	0.24%	0.68%	113	\$29.44	\$29.67	\$0.23	0.81%	5
6	125 to 150 kWh	222	0.25%	0.92%	138	\$35.57	\$35.86	\$0.29	0.80%	6
7	150 to 200 kWh	533	0.59%	1.51%	176	\$45.63	\$45.99	\$0.36	0.81%	7
8	200 to 250 kWh	765	0.85%	2.36%	227	\$58.71	\$59.18	\$0.47	0.81%	8
9	250 to 300 kWh	1098	1.22%	3.58%	277	\$71.66	\$72.23	\$0.57	0.81%	9
10	300 to 350 kWh	1583	1.76%	5.34%	327	\$84.64	\$85.32	\$0.68	0.81%	10
11	350 to 400 kWh	2240	2.49%	7.82%	376	\$101.25	\$102.06	\$0.81	0.80%	11
12	400 to 450 kWh	3144	3.49%	11.31%	426	\$122.24	\$123.22	\$0.98	0.80%	12
13	450 to 500 kWh	3917	4.35%	15.65%	476	\$144.70	\$145.86	\$1.16	0.80%	13
14	500 to 550 kWh	4714	5.23%	20.88%	526	\$166.61	\$167.95	\$1.34	0.80%	14
15	550 to 600 kWh	5213	5.78%	26.67%	576	\$189.90	\$191.43	\$1.53	0.80%	15
16	600 to 650 kWh	5902	6.55%	33.22%	625	\$211.73	\$213.43	\$1.70	0.80%	16
17	650 to 700 kWh	6015	6.67%	39.89%	675	\$234.60	\$236.48	\$1.88	0.80%	17
18	700 to 800 kWh	11714	13.00%	52.89%	750	\$268.44	\$270.59	\$2.15	0.80%	18
19	800 to 900 kWh	10302	11.43%	64.32%	848	\$313.40	\$315.92	\$2.52	0.80%	19
20	900 to 1000 kWh	8039	8.92%	73.24%	948	\$360.15	\$363.03	\$2.88	0.80%	20
21	1000 to 1500 kWh	15798	17.53%	90.76%	1179	\$474.62	\$472.63	(\$1.99)	-0.42%	21
22	1500 to 2000 kWh	3650	4.05%	94.81%	1703	\$761.04	\$725.05	(\$35.99)	-4.73%	22
23	2000 to 3000 kWh	2124	2.36%	97.17%	2397	\$1,144.03	\$1,057.24	(\$86.79)	-7.59%	23
24	> 3000 kWh	2547	2.83%	100.00%	6128	\$3,200.29	\$2,835.81	(\$364.48)	-11.39%	24
25	TOTAL	90129	100.00%	100.00%	989	\$399.89	\$387.09	(\$12.80)	-3.20%	25

Note: DR w/ HUC reflects SDG&E's residential tiered rate schedule (Schedule DR) effective November 1, 2018 (AL 3290-E). DR w/o HUC is SDG&E's proposal to eliminate the HUC Charge.

Declaration of Cynthia Fang  
November 30, 2018

APPENDIX C – ATTACHMENT D  
ILLUSTRATIVE HUC CUSTOMERS BY MONTH  
SAN DIEGO GAS AND ELECTRIC COMPANY  
PETITION FOR MODIFICATION OF D.15-07-001 AND D.17-07-006

**Typical Monthly Residential Energy Charges at DR w/ HUC and DR w/o HUC**

July

Line No.	Energy kWh	Number of Customers	% of Customers	% of Customers Cumulative	Avg kWh for the Range	DR w/ HUC (\$)	DR w/o HUC (\$)	CHANGE (\$)	CHANGE (%)	Line No.
1	< 25 kWh	46	0.05%	0.05%	-95	\$10.59	\$10.59	\$0.00	0.00%	1
2	25 to 50 kWh	58	0.06%	0.12%	38	\$11.06	\$11.11	\$0.05	0.49%	2
3	50 to 75 kWh	60	0.07%	0.18%	62	\$16.20	\$16.33	\$0.13	0.81%	3
4	75 to 100 kWh	59	0.07%	0.25%	88	\$23.19	\$23.37	\$0.18	0.80%	4
5	100 to 125 kWh	84	0.09%	0.34%	112	\$29.06	\$29.29	\$0.23	0.81%	5
6	125 to 150 kWh	100	0.11%	0.45%	139	\$35.95	\$36.24	\$0.29	0.81%	6
7	150 to 200 kWh	202	0.22%	0.68%	175	\$45.90	\$46.27	\$0.37	0.80%	7
8	200 to 250 kWh	247	0.27%	0.95%	226	\$58.27	\$58.74	\$0.47	0.81%	8
9	250 to 300 kWh	312	0.35%	1.30%	276	\$72.46	\$73.05	\$0.59	0.81%	9
10	300 to 350 kWh	301	0.33%	1.63%	326	\$84.87	\$85.55	\$0.68	0.81%	10
11	350 to 400 kWh	343	0.38%	2.01%	376	\$100.01	\$100.82	\$0.81	0.81%	11
12	400 to 450 kWh	391	0.43%	2.44%	424	\$120.53	\$121.50	\$0.97	0.80%	12
13	450 to 500 kWh	476	0.53%	2.97%	476	\$141.69	\$142.83	\$1.14	0.80%	13
14	500 to 550 kWh	502	0.56%	3.53%	526	\$162.62	\$163.93	\$1.31	0.80%	14
15	550 to 600 kWh	549	0.61%	4.14%	576	\$186.95	\$188.45	\$1.50	0.80%	15
16	600 to 650 kWh	693	0.77%	4.91%	626	\$208.89	\$210.57	\$1.68	0.80%	16
17	650 to 700 kWh	827	0.92%	5.83%	676	\$234.38	\$236.26	\$1.88	0.80%	17
18	700 to 800 kWh	2101	2.33%	8.16%	752	\$267.69	\$269.84	\$2.15	0.80%	18
19	800 to 900 kWh	3030	3.36%	11.52%	853	\$314.32	\$316.84	\$2.52	0.80%	19
20	900 to 1000 kWh	4401	4.88%	16.40%	953	\$357.54	\$360.41	\$2.87	0.80%	20
21	1000 to 1500 kWh	44195	49.04%	65.44%	1261	\$506.48	\$502.73	(\$3.75)	-0.74%	21
22	1500 to 2000 kWh	18723	20.77%	86.21%	1697	\$740.72	\$709.59	(\$31.13)	-4.20%	22
23	2000 to 3000 kWh	8008	8.89%	95.10%	2357	\$1,105.39	\$1,026.29	(\$79.10)	-7.16%	23
24	> 3000 kWh	4421	4.91%	100.00%	5743	\$2,978.77	\$2,646.36	(\$332.41)	-11.16%	24
25	TOTAL	90129	100.00%	100.00%	1581	\$689.18	\$657.88	(\$31.30)	-4.54%	25

Note: DR w/ HUC reflects SDG&E's residential tiered rate schedule (Schedule DR) effective November 1, 2018 (AL 3290-E). DR w/o HUC is SDG&E's proposal to eliminate the HUC Charge.

Declaration of Cynthia Fang  
November 30, 2018

APPENDIX C – ATTACHMENT D  
ILLUSTRATIVE HUC CUSTOMERS BY MONTH  
SAN DIEGO GAS AND ELECTRIC COMPANY  
PETITION FOR MODIFICATION OF D.15-07-001 AND D.17-07-006

**Typical Monthly Residential Energy Charges at DR w/ HUC and DR w/o HUC**

**August**

Line										Line
No.	Energy kWh	Number of Customers	% of Customers	% of Customers Cumulative	Avg kWh for the Range	DR w/ HUC (\$)	DR w/o HUC (\$)	CHANGE (\$)	CHANGE (%)	No.
1	< 25 kWh	62	0.07%	0.07%	-61	\$10.68	\$10.68	\$0.00	0.00%	1
2	25 to 50 kWh	42	0.05%	0.12%	38	\$11.05	\$11.10	\$0.05	0.52%	2
3	50 to 75 kWh	34	0.04%	0.15%	64	\$17.09	\$17.23	\$0.14	0.81%	3
4	75 to 100 kWh	64	0.07%	0.23%	89	\$23.58	\$23.77	\$0.19	0.80%	4
5	100 to 125 kWh	76	0.08%	0.31%	111	\$29.05	\$29.29	\$0.24	0.81%	5
6	125 to 150 kWh	77	0.09%	0.39%	138	\$35.35	\$35.64	\$0.29	0.80%	6
7	150 to 200 kWh	191	0.21%	0.61%	176	\$46.86	\$47.24	\$0.38	0.81%	7
8	200 to 250 kWh	170	0.19%	0.80%	227	\$58.97	\$59.45	\$0.48	0.81%	8
9	250 to 300 kWh	219	0.24%	1.04%	277	\$72.29	\$72.87	\$0.58	0.81%	9
10	300 to 350 kWh	314	0.35%	1.39%	325	\$84.13	\$84.81	\$0.68	0.81%	10
11	350 to 400 kWh	299	0.33%	1.72%	376	\$100.80	\$101.61	\$0.81	0.80%	11
12	400 to 450 kWh	344	0.38%	2.10%	426	\$122.05	\$123.03	\$0.98	0.80%	12
13	450 to 500 kWh	369	0.41%	2.51%	476	\$143.20	\$144.36	\$1.16	0.80%	13
14	500 to 550 kWh	424	0.47%	2.98%	526	\$165.80	\$167.13	\$1.33	0.80%	14
15	550 to 600 kWh	437	0.49%	3.46%	577	\$190.25	\$191.78	\$1.53	0.80%	15
16	600 to 650 kWh	556	0.62%	4.08%	625	\$210.70	\$212.39	\$1.69	0.80%	16
17	650 to 700 kWh	646	0.72%	4.80%	676	\$231.18	\$233.04	\$1.86	0.80%	17
18	700 to 800 kWh	1530	1.70%	6.50%	754	\$270.03	\$272.20	\$2.17	0.80%	18
19	800 to 900 kWh	2114	2.35%	8.84%	852	\$316.80	\$319.35	\$2.55	0.80%	19
20	900 to 1000 kWh	3250	3.61%	12.45%	953	\$362.88	\$365.79	\$2.91	0.80%	20
21	1000 to 1500 kWh	46262	51.33%	63.78%	1265	\$507.81	\$503.78	(\$4.03)	-0.79%	21
22	1500 to 2000 kWh	19625	21.77%	85.55%	1696	\$737.51	\$706.14	(\$31.37)	-4.25%	22
23	2000 to 3000 kWh	8340	9.25%	94.80%	2357	\$1,103.83	\$1,023.88	(\$79.95)	-7.24%	23
24	> 3000 kWh	4684	5.20%	100.00%	5790	\$3,006.86	\$2,670.29	(\$336.57)	-11.19%	24
25	TOTAL	90129	100.00%	100.00%	1626	\$711.56	\$678.03	(\$33.53)	-4.71%	25

Note: DR w/ HUC reflects SDG&E's residential tiered rate schedule (Schedule DR) effective November 1, 2018 (AL 3290-E). DR w/o HUC is SDG&E's proposal to eliminate the HUC Charge.

Declaration of Cynthia Fang  
November 30, 2018

APPENDIX C – ATTACHMENT D  
ILLUSTRATIVE HUC CUSTOMERS BY MONTH  
SAN DIEGO GAS AND ELECTRIC COMPANY  
PETITION FOR MODIFICATION OF D.15-07-001 AND D.17-07-006

**Typical Monthly Residential Energy Charges at DR w/ HUC and DR w/o HUC**

**September**

Line No.	Energy kWh	Number of Customers	% of Customers	% of Customers Cumulative	Avg kWh for the Range	DR w/ HUC (\$)	DR w/o HUC (\$)	CHANGE (\$)	CHANGE (%)	Line No.
1	< 25 kWh	77	0.09%	0.09%	3	\$9.13	\$9.13	\$0.00	0.00%	1
2	25 to 50 kWh	94	0.10%	0.19%	37	\$10.01	\$10.06	\$0.05	0.47%	2
3	50 to 75 kWh	136	0.15%	0.34%	64	\$16.47	\$16.60	\$0.13	0.81%	3
4	75 to 100 kWh	168	0.19%	0.53%	88	\$22.86	\$23.04	\$0.18	0.81%	4
5	100 to 125 kWh	214	0.24%	0.76%	113	\$29.39	\$29.62	\$0.23	0.81%	5
6	125 to 150 kWh	202	0.22%	0.99%	138	\$36.39	\$36.69	\$0.30	0.81%	6
7	150 to 200 kWh	449	0.50%	1.49%	176	\$44.99	\$45.35	\$0.36	0.81%	7
8	200 to 250 kWh	547	0.61%	2.09%	226	\$58.21	\$58.67	\$0.46	0.81%	8
9	250 to 300 kWh	638	0.71%	2.80%	275	\$70.43	\$71.00	\$0.57	0.81%	9
10	300 to 350 kWh	789	0.88%	3.68%	325	\$83.46	\$84.13	\$0.67	0.81%	10
11	350 to 400 kWh	880	0.98%	4.65%	375	\$100.22	\$101.03	\$0.81	0.80%	11
12	400 to 450 kWh	1075	1.19%	5.84%	425	\$120.43	\$121.40	\$0.97	0.80%	12
13	450 to 500 kWh	1317	1.46%	7.31%	476	\$142.60	\$143.75	\$1.15	0.80%	13
14	500 to 550 kWh	1582	1.76%	9.06%	526	\$165.36	\$166.69	\$1.33	0.80%	14
15	550 to 600 kWh	1969	2.19%	11.25%	576	\$188.21	\$189.72	\$1.51	0.80%	15
16	600 to 650 kWh	2461	2.73%	13.98%	627	\$209.87	\$211.55	\$1.68	0.80%	16
17	650 to 700 kWh	3056	3.39%	17.37%	676	\$232.59	\$234.46	\$1.87	0.80%	17
18	700 to 800 kWh	8147	9.04%	26.41%	753	\$268.11	\$270.26	\$2.15	0.80%	18
19	800 to 900 kWh	10160	11.27%	37.68%	851	\$313.19	\$315.70	\$2.51	0.80%	19
20	900 to 1000 kWh	10644	11.81%	49.49%	949	\$359.63	\$362.51	\$2.88	0.80%	20
21	1000 to 1500 kWh	31114	34.52%	84.01%	1195	\$483.00	\$480.25	(\$2.75)	-0.57%	21
22	1500 to 2000 kWh	7416	8.23%	92.24%	1695	\$754.20	\$718.59	(\$35.61)	-4.72%	22
23	2000 to 3000 kWh	3763	4.18%	96.41%	2382	\$1,136.03	\$1,049.19	(\$86.84)	-7.65%	23
24	> 3000 kWh	3231	3.59%	100.00%	6030	\$3,143.55	\$2,786.19	(\$357.36)	-11.37%	24
25	TOTAL	90129	100.00%	100.00%	1229	\$518.10	\$498.82	(\$19.28)	-3.72%	25

Note: DR w/ HUC reflects SDG&E’s residential tiered rate schedule (Schedule DR) effective November 1, 2018 (AL 3290-E). DR w/o HUC is SDG&E’s proposal to eliminate the HUC Charge.

APPENDIX C – ATTACHMENT D  
ILLUSTRATIVE HUC CUSTOMERS BY MONTH  
SAN DIEGO GAS AND ELECTRIC COMPANY  
PETITION FOR MODIFICATION OF D.15-07-001 AND D.17-07-006

**Typical Monthly Residential Energy Charges at DR w/ HUC and DR w/o HUC**

**October**

Line										Line
No.	Energy kWh	Number of Customers	% of Customers	% of Customers Cumulative	Avg kWh for the Range	DR w/ HUC (\$)	DR w/o HUC (\$)	CHANGE (\$)	CHANGE (%)	No.
1	< 25 kWh	69	0.08%	0.08%	1	\$9.79	\$9.79	\$0.00	0.00%	1
2	25 to 50 kWh	93	0.10%	0.18%	39	\$10.74	\$10.79	\$0.05	0.51%	2
3	50 to 75 kWh	157	0.17%	0.35%	63	\$15.94	\$16.07	\$0.13	0.81%	3
4	75 to 100 kWh	183	0.20%	0.56%	88	\$22.76	\$22.94	\$0.18	0.81%	4
5	100 to 125 kWh	238	0.26%	0.82%	114	\$29.62	\$29.86	\$0.24	0.81%	5
6	125 to 150 kWh	220	0.24%	1.07%	138	\$35.98	\$36.27	\$0.29	0.80%	6
7	150 to 200 kWh	572	0.64%	1.70%	176	\$45.27	\$45.64	\$0.37	0.81%	7
8	200 to 250 kWh	660	0.73%	2.43%	226	\$57.82	\$58.29	\$0.47	0.81%	8
9	250 to 300 kWh	836	0.93%	3.36%	276	\$71.40	\$71.98	\$0.58	0.81%	9
10	300 to 350 kWh	1063	1.18%	4.54%	326	\$83.41	\$84.08	\$0.67	0.81%	10
11	350 to 400 kWh	1312	1.46%	6.00%	376	\$98.15	\$98.94	\$0.79	0.81%	11
12	400 to 450 kWh	1804	2.00%	8.00%	426	\$118.34	\$119.29	\$0.95	0.81%	12
13	450 to 500 kWh	2302	2.55%	10.55%	476	\$140.23	\$141.35	\$1.12	0.81%	13
14	500 to 550 kWh	2991	3.32%	13.87%	526	\$162.20	\$163.51	\$1.31	0.81%	14
15	550 to 600 kWh	3812	4.23%	18.10%	576	\$184.66	\$186.14	\$1.48	0.80%	15
16	600 to 650 kWh	4330	4.80%	22.90%	625	\$207.71	\$209.38	\$1.67	0.80%	16
17	650 to 700 kWh	4922	5.46%	28.36%	676	\$230.61	\$232.46	\$1.85	0.80%	17
18	700 to 800 kWh	10628	11.79%	40.16%	751	\$265.73	\$267.87	\$2.14	0.80%	18
19	800 to 900 kWh	10738	11.91%	52.07%	849	\$311.58	\$314.09	\$2.51	0.80%	19
20	900 to 1000 kWh	9267	10.28%	62.35%	948	\$358.81	\$361.70	\$2.89	0.80%	20
21	1000 to 1500 kWh	22910	25.42%	87.77%	1187	\$476.68	\$475.39	(\$1.29)	-0.27%	21
22	1500 to 2000 kWh	5178	5.75%	93.52%	1703	\$757.91	\$723.73	(\$34.18)	-4.51%	22
23	2000 to 3000 kWh	2857	3.17%	96.69%	2395	\$1,138.40	\$1,053.24	(\$85.16)	-7.48%	23
24	> 3000 kWh	2987	3.31%	100.00%	6143	\$3,201.69	\$2,838.70	(\$362.99)	-11.34%	24
25	TOTAL	90129	100.00%	100.00%	1111	\$458.02	\$442.21	(\$15.81)	-3.45%	25

Note: DR w/ HUC reflects SDG&E's residential tiered rate schedule (Schedule DR) effective November 1, 2018 (AL 3290-E). DR w/o HUC is SDG&E's proposal to eliminate the HUC Charge.

APPENDIX C – ATTACHMENT D  
ILLUSTRATIVE HUC CUSTOMERS BY MONTH  
SAN DIEGO GAS AND ELECTRIC COMPANY  
PETITION FOR MODIFICATION OF D.15-07-001 AND D.17-07-006

**Typical Monthly Residential Energy Charges at DR w/ HUC and DR w/o HUC**

**November**

Line										Line
No.	Energy kWh	Number of Customers	% of Customers	% of Customers Cumulative	Avg kWh for the Range	DR w/ HUC (\$)	DR w/o HUC (\$)	CHANGE (\$)	CHANGE (%)	No.
1	< 25 kWh	83	0.09%	0.09%	5	\$9.40	\$9.40	\$0.00	0.00%	1
2	25 to 50 kWh	121	0.13%	0.23%	38	\$9.35	\$9.39	\$0.04	0.38%	2
3	50 to 75 kWh	224	0.25%	0.48%	63	\$13.75	\$13.88	\$0.13	0.94%	3
4	75 to 100 kWh	247	0.27%	0.75%	88	\$19.20	\$19.38	\$0.18	0.95%	4
5	100 to 125 kWh	293	0.33%	1.07%	113	\$24.79	\$25.02	\$0.23	0.95%	5
6	125 to 150 kWh	355	0.39%	1.47%	138	\$30.18	\$30.47	\$0.29	0.94%	6
7	150 to 200 kWh	826	0.92%	2.38%	176	\$38.33	\$38.70	\$0.37	0.95%	7
8	200 to 250 kWh	1129	1.25%	3.64%	226	\$49.26	\$49.72	\$0.46	0.95%	8
9	250 to 300 kWh	1791	1.99%	5.62%	277	\$59.96	\$60.52	\$0.56	0.95%	9
10	300 to 350 kWh	2607	2.89%	8.52%	327	\$70.58	\$71.25	\$0.67	0.95%	10
11	350 to 400 kWh	3579	3.97%	12.49%	376	\$84.18	\$84.97	\$0.79	0.94%	11
12	400 to 450 kWh	4629	5.14%	17.62%	426	\$101.36	\$102.31	\$0.95	0.94%	12
13	450 to 500 kWh	5462	6.06%	23.68%	476	\$120.57	\$121.70	\$1.13	0.94%	13
14	500 to 550 kWh	5820	6.46%	30.14%	525	\$139.35	\$140.67	\$1.32	0.94%	14
15	550 to 600 kWh	5984	6.64%	36.78%	575	\$158.23	\$159.72	\$1.49	0.94%	15
16	600 to 650 kWh	5884	6.53%	43.31%	625	\$177.90	\$179.58	\$1.68	0.94%	16
17	650 to 700 kWh	5725	6.35%	49.66%	675	\$197.54	\$199.41	\$1.87	0.94%	17
18	700 to 800 kWh	10091	11.20%	60.86%	748	\$225.89	\$228.03	\$2.14	0.95%	18
19	800 to 900 kWh	8191	9.09%	69.94%	848	\$265.06	\$267.56	\$2.50	0.95%	19
20	900 to 1000 kWh	6296	6.99%	76.93%	948	\$305.22	\$308.11	\$2.89	0.95%	20
21	1000 to 1500 kWh	13187	14.63%	91.56%	1182	\$402.81	\$401.79	(\$1.02)	-0.26%	21
22	1500 to 2000 kWh	3159	3.51%	95.07%	1707	\$641.94	\$615.06	(\$26.88)	-4.19%	22
23	2000 to 3000 kWh	1980	2.20%	97.26%	2402	\$968.72	\$898.74	(\$69.98)	-7.22%	23
24	> 3000 kWh	2466	2.74%	100.00%	5852	\$2,584.04	\$2,296.63	(\$287.41)	-11.12%	24
25	TOTAL	90129	100.00%	100.00%	915	\$308.15	\$298.93	(\$9.22)	-2.99%	25

Note: DR w/ HUC reflects SDG&E’s residential tiered rate schedule (Schedule DR) effective November 1, 2018 (AL 3290-E). DR w/o HUC is SDG&E’s proposal to eliminate the HUC Charge.

Declaration of Cynthia Fang  
November 30, 2018

APPENDIX C – ATTACHMENT D  
ILLUSTRATIVE HUC CUSTOMERS BY MONTH  
SAN DIEGO GAS AND ELECTRIC COMPANY  
PETITION FOR MODIFICATION OF D.15-07-001 AND D.17-07-006

**Typical Monthly Residential Energy Charges at DR w/ HUC and DR w/o HUC**

December

Line										Line
No.	Energy kWh	Number of Customers	% of Customers	% of Customers Cumulative	Avg kWh for the Range	DR w/ HUC (\$)	DR w/o HUC (\$)	CHANGE (\$)	CHANGE (%)	No.
1	< 25 kWh	69	0.08%	0.08%	6	\$9.66	\$9.66	\$0.00	0.00%	1
2	25 to 50 kWh	136	0.15%	0.23%	39	\$9.74	\$9.77	\$0.03	0.34%	2
3	50 to 75 kWh	215	0.24%	0.47%	63	\$13.62	\$13.75	\$0.13	0.95%	3
4	75 to 100 kWh	238	0.26%	0.73%	87	\$19.10	\$19.28	\$0.18	0.94%	4
5	100 to 125 kWh	291	0.32%	1.05%	113	\$24.95	\$25.19	\$0.24	0.95%	5
6	125 to 150 kWh	305	0.34%	1.39%	138	\$30.60	\$30.89	\$0.29	0.95%	6
7	150 to 200 kWh	747	0.83%	2.22%	176	\$38.20	\$38.56	\$0.36	0.95%	7
8	200 to 250 kWh	976	1.08%	3.30%	226	\$48.93	\$49.39	\$0.46	0.95%	8
9	250 to 300 kWh	1384	1.54%	4.84%	277	\$60.10	\$60.67	\$0.57	0.95%	9
10	300 to 350 kWh	1964	2.18%	7.02%	326	\$70.76	\$71.43	\$0.67	0.95%	10
11	350 to 400 kWh	2640	2.93%	9.95%	376	\$82.64	\$83.42	\$0.78	0.94%	11
12	400 to 450 kWh	3311	3.67%	13.62%	426	\$99.50	\$100.44	\$0.94	0.94%	12
13	450 to 500 kWh	3891	4.32%	17.94%	476	\$117.82	\$118.93	\$1.11	0.94%	13
14	500 to 550 kWh	4658	5.17%	23.11%	525	\$136.52	\$137.81	\$1.29	0.95%	14
15	550 to 600 kWh	4911	5.45%	28.56%	575	\$155.90	\$157.38	\$1.48	0.95%	15
16	600 to 650 kWh	5028	5.58%	34.14%	625	\$176.15	\$177.82	\$1.67	0.95%	16
17	650 to 700 kWh	4959	5.50%	39.64%	675	\$194.87	\$196.72	\$1.85	0.95%	17
18	700 to 800 kWh	9530	10.57%	50.21%	749	\$224.36	\$226.49	\$2.13	0.95%	18
19	800 to 900 kWh	8277	9.18%	59.40%	849	\$263.83	\$266.32	\$2.49	0.95%	19
20	900 to 1000 kWh	6862	7.61%	67.01%	948	\$302.04	\$304.90	\$2.86	0.95%	20
21	1000 to 1500 kWh	19418	21.55%	88.55%	1202	\$407.06	\$406.45	(\$0.61)	-0.15%	21
22	1500 to 2000 kWh	4905	5.44%	94.00%	1703	\$629.40	\$606.26	(\$23.14)	-3.68%	22
23	2000 to 3000 kWh	2741	3.04%	97.04%	2386	\$950.58	\$886.45	(\$64.13)	-6.75%	23
24	> 3000 kWh	2673	2.97%	100.00%	5740	\$2,525.23	\$2,248.16	(\$277.07)	-10.97%	24
25	TOTAL	90129	100.00%	100.00%	1018	\$347.56	\$337.16	(\$10.40)	-2.99%	25

Note: DR w/ HUC reflects SDG&E's residential tiered rate schedule (Schedule DR) effective November 1, 2018 (AL 3290-E). DR w/o HUC is SDG&E's proposal to eliminate the HUC Charge.



APPENDIX C – ATTACHMENT D  
ILLUSTRATIVE HUC CUSTOMERS BY MONTH  
SAN DIEGO GAS AND ELECTRIC COMPANY  
PETITION FOR MODIFICATION OF D.15-07-001 AND D.17-07-006

**Typical Monthly Residential Energy Charges at DR w/ HUC and DR w/o HUC**

**CARE, January**

Line										Line
No.	Energy kWh	Number of Customers	% of Customers	% of Customers Cumulative	Avg kWh for the Range	DR w/ HUC (\$)	DR w/o HUC (\$)	CHANGE (\$)	CHANGE (%)	No.
1	< 25 kWh	12	0.17%	0.17%	16	\$5.09	\$5.09	\$0.00	0.00%	1
2	25 to 50 kWh	27	0.37%	0.54%	36	\$5.66	\$5.68	\$0.02	0.43%	2
3	50 to 75 kWh	20	0.28%	0.81%	61	\$8.64	\$8.72	\$0.08	0.97%	3
4	75 to 100 kWh	33	0.45%	1.26%	87	\$12.25	\$12.36	\$0.11	0.95%	4
5	100 to 125 kWh	22	0.30%	1.57%	114	\$16.12	\$16.28	\$0.16	0.97%	5
6	125 to 150 kWh	30	0.41%	1.98%	137	\$19.34	\$19.53	\$0.19	0.96%	6
7	150 to 200 kWh	114	1.57%	3.54%	176	\$25.00	\$25.24	\$0.24	0.96%	7
8	200 to 250 kWh	132	1.81%	5.36%	225	\$31.89	\$32.19	\$0.30	0.96%	8
9	250 to 300 kWh	224	3.08%	8.43%	276	\$39.07	\$39.44	\$0.37	0.96%	9
10	300 to 350 kWh	298	4.09%	12.53%	325	\$46.30	\$46.74	\$0.44	0.95%	10
11	350 to 400 kWh	397	5.45%	17.98%	376	\$53.49	\$54.00	\$0.51	0.96%	11
12	400 to 450 kWh	534	7.34%	25.32%	426	\$64.54	\$65.16	\$0.62	0.95%	12
13	450 to 500 kWh	581	7.98%	33.30%	475	\$76.05	\$76.78	\$0.73	0.95%	13
14	500 to 550 kWh	592	8.13%	41.43%	526	\$88.02	\$88.86	\$0.84	0.95%	14
15	550 to 600 kWh	528	7.25%	48.69%	575	\$100.23	\$101.18	\$0.95	0.95%	15
16	600 to 650 kWh	510	7.01%	55.69%	623	\$112.18	\$113.25	\$1.07	0.95%	16
17	650 to 700 kWh	484	6.65%	62.34%	674	\$124.65	\$125.83	\$1.18	0.95%	17
18	700 to 800 kWh	743	10.21%	72.55%	747	\$142.75	\$144.10	\$1.35	0.95%	18
19	800 to 900 kWh	598	8.22%	80.76%	847	\$168.86	\$170.46	\$1.60	0.95%	19
20	900 to 1000 kWh	428	5.88%	86.64%	949	\$194.42	\$196.27	\$1.85	0.95%	20
21	1000 to 1500 kWh	812	11.16%	97.80%	1183	\$254.47	\$255.26	\$0.79	0.31%	21
22	1500 to 2000 kWh	116	1.59%	99.39%	1696	\$392.83	\$385.48	(\$7.35)	-1.87%	22
23	2000 to 3000 kWh	30	0.41%	99.81%	2326	\$617.01	\$588.28	(\$28.73)	-4.66%	23
24	> 3000 kWh	14	0.19%	100.00%	4905	\$1,409.65	\$1,274.26	(\$135.39)	-9.61%	24
25	TOTAL	7279	100.00%	100.00%	673	\$128.38	\$128.81	\$0.43	0.34%	25

Note: DR w/ HUC reflects SDG&E's residential tiered rate schedule (Schedule DR) effective November 1, 2018 (AL 3290-E). DR w/o HUC is SDG&E's proposal to eliminate the HUC Charge.

Declaration of Cynthia Fang  
November 30, 2018

APPENDIX C – ATTACHMENT D  
 ILLUSTRATIVE HUC CUSTOMERS BY MONTH  
 SAN DIEGO GAS AND ELECTRIC COMPANY  
 PETITION FOR MODIFICATION OF D.15-07-001 AND D.17-07-006

**Typical Monthly Residential Energy Charges at DR w/ HUC and DR w/o HUC**

**CARE, February**

Line										Line
No.	Energy kWh	Number of Customers	% of Customers	% of Customers Cumulative	Avg kWh for the Range	DR w/ HUC (\$)	DR w/o HUC (\$)	CHANGE (\$)	CHANGE (%)	No.
1	< 25 kWh	12	0.17%	0.17%	15	\$4.99	\$4.99	\$0.00	0.00%	1
2	25 to 50 kWh	22	0.30%	0.47%	37	\$5.50	\$5.53	\$0.03	0.67%	2
3	50 to 75 kWh	20	0.28%	0.74%	61	\$8.60	\$8.68	\$0.08	0.97%	3
4	75 to 100 kWh	30	0.41%	1.15%	87	\$12.33	\$12.44	\$0.11	0.95%	4
5	100 to 125 kWh	39	0.54%	1.69%	114	\$16.13	\$16.29	\$0.16	0.97%	5
6	125 to 150 kWh	39	0.54%	2.23%	138	\$19.76	\$19.95	\$0.19	0.96%	6
7	150 to 200 kWh	115	1.58%	3.81%	176	\$25.07	\$25.31	\$0.24	0.95%	7
8	200 to 250 kWh	201	2.76%	6.57%	228	\$32.18	\$32.48	\$0.30	0.96%	8
9	250 to 300 kWh	322	4.42%	10.99%	278	\$39.40	\$39.78	\$0.38	0.96%	9
10	300 to 350 kWh	421	5.78%	16.78%	326	\$46.39	\$46.84	\$0.45	0.96%	10
11	350 to 400 kWh	590	8.11%	24.88%	376	\$56.24	\$56.78	\$0.54	0.95%	11
12	400 to 450 kWh	658	9.04%	33.92%	424	\$67.45	\$68.10	\$0.65	0.95%	12
13	450 to 500 kWh	636	8.74%	42.66%	475	\$79.59	\$80.34	\$0.75	0.95%	13
14	500 to 550 kWh	585	8.04%	50.70%	524	\$91.97	\$92.85	\$0.88	0.95%	14
15	550 to 600 kWh	563	7.74%	58.43%	574	\$104.05	\$105.03	\$0.98	0.95%	15
16	600 to 650 kWh	491	6.75%	65.18%	625	\$115.94	\$117.04	\$1.10	0.95%	16
17	650 to 700 kWh	426	5.85%	71.03%	674	\$129.00	\$130.22	\$1.22	0.95%	17
18	700 to 800 kWh	654	8.99%	80.01%	747	\$147.70	\$149.10	\$1.40	0.95%	18
19	800 to 900 kWh	445	6.11%	86.13%	846	\$173.57	\$175.22	\$1.65	0.95%	19
20	900 to 1000 kWh	314	4.31%	90.44%	945	\$196.61	\$198.48	\$1.87	0.95%	20
21	1000 to 1500 kWh	584	8.02%	98.46%	1167	\$255.17	\$254.89	(\$0.28)	-0.11%	21
22	1500 to 2000 kWh	74	1.02%	99.48%	1676	\$396.81	\$387.93	(\$8.88)	-2.24%	22
23	2000 to 3000 kWh	26	0.36%	99.84%	2445	\$665.03	\$627.14	(\$37.89)	-5.70%	23
24	> 3000 kWh	12	0.17%	100.00%	4712	\$1,338.96	\$1,204.90	(\$134.06)	-10.01%	24
25	TOTAL	7279	100.00%	100.00%	607	\$115.88	\$116.23	\$0.35	0.31%	25

Note: DR w/ HUC reflects SDG&E's residential tiered rate schedule (Schedule DR) effective November 1, 2018 (AL 3290-E). DR w/o HUC is SDG&E's proposal to eliminate the HUC Charge.

Declaration of Cynthia Fang  
 November 30, 2018

APPENDIX C – ATTACHMENT D  
ILLUSTRATIVE HUC CUSTOMERS BY MONTH  
SAN DIEGO GAS AND ELECTRIC COMPANY  
PETITION FOR MODIFICATION OF D.15-07-001 AND D.17-07-006

**Typical Monthly Residential Energy Charges at DR w/ HUC and DR w/o HUC**

**CARE, March**

Line No.	Energy kWh	Number of Customers	% of Customers	% of Customers Cumulative	Avg kWh for the Range	DR w/ HUC (\$)	DR w/o HUC (\$)	CHANGE (\$)	CHANGE (%)	Line No.
1	< 25 kWh	5	0.07%	0.07%	19	\$6.12	\$6.12	\$0.00	0.00%	1
2	25 to 50 kWh	19	0.26%	0.33%	39	\$5.87	\$5.91	\$0.04	0.67%	2
3	50 to 75 kWh	21	0.29%	0.62%	60	\$8.56	\$8.65	\$0.09	0.98%	3
4	75 to 100 kWh	24	0.33%	0.95%	89	\$12.61	\$12.73	\$0.12	0.95%	4
5	100 to 125 kWh	24	0.33%	1.28%	112	\$15.80	\$15.95	\$0.15	0.96%	5
6	125 to 150 kWh	31	0.43%	1.71%	137	\$19.69	\$19.88	\$0.19	0.96%	6
7	150 to 200 kWh	102	1.40%	3.11%	175	\$24.66	\$24.90	\$0.24	0.95%	7
8	200 to 250 kWh	152	2.09%	5.19%	228	\$32.25	\$32.56	\$0.31	0.96%	8
9	250 to 300 kWh	244	3.35%	8.55%	277	\$39.13	\$39.51	\$0.38	0.96%	9
10	300 to 350 kWh	356	4.89%	13.44%	325	\$46.29	\$46.74	\$0.45	0.95%	10
11	350 to 400 kWh	473	6.50%	19.94%	375	\$53.58	\$54.09	\$0.51	0.96%	11
12	400 to 450 kWh	606	8.33%	28.26%	425	\$64.30	\$64.91	\$0.61	0.95%	12
13	450 to 500 kWh	584	8.02%	36.28%	475	\$76.18	\$76.90	\$0.72	0.95%	13
14	500 to 550 kWh	629	8.64%	44.92%	525	\$87.86	\$88.69	\$0.83	0.95%	14
15	550 to 600 kWh	576	7.91%	52.84%	574	\$99.75	\$100.70	\$0.95	0.95%	15
16	600 to 650 kWh	498	6.84%	59.68%	624	\$112.19	\$113.26	\$1.07	0.95%	16
17	650 to 700 kWh	457	6.28%	65.96%	675	\$125.64	\$126.83	\$1.19	0.95%	17
18	700 to 800 kWh	725	9.96%	75.92%	747	\$143.19	\$144.55	\$1.36	0.95%	18
19	800 to 900 kWh	543	7.46%	83.38%	848	\$169.07	\$170.67	\$1.60	0.95%	19
20	900 to 1000 kWh	397	5.45%	88.83%	945	\$192.90	\$194.73	\$1.83	0.95%	20
21	1000 to 1500 kWh	660	9.07%	97.90%	1182	\$252.92	\$253.97	\$1.05	0.42%	21
22	1500 to 2000 kWh	106	1.46%	99.35%	1668	\$386.09	\$380.07	(\$6.02)	-1.56%	22
23	2000 to 3000 kWh	35	0.48%	99.84%	2399	\$654.77	\$620.43	(\$34.34)	-5.25%	23
24	> 3000 kWh	12	0.17%	100.00%	4889	\$1,351.73	\$1,222.93	(\$128.80)	-9.53%	24
25	TOTAL	7279	100.00%	100.00%	648	\$122.14	\$122.61	\$0.47	0.38%	25

Note: DR w/ HUC reflects SDG&E's residential tiered rate schedule (Schedule DR) effective November 1, 2018 (AL 3290-E). DR w/o HUC is SDG&E's proposal to eliminate the HUC Charge.

Declaration of Cynthia Fang  
November 30, 2018

APPENDIX C – ATTACHMENT D  
ILLUSTRATIVE HUC CUSTOMERS BY MONTH  
SAN DIEGO GAS AND ELECTRIC COMPANY  
PETITION FOR MODIFICATION OF D.15-07-001 AND D.17-07-006

**Typical Monthly Residential Energy Charges at DR w/ HUC and DR w/o HUC**

CARE, April

Line										Line
No.	Energy kWh	Number of Customers	% of Customers	% of Customers Cumulative	Avg kWh for the Range	DR w/ HUC (\$)	DR w/o HUC (\$)	CHANGE (\$)	CHANGE (%)	No.
1	< 25 kWh	5	0.07%	0.07%	18	\$5.92	\$5.92	\$0.00	0.00%	1
2	25 to 50 kWh	19	0.26%	0.33%	39	\$5.70	\$5.74	\$0.04	0.75%	2
3	50 to 75 kWh	23	0.32%	0.65%	63	\$8.95	\$9.04	\$0.09	0.97%	3
4	75 to 100 kWh	26	0.36%	1.00%	88	\$12.43	\$12.54	\$0.11	0.94%	4
5	100 to 125 kWh	28	0.39%	1.39%	111	\$15.71	\$15.86	\$0.15	0.96%	5
6	125 to 150 kWh	30	0.41%	1.80%	138	\$19.52	\$19.71	\$0.19	0.96%	6
7	150 to 200 kWh	89	1.22%	3.02%	176	\$24.76	\$24.99	\$0.23	0.96%	7
8	200 to 250 kWh	140	1.92%	4.95%	225	\$31.99	\$32.30	\$0.31	0.96%	8
9	250 to 300 kWh	246	3.38%	8.33%	278	\$39.19	\$39.56	\$0.37	0.96%	9
10	300 to 350 kWh	381	5.23%	13.56%	327	\$46.39	\$46.83	\$0.44	0.96%	10
11	350 to 400 kWh	463	6.36%	19.92%	376	\$54.09	\$54.61	\$0.52	0.96%	11
12	400 to 450 kWh	644	8.85%	28.77%	426	\$65.74	\$66.37	\$0.63	0.96%	12
13	450 to 500 kWh	639	8.78%	37.55%	476	\$77.79	\$78.54	\$0.75	0.96%	13
14	500 to 550 kWh	676	9.29%	46.83%	525	\$89.07	\$89.92	\$0.85	0.96%	14
15	550 to 600 kWh	604	8.30%	55.13%	574	\$100.74	\$101.70	\$0.96	0.95%	15
16	600 to 650 kWh	584	8.02%	63.16%	624	\$112.89	\$113.96	\$1.07	0.95%	16
17	650 to 700 kWh	504	6.92%	70.08%	675	\$126.74	\$127.95	\$1.21	0.95%	17
18	700 to 800 kWh	735	10.10%	80.18%	745	\$142.89	\$144.25	\$1.36	0.95%	18
19	800 to 900 kWh	552	7.58%	87.76%	846	\$169.37	\$170.98	\$1.61	0.95%	19
20	900 to 1000 kWh	315	4.33%	92.09%	947	\$194.01	\$195.85	\$1.84	0.95%	20
21	1000 to 1500 kWh	491	6.75%	98.83%	1153	\$250.19	\$250.95	\$0.76	0.31%	21
22	1500 to 2000 kWh	59	0.81%	99.64%	1679	\$409.87	\$400.44	(\$9.43)	-2.30%	22
23	2000 to 3000 kWh	16	0.22%	99.86%	2382	\$680.08	\$639.25	(\$40.83)	-6.00%	23
24	> 3000 kWh	10	0.14%	100.00%	4640	\$1,237.15	\$1,118.21	(\$118.94)	-9.61%	24
25	TOTAL	7279	100.00%	100.00%	615	\$114.51	\$115.10	\$0.59	0.52%	25

Note: DR w/ HUC reflects SDG&E's residential tiered rate schedule (Schedule DR) effective November 1, 2018 (AL 3290-E). DR w/o HUC is SDG&E's proposal to eliminate the HUC Charge.

Declaration of Cynthia Fang  
November 30, 2018

APPENDIX C – ATTACHMENT D  
ILLUSTRATIVE HUC CUSTOMERS BY MONTH  
SAN DIEGO GAS AND ELECTRIC COMPANY  
PETITION FOR MODIFICATION OF D.15-07-001 AND D.17-07-006

**Typical Monthly Residential Energy Charges at DR w/ HUC and DR w/o HUC**

**CARE, May**

Line										Line
No.	Energy kWh	Number of Customers	% of Customers	% of Customers Cumulative	Avg kWh for the Range	DR w/ HUC (\$)	DR w/o HUC (\$)	CHANGE (\$)	CHANGE (%)	No.
1	< 25 kWh	5	0.07%	0.07%	16	\$6.12	\$6.12	\$0.00	0.00%	1
2	25 to 50 kWh	13	0.18%	0.25%	39	\$5.70	\$5.74	\$0.04	0.65%	2
3	50 to 75 kWh	18	0.25%	0.50%	65	\$9.21	\$9.30	\$0.09	0.95%	3
4	75 to 100 kWh	26	0.36%	0.85%	91	\$12.79	\$12.91	\$0.12	0.94%	4
5	100 to 125 kWh	19	0.26%	1.11%	110	\$15.53	\$15.68	\$0.15	0.97%	5
6	125 to 150 kWh	26	0.36%	1.47%	137	\$19.35	\$19.54	\$0.19	0.96%	6
7	150 to 200 kWh	80	1.10%	2.57%	175	\$24.68	\$24.91	\$0.23	0.95%	7
8	200 to 250 kWh	120	1.65%	4.22%	227	\$31.97	\$32.27	\$0.30	0.96%	8
9	250 to 300 kWh	191	2.62%	6.84%	277	\$39.41	\$39.79	\$0.38	0.96%	9
10	300 to 350 kWh	293	4.03%	10.87%	326	\$46.04	\$46.48	\$0.44	0.95%	10
11	350 to 400 kWh	400	5.50%	16.36%	376	\$53.61	\$54.12	\$0.51	0.96%	11
12	400 to 450 kWh	544	7.47%	23.84%	425	\$64.41	\$65.02	\$0.61	0.95%	12
13	450 to 500 kWh	641	8.81%	32.64%	475	\$76.00	\$76.72	\$0.72	0.95%	13
14	500 to 550 kWh	643	8.83%	41.48%	525	\$88.02	\$88.86	\$0.84	0.95%	14
15	550 to 600 kWh	609	8.37%	49.84%	575	\$99.93	\$100.88	\$0.95	0.95%	15
16	600 to 650 kWh	596	8.19%	58.03%	626	\$112.54	\$113.60	\$1.06	0.95%	16
17	650 to 700 kWh	557	7.65%	65.68%	675	\$124.06	\$125.24	\$1.18	0.95%	17
18	700 to 800 kWh	848	11.65%	77.33%	747	\$141.55	\$142.89	\$1.34	0.95%	18
19	800 to 900 kWh	610	8.38%	85.71%	845	\$168.28	\$169.87	\$1.59	0.95%	19
20	900 to 1000 kWh	374	5.14%	90.85%	945	\$191.88	\$193.69	\$1.81	0.95%	20
21	1000 to 1500 kWh	562	7.72%	98.57%	1156	\$247.71	\$248.93	\$1.22	0.49%	21
22	1500 to 2000 kWh	76	1.04%	99.62%	1686	\$402.30	\$392.50	(\$9.80)	-2.44%	22
23	2000 to 3000 kWh	17	0.23%	99.85%	2296	\$664.50	\$624.80	(\$39.70)	-5.97%	23
24	> 3000 kWh	11	0.15%	100.00%	4441	\$1,215.54	\$1,104.35	(\$111.19)	-9.15%	24
25	TOTAL	7279	100.00%	100.00%	644	\$120.34	\$120.96	\$0.62	0.52%	25

Note: DR w/ HUC reflects SDG&E's residential tiered rate schedule (Schedule DR) effective November 1, 2018 (AL 3290-E). DR w/o HUC is SDG&E's proposal to eliminate the HUC Charge.

Declaration of Cynthia Fang  
November 30, 2018

APPENDIX C – ATTACHMENT D  
 ILLUSTRATIVE HUC CUSTOMERS BY MONTH  
 SAN DIEGO GAS AND ELECTRIC COMPANY  
 PETITION FOR MODIFICATION OF D.15-07-001 AND D.17-07-006

**Typical Monthly Residential Energy Charges at DR w/ HUC and DR w/o HUC**

CARE, June

Line										Line
No.	Energy kWh	Number of Customers	% of Customers	% of Customers Cumulative	Avg kWh for the Range	DR w/ HUC (\$)	DR w/o HUC (\$)	CHANGE (\$)	CHANGE (%)	No.
1	< 25 kWh	7	0.10%	0.10%	16	\$5.64	\$5.64	\$0.00	0.00%	1
2	25 to 50 kWh	8	0.11%	0.21%	41	\$6.96	\$7.02	\$0.06	0.83%	2
3	50 to 75 kWh	15	0.21%	0.41%	65	\$10.86	\$10.95	\$0.09	0.79%	3
4	75 to 100 kWh	12	0.17%	0.58%	87	\$14.56	\$14.68	\$0.12	0.81%	4
5	100 to 125 kWh	20	0.28%	0.85%	110	\$18.45	\$18.60	\$0.15	0.82%	5
6	125 to 150 kWh	25	0.34%	1.20%	137	\$23.00	\$23.18	\$0.18	0.80%	6
7	150 to 200 kWh	58	0.80%	1.99%	176	\$29.82	\$30.06	\$0.24	0.81%	7
8	200 to 250 kWh	83	1.14%	3.13%	226	\$37.70	\$38.00	\$0.30	0.81%	8
9	250 to 300 kWh	117	1.61%	4.74%	276	\$46.07	\$46.44	\$0.37	0.81%	9
10	300 to 350 kWh	172	2.36%	7.10%	327	\$55.11	\$55.55	\$0.44	0.81%	10
11	350 to 400 kWh	250	3.44%	10.54%	376	\$65.32	\$65.85	\$0.53	0.80%	11
12	400 to 450 kWh	339	4.66%	15.19%	426	\$78.53	\$79.16	\$0.63	0.80%	12
13	450 to 500 kWh	381	5.23%	20.43%	475	\$92.48	\$93.22	\$0.74	0.80%	13
14	500 to 550 kWh	506	6.95%	27.38%	528	\$108.64	\$109.51	\$0.87	0.80%	14
15	550 to 600 kWh	499	6.86%	34.24%	576	\$122.97	\$123.96	\$0.99	0.80%	15
16	600 to 650 kWh	600	8.24%	42.48%	625	\$137.39	\$138.48	\$1.09	0.80%	16
17	650 to 700 kWh	560	7.69%	50.17%	674	\$152.44	\$153.66	\$1.22	0.80%	17
18	700 to 800 kWh	1047	14.38%	64.56%	750	\$173.97	\$175.36	\$1.39	0.80%	18
19	800 to 900 kWh	888	12.20%	76.75%	848	\$204.30	\$205.92	\$1.62	0.80%	19
20	900 to 1000 kWh	604	8.30%	85.05%	946	\$233.40	\$235.26	\$1.86	0.80%	20
21	1000 to 1500 kWh	927	12.74%	97.79%	1161	\$304.58	\$304.81	\$0.23	0.08%	21
22	1500 to 2000 kWh	117	1.61%	99.39%	1676	\$493.55	\$476.64	(\$16.91)	-3.43%	22
23	2000 to 3000 kWh	34	0.47%	99.86%	2312	\$732.15	\$681.42	(\$50.73)	-6.93%	23
24	> 3000 kWh	10	0.14%	100.00%	4726	\$1,585.14	\$1,418.48	(\$166.66)	-10.51%	24
25	TOTAL	7279	100.00%	100.00%	736	\$174.31	\$174.57	\$0.26	0.15%	25

Note: DR w/ HUC reflects SDG&E's residential tiered rate schedule (Schedule DR) effective November 1, 2018 (AL 3290-E). DR w/o HUC is SDG&E's proposal to eliminate the HUC Charge.

APPENDIX C – ATTACHMENT D  
 ILLUSTRATIVE HUC CUSTOMERS BY MONTH  
 SAN DIEGO GAS AND ELECTRIC COMPANY  
 PETITION FOR MODIFICATION OF D.15-07-001 AND D.17-07-006

**Typical Monthly Residential Energy Charges at DR w/ HUC and DR w/o HUC**

**CARE, July**

Line										Line
No.	Energy kWh	Number of Customers	% of Customers	% of Customers Cumulative	Avg kWh for the Range	DR w/ HUC (\$)	DR w/o HUC (\$)	CHANGE (\$)	CHANGE (%)	No.
1	< 25 kWh	4	0.06%	0.06%	15	\$6.37	\$6.37	\$0.00	0.00%	1
2	25 to 50 kWh	2	0.03%	0.08%	45	\$7.50	\$7.57	\$0.07	0.87%	2
3	50 to 75 kWh	6	0.08%	0.16%	65	\$10.95	\$11.04	\$0.09	0.82%	3
4	75 to 100 kWh	4	0.06%	0.22%	85	\$14.30	\$14.42	\$0.12	0.82%	4
5	100 to 125 kWh	9	0.12%	0.34%	113	\$18.99	\$19.14	\$0.15	0.81%	5
6	125 to 150 kWh	11	0.15%	0.49%	141	\$23.53	\$23.71	\$0.18	0.80%	6
7	150 to 200 kWh	16	0.22%	0.71%	170	\$28.39	\$28.62	\$0.23	0.81%	7
8	200 to 250 kWh	28	0.39%	1.10%	222	\$37.06	\$37.36	\$0.30	0.81%	8
9	250 to 300 kWh	24	0.33%	1.43%	273	\$49.00	\$49.40	\$0.40	0.81%	9
10	300 to 350 kWh	28	0.39%	1.81%	325	\$54.42	\$54.86	\$0.44	0.81%	10
11	350 to 400 kWh	38	0.52%	2.34%	378	\$65.81	\$66.35	\$0.54	0.81%	11
12	400 to 450 kWh	38	0.52%	2.86%	425	\$77.12	\$77.74	\$0.62	0.81%	12
13	450 to 500 kWh	65	0.89%	3.75%	478	\$92.39	\$93.13	\$0.74	0.80%	13
14	500 to 550 kWh	76	1.04%	4.80%	527	\$107.12	\$107.98	\$0.86	0.80%	14
15	550 to 600 kWh	66	0.91%	5.70%	578	\$121.63	\$122.61	\$0.98	0.80%	15
16	600 to 650 kWh	93	1.28%	6.98%	626	\$136.70	\$137.79	\$1.09	0.80%	16
17	650 to 700 kWh	88	1.21%	8.19%	677	\$153.32	\$154.54	\$1.22	0.80%	17
18	700 to 800 kWh	238	3.27%	11.46%	751	\$175.27	\$176.67	\$1.40	0.80%	18
19	800 to 900 kWh	337	4.63%	16.09%	853	\$206.01	\$207.65	\$1.64	0.80%	19
20	900 to 1000 kWh	531	7.30%	23.38%	954	\$234.74	\$236.61	\$1.87	0.80%	20
21	1000 to 1500 kWh	4089	56.18%	79.56%	1243	\$323.81	\$322.95	(\$0.86)	-0.26%	21
22	1500 to 2000 kWh	1137	15.62%	95.18%	1695	\$483.91	\$465.19	(\$18.72)	-3.87%	22
23	2000 to 3000 kWh	311	4.27%	99.45%	2305	\$715.03	\$670.24	(\$44.79)	-6.26%	23
24	> 3000 kWh	40	0.55%	100.00%	4199	\$1,378.77	\$1,242.95	(\$135.82)	-9.85%	24
25	TOTAL	7279	100.00%	100.00%	1258	\$336.06	\$330.32	(\$5.74)	-1.71%	25

Note: DR w/ HUC reflects SDG&E's residential tiered rate schedule (Schedule DR) effective November 1, 2018 (AL 3290-E). DR w/o HUC is SDG&E's proposal to eliminate the HUC Charge.

APPENDIX C – ATTACHMENT D  
 ILLUSTRATIVE HUC CUSTOMERS BY MONTH  
 SAN DIEGO GAS AND ELECTRIC COMPANY  
 PETITION FOR MODIFICATION OF D.15-07-001 AND D.17-07-006

**Typical Monthly Residential Energy Charges at DR w/ HUC and DR w/o HUC**

**CARE, August**

Line										Line
No.	Energy kWh	Number of Customers	% of Customers	% of Customers Cumulative	Avg kWh for the Range	DR w/ HUC (\$)	DR w/o HUC (\$)	CHANGE (\$)	CHANGE (%)	No.
1	< 25 kWh	2	0.03%	0.03%	7	\$7.64	\$7.64	\$0.00	0.00%	1
2	25 to 50 kWh	0	0.00%	0.03%	0	\$0.00	\$0.00	\$0.00	0.00%	2
3	50 to 75 kWh	1	0.01%	0.04%	72	\$12.00	\$12.10	\$0.10	0.83%	3
4	75 to 100 kWh	4	0.06%	0.10%	94	\$15.76	\$15.89	\$0.13	0.81%	4
5	100 to 125 kWh	6	0.08%	0.18%	112	\$18.67	\$18.82	\$0.15	0.81%	5
6	125 to 150 kWh	10	0.14%	0.32%	142	\$23.79	\$23.98	\$0.19	0.81%	6
7	150 to 200 kWh	7	0.10%	0.41%	186	\$31.11	\$31.36	\$0.25	0.81%	7
8	200 to 250 kWh	18	0.25%	0.66%	223	\$38.56	\$38.87	\$0.31	0.81%	8
9	250 to 300 kWh	20	0.28%	0.93%	282	\$48.64	\$49.03	\$0.39	0.80%	9
10	300 to 350 kWh	35	0.48%	1.41%	326	\$54.58	\$55.02	\$0.44	0.81%	10
11	350 to 400 kWh	27	0.37%	1.79%	377	\$64.70	\$65.22	\$0.52	0.81%	11
12	400 to 450 kWh	26	0.36%	2.14%	421	\$74.39	\$74.99	\$0.60	0.81%	12
13	450 to 500 kWh	38	0.52%	2.66%	477	\$92.80	\$93.55	\$0.75	0.80%	13
14	500 to 550 kWh	42	0.58%	3.24%	525	\$107.06	\$107.92	\$0.86	0.80%	14
15	550 to 600 kWh	32	0.44%	3.68%	576	\$121.84	\$122.81	\$0.97	0.80%	15
16	600 to 650 kWh	55	0.76%	4.44%	625	\$137.07	\$138.16	\$1.09	0.80%	16
17	650 to 700 kWh	80	1.10%	5.54%	677	\$152.67	\$153.89	\$1.22	0.80%	17
18	700 to 800 kWh	136	1.87%	7.40%	751	\$174.44	\$175.83	\$1.39	0.80%	18
19	800 to 900 kWh	152	2.09%	9.49%	856	\$204.70	\$206.33	\$1.63	0.80%	19
20	900 to 1000 kWh	233	3.20%	12.69%	954	\$234.11	\$235.97	\$1.86	0.80%	20
21	1000 to 1500 kWh	4481	61.56%	74.25%	1267	\$332.34	\$330.59	(\$1.75)	-0.53%	21
22	1500 to 2000 kWh	1444	19.84%	94.09%	1682	\$477.88	\$459.35	(\$18.53)	-3.88%	22
23	2000 to 3000 kWh	390	5.36%	99.45%	2288	\$699.95	\$654.98	(\$44.97)	-6.43%	23
24	> 3000 kWh	40	0.55%	100.00%	4263	\$1,472.15	\$1,325.25	(\$146.90)	-9.98%	24
25	TOTAL	7279	100.00%	100.00%	1349	\$365.45	\$357.64	(\$7.81)	-2.14%	25

Note: DR w/ HUC reflects SDG&E's residential tiered rate schedule (Schedule DR) effective November 1, 2018 (AL 3290-E). DR w/o HUC is SDG&E's proposal to eliminate the HUC Charge.



APPENDIX C – ATTACHMENT D  
ILLUSTRATIVE HUC CUSTOMERS BY MONTH  
SAN DIEGO GAS AND ELECTRIC COMPANY  
PETITION FOR MODIFICATION OF D.15-07-001 AND D.17-07-006

**Typical Monthly Residential Energy Charges at DR w/ HUC and DR w/o HUC**

**CARE, September**

Line										Line
No.	Energy kWh	Number of Customers	% of Customers	% of Customers Cumulative	Avg kWh for the Range	DR w/ HUC (\$)	DR w/o HUC (\$)	CHANGE (\$)	CHANGE (%)	No.
1	< 25 kWh	12	0.17%	0.17%	14	\$4.93	\$4.93	\$0.00	0.00%	1
2	25 to 50 kWh	18	0.25%	0.41%	37	\$6.39	\$6.44	\$0.05	0.68%	2
3	50 to 75 kWh	18	0.25%	0.66%	65	\$10.99	\$11.07	\$0.08	0.79%	3
4	75 to 100 kWh	19	0.26%	0.92%	87	\$14.64	\$14.75	\$0.11	0.80%	4
5	100 to 125 kWh	21	0.29%	1.21%	112	\$18.71	\$18.86	\$0.15	0.81%	5
6	125 to 150 kWh	13	0.18%	1.39%	139	\$23.17	\$23.36	\$0.19	0.81%	6
7	150 to 200 kWh	61	0.84%	2.23%	178	\$29.74	\$29.98	\$0.24	0.81%	7
8	200 to 250 kWh	68	0.93%	3.16%	228	\$38.49	\$38.80	\$0.31	0.81%	8
9	250 to 300 kWh	79	1.09%	4.25%	275	\$46.27	\$46.64	\$0.37	0.80%	9
10	300 to 350 kWh	105	1.44%	5.69%	326	\$55.27	\$55.72	\$0.45	0.80%	10
11	350 to 400 kWh	113	1.55%	7.24%	373	\$65.12	\$65.64	\$0.52	0.80%	11
12	400 to 450 kWh	153	2.10%	9.34%	425	\$78.18	\$78.81	\$0.63	0.80%	12
13	450 to 500 kWh	179	2.46%	11.80%	475	\$93.62	\$94.37	\$0.75	0.80%	13
14	500 to 550 kWh	205	2.82%	14.62%	526	\$108.99	\$109.86	\$0.87	0.80%	14
15	550 to 600 kWh	246	3.38%	18.00%	575	\$122.63	\$123.61	\$0.98	0.80%	15
16	600 to 650 kWh	324	4.45%	22.45%	626	\$137.32	\$138.42	\$1.10	0.80%	16
17	650 to 700 kWh	391	5.37%	27.82%	674	\$152.48	\$153.70	\$1.22	0.80%	17
18	700 to 800 kWh	911	12.52%	40.34%	753	\$175.53	\$176.93	\$1.40	0.80%	18
19	800 to 900 kWh	1064	14.62%	54.95%	849	\$204.03	\$205.65	\$1.62	0.80%	19
20	900 to 1000 kWh	924	12.69%	67.65%	948	\$233.18	\$235.03	\$1.85	0.80%	20
21	1000 to 1500 kWh	1929	26.50%	94.15%	1185	\$309.92	\$309.24	(\$0.68)	-0.22%	21
22	1500 to 2000 kWh	315	4.33%	98.48%	1687	\$497.45	\$476.73	(\$20.72)	-4.17%	22
23	2000 to 3000 kWh	82	1.13%	99.60%	2361	\$753.30	\$699.97	(\$53.33)	-7.08%	23
24	> 3000 kWh	29	0.40%	100.00%	4268	\$1,391.22	\$1,247.06	(\$144.16)	-10.36%	24
25	TOTAL	7279	100.00%	100.00%	906	\$227.65	\$226.27	(\$1.38)	-0.61%	25

Note: DR w/ HUC reflects SDG&E's residential tiered rate schedule (Schedule DR) effective November 1, 2018 (AL 3290-E). DR w/o HUC is SDG&E's proposal to eliminate the HUC Charge.

Declaration of Cynthia Fang  
November 30, 2018

APPENDIX C – ATTACHMENT D  
 ILLUSTRATIVE HUC CUSTOMERS BY MONTH  
 SAN DIEGO GAS AND ELECTRIC COMPANY  
 PETITION FOR MODIFICATION OF D.15-07-001 AND D.17-07-006

**Typical Monthly Residential Energy Charges at DR w/ HUC and DR w/o HUC**

**CARE, October**

Line										Line
No.	Energy kWh	Number of Customers	% of Customers	% of Customers Cumulative	Avg kWh for the Range	DR w/ HUC (\$)	DR w/o HUC (\$)	CHANGE (\$)	CHANGE (%)	No.
1	< 25 kWh	6	0.08%	0.08%	9	\$5.09	\$5.09	\$0.00	0.00%	1
2	25 to 50 kWh	9	0.12%	0.21%	42	\$7.04	\$7.10	\$0.06	0.84%	2
3	50 to 75 kWh	29	0.40%	0.60%	63	\$10.63	\$10.72	\$0.09	0.81%	3
4	75 to 100 kWh	19	0.26%	0.87%	88	\$14.81	\$14.93	\$0.12	0.81%	4
5	100 to 125 kWh	23	0.32%	1.18%	113	\$18.95	\$19.10	\$0.15	0.81%	5
6	125 to 150 kWh	19	0.26%	1.44%	135	\$22.59	\$22.77	\$0.18	0.80%	6
7	150 to 200 kWh	71	0.98%	2.42%	179	\$29.93	\$30.18	\$0.25	0.81%	7
8	200 to 250 kWh	89	1.22%	3.64%	225	\$37.53	\$37.83	\$0.30	0.81%	8
9	250 to 300 kWh	90	1.24%	4.88%	277	\$47.18	\$47.56	\$0.38	0.81%	9
10	300 to 350 kWh	143	1.97%	6.84%	324	\$54.23	\$54.67	\$0.44	0.81%	10
11	350 to 400 kWh	187	2.57%	9.41%	375	\$64.13	\$64.65	\$0.52	0.81%	11
12	400 to 450 kWh	239	3.28%	12.69%	427	\$77.11	\$77.73	\$0.62	0.81%	12
13	450 to 500 kWh	283	3.89%	16.58%	476	\$91.26	\$91.99	\$0.73	0.80%	13
14	500 to 550 kWh	377	5.18%	21.76%	525	\$105.63	\$106.48	\$0.85	0.80%	14
15	550 to 600 kWh	481	6.61%	28.37%	577	\$122.34	\$123.31	\$0.97	0.80%	15
16	600 to 650 kWh	494	6.79%	35.16%	625	\$135.81	\$136.89	\$1.08	0.80%	16
17	650 to 700 kWh	539	7.41%	42.56%	676	\$149.87	\$151.07	\$1.20	0.80%	17
18	700 to 800 kWh	1033	14.19%	56.75%	749	\$172.43	\$173.81	\$1.38	0.80%	18
19	800 to 900 kWh	928	12.75%	69.50%	847	\$202.05	\$203.66	\$1.61	0.80%	19
20	900 to 1000 kWh	671	9.22%	78.72%	946	\$231.94	\$233.79	\$1.85	0.80%	20
21	1000 to 1500 kWh	1311	18.01%	96.73%	1174	\$305.46	\$305.79	\$0.33	0.11%	21
22	1500 to 2000 kWh	157	2.16%	98.89%	1669	\$489.59	\$471.08	(\$18.51)	-3.78%	22
23	2000 to 3000 kWh	61	0.84%	99.73%	2312	\$732.90	\$682.51	(\$50.39)	-6.88%	23
24	> 3000 kWh	20	0.28%	100.00%	4673	\$1,540.77	\$1,378.25	(\$162.52)	-10.55%	24
25	TOTAL	7279	100.00%	100.00%	797	\$191.77	\$191.49	(\$0.28)	-0.15%	25

Note: DR w/ HUC reflects SDG&E's residential tiered rate schedule (Schedule DR) effective November 1, 2018 (AL 3290-E). DR w/o HUC is SDG&E's proposal to eliminate the HUC Charge.

APPENDIX C – ATTACHMENT D  
ILLUSTRATIVE HUC CUSTOMERS BY MONTH  
SAN DIEGO GAS AND ELECTRIC COMPANY  
PETITION FOR MODIFICATION OF D.15-07-001 AND D.17-07-006

**Typical Monthly Residential Energy Charges at DR w/ HUC and DR w/o HUC**

**CARE, November**

Line										Line
No.	Energy kWh	Number of Customers	% of Customers	% of Customers Cumulative	Avg kWh for the Range	DR w/ HUC (\$)	DR w/o HUC (\$)	CHANGE (\$)	CHANGE (%)	No.
1	< 25 kWh	7	0.10%	0.10%	15	\$4.93	\$4.93	\$0.00	0.00%	1
2	25 to 50 kWh	20	0.28%	0.37%	38	\$5.69	\$5.73	\$0.04	0.69%	2
3	50 to 75 kWh	28	0.39%	0.76%	62	\$8.73	\$8.81	\$0.08	0.95%	3
4	75 to 100 kWh	34	0.47%	1.22%	89	\$12.51	\$12.63	\$0.12	0.96%	4
5	100 to 125 kWh	33	0.45%	1.68%	112	\$15.80	\$15.95	\$0.15	0.97%	5
6	125 to 150 kWh	43	0.59%	2.27%	137	\$19.36	\$19.55	\$0.19	0.96%	6
7	150 to 200 kWh	103	1.42%	3.68%	175	\$24.85	\$25.09	\$0.24	0.95%	7
8	200 to 250 kWh	142	1.95%	5.63%	224	\$31.58	\$31.89	\$0.31	0.96%	8
9	250 to 300 kWh	244	3.35%	8.99%	276	\$39.00	\$39.38	\$0.38	0.96%	9
10	300 to 350 kWh	362	4.97%	13.96%	326	\$46.17	\$46.61	\$0.44	0.96%	10
11	350 to 400 kWh	414	5.69%	19.65%	376	\$54.58	\$55.10	\$0.52	0.96%	11
12	400 to 450 kWh	568	7.80%	27.45%	426	\$65.78	\$66.41	\$0.63	0.96%	12
13	450 to 500 kWh	610	8.38%	35.83%	475	\$77.24	\$77.98	\$0.74	0.96%	13
14	500 to 550 kWh	599	8.23%	44.06%	526	\$88.99	\$89.84	\$0.85	0.96%	14
15	550 to 600 kWh	595	8.17%	52.23%	574	\$101.16	\$102.12	\$0.96	0.95%	15
16	600 to 650 kWh	535	7.35%	59.58%	625	\$112.99	\$114.06	\$1.07	0.95%	16
17	650 to 700 kWh	465	6.39%	65.97%	675	\$126.04	\$127.24	\$1.20	0.95%	17
18	700 to 800 kWh	811	11.14%	77.11%	747	\$143.78	\$145.15	\$1.37	0.95%	18
19	800 to 900 kWh	583	8.01%	85.12%	849	\$169.51	\$171.12	\$1.61	0.95%	19
20	900 to 1000 kWh	366	5.03%	90.15%	947	\$198.13	\$200.01	\$1.88	0.95%	20
21	1000 to 1500 kWh	604	8.30%	98.45%	1159	\$250.89	\$251.62	\$0.73	0.29%	21
22	1500 to 2000 kWh	74	1.02%	99.46%	1649	\$391.41	\$381.87	(\$9.54)	-2.44%	22
23	2000 to 3000 kWh	26	0.36%	99.82%	2336	\$634.89	\$599.62	(\$35.27)	-5.56%	23
24	> 3000 kWh	13	0.18%	100.00%	4673	\$1,283.39	\$1,160.48	(\$122.91)	-9.58%	24
25	TOTAL	7279	100.00%	100.00%	637	\$120.44	\$120.93	\$0.49	0.40%	25

Note: DR w/ HUC reflects SDG&E's residential tiered rate schedule (Schedule DR) effective November 1, 2018 (AL 3290-E). DR w/o HUC is SDG&E's proposal to eliminate the HUC Charge.

APPENDIX C – ATTACHMENT D  
ILLUSTRATIVE HUC CUSTOMERS BY MONTH  
SAN DIEGO GAS AND ELECTRIC COMPANY  
PETITION FOR MODIFICATION OF D.15-07-001 AND D.17-07-006

**Typical Monthly Residential Energy Charges at DR w/ HUC and DR w/o HUC**

**CARE, December**

Line										Line
No.	Energy kWh	Number of Customers	% of Customers	% of Customers Cumulative	Avg kWh for the Range	DR w/ HUC (\$)	DR w/o HUC (\$)	CHANGE (\$)	CHANGE (%)	No.
1	< 25 kWh	7	0.10%	0.10%	12	\$5.09	\$5.09	\$0.00	0.00%	1
2	25 to 50 kWh	19	0.26%	0.36%	37	\$5.65	\$5.68	\$0.03	0.55%	2
3	50 to 75 kWh	35	0.48%	0.84%	62	\$8.74	\$8.83	\$0.09	0.96%	3
4	75 to 100 kWh	29	0.40%	1.24%	85	\$12.08	\$12.19	\$0.11	0.95%	4
5	100 to 125 kWh	29	0.40%	1.63%	114	\$16.43	\$16.59	\$0.16	0.97%	5
6	125 to 150 kWh	28	0.39%	2.02%	136	\$19.21	\$19.39	\$0.18	0.97%	6
7	150 to 200 kWh	99	1.36%	3.38%	176	\$24.98	\$25.22	\$0.24	0.95%	7
8	200 to 250 kWh	135	1.86%	5.23%	228	\$32.20	\$32.51	\$0.31	0.96%	8
9	250 to 300 kWh	184	2.53%	7.76%	277	\$39.07	\$39.45	\$0.38	0.96%	9
10	300 to 350 kWh	252	3.46%	11.22%	325	\$46.09	\$46.53	\$0.44	0.95%	10
11	350 to 400 kWh	337	4.63%	15.85%	376	\$53.69	\$54.20	\$0.51	0.96%	11
12	400 to 450 kWh	419	5.76%	21.61%	426	\$64.53	\$65.15	\$0.62	0.95%	12
13	450 to 500 kWh	480	6.59%	28.20%	476	\$76.07	\$76.79	\$0.72	0.95%	13
14	500 to 550 kWh	528	7.25%	35.46%	524	\$87.02	\$87.85	\$0.83	0.95%	14
15	550 to 600 kWh	525	7.21%	42.67%	575	\$99.98	\$100.93	\$0.95	0.95%	15
16	600 to 650 kWh	448	6.16%	48.83%	626	\$112.78	\$113.85	\$1.07	0.95%	16
17	650 to 700 kWh	461	6.33%	55.16%	675	\$124.94	\$126.12	\$1.18	0.95%	17
18	700 to 800 kWh	802	11.02%	66.18%	747	\$143.55	\$144.91	\$1.36	0.95%	18
19	800 to 900 kWh	618	8.49%	74.67%	847	\$168.72	\$170.32	\$1.60	0.95%	19
20	900 to 1000 kWh	498	6.84%	81.51%	949	\$193.50	\$195.34	\$1.84	0.95%	20
21	1000 to 1500 kWh	1095	15.04%	96.55%	1185	\$257.30	\$257.77	\$0.47	0.18%	21
22	1500 to 2000 kWh	187	2.57%	99.12%	1688	\$389.52	\$381.12	(\$8.40)	-2.16%	22
23	2000 to 3000 kWh	51	0.70%	99.82%	2360	\$626.45	\$593.69	(\$32.76)	-5.23%	23
24	> 3000 kWh	13	0.18%	100.00%	4875	\$1,331.07	\$1,206.47	(\$124.60)	-9.36%	24
25	TOTAL	7279	100.00%	100.00%	727	\$142.22	\$142.45	\$0.23	0.16%	25

Note: DR w/ HUC reflects SDG&E's residential tiered rate schedule (Schedule DR) effective November 1, 2018 (AL 3290-E). DR w/o HUC is SDG&E's proposal to eliminate the HUC Charge.

Declaration of Cynthia Fang  
November 30, 2018

APPENDIX C – ATTACHMENT D  
ILLUSTRATIVE HUC CUSTOMERS BY MONTH  
SAN DIEGO GAS AND ELECTRIC COMPANY  
PETITION FOR MODIFICATION OF D.15-07-001 AND D.17-07-006

**Typical Monthly Residential Energy Charges at DR w/ HUC and DR w/o HUC**

**Non-CARE, January**

Line										Line
No.	Energy kWh	Number of Customers	% of Customers	% of Customers Cumulative	Avg kWh for the Range	DR w/ HUC (\$)	DR w/o HUC (\$)	CHANGE (\$)	CHANGE (%)	No.
1	< 25 kWh	66	0.08%	0.08%	-3	\$10.60	\$10.60	\$0.00	0.00%	1
2	25 to 50 kWh	96	0.12%	0.20%	39	\$10.36	\$10.39	\$0.03	0.26%	2
3	50 to 75 kWh	154	0.19%	0.38%	63	\$14.54	\$14.68	\$0.14	0.94%	3
4	75 to 100 kWh	227	0.28%	0.66%	87	\$20.03	\$20.22	\$0.19	0.94%	4
5	100 to 125 kWh	226	0.28%	0.94%	112	\$25.77	\$26.01	\$0.24	0.94%	5
6	125 to 150 kWh	289	0.35%	1.29%	137	\$31.45	\$31.74	\$0.29	0.94%	6
7	150 to 200 kWh	605	0.74%	2.02%	176	\$40.30	\$40.68	\$0.38	0.94%	7
8	200 to 250 kWh	908	1.10%	3.12%	227	\$51.80	\$52.29	\$0.49	0.94%	8
9	250 to 300 kWh	1319	1.60%	4.73%	277	\$63.23	\$63.82	\$0.59	0.95%	9
10	300 to 350 kWh	1923	2.34%	7.06%	327	\$74.67	\$75.38	\$0.71	0.95%	10
11	350 to 400 kWh	2914	3.54%	10.61%	376	\$86.89	\$87.71	\$0.82	0.94%	11
12	400 to 450 kWh	3648	4.43%	15.04%	426	\$104.60	\$105.59	\$0.99	0.94%	12
13	450 to 500 kWh	4539	5.52%	20.55%	476	\$124.13	\$125.31	\$1.18	0.94%	13
14	500 to 550 kWh	4963	6.03%	26.58%	525	\$143.38	\$144.73	\$1.35	0.94%	14
15	550 to 600 kWh	5234	6.36%	32.94%	575	\$163.18	\$164.72	\$1.54	0.95%	15
16	600 to 650 kWh	5194	6.31%	39.25%	625	\$182.54	\$184.26	\$1.72	0.95%	16
17	650 to 700 kWh	4944	6.01%	45.26%	675	\$202.27	\$204.18	\$1.91	0.95%	17
18	700 to 800 kWh	8926	10.85%	56.11%	749	\$231.60	\$233.79	\$2.19	0.95%	18
19	800 to 900 kWh	7419	9.02%	65.12%	848	\$271.17	\$273.74	\$2.57	0.95%	19
20	900 to 1000 kWh	6073	7.38%	72.50%	948	\$310.14	\$313.07	\$2.93	0.95%	20
21	1000 to 1500 kWh	14301	17.38%	89.88%	1191	\$409.80	\$409.71	(\$0.09)	-0.02%	21
22	1500 to 2000 kWh	3635	4.42%	94.30%	1708	\$640.28	\$616.55	(\$23.73)	-3.71%	22
23	2000 to 3000 kWh	2175	2.64%	96.94%	2395	\$960.95	\$895.77	(\$65.18)	-6.78%	23
24	> 3000 kWh	2522	3.06%	100.00%	5903	\$2,605.76	\$2,317.84	(\$287.92)	-11.05%	24
25	TOTAL	82300	100.00%	100.00%	978	\$338.35	\$328.00	(\$10.35)	-3.06%	25

Note: DR w/ HUC reflects SDG&E's residential tiered rate schedule (Schedule DR) effective November 1, 2018 (AL 3290-E). DR w/o HUC is SDG&E's proposal to eliminate the HUC Charge.

Declaration of Cynthia Fang  
November 30, 2018

APPENDIX C – ATTACHMENT D  
ILLUSTRATIVE HUC CUSTOMERS BY MONTH  
SAN DIEGO GAS AND ELECTRIC COMPANY  
PETITION FOR MODIFICATION OF D.15-07-001 AND D.17-07-006

**Typical Monthly Residential Energy Charges at DR w/ HUC and DR w/o HUC**

**Non-CARE, February**

Line										Line
No.	Energy kWh	Number of Customers	% of Customers	% of Customers Cumulative	Avg kWh for the Range	DR w/ HUC (\$)	DR w/o HUC (\$)	CHANGE (\$)	CHANGE (%)	No.
1	< 25 kWh	78	0.10%	0.10%	-19	\$9.63	\$9.63	\$0.00	0.00%	1
2	25 to 50 kWh	115	0.14%	0.24%	37	\$9.59	\$9.62	\$0.03	0.35%	2
3	50 to 75 kWh	174	0.21%	0.45%	63	\$14.56	\$14.70	\$0.14	0.94%	3
4	75 to 100 kWh	249	0.30%	0.75%	88	\$20.15	\$20.34	\$0.19	0.94%	4
5	100 to 125 kWh	264	0.32%	1.07%	113	\$25.83	\$26.08	\$0.25	0.94%	5
6	125 to 150 kWh	335	0.41%	1.48%	138	\$31.60	\$31.90	\$0.30	0.94%	6
7	150 to 200 kWh	791	0.96%	2.44%	177	\$40.56	\$40.94	\$0.38	0.95%	7
8	200 to 250 kWh	1175	1.43%	3.87%	227	\$51.96	\$52.45	\$0.49	0.95%	8
9	250 to 300 kWh	1911	2.32%	6.19%	277	\$63.35	\$63.95	\$0.60	0.94%	9
10	300 to 350 kWh	3085	3.75%	9.94%	327	\$74.86	\$75.56	\$0.70	0.94%	10
11	350 to 400 kWh	4277	5.20%	15.13%	376	\$91.20	\$92.06	\$0.86	0.94%	11
12	400 to 450 kWh	5181	6.30%	21.43%	426	\$110.62	\$111.67	\$1.05	0.94%	12
13	450 to 500 kWh	5851	7.11%	28.54%	476	\$130.02	\$131.25	\$1.23	0.94%	13
14	500 to 550 kWh	5795	7.04%	35.58%	525	\$149.66	\$151.08	\$1.42	0.94%	14
15	550 to 600 kWh	5817	7.07%	42.65%	574	\$168.84	\$170.44	\$1.60	0.94%	15
16	600 to 650 kWh	5454	6.63%	49.27%	625	\$189.11	\$190.90	\$1.79	0.95%	16
17	650 to 700 kWh	4818	5.85%	55.13%	675	\$208.71	\$210.68	\$1.97	0.95%	17
18	700 to 800 kWh	8402	10.21%	65.34%	748	\$237.65	\$239.90	\$2.25	0.95%	18
19	800 to 900 kWh	6501	7.90%	73.24%	848	\$276.85	\$279.47	\$2.62	0.95%	19
20	900 to 1000 kWh	4749	5.77%	79.01%	947	\$316.01	\$319.00	\$2.99	0.95%	20
21	1000 to 1500 kWh	10560	12.83%	91.84%	1184	\$416.28	\$412.76	(\$3.52)	-0.85%	21
22	1500 to 2000 kWh	2799	3.40%	95.24%	1703	\$649.24	\$620.40	(\$28.84)	-4.44%	22
23	2000 to 3000 kWh	1709	2.08%	97.31%	2401	\$977.20	\$904.47	(\$72.73)	-7.44%	23
24	> 3000 kWh	2210	2.69%	100.00%	5722	\$2,535.80	\$2,251.51	(\$284.29)	-11.21%	24
25	TOTAL	82300	100.00%	100.00%	875	\$302.15	\$292.88	(\$9.27)	-3.07%	25

Note: DR w/ HUC reflects SDG&E's residential tiered rate schedule (Schedule DR) effective November 1, 2018 (AL 3290-E). DR w/o HUC is SDG&E's proposal to eliminate the HUC Charge.

Declaration of Cynthia Fang  
November 30, 2018

APPENDIX C – ATTACHMENT D  
ILLUSTRATIVE HUC CUSTOMERS BY MONTH  
SAN DIEGO GAS AND ELECTRIC COMPANY  
PETITION FOR MODIFICATION OF D.15-07-001 AND D.17-07-006

**Typical Monthly Residential Energy Charges at DR w/ HUC and DR w/o HUC**

**Non-CARE, March**

Line										Line
No.	Energy kWh	Number of Customers	% of Customers	% of Customers Cumulative	Avg kWh for the Range	DR w/ HUC (\$)	DR w/o HUC (\$)	CHANGE (\$)	CHANGE (%)	No.
1	< 25 kWh	63	0.08%	0.08%	-57	\$11.31	\$11.31	\$0.00	0.00%	1
2	25 to 50 kWh	95	0.12%	0.19%	38	\$10.38	\$10.41	\$0.03	0.21%	2
3	50 to 75 kWh	143	0.17%	0.37%	64	\$14.83	\$14.97	\$0.14	0.95%	3
4	75 to 100 kWh	236	0.29%	0.65%	88	\$20.35	\$20.54	\$0.19	0.95%	4
5	100 to 125 kWh	222	0.27%	0.92%	113	\$25.77	\$26.01	\$0.24	0.94%	5
6	125 to 150 kWh	264	0.32%	1.24%	138	\$31.69	\$31.99	\$0.30	0.94%	6
7	150 to 200 kWh	684	0.83%	2.08%	176	\$40.41	\$40.79	\$0.38	0.94%	7
8	200 to 250 kWh	968	1.18%	3.25%	227	\$51.97	\$52.46	\$0.49	0.94%	8
9	250 to 300 kWh	1559	1.89%	5.15%	277	\$63.31	\$63.90	\$0.59	0.95%	9
10	300 to 350 kWh	2417	2.94%	8.08%	327	\$74.64	\$75.35	\$0.71	0.95%	10
11	350 to 400 kWh	3362	4.09%	12.17%	376	\$86.94	\$87.76	\$0.82	0.94%	11
12	400 to 450 kWh	4457	5.42%	17.58%	426	\$104.87	\$105.86	\$0.99	0.94%	12
13	450 to 500 kWh	5178	6.29%	23.88%	475	\$124.10	\$125.27	\$1.17	0.94%	13
14	500 to 550 kWh	5453	6.63%	30.50%	525	\$143.49	\$144.84	\$1.35	0.94%	14
15	550 to 600 kWh	5510	6.70%	37.20%	574	\$162.75	\$164.28	\$1.53	0.95%	15
16	600 to 650 kWh	5317	6.46%	43.66%	625	\$182.46	\$184.19	\$1.73	0.95%	16
17	650 to 700 kWh	5086	6.18%	49.84%	675	\$202.27	\$204.18	\$1.91	0.95%	17
18	700 to 800 kWh	8878	10.79%	60.62%	748	\$231.58	\$233.77	\$2.19	0.95%	18
19	800 to 900 kWh	6983	8.49%	69.11%	848	\$270.51	\$273.07	\$2.56	0.95%	19
20	900 to 1000 kWh	5422	6.59%	75.70%	948	\$309.90	\$312.83	\$2.93	0.95%	20
21	1000 to 1500 kWh	12414	15.08%	90.78%	1188	\$407.99	\$407.98	(\$0.01)	0.00%	21
22	1500 to 2000 kWh	3233	3.93%	94.71%	1705	\$638.03	\$614.86	(\$23.17)	-3.63%	22
23	2000 to 3000 kWh	1928	2.34%	97.05%	2399	\$961.55	\$896.81	(\$64.74)	-6.73%	23
24	> 3000 kWh	2428	2.95%	100.00%	5934	\$2,619.90	\$2,330.33	(\$289.57)	-11.05%	24
25	TOTAL	82300	100.00%	100.00%	936	\$321.12	\$311.42	(\$9.70)	-3.02%	25

Note: DR w/ HUC reflects SDG&E's residential tiered rate schedule (Schedule DR) effective November 1, 2018 (AL 3290-E). DR w/o HUC is SDG&E's proposal to eliminate the HUC Charge.

APPENDIX C – ATTACHMENT D  
ILLUSTRATIVE HUC CUSTOMERS BY MONTH  
SAN DIEGO GAS AND ELECTRIC COMPANY  
PETITION FOR MODIFICATION OF D.15-07-001 AND D.17-07-006

**Typical Monthly Residential Energy Charges at DR w/ HUC and DR w/o HUC**

**Non-CARE, April**

Line No.	Energy kWh	Number of Customers	% of Customers	% of Customers Cumulative	Avg kWh for the Range	DR w/ HUC (\$)	DR w/o HUC (\$)	CHANGE (\$)	CHANGE (%)	Line No.
1	< 25 kWh	77	0.09%	0.09%	-85	\$10.67	\$10.67	\$0.00	0.00%	1
2	25 to 50 kWh	108	0.13%	0.23%	39	\$10.22	\$10.26	\$0.04	0.38%	2
3	50 to 75 kWh	132	0.16%	0.39%	63	\$14.57	\$14.71	\$0.14	0.95%	3
4	75 to 100 kWh	220	0.27%	0.65%	89	\$20.41	\$20.61	\$0.20	0.94%	4
5	100 to 125 kWh	256	0.31%	0.96%	112	\$25.67	\$25.91	\$0.24	0.95%	5
6	125 to 150 kWh	305	0.37%	1.33%	138	\$31.65	\$31.95	\$0.30	0.94%	6
7	150 to 200 kWh	708	0.86%	2.19%	177	\$40.60	\$40.98	\$0.38	0.94%	7
8	200 to 250 kWh	1050	1.28%	3.47%	227	\$51.84	\$52.33	\$0.49	0.94%	8
9	250 to 300 kWh	1661	2.02%	5.49%	277	\$63.27	\$63.87	\$0.60	0.95%	9
10	300 to 350 kWh	2579	3.13%	8.62%	327	\$74.78	\$75.49	\$0.71	0.95%	10
11	350 to 400 kWh	3772	4.58%	13.21%	376	\$88.13	\$88.96	\$0.83	0.94%	11
12	400 to 450 kWh	5024	6.10%	19.31%	426	\$106.94	\$107.94	\$1.00	0.94%	12
13	450 to 500 kWh	5605	6.81%	26.12%	475	\$126.18	\$127.37	\$1.19	0.94%	13
14	500 to 550 kWh	6111	7.43%	33.54%	525	\$145.21	\$146.58	\$1.37	0.94%	14
15	550 to 600 kWh	6108	7.42%	40.97%	575	\$164.74	\$166.30	\$1.56	0.94%	15
16	600 to 650 kWh	5644	6.86%	47.82%	625	\$184.29	\$186.03	\$1.74	0.94%	16
17	650 to 700 kWh	5351	6.50%	54.33%	675	\$204.13	\$206.05	\$1.92	0.94%	17
18	700 to 800 kWh	9116	11.08%	65.40%	748	\$232.71	\$234.91	\$2.20	0.95%	18
19	800 to 900 kWh	6909	8.40%	73.80%	848	\$272.14	\$274.71	\$2.57	0.95%	19
20	900 to 1000 kWh	5095	6.19%	79.99%	947	\$310.54	\$313.48	\$2.94	0.95%	20
21	1000 to 1500 kWh	10012	12.17%	92.15%	1184	\$409.86	\$408.77	(\$1.09)	-0.27%	21
22	1500 to 2000 kWh	2547	3.10%	95.25%	1708	\$647.62	\$620.42	(\$27.20)	-4.20%	22
23	2000 to 3000 kWh	1609	1.96%	97.20%	2404	\$974.44	\$903.69	(\$70.75)	-7.26%	23
24	> 3000 kWh	2301	2.80%	100.00%	5953	\$2,634.91	\$2,340.93	(\$293.98)	-11.16%	24
25	TOTAL	82300	100.00%	100.00%	888	\$303.48	\$294.23	(\$9.25)	-3.05%	25

Note: DR w/ HUC reflects SDG&E's residential tiered rate schedule (Schedule DR) effective November 1, 2018 (AL 3290-E). DR w/o HUC is SDG&E's proposal to eliminate the HUC Charge.

Declaration of Cynthia Fang  
November 30, 2018



APPENDIX C – ATTACHMENT D  
ILLUSTRATIVE HUC CUSTOMERS BY MONTH  
SAN DIEGO GAS AND ELECTRIC COMPANY  
PETITION FOR MODIFICATION OF D.15-07-001 AND D.17-07-006

**Typical Monthly Residential Energy Charges at DR w/ HUC and DR w/o HUC**

**Non-CARE, May**

Line										Line
No.	Energy kWh	Number of Customers	% of Customers	% of Customers Cumulative	Avg kWh for the Range	DR w/ HUC (\$)	DR w/o HUC (\$)	CHANGE (\$)	CHANGE (%)	No.
1	< 25 kWh	57	0.07%	0.07%	-67	\$11.23	\$11.23	\$0.00	0.00%	1
2	25 to 50 kWh	72	0.09%	0.16%	37	\$10.30	\$10.32	\$0.02	0.19%	2
3	50 to 75 kWh	136	0.17%	0.32%	63	\$14.62	\$14.76	\$0.14	0.95%	3
4	75 to 100 kWh	191	0.23%	0.55%	89	\$20.48	\$20.67	\$0.19	0.95%	4
5	100 to 125 kWh	231	0.28%	0.83%	113	\$25.96	\$26.21	\$0.25	0.94%	5
6	125 to 150 kWh	258	0.31%	1.15%	138	\$31.67	\$31.97	\$0.30	0.94%	6
7	150 to 200 kWh	677	0.82%	1.97%	176	\$40.27	\$40.65	\$0.38	0.95%	7
8	200 to 250 kWh	915	1.11%	3.08%	226	\$51.82	\$52.30	\$0.48	0.94%	8
9	250 to 300 kWh	1402	1.70%	4.79%	277	\$63.43	\$64.03	\$0.60	0.95%	9
10	300 to 350 kWh	2178	2.65%	7.43%	327	\$74.74	\$75.44	\$0.70	0.95%	10
11	350 to 400 kWh	3078	3.74%	11.17%	376	\$86.95	\$87.77	\$0.82	0.94%	11
12	400 to 450 kWh	4316	5.24%	16.42%	426	\$104.89	\$105.88	\$0.99	0.94%	12
13	450 to 500 kWh	5270	6.40%	22.82%	475	\$124.16	\$125.33	\$1.17	0.94%	13
14	500 to 550 kWh	5684	6.91%	29.73%	525	\$143.37	\$144.72	\$1.35	0.94%	14
15	550 to 600 kWh	5836	7.09%	36.82%	575	\$162.80	\$164.34	\$1.54	0.95%	15
16	600 to 650 kWh	5688	6.91%	43.73%	625	\$182.25	\$183.98	\$1.73	0.95%	16
17	650 to 700 kWh	5465	6.64%	50.37%	675	\$201.99	\$203.90	\$1.91	0.95%	17
18	700 to 800 kWh	9522	11.57%	61.94%	749	\$230.70	\$232.88	\$2.18	0.95%	18
19	800 to 900 kWh	7435	9.03%	70.97%	848	\$270.10	\$272.66	\$2.56	0.95%	19
20	900 to 1000 kWh	5612	6.82%	77.79%	948	\$309.32	\$312.25	\$2.93	0.95%	20
21	1000 to 1500 kWh	11304	13.74%	91.53%	1185	\$406.87	\$406.82	(\$0.05)	-0.01%	21
22	1500 to 2000 kWh	2863	3.48%	95.00%	1706	\$642.68	\$617.57	(\$25.11)	-3.91%	22
23	2000 to 3000 kWh	1729	2.10%	97.11%	2402	\$967.68	\$900.07	(\$67.61)	-6.99%	23
24	> 3000 kWh	2381	2.89%	100.00%	6067	\$2,683.94	\$2,385.20	(\$298.74)	-11.13%	24
25	TOTAL	82300	100.00%	100.00%	926	\$316.79	\$307.17	(\$9.62)	-3.04%	25

Note: DR w/ HUC reflects SDG&E's residential tiered rate schedule (Schedule DR) effective November 1, 2018 (AL 3290-E). DR w/o HUC is SDG&E's proposal to eliminate the HUC Charge.

Declaration of Cynthia Fang  
November 30, 2018

APPENDIX C – ATTACHMENT D  
 ILLUSTRATIVE HUC CUSTOMERS BY MONTH  
 SAN DIEGO GAS AND ELECTRIC COMPANY  
 PETITION FOR MODIFICATION OF D.15-07-001 AND D.17-07-006

**Typical Monthly Residential Energy Charges at DR w/ HUC and DR w/o HUC**

Non-CARE, June

Line										Line
No.	Energy kWh	Number of Customers	% of Customers	% of Customers Cumulative	Avg kWh for the Range	DR w/ HUC (\$)	DR w/o HUC (\$)	CHANGE (\$)	CHANGE (%)	No.
1	< 25 kWh	45	0.06%	0.06%	-168	\$10.36	\$10.36	\$0.00	0.00%	1
2	25 to 50 kWh	69	0.08%	0.14%	38	\$10.82	\$10.88	\$0.06	0.51%	2
3	50 to 75 kWh	105	0.13%	0.27%	64	\$17.38	\$17.52	\$0.14	0.81%	3
4	75 to 100 kWh	134	0.16%	0.43%	88	\$23.80	\$23.99	\$0.19	0.81%	4
5	100 to 125 kWh	194	0.24%	0.67%	113	\$30.57	\$30.81	\$0.24	0.81%	5
6	125 to 150 kWh	194	0.24%	0.90%	138	\$37.22	\$37.52	\$0.30	0.80%	6
7	150 to 200 kWh	470	0.57%	1.47%	176	\$47.61	\$47.99	\$0.38	0.81%	7
8	200 to 250 kWh	679	0.83%	2.30%	227	\$61.30	\$61.79	\$0.49	0.81%	8
9	250 to 300 kWh	975	1.19%	3.48%	277	\$74.75	\$75.35	\$0.60	0.81%	9
10	300 to 350 kWh	1404	1.71%	5.19%	327	\$88.31	\$89.02	\$0.71	0.81%	10
11	350 to 400 kWh	1975	2.40%	7.59%	377	\$105.86	\$106.70	\$0.84	0.80%	11
12	400 to 450 kWh	2792	3.39%	10.98%	426	\$127.60	\$128.62	\$1.02	0.80%	12
13	450 to 500 kWh	3514	4.27%	15.25%	476	\$150.45	\$151.66	\$1.21	0.80%	13
14	500 to 550 kWh	4183	5.08%	20.33%	526	\$173.71	\$175.10	\$1.39	0.80%	14
15	550 to 600 kWh	4681	5.69%	26.02%	575	\$197.15	\$198.73	\$1.58	0.80%	15
16	600 to 650 kWh	5261	6.39%	32.41%	625	\$220.35	\$222.12	\$1.77	0.80%	16
17	650 to 700 kWh	5416	6.58%	39.00%	675	\$243.26	\$245.21	\$1.95	0.80%	17
18	700 to 800 kWh	10592	12.87%	51.87%	750	\$277.95	\$280.18	\$2.23	0.80%	18
19	800 to 900 kWh	9325	11.33%	63.20%	848	\$324.10	\$326.70	\$2.60	0.80%	19
20	900 to 1000 kWh	7380	8.97%	72.16%	948	\$370.80	\$373.77	\$2.97	0.80%	20
21	1000 to 1500 kWh	14771	17.95%	90.11%	1180	\$485.70	\$483.56	(\$2.14)	-0.44%	21
22	1500 to 2000 kWh	3520	4.28%	94.39%	1704	\$770.28	\$733.62	(\$36.66)	-4.76%	22
23	2000 to 3000 kWh	2084	2.53%	96.92%	2398	\$1,151.11	\$1,063.68	(\$87.43)	-7.60%	23
24	> 3000 kWh	2537	3.08%	100.00%	6133	\$3,206.66	\$2,841.40	(\$365.26)	-11.39%	24
25	TOTAL	82300	100.00%	100.00%	1012	\$420.69	\$406.65	(\$14.04)	-3.34%	25

Note: DR w/ HUC reflects SDG&E's residential tiered rate schedule (Schedule DR) effective November 1, 2018 (AL 3290-E). DR w/o HUC is SDG&E's proposal to eliminate the HUC Charge.

Declaration of Cynthia Fang  
 November 30, 2018

APPENDIX C – ATTACHMENT D  
ILLUSTRATIVE HUC CUSTOMERS BY MONTH  
SAN DIEGO GAS AND ELECTRIC COMPANY  
PETITION FOR MODIFICATION OF D.15-07-001 AND D.17-07-006

**Typical Monthly Residential Energy Charges at DR w/ HUC and DR w/o HUC**

**Non-CARE, July**

Line No.	Energy kWh	Number of Customers	% of Customers	% of Customers Cumulative	Avg kWh for the Range	DR w/ HUC (\$)	DR w/o HUC (\$)	CHANGE (\$)	CHANGE (%)	Line No.
1	< 25 kWh	42	0.05%	0.05%	-105	\$10.99	\$10.99	\$0.00	0.00%	1
2	25 to 50 kWh	56	0.07%	0.12%	38	\$11.18	\$11.24	\$0.06	0.49%	2
3	50 to 75 kWh	53	0.06%	0.18%	62	\$16.85	\$16.98	\$0.13	0.81%	3
4	75 to 100 kWh	55	0.07%	0.25%	88	\$23.83	\$24.03	\$0.20	0.80%	4
5	100 to 125 kWh	75	0.09%	0.34%	112	\$30.27	\$30.51	\$0.24	0.81%	5
6	125 to 150 kWh	88	0.11%	0.45%	139	\$37.52	\$37.82	\$0.30	0.81%	6
7	150 to 200 kWh	186	0.23%	0.67%	175	\$47.41	\$47.79	\$0.38	0.80%	7
8	200 to 250 kWh	218	0.27%	0.94%	226	\$61.01	\$61.50	\$0.49	0.81%	8
9	250 to 300 kWh	285	0.35%	1.29%	276	\$74.51	\$75.11	\$0.60	0.81%	9
10	300 to 350 kWh	268	0.33%	1.61%	326	\$88.15	\$88.86	\$0.71	0.81%	10
11	350 to 400 kWh	303	0.37%	1.98%	375	\$104.35	\$105.19	\$0.84	0.80%	11
12	400 to 450 kWh	351	0.43%	2.41%	424	\$125.28	\$126.29	\$1.01	0.80%	12
13	450 to 500 kWh	409	0.50%	2.90%	476	\$149.57	\$150.78	\$1.21	0.80%	13
14	500 to 550 kWh	425	0.52%	3.42%	526	\$172.57	\$173.95	\$1.38	0.80%	14
15	550 to 600 kWh	481	0.58%	4.00%	576	\$195.93	\$197.50	\$1.57	0.80%	15
16	600 to 650 kWh	598	0.73%	4.73%	626	\$220.20	\$221.97	\$1.77	0.80%	16
17	650 to 700 kWh	736	0.89%	5.62%	676	\$244.16	\$246.13	\$1.97	0.80%	17
18	700 to 800 kWh	1850	2.25%	7.87%	752	\$279.75	\$281.99	\$2.24	0.80%	18
19	800 to 900 kWh	2685	3.26%	11.13%	853	\$327.99	\$330.62	\$2.63	0.80%	19
20	900 to 1000 kWh	3840	4.67%	15.80%	953	\$374.73	\$377.74	\$3.01	0.80%	20
21	1000 to 1500 kWh	39791	48.35%	64.15%	1262	\$525.59	\$521.52	(\$4.07)	-0.77%	21
22	1500 to 2000 kWh	17463	21.22%	85.37%	1697	\$757.97	\$725.99	(\$31.98)	-4.22%	22
23	2000 to 3000 kWh	7668	9.32%	94.68%	2359	\$1,121.65	\$1,041.12	(\$80.53)	-7.18%	23
24	> 3000 kWh	4374	5.32%	100.00%	5760	\$2,995.55	\$2,661.05	(\$334.50)	-11.17%	24
25	TOTAL	82300	100.00%	100.00%	1611	\$721.53	\$687.84	(\$33.69)	-4.67%	25

Note: DR w/ HUC reflects SDG&E’s residential tiered rate schedule (Schedule DR) effective November 1, 2018 (AL 3290-E). DR w/o HUC is SDG&E’s proposal to eliminate the HUC Charge.

Declaration of Cynthia Fang  
November 30, 2018

APPENDIX C – ATTACHMENT D  
ILLUSTRATIVE HUC CUSTOMERS BY MONTH  
SAN DIEGO GAS AND ELECTRIC COMPANY  
PETITION FOR MODIFICATION OF D.15-07-001 AND D.17-07-006

**Typical Monthly Residential Energy Charges at DR w/ HUC and DR w/o HUC**

**Non-CARE, August**

Line										Line
No.	Energy kWh	Number of Customers	% of Customers	% of Customers Cumulative	Avg kWh for the Range	DR w/ HUC (\$)	DR w/o HUC (\$)	CHANGE (\$)	CHANGE (%)	No.
1	< 25 kWh	60	0.07%	0.07%	-63	\$10.78	\$10.78	\$0.00	0.00%	1
2	25 to 50 kWh	42	0.05%	0.12%	38	\$11.05	\$11.10	\$0.05	0.52%	2
3	50 to 75 kWh	33	0.04%	0.16%	63	\$17.24	\$17.38	\$0.14	0.81%	3
4	75 to 100 kWh	59	0.07%	0.24%	89	\$24.17	\$24.36	\$0.19	0.80%	4
5	100 to 125 kWh	69	0.08%	0.32%	111	\$30.02	\$30.26	\$0.24	0.81%	5
6	125 to 150 kWh	66	0.08%	0.40%	137	\$37.18	\$37.48	\$0.30	0.80%	6
7	150 to 200 kWh	183	0.22%	0.62%	176	\$47.49	\$47.87	\$0.38	0.81%	7
8	200 to 250 kWh	151	0.18%	0.81%	227	\$61.43	\$61.93	\$0.50	0.81%	8
9	250 to 300 kWh	199	0.24%	1.05%	277	\$74.67	\$75.27	\$0.60	0.81%	9
10	300 to 350 kWh	278	0.34%	1.39%	325	\$87.86	\$88.57	\$0.71	0.81%	10
11	350 to 400 kWh	272	0.33%	1.72%	376	\$104.38	\$105.22	\$0.84	0.80%	11
12	400 to 450 kWh	318	0.39%	2.10%	426	\$125.95	\$126.96	\$1.01	0.80%	12
13	450 to 500 kWh	330	0.40%	2.50%	476	\$149.09	\$150.29	\$1.20	0.80%	13
14	500 to 550 kWh	381	0.46%	2.97%	526	\$172.28	\$173.66	\$1.38	0.80%	14
15	550 to 600 kWh	403	0.49%	3.46%	577	\$195.78	\$197.35	\$1.57	0.80%	15
16	600 to 650 kWh	498	0.61%	4.06%	625	\$218.91	\$220.67	\$1.76	0.80%	16
17	650 to 700 kWh	561	0.68%	4.74%	676	\$242.48	\$244.43	\$1.95	0.80%	17
18	700 to 800 kWh	1386	1.68%	6.43%	754	\$279.53	\$281.78	\$2.25	0.80%	18
19	800 to 900 kWh	1950	2.37%	8.80%	852	\$325.77	\$328.39	\$2.62	0.80%	19
20	900 to 1000 kWh	2986	3.63%	12.42%	953	\$373.28	\$376.28	\$3.00	0.80%	20
21	1000 to 1500 kWh	41473	50.39%	62.82%	1264	\$527.06	\$522.77	(\$4.29)	-0.81%	21
22	1500 to 2000 kWh	18049	21.93%	84.75%	1698	\$758.86	\$726.41	(\$32.45)	-4.28%	22
23	2000 to 3000 kWh	7917	9.62%	94.37%	2360	\$1,124.35	\$1,042.61	(\$81.74)	-7.27%	23
24	> 3000 kWh	4636	5.63%	100.00%	5807	\$3,022.53	\$2,684.00	(\$338.53)	-11.20%	24
25	TOTAL	82300	100.00%	100.00%	1652	\$743.36	\$707.42	(\$35.94)	-4.84%	25

Note: DR w/ HUC reflects SDG&E's residential tiered rate schedule (Schedule DR) effective November 1, 2018 (AL 3290-E). DR w/o HUC is SDG&E's proposal to eliminate the HUC Charge.

Declaration of Cynthia Fang  
November 30, 2018

APPENDIX C – ATTACHMENT D  
ILLUSTRATIVE HUC CUSTOMERS BY MONTH  
SAN DIEGO GAS AND ELECTRIC COMPANY  
PETITION FOR MODIFICATION OF D.15-07-001 AND D.17-07-006

**Typical Monthly Residential Energy Charges at DR w/ HUC and DR w/o HUC**

**Non-CARE, September**

Line No.	Energy kWh	Number of Customers	% of Customers	% of Customers Cumulative	Avg kWh for the Range	DR w/ HUC (\$)	DR w/o HUC (\$)	CHANGE (\$)	CHANGE (%)	Line No.
1	< 25 kWh	65	0.08%	0.08%	2	\$9.91	\$9.91	\$0.00	0.00%	1
2	25 to 50 kWh	75	0.09%	0.17%	37	\$10.90	\$10.95	\$0.05	0.43%	2
3	50 to 75 kWh	117	0.14%	0.31%	64	\$17.31	\$17.45	\$0.14	0.81%	3
4	75 to 100 kWh	148	0.18%	0.49%	88	\$23.94	\$24.13	\$0.19	0.81%	4
5	100 to 125 kWh	191	0.23%	0.72%	113	\$30.60	\$30.84	\$0.24	0.81%	5
6	125 to 150 kWh	188	0.23%	0.95%	138	\$37.32	\$37.62	\$0.30	0.81%	6
7	150 to 200 kWh	385	0.47%	1.42%	176	\$47.42	\$47.81	\$0.39	0.81%	7
8	200 to 250 kWh	474	0.58%	2.00%	226	\$61.09	\$61.58	\$0.49	0.81%	8
9	250 to 300 kWh	553	0.67%	2.67%	275	\$73.95	\$74.55	\$0.60	0.81%	9
10	300 to 350 kWh	681	0.83%	3.50%	325	\$87.81	\$88.51	\$0.70	0.81%	10
11	350 to 400 kWh	757	0.92%	4.42%	376	\$105.58	\$106.43	\$0.85	0.80%	11
12	400 to 450 kWh	915	1.11%	5.53%	425	\$127.56	\$128.59	\$1.03	0.80%	12
13	450 to 500 kWh	1130	1.37%	6.90%	476	\$150.46	\$151.67	\$1.21	0.80%	13
14	500 to 550 kWh	1368	1.66%	8.56%	526	\$173.87	\$175.26	\$1.39	0.80%	14
15	550 to 600 kWh	1713	2.08%	10.64%	576	\$197.72	\$199.31	\$1.59	0.80%	15
16	600 to 650 kWh	2118	2.57%	13.22%	627	\$221.10	\$222.87	\$1.77	0.80%	16
17	650 to 700 kWh	2644	3.21%	16.43%	676	\$244.58	\$246.54	\$1.96	0.80%	17
18	700 to 800 kWh	7184	8.73%	25.16%	753	\$280.03	\$282.28	\$2.25	0.80%	18
19	800 to 900 kWh	9031	10.97%	36.13%	851	\$326.24	\$328.85	\$2.61	0.80%	19
20	900 to 1000 kWh	9638	11.71%	47.84%	949	\$372.04	\$375.03	\$2.99	0.80%	20
21	1000 to 1500 kWh	28984	35.22%	83.06%	1196	\$494.87	\$491.97	(\$2.90)	-0.59%	21
22	1500 to 2000 kWh	7072	8.59%	91.65%	1696	\$766.11	\$729.79	(\$36.32)	-4.74%	22
23	2000 to 3000 kWh	3668	4.46%	96.11%	2383	\$1,145.27	\$1,057.59	(\$87.68)	-7.66%	23
24	> 3000 kWh	3201	3.89%	100.00%	6047	\$3,159.91	\$2,800.55	(\$359.36)	-11.37%	24
25	TOTAL	82300	100.00%	100.00%	1259	\$544.92	\$523.94	(\$20.98)	-3.85%	25

Note: DR w/ HUC reflects SDG&E's residential tiered rate schedule (Schedule DR) effective November 1, 2018 (AL 3290-E). DR w/o HUC is SDG&E's proposal to eliminate the HUC Charge.

Declaration of Cynthia Fang  
November 30, 2018

APPENDIX C – ATTACHMENT D  
ILLUSTRATIVE HUC CUSTOMERS BY MONTH  
SAN DIEGO GAS AND ELECTRIC COMPANY  
PETITION FOR MODIFICATION OF D.15-07-001 AND D.17-07-006

**Typical Monthly Residential Energy Charges at DR w/ HUC and DR w/o HUC**

**Non-CARE, October**

Line										Line
No.	Energy kWh	Number of Customers	% of Customers	% of Customers Cumulative	Avg kWh for the Range	DR w/ HUC (\$)	DR w/o HUC (\$)	CHANGE (\$)	CHANGE (%)	No.
1	< 25 kWh	63	0.08%	0.08%	1	\$10.24	\$10.24	\$0.00	0.00%	1
2	25 to 50 kWh	83	0.10%	0.18%	38	\$11.18	\$11.24	\$0.06	0.48%	2
3	50 to 75 kWh	127	0.15%	0.33%	63	\$17.15	\$17.29	\$0.14	0.81%	3
4	75 to 100 kWh	162	0.20%	0.53%	88	\$23.71	\$23.91	\$0.20	0.81%	4
5	100 to 125 kWh	214	0.26%	0.79%	114	\$30.77	\$31.02	\$0.25	0.81%	5
6	125 to 150 kWh	199	0.24%	1.03%	138	\$37.28	\$37.58	\$0.30	0.80%	6
7	150 to 200 kWh	500	0.61%	1.64%	176	\$47.46	\$47.84	\$0.38	0.81%	7
8	200 to 250 kWh	565	0.69%	2.33%	226	\$61.07	\$61.57	\$0.50	0.81%	8
9	250 to 300 kWh	736	0.89%	3.22%	276	\$74.44	\$75.04	\$0.60	0.81%	9
10	300 to 350 kWh	912	1.11%	4.33%	326	\$88.07	\$88.78	\$0.71	0.81%	10
11	350 to 400 kWh	1116	1.36%	5.68%	376	\$103.90	\$104.74	\$0.84	0.81%	11
12	400 to 450 kWh	1552	1.89%	7.57%	426	\$124.77	\$125.78	\$1.01	0.81%	12
13	450 to 500 kWh	2001	2.43%	10.00%	476	\$147.27	\$148.45	\$1.18	0.81%	13
14	500 to 550 kWh	2591	3.15%	13.15%	526	\$170.56	\$171.93	\$1.37	0.81%	14
15	550 to 600 kWh	3315	4.03%	17.18%	576	\$193.81	\$195.37	\$1.56	0.80%	15
16	600 to 650 kWh	3807	4.63%	21.80%	625	\$217.19	\$218.94	\$1.75	0.81%	16
17	650 to 700 kWh	4342	5.28%	27.08%	676	\$240.82	\$242.76	\$1.94	0.80%	17
18	700 to 800 kWh	9525	11.57%	38.65%	751	\$276.03	\$278.25	\$2.22	0.80%	18
19	800 to 900 kWh	9739	11.83%	50.49%	849	\$322.24	\$324.83	\$2.59	0.80%	19
20	900 to 1000 kWh	8532	10.37%	60.85%	949	\$369.03	\$372.00	\$2.97	0.80%	20
21	1000 to 1500 kWh	21457	26.07%	86.93%	1188	\$487.53	\$486.13	(\$1.40)	-0.29%	21
22	1500 to 2000 kWh	5005	6.08%	93.01%	1704	\$766.61	\$731.91	(\$34.70)	-4.53%	22
23	2000 to 3000 kWh	2791	3.39%	96.40%	2397	\$1,147.62	\$1,061.64	(\$85.98)	-7.49%	23
24	> 3000 kWh	2966	3.60%	100.00%	6154	\$3,213.51	\$2,849.08	(\$364.43)	-11.34%	24
25	TOTAL	82300	100.00%	100.00%	1141	\$482.68	\$465.39	(\$17.29)	-3.58%	25

Note: DR w/ HUC reflects SDG&E's residential tiered rate schedule (Schedule DR) effective November 1, 2018 (AL 3290-E). DR w/o HUC is SDG&E's proposal to eliminate the HUC Charge.

Declaration of Cynthia Fang  
November 30, 2018

APPENDIX C – ATTACHMENT D  
ILLUSTRATIVE HUC CUSTOMERS BY MONTH  
SAN DIEGO GAS AND ELECTRIC COMPANY  
PETITION FOR MODIFICATION OF D.15-07-001 AND D.17-07-006

**Typical Monthly Residential Energy Charges at DR w/ HUC and DR w/o HUC**

**Non-CARE, November**

Line No.	Energy kWh	Number of Customers	% of Customers	% of Customers Cumulative	Avg kWh for the Range	DR w/ HUC (\$)	DR w/o HUC (\$)	CHANGE (\$)	CHANGE (%)	Line No.
1	< 25 kWh	75	0.09%	0.09%	4	\$9.88	\$9.88	\$0.00	0.00%	1
2	25 to 50 kWh	100	0.12%	0.21%	38	\$10.11	\$10.15	\$0.04	0.34%	2
3	50 to 75 kWh	195	0.24%	0.45%	63	\$14.48	\$14.62	\$0.14	0.94%	3
4	75 to 100 kWh	213	0.26%	0.71%	88	\$20.27	\$20.46	\$0.19	0.95%	4
5	100 to 125 kWh	260	0.32%	1.03%	113	\$25.93	\$26.18	\$0.25	0.94%	5
6	125 to 150 kWh	311	0.38%	1.40%	138	\$31.69	\$31.99	\$0.30	0.94%	6
7	150 to 200 kWh	716	0.87%	2.27%	176	\$40.29	\$40.67	\$0.38	0.94%	7
8	200 to 250 kWh	974	1.18%	3.46%	227	\$51.88	\$52.37	\$0.49	0.94%	8
9	250 to 300 kWh	1533	1.86%	5.32%	277	\$63.33	\$63.93	\$0.60	0.95%	9
10	300 to 350 kWh	2222	2.70%	8.02%	327	\$74.61	\$75.32	\$0.71	0.95%	10
11	350 to 400 kWh	3136	3.81%	11.83%	376	\$88.14	\$88.97	\$0.83	0.94%	11
12	400 to 450 kWh	4025	4.89%	16.72%	426	\$106.45	\$107.45	\$1.00	0.94%	12
13	450 to 500 kWh	4819	5.86%	22.58%	476	\$126.12	\$127.31	\$1.19	0.94%	13
14	500 to 550 kWh	5176	6.29%	28.86%	525	\$145.30	\$146.67	\$1.37	0.94%	14
15	550 to 600 kWh	5345	6.50%	35.36%	575	\$164.72	\$166.27	\$1.55	0.94%	15
16	600 to 650 kWh	5311	6.45%	41.81%	625	\$184.57	\$186.31	\$1.74	0.94%	16
17	650 to 700 kWh	5222	6.35%	48.16%	675	\$204.05	\$205.98	\$1.93	0.94%	17
18	700 to 800 kWh	9211	11.19%	59.35%	748	\$233.31	\$235.51	\$2.20	0.95%	18
19	800 to 900 kWh	7567	9.19%	68.54%	848	\$272.54	\$275.12	\$2.58	0.95%	19
20	900 to 1000 kWh	5893	7.16%	75.70%	948	\$312.13	\$315.08	\$2.95	0.95%	20
21	1000 to 1500 kWh	12516	15.21%	90.91%	1184	\$410.44	\$409.32	(\$1.12)	-0.27%	21
22	1500 to 2000 kWh	3078	3.74%	94.65%	1708	\$648.27	\$620.93	(\$27.34)	-4.22%	22
23	2000 to 3000 kWh	1950	2.37%	97.02%	2403	\$973.43	\$902.94	(\$70.49)	-7.24%	23
24	> 3000 kWh	2452	2.98%	100.00%	5859	\$2,591.40	\$2,303.06	(\$288.34)	-11.13%	24
25	TOTAL	82300	100.00%	100.00%	941	\$325.57	\$315.42	(\$10.15)	-3.12%	25

Note: DR w/ HUC reflects SDG&E’s residential tiered rate schedule (Schedule DR) effective November 1, 2018 (AL 3290-E). DR w/o HUC is SDG&E’s proposal to eliminate the HUC Charge.

Declaration of Cynthia Fang  
November 30, 2018

APPENDIX C – ATTACHMENT D  
ILLUSTRATIVE HUC CUSTOMERS BY MONTH  
SAN DIEGO GAS AND ELECTRIC COMPANY  
PETITION FOR MODIFICATION OF D.15-07-001 AND D.17-07-006

**Typical Monthly Residential Energy Charges at DR w/ HUC and DR w/o HUC**

**Non-CARE, December**

Line										Line
No.	Energy kWh	Number of Customers	% of Customers	% of Customers Cumulative	Avg kWh for the Range	DR w/ HUC (\$)	DR w/o HUC (\$)	CHANGE (\$)	CHANGE (%)	No.
1	< 25 kWh	62	0.08%	0.08%	5	\$10.18	\$10.18	\$0.00	0.00%	1
2	25 to 50 kWh	115	0.14%	0.22%	39	\$10.45	\$10.48	\$0.03	0.31%	2
3	50 to 75 kWh	180	0.22%	0.43%	63	\$14.57	\$14.71	\$0.14	0.95%	3
4	75 to 100 kWh	208	0.25%	0.69%	87	\$20.09	\$20.28	\$0.19	0.94%	4
5	100 to 125 kWh	260	0.32%	1.00%	113	\$25.92	\$26.16	\$0.24	0.94%	5
6	125 to 150 kWh	276	0.34%	1.34%	139	\$31.77	\$32.07	\$0.30	0.94%	6
7	150 to 200 kWh	645	0.78%	2.12%	176	\$40.25	\$40.63	\$0.38	0.94%	7
8	200 to 250 kWh	830	1.01%	3.13%	226	\$51.68	\$52.17	\$0.49	0.94%	8
9	250 to 300 kWh	1188	1.44%	4.57%	277	\$63.41	\$64.01	\$0.60	0.95%	9
10	300 to 350 kWh	1692	2.06%	6.63%	326	\$74.49	\$75.19	\$0.70	0.95%	10
11	350 to 400 kWh	2279	2.77%	9.40%	376	\$86.98	\$87.80	\$0.82	0.94%	11
12	400 to 450 kWh	2868	3.49%	12.88%	426	\$104.68	\$105.67	\$0.99	0.94%	12
13	450 to 500 kWh	3382	4.11%	16.99%	476	\$123.81	\$124.97	\$1.16	0.94%	13
14	500 to 550 kWh	4092	4.97%	21.97%	525	\$143.00	\$144.35	\$1.35	0.94%	14
15	550 to 600 kWh	4352	5.29%	27.25%	575	\$162.77	\$164.31	\$1.54	0.95%	15
16	600 to 650 kWh	4549	5.53%	32.78%	625	\$182.53	\$184.25	\$1.72	0.95%	16
17	650 to 700 kWh	4463	5.42%	38.20%	675	\$202.26	\$204.17	\$1.91	0.95%	17
18	700 to 800 kWh	8677	10.54%	48.75%	749	\$231.98	\$234.17	\$2.19	0.95%	18
19	800 to 900 kWh	7605	9.24%	57.99%	849	\$271.77	\$274.34	\$2.57	0.95%	19
20	900 to 1000 kWh	6328	7.69%	65.68%	948	\$310.77	\$313.71	\$2.94	0.95%	20
21	1000 to 1500 kWh	18211	22.13%	87.80%	1203	\$416.32	\$415.65	(\$0.67)	-0.16%	21
22	1500 to 2000 kWh	4695	5.71%	93.51%	1704	\$639.33	\$615.55	(\$23.78)	-3.72%	22
23	2000 to 3000 kWh	2685	3.26%	96.77%	2386	\$957.17	\$892.35	(\$64.82)	-6.77%	23
24	> 3000 kWh	2658	3.23%	100.00%	5746	\$2,532.10	\$2,254.15	(\$277.95)	-10.98%	24
25	TOTAL	82300	100.00%	100.00%	1045	\$366.56	\$355.14	(\$11.42)	-3.12%	25

Note: DR w/ HUC reflects SDG&E’s residential tiered rate schedule (Schedule DR) effective November 1, 2018 (AL 3290-E). DR w/o HUC is SDG&E’s proposal to eliminate the HUC Charge.

Declaration of Cynthia Fang  
November 30, 2018



**Attachment E**  
**HUC Customers By Month**

APPENDIX C – ATTACHMENT E  
ILLUSTRATIVE HUC CUSTOMERS BY MONTH  
SAN DIEGO GAS AND ELECTRIC COMPANY  
PETITION FOR MODIFICATION OF D.15-07-001 AND D.17-07-006

**Typical Monthly Residential Energy Charges at DR w/ HUC and DR w/o HUC  
Coastal Customers  
CARE, January, Basic**

Line No.	Energy kWh	Number of Customers	% of Customers	% of Customers Cumulative	Avg kWh for the Range	DR w/ HUC (\$)	DR w/o HUC (\$)	CHANGE (\$)	CHANGE (%)	Line No.
1	< 25 kWh	4	0.17%	0.17%	12	\$5.09	\$5.09	\$0.00	0.00%	1
2	25 to 50 kWh	4	0.17%	0.34%	34	\$5.24	\$5.25	\$0.01	0.24%	2
3	50 to 75 kWh	5	0.21%	0.55%	62	\$8.82	\$8.91	\$0.09	0.98%	3
4	75 to 100 kWh	7	0.30%	0.84%	84	\$11.88	\$11.99	\$0.11	0.96%	4
5	100 to 125 kWh	8	0.34%	1.18%	114	\$16.09	\$16.24	\$0.15	0.97%	5
6	125 to 150 kWh	8	0.34%	1.52%	138	\$19.44	\$19.63	\$0.19	0.96%	6
7	150 to 200 kWh	41	1.73%	3.24%	177	\$24.94	\$25.18	\$0.24	0.96%	7
8	200 to 250 kWh	47	1.98%	5.22%	224	\$31.57	\$31.88	\$0.31	0.96%	8
9	250 to 300 kWh	75	3.16%	8.38%	277	\$38.98	\$39.36	\$0.38	0.96%	9
10	300 to 350 kWh	113	4.76%	13.13%	325	\$46.05	\$46.49	\$0.44	0.95%	10
11	350 to 400 kWh	128	5.39%	18.52%	377	\$54.13	\$54.65	\$0.52	0.96%	11
12	400 to 450 kWh	182	7.66%	26.18%	426	\$66.54	\$67.18	\$0.64	0.95%	12
13	450 to 500 kWh	193	8.12%	34.30%	474	\$78.47	\$79.22	\$0.75	0.95%	13
14	500 to 550 kWh	194	8.17%	42.47%	527	\$92.34	\$93.22	\$0.88	0.95%	14
15	550 to 600 kWh	162	6.82%	49.29%	574	\$103.67	\$104.66	\$0.99	0.95%	15
16	600 to 650 kWh	170	7.16%	56.44%	623	\$117.27	\$118.38	\$1.11	0.95%	16
17	650 to 700 kWh	174	7.32%	63.76%	673	\$128.65	\$129.87	\$1.22	0.95%	17
18	700 to 800 kWh	255	10.73%	74.50%	748	\$148.68	\$150.09	\$1.41	0.95%	18
19	800 to 900 kWh	217	9.13%	83.63%	848	\$175.36	\$177.02	\$1.66	0.95%	19
20	900 to 1000 kWh	144	6.06%	89.69%	946	\$197.33	\$199.20	\$1.87	0.95%	20
21	1000 to 1500 kWh	217	9.13%	98.82%	1167	\$262.98	\$262.60	(\$0.38)	-0.15%	21
22	1500 to 2000 kWh	20	0.84%	99.66%	1672	\$436.56	\$416.08	(\$20.48)	-4.69%	22
23	2000 to 3000 kWh	4	0.17%	99.83%	2350	\$841.84	\$779.97	(\$61.87)	-7.35%	23
24	> 3000 kWh	4	0.17%	100.00%	4024	\$1,092.04	\$978.59	(\$113.45)	-10.39%	24
25	TOTAL	2376	100.00%	100.00%	647	\$126.35	\$126.76	\$0.41	0.32%	25

Note: DR w/ HUC reflects SDG&E’s residential tiered rate schedule (Schedule DR) effective November 1, 2018 (AL 3290-E). DR w/o HUC is SDG&E’s proposal to eliminate the HUC Charge.

Declaration of Cynthia Fang  
November 30, 2018

APPENDIX C – ATTACHMENT E  
ILLUSTRATIVE HUC CUSTOMERS BY MONTH  
SAN DIEGO GAS AND ELECTRIC COMPANY  
PETITION FOR MODIFICATION OF D.15-07-001 AND D.17-07-006

**Typical Monthly Residential Energy Charges at DR w/ HUC and DR w/o HUC  
Coastal Customers  
CARE, January, All Electric**

Line									Line	
No.	Energy kWh	Number of Customers	% of Customers	% of Customers Cumulative	Avg kWh for the Range	DR w/ HUC (\$)	DR w/o HUC (\$)	CHANGE (\$)	CHANGE (%)	No.
1	< 25 kWh	1	0.18%	0.18%	14	\$5.09	\$5.09	\$0.00	0.00%	1
2	25 to 50 kWh	9	1.63%	1.81%	35	\$6.04	\$6.07	\$0.03	0.42%	2
3	50 to 75 kWh	5	0.91%	2.72%	62	\$8.82	\$8.91	\$0.09	1.02%	3
4	75 to 100 kWh	5	0.91%	3.62%	88	\$12.45	\$12.57	\$0.12	0.96%	4
5	100 to 125 kWh	2	0.36%	3.99%	108	\$15.17	\$15.32	\$0.15	0.96%	5
6	125 to 150 kWh	9	1.63%	5.62%	139	\$19.56	\$19.75	\$0.19	0.95%	6
7	150 to 200 kWh	24	4.35%	9.96%	176	\$24.78	\$25.02	\$0.24	0.96%	7
8	200 to 250 kWh	23	4.17%	14.13%	228	\$32.98	\$33.30	\$0.32	0.95%	8
9	250 to 300 kWh	34	6.16%	20.29%	276	\$38.88	\$39.25	\$0.37	0.96%	9
10	300 to 350 kWh	34	6.16%	26.45%	327	\$46.04	\$46.48	\$0.44	0.96%	10
11	350 to 400 kWh	35	6.34%	32.79%	377	\$55.03	\$55.56	\$0.53	0.96%	11
12	400 to 450 kWh	49	8.88%	41.67%	425	\$59.73	\$60.31	\$0.58	0.97%	12
13	450 to 500 kWh	48	8.70%	50.36%	479	\$67.42	\$68.07	\$0.65	0.96%	13
14	500 to 550 kWh	45	8.15%	58.51%	523	\$73.63	\$74.34	\$0.71	0.97%	14
15	550 to 600 kWh	34	6.16%	64.67%	575	\$84.28	\$85.09	\$0.81	0.96%	15
16	600 to 650 kWh	32	5.80%	70.47%	627	\$97.21	\$98.14	\$0.93	0.96%	16
17	650 to 700 kWh	28	5.07%	75.54%	675	\$109.41	\$110.46	\$1.05	0.96%	17
18	700 to 800 kWh	26	4.71%	80.25%	741	\$126.02	\$127.23	\$1.21	0.95%	18
19	800 to 900 kWh	27	4.89%	85.14%	850	\$153.32	\$154.78	\$1.46	0.95%	19
20	900 to 1000 kWh	14	2.54%	87.68%	949	\$178.00	\$179.70	\$1.70	0.95%	20
21	1000 to 1500 kWh	58	10.51%	98.19%	1171	\$236.41	\$238.65	\$2.24	0.95%	21
22	1500 to 2000 kWh	9	1.63%	99.82%	1708	\$395.23	\$396.04	\$0.81	0.21%	22
23	2000 to 3000 kWh	0	0.00%	99.82%	0	\$0.00	\$0.00	\$0.00	0.00%	23
24	> 3000 kWh	1	0.18%	100.00%	3133	\$788.29	\$733.23	(\$55.06)	-6.99%	24
25	TOTAL	552	100.00%	100.00%	568	\$96.05	\$96.81	\$0.76	0.79%	25

Note: DR w/ HUC reflects SDG&E’s residential tiered rate schedule (Schedule DR) effective November 1, 2018 (AL 3290-E). DR w/o HUC is SDG&E’s proposal to eliminate the HUC Charge.

Declaration of Cynthia Fang  
November 30, 2018

APPENDIX C – ATTACHMENT E  
ILLUSTRATIVE HUC CUSTOMERS BY MONTH  
SAN DIEGO GAS AND ELECTRIC COMPANY  
PETITION FOR MODIFICATION OF D.15-07-001 AND D.17-07-006

**Typical Monthly Residential Energy Charges at DR w/ HUC and DR w/o HUC  
Coastal Customers  
CARE, February, Basic**

Line										Line
No.	Energy kWh	Number of Customers	% of Customers	% of Customers Cumulative	Avg kWh for the Range	DR w/ HUC (\$)	DR w/o HUC (\$)	CHANGE (\$)	CHANGE (%)	No.
1	< 25 kWh	3	0.13%	0.13%	14	\$4.60	\$4.60	\$0.00	0.00%	1
2	25 to 50 kWh	4	0.17%	0.29%	39	\$5.68	\$5.73	\$0.05	0.75%	2
3	50 to 75 kWh	5	0.21%	0.50%	57	\$8.10	\$8.18	\$0.08	1.04%	3
4	75 to 100 kWh	10	0.42%	0.93%	88	\$12.45	\$12.57	\$0.12	0.93%	4
5	100 to 125 kWh	9	0.38%	1.30%	112	\$15.80	\$15.95	\$0.15	0.98%	5
6	125 to 150 kWh	14	0.59%	1.89%	134	\$18.96	\$19.14	\$0.18	0.97%	6
7	150 to 200 kWh	46	1.94%	3.83%	176	\$24.77	\$25.00	\$0.23	0.95%	7
8	200 to 250 kWh	67	2.82%	6.65%	228	\$32.13	\$32.44	\$0.31	0.96%	8
9	250 to 300 kWh	117	4.92%	11.57%	277	\$39.03	\$39.41	\$0.38	0.96%	9
10	300 to 350 kWh	136	5.72%	17.30%	327	\$46.49	\$46.93	\$0.44	0.96%	10
11	350 to 400 kWh	218	9.18%	26.47%	376	\$57.92	\$58.47	\$0.55	0.95%	11
12	400 to 450 kWh	216	9.09%	35.56%	424	\$70.07	\$70.74	\$0.67	0.95%	12
13	450 to 500 kWh	212	8.92%	44.49%	476	\$83.09	\$83.88	\$0.79	0.95%	13
14	500 to 550 kWh	186	7.83%	52.31%	524	\$95.22	\$96.12	\$0.90	0.95%	14
15	550 to 600 kWh	198	8.33%	60.65%	576	\$109.21	\$110.25	\$1.04	0.95%	15
16	600 to 650 kWh	171	7.20%	67.84%	624	\$120.93	\$122.08	\$1.15	0.95%	16
17	650 to 700 kWh	151	6.36%	74.20%	673	\$132.68	\$133.94	\$1.26	0.95%	17
18	700 to 800 kWh	228	9.60%	83.80%	747	\$152.89	\$154.34	\$1.45	0.95%	18
19	800 to 900 kWh	148	6.23%	90.02%	846	\$180.47	\$182.17	\$1.70	0.95%	19
20	900 to 1000 kWh	90	3.79%	93.81%	949	\$202.76	\$204.68	\$1.92	0.95%	20
21	1000 to 1500 kWh	131	5.51%	99.33%	1149	\$266.22	\$263.37	(\$2.85)	-1.07%	21
22	1500 to 2000 kWh	9	0.38%	99.70%	1655	\$457.67	\$432.11	(\$25.56)	-5.58%	22
23	2000 to 3000 kWh	4	0.17%	99.87%	2449	\$818.07	\$749.49	(\$68.58)	-8.38%	23
24	> 3000 kWh	3	0.13%	100.00%	4154	\$1,138.84	\$1,015.60	(\$123.24)	-10.82%	24
25	TOTAL	2376	100.00%	100.00%	576	\$111.83	\$112.19	\$0.36	0.32%	25

Note: DR w/ HUC reflects SDG&E's residential tiered rate schedule (Schedule DR) effective November 1, 2018 (AL 3290-E). DR w/o HUC is SDG&E's proposal to eliminate the HUC Charge.

Declaration of Cynthia Fang  
November 30, 2018

APPENDIX C – ATTACHMENT E  
ILLUSTRATIVE HUC CUSTOMERS BY MONTH  
SAN DIEGO GAS AND ELECTRIC COMPANY  
PETITION FOR MODIFICATION OF D.15-07-001 AND D.17-07-006

**Typical Monthly Residential Energy Charges at DR w/ HUC and DR w/o HUC  
Coastal Customers  
CARE, February, All Electric**

Line										Line
No.	Energy kWh	Number of Customers	% of Customers	% of Customers Cumulative	Avg kWh for the Range	DR w/ HUC (\$)	DR w/o HUC (\$)	CHANGE (\$)	CHANGE (%)	No.
1	< 25 kWh	4	0.73%	0.73%	20	\$5.76	\$5.76	\$0.00	0.00%	1
2	25 to 50 kWh	4	0.73%	1.45%	41	\$5.79	\$5.85	\$0.06	0.95%	2
3	50 to 75 kWh	5	0.91%	2.36%	65	\$9.22	\$9.31	\$0.09	1.00%	3
4	75 to 100 kWh	4	0.73%	3.08%	92	\$13.04	\$13.16	\$0.12	0.94%	4
5	100 to 125 kWh	8	1.45%	4.53%	113	\$15.93	\$16.08	\$0.15	0.97%	5
6	125 to 150 kWh	7	1.27%	5.80%	142	\$20.05	\$20.24	\$0.19	0.96%	6
7	150 to 200 kWh	13	2.36%	8.15%	174	\$24.50	\$24.74	\$0.24	0.95%	7
8	200 to 250 kWh	30	5.44%	13.59%	224	\$31.50	\$31.80	\$0.30	0.96%	8
9	250 to 300 kWh	48	8.70%	22.28%	277	\$39.45	\$39.83	\$0.38	0.96%	9
10	300 to 350 kWh	40	7.25%	29.53%	325	\$47.20	\$47.65	\$0.45	0.96%	10
11	350 to 400 kWh	61	11.05%	40.58%	373	\$52.52	\$53.02	\$0.50	0.96%	11
12	400 to 450 kWh	53	9.60%	50.18%	426	\$59.86	\$60.44	\$0.58	0.96%	12
13	450 to 500 kWh	50	9.06%	59.24%	473	\$66.67	\$67.31	\$0.64	0.96%	13
14	500 to 550 kWh	33	5.98%	65.22%	523	\$77.23	\$77.98	\$0.75	0.97%	14
15	550 to 600 kWh	35	6.34%	71.56%	575	\$90.16	\$91.03	\$0.87	0.96%	15
16	600 to 650 kWh	28	5.07%	76.63%	624	\$102.40	\$103.38	\$0.98	0.96%	16
17	650 to 700 kWh	15	2.72%	79.35%	675	\$115.18	\$116.29	\$1.11	0.96%	17
18	700 to 800 kWh	25	4.53%	83.88%	753	\$134.97	\$136.26	\$1.29	0.96%	18
19	800 to 900 kWh	21	3.80%	87.68%	851	\$159.47	\$160.99	\$1.52	0.95%	19
20	900 to 1000 kWh	24	4.35%	92.03%	954	\$185.29	\$187.05	\$1.76	0.95%	20
21	1000 to 1500 kWh	37	6.70%	98.73%	1162	\$246.11	\$248.45	\$2.34	0.95%	21
22	1500 to 2000 kWh	5	0.91%	99.64%	1631	\$360.39	\$358.69	(\$1.70)	-0.47%	22
23	2000 to 3000 kWh	2	0.36%	100.00%	2752	\$689.39	\$642.70	(\$46.69)	-6.77%	23
24	> 3000 kWh	0	0.00%	100.00%	0	\$0.00	\$0.00	\$0.00	0.00%	24
25	TOTAL	552	100.00%	100.00%	522	\$88.63	\$89.24	\$0.61	0.69%	25

Note: DR w/ HUC reflects SDG&E’s residential tiered rate schedule (Schedule DR) effective November 1, 2018 (AL 3290-E). DR w/o HUC is SDG&E’s proposal to eliminate the HUC Charge.

APPENDIX C – ATTACHMENT E  
ILLUSTRATIVE HUC CUSTOMERS BY MONTH  
SAN DIEGO GAS AND ELECTRIC COMPANY  
PETITION FOR MODIFICATION OF D.15-07-001 AND D.17-07-006

**Typical Monthly Residential Energy Charges at DR w/ HUC and DR w/o HUC**  
**Coastal Customers**  
**CARE, March, Basic**

Line No.	Energy kWh	Number of Customers	% of Customers	% of Customers Cumulative	Avg kWh for the Range	DR w/ HUC (\$)	DR w/o HUC (\$)	CHANGE (\$)	CHANGE (%)	Line No.
1	< 25 kWh	1	0.04%	0.04%	25	\$5.10	\$5.10	\$0.00	0.00%	1
2	25 to 50 kWh	3	0.13%	0.17%	43	\$6.10	\$6.14	\$0.04	0.71%	2
3	50 to 75 kWh	6	0.25%	0.42%	59	\$8.39	\$8.47	\$0.08	0.97%	3
4	75 to 100 kWh	5	0.21%	0.63%	90	\$12.76	\$12.88	\$0.12	0.96%	4
5	100 to 125 kWh	7	0.30%	0.93%	112	\$15.80	\$15.95	\$0.15	0.95%	5
6	125 to 150 kWh	11	0.46%	1.39%	139	\$19.57	\$19.76	\$0.19	0.95%	6
7	150 to 200 kWh	42	1.77%	3.16%	177	\$24.91	\$25.14	\$0.23	0.95%	7
8	200 to 250 kWh	55	2.32%	5.47%	226	\$31.89	\$32.19	\$0.30	0.96%	8
9	250 to 300 kWh	82	3.45%	8.92%	277	\$38.99	\$39.37	\$0.38	0.96%	9
10	300 to 350 kWh	135	5.68%	14.61%	326	\$46.15	\$46.59	\$0.44	0.95%	10
11	350 to 400 kWh	159	6.69%	21.30%	376	\$54.07	\$54.58	\$0.51	0.96%	11
12	400 to 450 kWh	210	8.84%	30.14%	425	\$66.18	\$66.81	\$0.63	0.95%	12
13	450 to 500 kWh	186	7.83%	37.96%	475	\$79.11	\$79.86	\$0.75	0.95%	13
14	500 to 550 kWh	212	8.92%	46.89%	524	\$91.14	\$92.01	\$0.87	0.95%	14
15	550 to 600 kWh	193	8.12%	55.01%	573	\$104.02	\$105.01	\$0.99	0.95%	15
16	600 to 650 kWh	174	7.32%	62.33%	623	\$116.26	\$117.36	\$1.10	0.95%	16
17	650 to 700 kWh	161	6.78%	69.11%	675	\$130.92	\$132.16	\$1.24	0.95%	17
18	700 to 800 kWh	265	11.15%	80.26%	748	\$147.56	\$148.96	\$1.40	0.95%	18
19	800 to 900 kWh	174	7.32%	87.58%	850	\$175.96	\$177.62	\$1.66	0.95%	19
20	900 to 1000 kWh	125	5.26%	92.85%	947	\$200.53	\$202.43	\$1.90	0.95%	20
21	1000 to 1500 kWh	148	6.23%	99.07%	1162	\$263.26	\$263.04	(\$0.22)	-0.08%	21
22	1500 to 2000 kWh	10	0.42%	99.50%	1723	\$465.13	\$441.87	(\$23.26)	-5.00%	22
23	2000 to 3000 kWh	9	0.38%	99.87%	2424	\$761.91	\$701.61	(\$60.30)	-7.92%	23
24	> 3000 kWh	3	0.13%	100.00%	4974	\$1,370.81	\$1,219.25	(\$151.56)	-11.06%	24
25	TOTAL	2376	100.00%	100.00%	613	\$117.83	\$118.20	\$0.37	0.31%	25

Note: DR w/ HUC reflects SDG&E's residential tiered rate schedule (Schedule DR) effective November 1, 2018 (AL 3290-E). DR w/o HUC is SDG&E's proposal to eliminate the HUC Charge.

APPENDIX C – ATTACHMENT E  
ILLUSTRATIVE HUC CUSTOMERS BY MONTH  
SAN DIEGO GAS AND ELECTRIC COMPANY  
PETITION FOR MODIFICATION OF D.15-07-001 AND D.17-07-006

**Typical Monthly Residential Energy Charges at DR w/ HUC and DR w/o HUC  
Coastal Customers  
CARE, March, All Electric**

Line No.	Energy kWh	Number of Customers	% of Customers	% of Customers Cumulative	Avg kWh for the Range	DR w/ HUC (\$)	DR w/o HUC (\$)	CHANGE (\$)	CHANGE (%)	Line No.
1	< 25 kWh	1	0.18%	0.18%	14	\$10.21	\$10.21	\$0.00	0.00%	1
2	25 to 50 kWh	4	0.73%	0.91%	34	\$5.57	\$5.60	\$0.03	0.49%	2
3	50 to 75 kWh	2	0.36%	1.27%	63	\$8.85	\$8.94	\$0.09	0.96%	3
4	75 to 100 kWh	5	0.91%	2.17%	88	\$12.36	\$12.48	\$0.12	0.95%	4
5	100 to 125 kWh	7	1.27%	3.44%	114	\$16.06	\$16.21	\$0.15	0.96%	5
6	125 to 150 kWh	4	0.73%	4.17%	135	\$19.03	\$19.22	\$0.19	0.99%	6
7	150 to 200 kWh	19	3.44%	7.61%	175	\$24.59	\$24.82	\$0.23	0.95%	7
8	200 to 250 kWh	19	3.44%	11.05%	224	\$31.52	\$31.82	\$0.30	0.96%	8
9	250 to 300 kWh	40	7.25%	18.30%	277	\$38.92	\$39.30	\$0.38	0.96%	9
10	300 to 350 kWh	42	7.61%	25.91%	322	\$45.93	\$46.37	\$0.44	0.96%	10
11	350 to 400 kWh	47	8.51%	34.42%	374	\$53.36	\$53.87	\$0.51	0.96%	11
12	400 to 450 kWh	54	9.78%	44.20%	424	\$60.39	\$60.97	\$0.58	0.96%	12
13	450 to 500 kWh	53	9.60%	53.80%	476	\$66.89	\$67.53	\$0.64	0.96%	13
14	500 to 550 kWh	42	7.61%	61.41%	523	\$73.62	\$74.33	\$0.71	0.96%	14
15	550 to 600 kWh	34	6.16%	67.57%	573	\$83.76	\$84.56	\$0.80	0.96%	15
16	600 to 650 kWh	22	3.99%	71.56%	622	\$96.01	\$96.93	\$0.92	0.96%	16
17	650 to 700 kWh	25	4.53%	76.09%	671	\$108.27	\$109.31	\$1.04	0.96%	17
18	700 to 800 kWh	27	4.89%	80.98%	736	\$124.75	\$125.94	\$1.19	0.96%	18
19	800 to 900 kWh	23	4.17%	85.15%	841	\$150.91	\$152.35	\$1.44	0.95%	19
20	900 to 1000 kWh	26	4.71%	89.86%	944	\$176.88	\$178.56	\$1.68	0.95%	20
21	1000 to 1500 kWh	46	8.33%	98.19%	1151	\$232.46	\$234.67	\$2.21	0.95%	21
22	1500 to 2000 kWh	9	1.63%	99.82%	1710	\$394.81	\$395.70	\$0.89	0.23%	22
23	2000 to 3000 kWh	1	0.18%	100.00%	2936	\$730.45	\$683.30	(\$47.15)	-6.46%	23
24	> 3000 kWh	0	0.00%	100.00%	0	\$0.00	\$0.00	\$0.00	0.00%	24
25	TOTAL	552	100.00%	100.00%	556	\$93.01	\$93.75	\$0.74	0.80%	25

Note: DR w/ HUC reflects SDG&E’s residential tiered rate schedule (Schedule DR) effective November 1, 2018 (AL 3290-E). DR w/o HUC is SDG&E’s proposal to eliminate the HUC Charge.

Declaration of Cynthia Fang  
November 30, 2018

APPENDIX C – ATTACHMENT E  
ILLUSTRATIVE HUC CUSTOMERS BY MONTH  
SAN DIEGO GAS AND ELECTRIC COMPANY  
PETITION FOR MODIFICATION OF D.15-07-001 AND D.17-07-006

**Typical Monthly Residential Energy Charges at DR w/ HUC and DR w/o HUC**  
**Coastal Customers**  
**CARE, April, Basic**

Line										Line
No.	Energy kWh	Number of Customers	% of Customers	% of Customers Cumulative	Avg kWh for the Range	DR w/ HUC (\$)	DR w/o HUC (\$)	CHANGE (\$)	CHANGE (%)	No.
1	< 25 kWh	1	0.04%	0.04%	22	\$4.94	\$4.94	\$0.00	0.00%	1
2	25 to 50 kWh	8	0.34%	0.38%	40	\$5.70	\$5.74	\$0.04	0.72%	2
3	50 to 75 kWh	4	0.17%	0.55%	61	\$8.65	\$8.73	\$0.08	1.01%	3
4	75 to 100 kWh	9	0.38%	0.93%	88	\$12.36	\$12.48	\$0.12	0.93%	4
5	100 to 125 kWh	6	0.25%	1.18%	110	\$15.53	\$15.68	\$0.15	0.97%	5
6	125 to 150 kWh	14	0.59%	1.77%	138	\$19.40	\$19.59	\$0.19	0.97%	6
7	150 to 200 kWh	30	1.26%	3.03%	173	\$24.34	\$24.57	\$0.23	0.96%	7
8	200 to 250 kWh	50	2.10%	5.14%	223	\$31.42	\$31.72	\$0.30	0.96%	8
9	250 to 300 kWh	97	4.08%	9.22%	280	\$39.40	\$39.78	\$0.38	0.96%	9
10	300 to 350 kWh	141	5.93%	15.15%	325	\$45.72	\$46.16	\$0.44	0.96%	10
11	350 to 400 kWh	181	7.62%	22.77%	376	\$54.91	\$55.44	\$0.53	0.96%	11
12	400 to 450 kWh	244	10.27%	33.04%	425	\$67.36	\$68.01	\$0.65	0.96%	12
13	450 to 500 kWh	211	8.88%	41.92%	477	\$81.32	\$82.09	\$0.77	0.96%	13
14	500 to 550 kWh	228	9.60%	51.51%	524	\$92.57	\$93.45	\$0.88	0.96%	14
15	550 to 600 kWh	192	8.08%	59.60%	574	\$106.25	\$107.26	\$1.01	0.95%	15
16	600 to 650 kWh	187	7.87%	67.47%	624	\$118.28	\$119.41	\$1.13	0.95%	16
17	650 to 700 kWh	177	7.45%	74.91%	673	\$130.83	\$132.07	\$1.24	0.95%	17
18	700 to 800 kWh	234	9.85%	84.76%	743	\$148.61	\$150.02	\$1.41	0.95%	18
19	800 to 900 kWh	168	7.07%	91.83%	848	\$175.21	\$176.88	\$1.67	0.95%	19
20	900 to 1000 kWh	80	3.37%	95.20%	947	\$202.72	\$204.64	\$1.92	0.95%	20
21	1000 to 1500 kWh	98	4.13%	99.33%	1155	\$270.88	\$270.07	(\$0.81)	-0.30%	21
22	1500 to 2000 kWh	6	0.25%	99.58%	1689	\$489.67	\$464.71	(\$24.96)	-5.10%	22
23	2000 to 3000 kWh	5	0.21%	99.79%	2404	\$783.99	\$720.87	(\$63.12)	-8.05%	23
24	> 3000 kWh	5	0.21%	100.00%	4083	\$1,112.13	\$994.81	(\$117.32)	-10.55%	24
25	TOTAL	2376	100.00%	100.00%	581	\$110.62	\$111.04	\$0.42	0.38%	25

Note: DR w/ HUC reflects SDG&E’s residential tiered rate schedule (Schedule DR) effective November 1, 2018 (AL 3290-E). DR w/o HUC is SDG&E’s proposal to eliminate the HUC Charge.

Declaration of Cynthia Fang  
November 30, 2018



APPENDIX C – ATTACHMENT E  
 ILLUSTRATIVE HUC CUSTOMERS BY MONTH  
 SAN DIEGO GAS AND ELECTRIC COMPANY  
 PETITION FOR MODIFICATION OF D.15-07-001 AND D.17-07-006

**Typical Monthly Residential Energy Charges at DR w/ HUC and DR w/o HUC  
 Coastal Customers  
 CARE, April, All Electric**

Line										Line
No.	Energy kWh	Number of Customers	% of Customers	% of Customers Cumulative	Avg kWh for the Range	DR w/ HUC (\$)	DR w/o HUC (\$)	CHANGE (\$)	CHANGE (%)	No.
1	< 25 kWh	1	0.18%	0.18%	8	\$9.87	\$9.87	\$0.00	0.00%	1
2	25 to 50 kWh	2	0.36%	0.54%	41	\$5.83	\$5.88	\$0.05	0.86%	2
3	50 to 75 kWh	6	1.09%	1.63%	61	\$8.59	\$8.68	\$0.09	1.01%	3
4	75 to 100 kWh	4	0.73%	2.36%	92	\$12.97	\$13.08	\$0.11	0.91%	4
5	100 to 125 kWh	6	1.09%	3.44%	115	\$16.23	\$16.38	\$0.15	0.98%	5
6	125 to 150 kWh	5	0.91%	4.35%	141	\$19.84	\$20.03	\$0.19	0.97%	6
7	150 to 200 kWh	19	3.44%	7.79%	180	\$25.42	\$25.66	\$0.24	0.96%	7
8	200 to 250 kWh	29	5.25%	13.04%	226	\$32.56	\$32.87	\$0.31	0.96%	8
9	250 to 300 kWh	31	5.62%	18.66%	277	\$39.02	\$39.39	\$0.37	0.96%	9
10	300 to 350 kWh	37	6.70%	25.36%	328	\$46.17	\$46.61	\$0.44	0.96%	10
11	350 to 400 kWh	42	7.61%	32.97%	372	\$53.07	\$53.58	\$0.51	0.96%	11
12	400 to 450 kWh	52	9.42%	42.39%	428	\$60.19	\$60.77	\$0.58	0.96%	12
13	450 to 500 kWh	57	10.33%	52.72%	472	\$66.32	\$66.96	\$0.64	0.96%	13
14	500 to 550 kWh	46	8.33%	61.05%	523	\$74.05	\$74.76	\$0.71	0.96%	14
15	550 to 600 kWh	43	7.79%	68.84%	578	\$86.91	\$87.74	\$0.83	0.96%	15
16	600 to 650 kWh	34	6.16%	75.00%	625	\$100.45	\$101.41	\$0.96	0.96%	16
17	650 to 700 kWh	22	3.99%	78.99%	681	\$112.73	\$113.80	\$1.07	0.95%	17
18	700 to 800 kWh	33	5.98%	84.96%	745	\$128.94	\$130.16	\$1.22	0.95%	18
19	800 to 900 kWh	30	5.44%	90.40%	850	\$155.32	\$156.79	\$1.47	0.95%	19
20	900 to 1000 kWh	24	4.35%	94.75%	943	\$178.69	\$180.39	\$1.70	0.95%	20
21	1000 to 1500 kWh	24	4.35%	99.10%	1106	\$226.02	\$228.16	\$2.14	0.95%	21
22	1500 to 2000 kWh	4	0.73%	99.82%	1695	\$420.66	\$419.96	(\$0.70)	-0.17%	22
23	2000 to 3000 kWh	1	0.18%	100.00%	2534	\$616.80	\$583.42	(\$33.38)	-5.41%	23
24	> 3000 kWh	0	0.00%	100.00%	0	\$0.00	\$0.00	\$0.00	0.00%	24
25	TOTAL	552	100.00%	100.00%	528	\$86.54	\$87.26	\$0.72	0.83%	25

Note: DR w/ HUC reflects SDG&E's residential tiered rate schedule (Schedule DR) effective November 1, 2018 (AL 3290-E). DR w/o HUC is SDG&E's proposal to eliminate the HUC Charge.

Declaration of Cynthia Fang  
 November 30, 2018

APPENDIX C – ATTACHMENT E  
ILLUSTRATIVE HUC CUSTOMERS BY MONTH  
SAN DIEGO GAS AND ELECTRIC COMPANY  
PETITION FOR MODIFICATION OF D.15-07-001 AND D.17-07-006

**Typical Monthly Residential Energy Charges at DR w/ HUC and DR w/o HUC**  
**Coastal Customers**  
**CARE, May, Basic**

Line										Line
No.	Energy kWh	Number of Customers	% of Customers	% of Customers Cumulative	Avg kWh for the Range	DR w/ HUC (\$)	DR w/o HUC (\$)	CHANGE (\$)	CHANGE (%)	No.
1	< 25 kWh	2	0.08%	0.08%	13	\$5.09	\$5.09	\$0.00	0.00%	1
2	25 to 50 kWh	4	0.17%	0.25%	38	\$5.51	\$5.53	\$0.02	0.45%	2
3	50 to 75 kWh	4	0.17%	0.42%	66	\$9.34	\$9.43	\$0.09	0.94%	3
4	75 to 100 kWh	9	0.38%	0.80%	88	\$12.44	\$12.56	\$0.12	0.96%	4
5	100 to 125 kWh	7	0.30%	1.09%	109	\$15.41	\$15.56	\$0.15	0.97%	5
6	125 to 150 kWh	8	0.34%	1.43%	136	\$19.11	\$19.29	\$0.18	0.95%	6
7	150 to 200 kWh	27	1.14%	2.57%	176	\$24.79	\$25.03	\$0.24	0.95%	7
8	200 to 250 kWh	46	1.94%	4.50%	228	\$32.17	\$32.48	\$0.31	0.96%	8
9	250 to 300 kWh	70	2.95%	7.45%	277	\$38.96	\$39.33	\$0.37	0.96%	9
10	300 to 350 kWh	122	5.14%	12.58%	326	\$45.95	\$46.38	\$0.43	0.95%	10
11	350 to 400 kWh	165	6.94%	19.53%	376	\$53.95	\$54.47	\$0.52	0.96%	11
12	400 to 450 kWh	207	8.71%	28.24%	425	\$66.24	\$66.87	\$0.63	0.95%	12
13	450 to 500 kWh	232	9.76%	38.00%	476	\$78.57	\$79.32	\$0.75	0.95%	13
14	500 to 550 kWh	208	8.75%	46.76%	524	\$92.09	\$92.96	\$0.87	0.95%	14
15	550 to 600 kWh	201	8.46%	55.22%	575	\$104.53	\$105.52	\$0.99	0.95%	15
16	600 to 650 kWh	201	8.46%	63.68%	628	\$118.16	\$119.28	\$1.12	0.95%	16
17	650 to 700 kWh	182	7.66%	71.34%	674	\$129.28	\$130.50	\$1.22	0.95%	17
18	700 to 800 kWh	267	11.24%	82.58%	745	\$148.24	\$149.64	\$1.40	0.95%	18
19	800 to 900 kWh	179	7.53%	90.11%	848	\$174.32	\$175.97	\$1.65	0.95%	19
20	900 to 1000 kWh	98	4.13%	94.23%	944	\$199.88	\$201.78	\$1.90	0.95%	20
21	1000 to 1500 kWh	113	4.76%	98.99%	1145	\$264.25	\$264.32	\$0.07	0.03%	21
22	1500 to 2000 kWh	12	0.51%	99.50%	1675	\$402.27	\$383.12	(\$19.15)	-4.76%	22
23	2000 to 3000 kWh	7	0.30%	99.79%	2296	\$726.61	\$673.08	(\$53.53)	-7.37%	23
24	> 3000 kWh	5	0.21%	100.00%	3624	\$1,069.23	\$963.81	(\$105.42)	-9.86%	24
25	TOTAL	2376	100.00%	100.00%	605	\$115.61	\$116.06	\$0.45	0.39%	25

Note: DR w/ HUC reflects SDG&E's residential tiered rate schedule (Schedule DR) effective November 1, 2018 (AL 3290-E). DR w/o HUC is SDG&E's proposal to eliminate the HUC Charge.

APPENDIX C – ATTACHMENT E  
ILLUSTRATIVE HUC CUSTOMERS BY MONTH  
SAN DIEGO GAS AND ELECTRIC COMPANY  
PETITION FOR MODIFICATION OF D.15-07-001 AND D.17-07-006

**Typical Monthly Residential Energy Charges at DR w/ HUC and DR w/o HUC  
Coastal Customers  
CARE, May, All Electric**

Line										Line
No.	Energy kWh	Number of Customers	% of Customers	% of Customers Cumulative	Avg kWh for the Range	DR w/ HUC (\$)	DR w/o HUC (\$)	CHANGE (\$)	CHANGE (%)	No.
1	< 25 kWh	1	0.18%	0.18%	8	\$10.20	\$10.20	\$0.00	0.00%	1
2	25 to 50 kWh	1	0.18%	0.36%	35	\$5.11	\$5.11	\$0.00	0.00%	2
3	50 to 75 kWh	3	0.54%	0.91%	66	\$9.37	\$9.45	\$0.08	0.93%	3
4	75 to 100 kWh	5	0.91%	1.81%	96	\$13.49	\$13.62	\$0.13	0.95%	4
5	100 to 125 kWh	3	0.54%	2.35%	114	\$16.02	\$16.17	\$0.15	0.98%	5
6	125 to 150 kWh	5	0.91%	3.26%	140	\$19.69	\$19.89	\$0.20	0.98%	6
7	150 to 200 kWh	17	3.08%	6.34%	176	\$24.76	\$25.00	\$0.24	0.96%	7
8	200 to 250 kWh	26	4.71%	11.05%	228	\$32.08	\$32.39	\$0.31	0.95%	8
9	250 to 300 kWh	31	5.62%	16.67%	271	\$38.92	\$39.30	\$0.38	0.96%	9
10	300 to 350 kWh	29	5.25%	21.92%	326	\$46.94	\$47.39	\$0.45	0.96%	10
11	350 to 400 kWh	37	6.70%	28.62%	378	\$53.25	\$53.75	\$0.50	0.96%	11
12	400 to 450 kWh	52	9.42%	38.04%	426	\$59.98	\$60.56	\$0.58	0.97%	12
13	450 to 500 kWh	52	9.42%	47.46%	475	\$66.76	\$67.40	\$0.64	0.96%	13
14	500 to 550 kWh	48	8.70%	56.16%	525	\$73.87	\$74.58	\$0.71	0.96%	14
15	550 to 600 kWh	44	7.97%	64.13%	571	\$83.32	\$84.12	\$0.80	0.96%	15
16	600 to 650 kWh	31	5.62%	69.75%	625	\$96.78	\$97.71	\$0.93	0.96%	16
17	650 to 700 kWh	33	5.98%	75.72%	678	\$110.18	\$111.23	\$1.05	0.96%	17
18	700 to 800 kWh	45	8.15%	83.88%	743	\$126.44	\$127.64	\$1.20	0.95%	18
19	800 to 900 kWh	27	4.89%	88.77%	849	\$153.07	\$154.53	\$1.46	0.95%	19
20	900 to 1000 kWh	30	5.44%	94.20%	943	\$180.30	\$182.02	\$1.72	0.95%	20
21	1000 to 1500 kWh	27	4.89%	99.09%	1127	\$229.39	\$231.57	\$2.18	0.95%	21
22	1500 to 2000 kWh	4	0.73%	99.82%	1609	\$393.48	\$396.21	\$2.73	0.69%	22
23	2000 to 3000 kWh	1	0.18%	100.00%	2549	\$616.84	\$585.22	(\$31.62)	-5.13%	23
24	> 3000 kWh	0	0.00%	100.00%	0	\$0.00	\$0.00	\$0.00	0.00%	24
25	TOTAL	552	100.00%	100.00%	554	\$90.77	\$91.56	\$0.79	0.87%	25

Note: DR w/ HUC reflects SDG&E’s residential tiered rate schedule (Schedule DR) effective November 1, 2018 (AL 3290-E). DR w/o HUC is SDG&E’s proposal to eliminate the HUC Charge.

Declaration of Cynthia Fang  
November 30, 2018

APPENDIX C – ATTACHMENT E  
ILLUSTRATIVE HUC CUSTOMERS BY MONTH  
SAN DIEGO GAS AND ELECTRIC COMPANY  
PETITION FOR MODIFICATION OF D.15-07-001 AND D.17-07-006

**Typical Monthly Residential Energy Charges at DR w/ HUC and DR w/o HUC**  
**Coastal Customers**  
**CARE, June, Basic**

Line										Line
No.	Energy kWh	Number of Customers	% of Customers	% of Customers Cumulative	Avg kWh for the Range	DR w/ HUC (\$)	DR w/o HUC (\$)	CHANGE (\$)	CHANGE (%)	No.
1	< 25 kWh	1	0.04%	0.04%	7	\$4.92	\$4.92	\$0.00	0.00%	1
2	25 to 50 kWh	3	0.13%	0.17%	41	\$6.83	\$6.89	\$0.06	0.83%	2
3	50 to 75 kWh	3	0.13%	0.29%	66	\$11.00	\$11.09	\$0.09	0.79%	3
4	75 to 100 kWh	4	0.17%	0.46%	91	\$15.17	\$15.30	\$0.13	0.81%	4
5	100 to 125 kWh	7	0.30%	0.76%	114	\$19.00	\$19.16	\$0.16	0.82%	5
6	125 to 150 kWh	9	0.38%	1.14%	137	\$22.96	\$23.14	\$0.18	0.79%	6
7	150 to 200 kWh	18	0.76%	1.89%	184	\$30.69	\$30.94	\$0.25	0.81%	7
8	200 to 250 kWh	37	1.56%	3.45%	223	\$37.33	\$37.63	\$0.30	0.81%	8
9	250 to 300 kWh	45	1.89%	5.35%	276	\$46.06	\$46.43	\$0.37	0.80%	9
10	300 to 350 kWh	74	3.11%	8.46%	324	\$54.18	\$54.61	\$0.43	0.80%	10
11	350 to 400 kWh	122	5.14%	13.59%	375	\$65.94	\$66.47	\$0.53	0.80%	11
12	400 to 450 kWh	155	6.52%	20.12%	423	\$80.06	\$80.69	\$0.63	0.79%	12
13	450 to 500 kWh	162	6.82%	26.94%	475	\$95.53	\$96.29	\$0.76	0.79%	13
14	500 to 550 kWh	207	8.71%	35.65%	528	\$112.18	\$113.07	\$0.89	0.79%	14
15	550 to 600 kWh	213	8.97%	44.61%	576	\$126.07	\$127.07	\$1.00	0.79%	15
16	600 to 650 kWh	208	8.75%	53.37%	624	\$141.45	\$142.57	\$1.12	0.79%	16
17	650 to 700 kWh	208	8.75%	62.12%	675	\$157.25	\$158.50	\$1.25	0.79%	17
18	700 to 800 kWh	312	13.13%	75.25%	749	\$177.76	\$179.16	\$1.40	0.79%	18
19	800 to 900 kWh	247	10.40%	85.65%	848	\$208.73	\$210.38	\$1.65	0.79%	19
20	900 to 1000 kWh	134	5.64%	91.29%	941	\$238.01	\$239.89	\$1.88	0.79%	20
21	1000 to 1500 kWh	182	7.66%	98.95%	1144	\$311.86	\$309.94	(\$1.92)	-0.61%	21
22	1500 to 2000 kWh	14	0.59%	99.54%	1636	\$526.47	\$499.36	(\$27.11)	-5.15%	22
23	2000 to 3000 kWh	8	0.34%	99.87%	2344	\$809.82	\$744.85	(\$64.97)	-8.02%	23
24	> 3000 kWh	3	0.13%	100.00%	3901	\$1,473.36	\$1,319.96	(\$153.40)	-10.41%	24
25	TOTAL	2376	100.00%	100.00%	662	\$155.95	\$156.22	\$0.27	0.17%	25

Note: DR w/ HUC reflects SDG&E's residential tiered rate schedule (Schedule DR) effective November 1, 2018 (AL 3290-E). DR w/o HUC is SDG&E's proposal to eliminate the HUC Charge.

Declaration of Cynthia Fang  
November 30, 2018

APPENDIX C – ATTACHMENT E  
ILLUSTRATIVE HUC CUSTOMERS BY MONTH  
SAN DIEGO GAS AND ELECTRIC COMPANY  
PETITION FOR MODIFICATION OF D.15-07-001 AND D.17-07-006

**Typical Monthly Residential Energy Charges at DR w/ HUC and DR w/o HUC  
Coastal Customers  
CARE, June, All Electric**

Line										Line
No.	Energy kWh	Number of Customers	% of Customers	% of Customers Cumulative	Avg kWh for the Range	DR w/ HUC (\$)	DR w/o HUC (\$)	CHANGE (\$)	CHANGE (%)	No.
1	< 25 kWh	1	0.18%	0.18%	9	\$9.87	\$9.87	\$0.00	0.00%	1
2	25 to 50 kWh	1	0.18%	0.36%	49	\$8.16	\$8.23	\$0.07	0.86%	2
3	50 to 75 kWh	2	0.36%	0.72%	69	\$11.59	\$11.68	\$0.09	0.78%	3
4	75 to 100 kWh	1	0.18%	0.91%	82	\$13.67	\$13.79	\$0.12	0.88%	4
5	100 to 125 kWh	3	0.54%	1.45%	108	\$18.06	\$18.21	\$0.15	0.81%	5
6	125 to 150 kWh	7	1.27%	2.72%	140	\$23.39	\$23.58	\$0.19	0.81%	6
7	150 to 200 kWh	13	2.36%	5.07%	174	\$29.14	\$29.38	\$0.24	0.82%	7
8	200 to 250 kWh	13	2.36%	7.43%	231	\$38.58	\$38.89	\$0.31	0.81%	8
9	250 to 300 kWh	20	3.62%	11.05%	277	\$46.19	\$46.57	\$0.38	0.81%	9
10	300 to 350 kWh	30	5.44%	16.48%	329	\$56.01	\$56.46	\$0.45	0.81%	10
11	350 to 400 kWh	30	5.44%	21.92%	375	\$70.63	\$71.20	\$0.57	0.80%	11
12	400 to 450 kWh	43	7.79%	29.71%	428	\$85.15	\$85.83	\$0.68	0.80%	12
13	450 to 500 kWh	30	5.44%	35.14%	474	\$98.74	\$99.53	\$0.79	0.80%	13
14	500 to 550 kWh	44	7.97%	43.12%	528	\$114.66	\$115.57	\$0.91	0.80%	14
15	550 to 600 kWh	46	8.33%	51.45%	576	\$128.90	\$129.92	\$1.02	0.80%	15
16	600 to 650 kWh	43	7.79%	59.24%	626	\$143.88	\$145.03	\$1.15	0.80%	16
17	650 to 700 kWh	43	7.79%	67.03%	672	\$159.91	\$161.18	\$1.27	0.79%	17
18	700 to 800 kWh	78	14.13%	81.16%	747	\$179.90	\$181.33	\$1.43	0.79%	18
19	800 to 900 kWh	47	8.51%	89.67%	850	\$210.34	\$212.01	\$1.67	0.79%	19
20	900 to 1000 kWh	21	3.80%	93.48%	945	\$238.59	\$240.47	\$1.88	0.79%	20
21	1000 to 1500 kWh	32	5.80%	99.27%	1130	\$319.43	\$314.49	(\$4.94)	-1.55%	21
22	1500 to 2000 kWh	2	0.36%	99.64%	1656	\$482.98	\$453.44	(\$29.54)	-6.12%	22
23	2000 to 3000 kWh	1	0.18%	99.82%	2150	\$654.31	\$601.21	(\$53.10)	-8.12%	23
24	> 3000 kWh	1	0.18%	100.00%	3302	\$1,054.27	\$946.15	(\$108.12)	-10.26%	24
25	TOTAL	552	100.00%	100.00%	606	\$141.96	\$142.22	\$0.26	0.18%	25

Note: DR w/ HUC reflects SDG&E’s residential tiered rate schedule (Schedule DR) effective November 1, 2018 (AL 3290-E). DR w/o HUC is SDG&E’s proposal to eliminate the HUC Charge.

Declaration of Cynthia Fang  
November 30, 2018

APPENDIX C – ATTACHMENT E  
ILLUSTRATIVE HUC CUSTOMERS BY MONTH  
SAN DIEGO GAS AND ELECTRIC COMPANY  
PETITION FOR MODIFICATION OF D.15-07-001 AND D.17-07-006

**Typical Monthly Residential Energy Charges at DR w/ HUC and DR w/o HUC**  
**Coastal Customers**  
**CARE, July, Basic**

Line No.	Energy kWh	Number of Customers	% of Customers	% of Customers Cumulative	Avg kWh for the Range	DR w/ HUC (\$)	DR w/o HUC (\$)	CHANGE (\$)	CHANGE (%)	Line No.
1	< 25 kWh	2	0.08%	0.08%	15	\$5.09	\$5.09	\$0.00	0.00%	1
2	25 to 50 kWh	0	0.00%	0.08%	0	\$0.00	\$0.00	\$0.00	0.00%	2
3	50 to 75 kWh	1	0.04%	0.13%	65	\$10.84	\$10.92	\$0.08	0.74%	3
4	75 to 100 kWh	1	0.04%	0.17%	77	\$12.84	\$12.94	\$0.10	0.78%	4
5	100 to 125 kWh	3	0.13%	0.29%	122	\$20.46	\$20.62	\$0.16	0.82%	5
6	125 to 150 kWh	3	0.13%	0.42%	141	\$23.62	\$23.81	\$0.19	0.80%	6
7	150 to 200 kWh	4	0.17%	0.59%	169	\$28.31	\$28.53	\$0.22	0.80%	7
8	200 to 250 kWh	10	0.42%	1.01%	223	\$37.22	\$37.52	\$0.30	0.81%	8
9	250 to 300 kWh	9	0.38%	1.39%	275	\$45.85	\$46.23	\$0.38	0.81%	9
10	300 to 350 kWh	10	0.42%	1.81%	325	\$54.22	\$54.66	\$0.44	0.81%	10
11	350 to 400 kWh	12	0.51%	2.31%	375	\$67.80	\$68.35	\$0.55	0.81%	11
12	400 to 450 kWh	18	0.76%	3.07%	421	\$77.92	\$78.55	\$0.63	0.81%	12
13	450 to 500 kWh	26	1.09%	4.17%	480	\$95.49	\$96.26	\$0.77	0.80%	13
14	500 to 550 kWh	32	1.35%	5.51%	523	\$108.27	\$109.13	\$0.86	0.80%	14
15	550 to 600 kWh	23	0.97%	6.48%	578	\$124.41	\$125.40	\$0.99	0.80%	15
16	600 to 650 kWh	38	1.60%	8.08%	623	\$137.95	\$139.05	\$1.10	0.80%	16
17	650 to 700 kWh	36	1.52%	9.60%	678	\$156.97	\$158.22	\$1.25	0.80%	17
18	700 to 800 kWh	116	4.88%	14.48%	754	\$177.54	\$178.96	\$1.42	0.80%	18
19	800 to 900 kWh	167	7.03%	21.51%	852	\$206.68	\$208.32	\$1.64	0.80%	19
20	900 to 1000 kWh	273	11.49%	33.00%	955	\$237.09	\$238.97	\$1.88	0.80%	20
21	1000 to 1500 kWh	1314	55.30%	88.30%	1192	\$313.93	\$311.68	(\$2.25)	-0.72%	21
22	1500 to 2000 kWh	226	9.51%	97.81%	1689	\$501.92	\$475.82	(\$26.10)	-5.20%	22
23	2000 to 3000 kWh	44	1.85%	99.66%	2316	\$779.33	\$718.34	(\$60.99)	-7.83%	23
24	> 3000 kWh	8	0.34%	100.00%	3879	\$1,406.46	\$1,261.46	(\$145.00)	-10.31%	24
25	TOTAL	2376	100.00%	100.00%	1130	\$300.86	\$295.99	(\$4.87)	-1.62%	25

Note: DR w/ HUC reflects SDG&E's residential tiered rate schedule (Schedule DR) effective November 1, 2018 (AL 3290-E). DR w/o HUC is SDG&E's proposal to eliminate the HUC Charge.

APPENDIX C – ATTACHMENT E  
ILLUSTRATIVE HUC CUSTOMERS BY MONTH  
SAN DIEGO GAS AND ELECTRIC COMPANY  
PETITION FOR MODIFICATION OF D.15-07-001 AND D.17-07-006

**Typical Monthly Residential Energy Charges at DR w/ HUC and DR w/o HUC  
Coastal Customers  
CARE, July, All Electric**

Line										Line
No.	Energy kWh	Number of Customers	% of Customers	% of Customers Cumulative	Avg kWh for the Range	DR w/ HUC (\$)	DR w/o HUC (\$)	CHANGE (\$)	CHANGE (%)	No.
1	< 25 kWh	1	0.18%	0.18%	8	\$10.20	\$10.20	\$0.00	0.00%	1
2	25 to 50 kWh	1	0.18%	0.36%	46	\$7.67	\$7.73	\$0.06	0.78%	2
3	50 to 75 kWh	1	0.18%	0.54%	64	\$10.68	\$10.76	\$0.08	0.75%	3
4	75 to 100 kWh	2	0.36%	0.91%	87	\$14.59	\$14.71	\$0.12	0.82%	4
5	100 to 125 kWh	3	0.54%	1.45%	108	\$18.12	\$18.26	\$0.14	0.81%	5
6	125 to 150 kWh	2	0.36%	1.81%	142	\$23.68	\$23.87	\$0.19	0.80%	6
7	150 to 200 kWh	3	0.54%	2.35%	155	\$25.95	\$26.16	\$0.21	0.80%	7
8	200 to 250 kWh	8	1.45%	3.80%	214	\$35.79	\$36.08	\$0.29	0.81%	8
9	250 to 300 kWh	4	0.73%	4.53%	264	\$44.10	\$44.46	\$0.36	0.82%	9
10	300 to 350 kWh	4	0.73%	5.25%	327	\$55.11	\$55.56	\$0.45	0.81%	10
11	350 to 400 kWh	7	1.27%	6.52%	380	\$69.44	\$70.00	\$0.56	0.81%	11
12	400 to 450 kWh	6	1.09%	7.61%	428	\$83.77	\$84.44	\$0.67	0.81%	12
13	450 to 500 kWh	11	1.99%	9.60%	477	\$98.39	\$99.18	\$0.79	0.80%	13
14	500 to 550 kWh	13	2.36%	11.96%	527	\$113.16	\$114.07	\$0.91	0.80%	14
15	550 to 600 kWh	12	2.17%	14.13%	574	\$127.26	\$128.28	\$1.02	0.80%	15
16	600 to 650 kWh	19	3.44%	17.57%	626	\$142.45	\$143.59	\$1.14	0.80%	16
17	650 to 700 kWh	19	3.44%	21.01%	676	\$157.57	\$158.83	\$1.26	0.80%	17
18	700 to 800 kWh	45	8.15%	29.17%	745	\$177.98	\$179.40	\$1.42	0.80%	18
19	800 to 900 kWh	61	11.05%	40.22%	854	\$212.21	\$213.90	\$1.69	0.80%	19
20	900 to 1000 kWh	90	16.30%	56.52%	953	\$239.65	\$241.56	\$1.91	0.80%	20
21	1000 to 1500 kWh	226	40.94%	97.46%	1129	\$299.83	\$296.93	(\$2.90)	-0.97%	21
22	1500 to 2000 kWh	11	1.99%	99.46%	1640	\$497.72	\$469.50	(\$28.22)	-5.67%	22
23	2000 to 3000 kWh	1	0.18%	99.64%	2179	\$661.47	\$608.59	(\$52.88)	-7.99%	23
24	> 3000 kWh	2	0.36%	100.00%	3954	\$1,277.73	\$1,140.08	(\$137.65)	-10.77%	24
25	TOTAL	552	100.00%	100.00%	922	\$236.72	\$235.15	(\$1.57)	-0.66%	25

Note: DR w/ HUC reflects SDG&E’s residential tiered rate schedule (Schedule DR) effective November 1, 2018 (AL 3290-E). DR w/o HUC is SDG&E’s proposal to eliminate the HUC Charge.

Declaration of Cynthia Fang  
November 30, 2018

APPENDIX C – ATTACHMENT E  
ILLUSTRATIVE HUC CUSTOMERS BY MONTH  
SAN DIEGO GAS AND ELECTRIC COMPANY  
PETITION FOR MODIFICATION OF D.15-07-001 AND D.17-07-006

**Typical Monthly Residential Energy Charges at DR w/ HUC and DR w/o HUC  
Coastal Customers  
CARE, August, Basic**

Line										Line
No.	Energy kWh	Number of Customers	% of Customers	% of Customers Cumulative	Avg kWh for the Range	DR w/ HUC (\$)	DR w/o HUC (\$)	CHANGE (\$)	CHANGE (%)	No.
1	< 25 kWh	1	0.04%	0.04%	6	\$5.08	\$5.08	\$0.00	0.00%	1
2	25 to 50 kWh	0	0.00%	0.04%	0	\$0.00	\$0.00	\$0.00	0.00%	2
3	50 to 75 kWh	0	0.00%	0.04%	0	\$0.00	\$0.00	\$0.00	0.00%	3
4	75 to 100 kWh	1	0.04%	0.08%	96	\$16.00	\$16.13	\$0.13	0.81%	4
5	100 to 125 kWh	2	0.08%	0.17%	106	\$17.68	\$17.82	\$0.14	0.79%	5
6	125 to 150 kWh	3	0.13%	0.29%	140	\$23.45	\$23.64	\$0.19	0.81%	6
7	150 to 200 kWh	3	0.13%	0.42%	186	\$31.02	\$31.27	\$0.25	0.81%	7
8	200 to 250 kWh	5	0.21%	0.63%	216	\$36.01	\$36.31	\$0.30	0.81%	8
9	250 to 300 kWh	4	0.17%	0.80%	286	\$47.81	\$48.20	\$0.39	0.81%	9
10	300 to 350 kWh	13	0.55%	1.35%	328	\$54.72	\$55.16	\$0.44	0.81%	10
11	350 to 400 kWh	12	0.51%	1.85%	377	\$65.13	\$65.66	\$0.53	0.81%	11
12	400 to 450 kWh	11	0.46%	2.31%	422	\$78.08	\$78.71	\$0.63	0.81%	12
13	450 to 500 kWh	14	0.59%	2.90%	483	\$96.24	\$97.01	\$0.77	0.81%	13
14	500 to 550 kWh	17	0.72%	3.62%	519	\$107.13	\$107.99	\$0.86	0.80%	14
15	550 to 600 kWh	14	0.59%	4.21%	570	\$122.15	\$123.12	\$0.97	0.80%	15
16	600 to 650 kWh	17	0.72%	4.92%	629	\$139.69	\$140.81	\$1.12	0.80%	16
17	650 to 700 kWh	34	1.43%	6.35%	676	\$156.53	\$157.78	\$1.25	0.80%	17
18	700 to 800 kWh	60	2.53%	8.88%	756	\$177.37	\$178.79	\$1.42	0.80%	18
19	800 to 900 kWh	61	2.57%	11.44%	856	\$207.22	\$208.87	\$1.65	0.80%	19
20	900 to 1000 kWh	102	4.29%	15.74%	955	\$238.03	\$239.92	\$1.89	0.80%	20
21	1000 to 1500 kWh	1601	67.38%	83.12%	1226	\$324.89	\$321.54	(\$3.35)	-1.03%	21
22	1500 to 2000 kWh	315	13.26%	96.38%	1687	\$496.51	\$470.71	(\$25.80)	-5.20%	22
23	2000 to 3000 kWh	76	3.20%	99.58%	2253	\$721.34	\$666.25	(\$55.09)	-7.64%	23
24	> 3000 kWh	10	0.42%	100.00%	4074	\$1,591.37	\$1,425.36	(\$166.01)	-10.43%	24
25	TOTAL	2376	100.00%	100.00%	1253	\$341.06	\$333.14	(\$7.92)	-2.32%	25

Note: DR w/ HUC reflects SDG&E's residential tiered rate schedule (Schedule DR) effective November 1, 2018 (AL 3290-E). DR w/o HUC is SDG&E's proposal to eliminate the HUC Charge.

Declaration of Cynthia Fang  
November 30, 2018



APPENDIX C – ATTACHMENT E  
ILLUSTRATIVE HUC CUSTOMERS BY MONTH  
SAN DIEGO GAS AND ELECTRIC COMPANY  
PETITION FOR MODIFICATION OF D.15-07-001 AND D.17-07-006

**Typical Monthly Residential Energy Charges at DR w/ HUC and DR w/o HUC  
Coastal Customers  
CARE, August, All Electric**

Line										Line
No.	Energy kWh	Number of Customers	% of Customers	% of Customers Cumulative	Avg kWh for the Range	DR w/ HUC (\$)	DR w/o HUC (\$)	CHANGE (\$)	CHANGE (%)	No.
1	< 25 kWh	1	0.18%	0.18%	9	\$10.20	\$10.20	\$0.00	0.00%	1
2	25 to 50 kWh	0	0.00%	0.18%	0	\$0.00	\$0.00	\$0.00	0.00%	2
3	50 to 75 kWh	0	0.00%	0.18%	0	\$0.00	\$0.00	\$0.00	0.00%	3
4	75 to 100 kWh	2	0.36%	0.54%	99	\$16.52	\$16.65	\$0.13	0.82%	4
5	100 to 125 kWh	2	0.36%	0.91%	112	\$18.75	\$18.91	\$0.16	0.83%	5
6	125 to 150 kWh	3	0.54%	1.45%	145	\$24.29	\$24.48	\$0.19	0.80%	6
7	150 to 200 kWh	0	0.00%	1.45%	0	\$0.00	\$0.00	\$0.00	0.00%	7
8	200 to 250 kWh	2	0.36%	1.81%	236	\$39.35	\$39.67	\$0.32	0.80%	8
9	250 to 300 kWh	5	0.91%	2.72%	275	\$45.99	\$46.36	\$0.37	0.80%	9
10	300 to 350 kWh	8	1.45%	4.17%	328	\$55.15	\$55.59	\$0.44	0.81%	10
11	350 to 400 kWh	5	0.91%	5.07%	370	\$66.56	\$67.10	\$0.54	0.81%	11
12	400 to 450 kWh	1	0.18%	5.25%	421	\$81.53	\$82.19	\$0.66	0.81%	12
13	450 to 500 kWh	11	1.99%	7.25%	477	\$98.26	\$99.04	\$0.78	0.80%	13
14	500 to 550 kWh	9	1.63%	8.88%	527	\$113.23	\$114.13	\$0.90	0.80%	14
15	550 to 600 kWh	7	1.27%	10.14%	580	\$129.03	\$130.06	\$1.03	0.80%	15
16	600 to 650 kWh	9	1.63%	11.77%	629	\$143.56	\$144.71	\$1.15	0.80%	16
17	650 to 700 kWh	11	1.99%	13.77%	676	\$157.35	\$158.60	\$1.25	0.80%	17
18	700 to 800 kWh	25	4.53%	18.30%	742	\$177.03	\$178.44	\$1.41	0.80%	18
19	800 to 900 kWh	16	2.90%	21.19%	847	\$208.17	\$209.83	\$1.66	0.80%	19
20	900 to 1000 kWh	27	4.89%	26.09%	958	\$241.36	\$243.28	\$1.92	0.80%	20
21	1000 to 1500 kWh	376	68.12%	94.20%	1134	\$300.77	\$297.72	(\$3.05)	-1.01%	21
22	1500 to 2000 kWh	26	4.71%	98.91%	1670	\$496.15	\$466.92	(\$29.23)	-5.89%	22
23	2000 to 3000 kWh	3	0.54%	99.45%	2341	\$717.72	\$657.10	(\$60.62)	-8.45%	23
24	> 3000 kWh	3	0.54%	100.00%	4118	\$1,334.66	\$1,189.18	(\$145.48)	-10.90%	24
25	TOTAL	552	100.00%	100.00%	1054	\$278.55	\$274.29	(\$4.26)	-1.53%	25

Note: DR w/ HUC reflects SDG&E's residential tiered rate schedule (Schedule DR) effective November 1, 2018 (AL 3290-E). DR w/o HUC is SDG&E's proposal to eliminate the HUC Charge.

Declaration of Cynthia Fang  
November 30, 2018

APPENDIX C – ATTACHMENT E  
ILLUSTRATIVE HUC CUSTOMERS BY MONTH  
SAN DIEGO GAS AND ELECTRIC COMPANY  
PETITION FOR MODIFICATION OF D.15-07-001 AND D.17-07-006

**Typical Monthly Residential Energy Charges at DR w/ HUC and DR w/o HUC  
Coastal Customers  
CARE, September, Basic**

Line										Line
No.	Energy kWh	Number of Customers	% of Customers	% of Customers Cumulative	Avg kWh for the Range	DR w/ HUC (\$)	DR w/o HUC (\$)	CHANGE (\$)	CHANGE (%)	No.
1	< 25 kWh	4	0.17%	0.17%	14	\$4.93	\$4.93	\$0.00	0.00%	1
2	25 to 50 kWh	7	0.30%	0.46%	38	\$6.58	\$6.62	\$0.04	0.61%	2
3	50 to 75 kWh	4	0.17%	0.63%	67	\$11.26	\$11.35	\$0.09	0.80%	3
4	75 to 100 kWh	8	0.34%	0.97%	84	\$14.05	\$14.16	\$0.11	0.80%	4
5	100 to 125 kWh	6	0.25%	1.22%	108	\$18.06	\$18.21	\$0.15	0.81%	5
6	125 to 150 kWh	4	0.17%	1.39%	134	\$22.38	\$22.57	\$0.19	0.83%	6
7	150 to 200 kWh	24	1.01%	2.40%	178	\$29.78	\$30.02	\$0.24	0.81%	7
8	200 to 250 kWh	22	0.93%	3.33%	223	\$37.33	\$37.63	\$0.30	0.81%	8
9	250 to 300 kWh	27	1.14%	4.46%	278	\$46.52	\$46.89	\$0.37	0.80%	9
10	300 to 350 kWh	39	1.64%	6.10%	328	\$54.76	\$55.20	\$0.44	0.80%	10
11	350 to 400 kWh	46	1.94%	8.04%	372	\$65.03	\$65.55	\$0.52	0.79%	11
12	400 to 450 kWh	66	2.78%	10.82%	425	\$80.66	\$81.30	\$0.64	0.79%	12
13	450 to 500 kWh	82	3.45%	14.27%	476	\$95.88	\$96.64	\$0.76	0.79%	13
14	500 to 550 kWh	98	4.13%	18.39%	528	\$112.05	\$112.93	\$0.88	0.79%	14
15	550 to 600 kWh	105	4.42%	22.81%	574	\$124.95	\$125.94	\$0.99	0.79%	15
16	600 to 650 kWh	129	5.43%	28.24%	626	\$140.45	\$141.57	\$1.12	0.79%	16
17	650 to 700 kWh	164	6.90%	35.14%	674	\$156.39	\$157.63	\$1.24	0.79%	17
18	700 to 800 kWh	345	14.52%	49.66%	753	\$179.07	\$180.49	\$1.42	0.79%	18
19	800 to 900 kWh	356	14.98%	64.65%	849	\$207.77	\$209.42	\$1.65	0.79%	19
20	900 to 1000 kWh	275	11.57%	76.22%	947	\$237.89	\$239.77	\$1.88	0.79%	20
21	1000 to 1500 kWh	471	19.82%	96.04%	1176	\$317.75	\$314.56	(\$3.19)	-1.01%	21
22	1500 to 2000 kWh	69	2.90%	98.95%	1684	\$518.43	\$490.02	(\$28.41)	-5.48%	22
23	2000 to 3000 kWh	19	0.80%	99.75%	2413	\$786.85	\$721.39	(\$65.46)	-8.32%	23
24	> 3000 kWh	6	0.25%	100.00%	4243	\$1,493.17	\$1,332.50	(\$160.67)	-10.76%	24
25	TOTAL	2376	100.00%	100.00%	835	\$210.39	\$208.98	(\$1.41)	-0.67%	25

Note: DR w/ HUC reflects SDG&E's residential tiered rate schedule (Schedule DR) effective November 1, 2018 (AL 3290-E). DR w/o HUC is SDG&E's proposal to eliminate the HUC Charge.

Declaration of Cynthia Fang  
November 30, 2018

APPENDIX C – ATTACHMENT E  
ILLUSTRATIVE HUC CUSTOMERS BY MONTH  
SAN DIEGO GAS AND ELECTRIC COMPANY  
PETITION FOR MODIFICATION OF D.15-07-001 AND D.17-07-006

**Typical Monthly Residential Energy Charges at DR w/ HUC and DR w/o HUC  
Coastal Customers  
CARE, September, All Electric**

Line										Line
No.	Energy kWh	Number of Customers	% of Customers	% of Customers Cumulative	Avg kWh for the Range	DR w/ HUC (\$)	DR w/o HUC (\$)	CHANGE (\$)	CHANGE (%)	No.
1	< 25 kWh	1	0.18%	0.18%	21	\$4.94	\$4.94	\$0.00	0.00%	1
2	25 to 50 kWh	1	0.18%	0.36%	46	\$7.67	\$7.73	\$0.06	0.78%	2
3	50 to 75 kWh	2	0.36%	0.72%	71	\$11.92	\$12.02	\$0.10	0.84%	3
4	75 to 100 kWh	2	0.36%	1.09%	90	\$15.01	\$15.13	\$0.12	0.77%	4
5	100 to 125 kWh	3	0.54%	1.63%	116	\$19.46	\$19.61	\$0.15	0.81%	5
6	125 to 150 kWh	3	0.54%	2.17%	147	\$24.51	\$24.71	\$0.20	0.82%	6
7	150 to 200 kWh	10	1.81%	3.98%	174	\$29.09	\$29.33	\$0.24	0.81%	7
8	200 to 250 kWh	16	2.90%	6.88%	232	\$38.69	\$39.01	\$0.32	0.81%	8
9	250 to 300 kWh	17	3.08%	9.96%	268	\$44.72	\$45.08	\$0.36	0.81%	9
10	300 to 350 kWh	18	3.26%	13.22%	326	\$57.64	\$58.11	\$0.47	0.81%	10
11	350 to 400 kWh	23	4.17%	17.39%	373	\$68.58	\$69.13	\$0.55	0.80%	11
12	400 to 450 kWh	19	3.44%	20.83%	423	\$83.67	\$84.34	\$0.67	0.80%	12
13	450 to 500 kWh	25	4.53%	25.36%	474	\$101.20	\$102.00	\$0.80	0.80%	13
14	500 to 550 kWh	28	5.07%	30.43%	526	\$114.12	\$115.02	\$0.90	0.80%	14
15	550 to 600 kWh	24	4.35%	34.78%	574	\$128.50	\$129.52	\$1.02	0.79%	15
16	600 to 650 kWh	33	5.98%	40.76%	627	\$144.15	\$145.29	\$1.14	0.80%	16
17	650 to 700 kWh	29	5.25%	46.01%	675	\$158.50	\$159.76	\$1.26	0.80%	17
18	700 to 800 kWh	74	13.41%	59.42%	750	\$180.68	\$182.11	\$1.43	0.79%	18
19	800 to 900 kWh	63	11.41%	70.83%	847	\$209.64	\$211.30	\$1.66	0.79%	19
20	900 to 1000 kWh	49	8.88%	79.71%	954	\$241.22	\$243.13	\$1.91	0.79%	20
21	1000 to 1500 kWh	101	18.30%	98.01%	1138	\$308.94	\$304.00	(\$4.94)	-1.60%	21
22	1500 to 2000 kWh	8	1.45%	99.46%	1673	\$523.65	\$491.40	(\$32.25)	-6.16%	22
23	2000 to 3000 kWh	2	0.36%	99.82%	2382	\$734.86	\$670.68	(\$64.18)	-8.73%	23
24	> 3000 kWh	1	0.18%	100.00%	4199	\$1,365.69	\$1,214.74	(\$150.95)	-11.05%	24
25	TOTAL	552	100.00%	100.00%	738	\$182.72	\$181.74	(\$0.98)	-0.53%	25

Note: DR w/ HUC reflects SDG&E’s residential tiered rate schedule (Schedule DR) effective November 1, 2018 (AL 3290-E). DR w/o HUC is SDG&E’s proposal to eliminate the HUC Charge.

Declaration of Cynthia Fang  
November 30, 2018

APPENDIX C – ATTACHMENT E  
ILLUSTRATIVE HUC CUSTOMERS BY MONTH  
SAN DIEGO GAS AND ELECTRIC COMPANY  
PETITION FOR MODIFICATION OF D.15-07-001 AND D.17-07-006

**Typical Monthly Residential Energy Charges at DR w/ HUC and DR w/o HUC  
Coastal Customers  
CARE, October, Basic**

Line No.	Energy kWh	Number of Customers	% of Customers	% of Customers Cumulative	Avg kWh for the Range	DR w/ HUC (\$)	DR w/o HUC (\$)	CHANGE (\$)	CHANGE (%)	Line No.
1	< 25 kWh	1	0.04%	0.04%	0	\$5.08	\$5.08	\$0.00	0.00%	1
2	25 to 50 kWh	1	0.04%	0.08%	43	\$7.17	\$7.22	\$0.05	0.70%	2
3	50 to 75 kWh	12	0.51%	0.59%	65	\$10.88	\$10.97	\$0.09	0.80%	3
4	75 to 100 kWh	6	0.25%	0.84%	89	\$14.95	\$15.07	\$0.12	0.79%	4
5	100 to 125 kWh	7	0.30%	1.14%	114	\$19.06	\$19.21	\$0.15	0.80%	5
6	125 to 150 kWh	7	0.30%	1.43%	132	\$22.04	\$22.21	\$0.17	0.80%	6
7	150 to 200 kWh	19	0.80%	2.23%	182	\$30.37	\$30.62	\$0.25	0.81%	7
8	200 to 250 kWh	28	1.18%	3.41%	223	\$37.26	\$37.56	\$0.30	0.80%	8
9	250 to 300 kWh	33	1.39%	4.80%	277	\$46.33	\$46.70	\$0.37	0.81%	9
10	300 to 350 kWh	57	2.40%	7.20%	326	\$54.50	\$54.95	\$0.45	0.81%	10
11	350 to 400 kWh	74	3.11%	10.31%	375	\$64.42	\$64.94	\$0.52	0.81%	11
12	400 to 450 kWh	105	4.42%	14.73%	427	\$79.62	\$80.26	\$0.64	0.80%	12
13	450 to 500 kWh	106	4.46%	19.19%	478	\$94.70	\$95.46	\$0.76	0.80%	13
14	500 to 550 kWh	137	5.77%	24.96%	526	\$108.96	\$109.83	\$0.87	0.80%	14
15	550 to 600 kWh	181	7.62%	32.58%	577	\$125.46	\$126.46	\$1.00	0.80%	15
16	600 to 650 kWh	180	7.58%	40.15%	625	\$139.38	\$140.49	\$1.11	0.80%	16
17	650 to 700 kWh	185	7.79%	47.94%	676	\$154.54	\$155.77	\$1.23	0.80%	17
18	700 to 800 kWh	348	14.65%	62.58%	749	\$176.01	\$177.41	\$1.40	0.80%	18
19	800 to 900 kWh	297	12.50%	75.08%	846	\$205.74	\$207.37	\$1.63	0.80%	19
20	900 to 1000 kWh	197	8.29%	83.38%	945	\$237.74	\$239.63	\$1.89	0.80%	20
21	1000 to 1500 kWh	338	14.23%	97.60%	1163	\$311.81	\$310.30	(\$1.51)	-0.48%	21
22	1500 to 2000 kWh	33	1.39%	98.99%	1652	\$502.28	\$477.61	(\$24.67)	-4.91%	22
23	2000 to 3000 kWh	18	0.76%	99.75%	2310	\$772.64	\$712.18	(\$60.46)	-7.83%	23
24	> 3000 kWh	6	0.25%	100.00%	4555	\$1,604.27	\$1,429.83	(\$174.44)	-10.87%	24
25	TOTAL	2376	100.00%	100.00%	754	\$183.48	\$183.00	(\$0.48)	-0.26%	25

Note: DR w/ HUC reflects SDG&E's residential tiered rate schedule (Schedule DR) effective November 1, 2018 (AL 3290-E). DR w/o HUC is SDG&E's proposal to eliminate the HUC Charge.

Declaration of Cynthia Fang  
November 30, 2018

APPENDIX C – ATTACHMENT E  
ILLUSTRATIVE HUC CUSTOMERS BY MONTH  
SAN DIEGO GAS AND ELECTRIC COMPANY  
PETITION FOR MODIFICATION OF D.15-07-001 AND D.17-07-006

**Typical Monthly Residential Energy Charges at DR w/ HUC and DR w/o HUC  
Coastal Customers  
CARE, October, All Electric**

Line										Line
No.	Energy kWh	Number of Customers	% of Customers	% of Customers Cumulative	Avg kWh for the Range	DR w/ HUC (\$)	DR w/o HUC (\$)	CHANGE (\$)	CHANGE (%)	No.
1	< 25 kWh	1	0.18%	0.18%	12	\$5.09	\$5.09	\$0.00	0.00%	1
2	25 to 50 kWh	1	0.18%	0.36%	39	\$6.50	\$6.56	\$0.06	0.92%	2
3	50 to 75 kWh	7	1.27%	1.63%	61	\$10.29	\$10.37	\$0.08	0.82%	3
4	75 to 100 kWh	2	0.36%	1.99%	80	\$13.34	\$13.44	\$0.10	0.79%	4
5	100 to 125 kWh	4	0.73%	2.72%	116	\$19.34	\$19.50	\$0.16	0.81%	5
6	125 to 150 kWh	4	0.73%	3.44%	136	\$22.80	\$22.99	\$0.19	0.82%	6
7	150 to 200 kWh	12	2.17%	5.62%	180	\$30.07	\$30.31	\$0.24	0.80%	7
8	200 to 250 kWh	19	3.44%	9.06%	225	\$37.64	\$37.94	\$0.30	0.81%	8
9	250 to 300 kWh	16	2.90%	11.96%	273	\$47.20	\$47.58	\$0.38	0.81%	9
10	300 to 350 kWh	19	3.44%	15.40%	322	\$54.13	\$54.57	\$0.44	0.81%	10
11	350 to 400 kWh	29	5.25%	20.65%	374	\$67.79	\$68.34	\$0.55	0.81%	11
12	400 to 450 kWh	25	4.53%	25.18%	428	\$83.90	\$84.58	\$0.68	0.80%	12
13	450 to 500 kWh	34	6.16%	31.34%	474	\$99.13	\$99.93	\$0.80	0.80%	13
14	500 to 550 kWh	28	5.07%	36.41%	525	\$112.56	\$113.46	\$0.90	0.80%	14
15	550 to 600 kWh	46	8.33%	44.75%	576	\$127.84	\$128.86	\$1.02	0.80%	15
16	600 to 650 kWh	39	7.07%	51.81%	629	\$143.59	\$144.73	\$1.14	0.80%	16
17	650 to 700 kWh	29	5.25%	57.07%	678	\$157.97	\$159.23	\$1.26	0.80%	17
18	700 to 800 kWh	66	11.96%	69.02%	748	\$178.93	\$180.35	\$1.42	0.80%	18
19	800 to 900 kWh	54	9.78%	78.81%	850	\$208.98	\$210.65	\$1.67	0.80%	19
20	900 to 1000 kWh	39	7.07%	85.87%	948	\$241.83	\$243.75	\$1.92	0.80%	20
21	1000 to 1500 kWh	69	12.50%	98.37%	1142	\$307.22	\$303.62	(\$3.60)	-1.17%	21
22	1500 to 2000 kWh	8	1.45%	99.82%	1654	\$510.92	\$481.67	(\$29.25)	-5.72%	22
23	2000 to 3000 kWh	0	0.00%	99.82%	0	\$0.00	\$0.00	\$0.00	0.00%	23
24	> 3000 kWh	1	0.18%	100.00%	3408	\$1,088.17	\$976.60	(\$111.57)	-10.25%	24
25	TOTAL	552	100.00%	100.00%	669	\$160.66	\$160.49	(\$0.17)	-0.11%	25

Note: DR w/ HUC reflects SDG&E’s residential tiered rate schedule (Schedule DR) effective November 1, 2018 (AL 3290-E). DR w/o HUC is SDG&E’s proposal to eliminate the HUC Charge.

Declaration of Cynthia Fang  
November 30, 2018

APPENDIX C – ATTACHMENT E  
ILLUSTRATIVE HUC CUSTOMERS BY MONTH  
SAN DIEGO GAS AND ELECTRIC COMPANY  
PETITION FOR MODIFICATION OF D.15-07-001 AND D.17-07-006

**Typical Monthly Residential Energy Charges at DR w/ HUC and DR w/o HUC  
Coastal Customers  
CARE, November, Basic**

Line										Line
No.	Energy kWh	Number of Customers	% of Customers	% of Customers Cumulative	Avg kWh for the Range	DR w/ HUC (\$)	DR w/o HUC (\$)	CHANGE (\$)	CHANGE (%)	No.
1	< 25 kWh	3	0.13%	0.13%	17	\$4.93	\$4.93	\$0.00	0.00%	1
2	25 to 50 kWh	6	0.25%	0.38%	40	\$5.83	\$5.88	\$0.05	0.80%	2
3	50 to 75 kWh	10	0.42%	0.80%	64	\$9.05	\$9.14	\$0.09	0.95%	3
4	75 to 100 kWh	15	0.63%	1.43%	91	\$12.80	\$12.92	\$0.12	0.95%	4
5	100 to 125 kWh	12	0.51%	1.94%	110	\$15.53	\$15.68	\$0.15	0.97%	5
6	125 to 150 kWh	14	0.59%	2.53%	140	\$19.74	\$19.93	\$0.19	0.96%	6
7	150 to 200 kWh	35	1.47%	4.00%	175	\$24.73	\$24.96	\$0.23	0.95%	7
8	200 to 250 kWh	40	1.68%	5.68%	225	\$31.68	\$31.98	\$0.30	0.96%	8
9	250 to 300 kWh	81	3.41%	9.09%	273	\$38.49	\$38.87	\$0.38	0.96%	9
10	300 to 350 kWh	131	5.51%	14.60%	325	\$45.78	\$46.22	\$0.44	0.96%	10
11	350 to 400 kWh	162	6.82%	21.42%	377	\$55.36	\$55.89	\$0.53	0.96%	11
12	400 to 450 kWh	198	8.33%	29.76%	426	\$67.84	\$68.49	\$0.65	0.96%	12
13	450 to 500 kWh	210	8.84%	38.59%	474	\$79.66	\$80.42	\$0.76	0.96%	13
14	500 to 550 kWh	188	7.91%	46.51%	525	\$92.61	\$93.49	\$0.88	0.96%	14
15	550 to 600 kWh	203	8.54%	55.05%	573	\$106.16	\$107.17	\$1.01	0.95%	15
16	600 to 650 kWh	173	7.28%	62.33%	624	\$118.40	\$119.53	\$1.13	0.95%	16
17	650 to 700 kWh	166	6.99%	69.32%	674	\$130.53	\$131.77	\$1.24	0.95%	17
18	700 to 800 kWh	259	10.90%	80.22%	745	\$148.88	\$150.30	\$1.42	0.95%	18
19	800 to 900 kWh	185	7.79%	88.00%	847	\$173.49	\$175.13	\$1.64	0.95%	19
20	900 to 1000 kWh	122	5.14%	93.14%	952	\$209.35	\$211.33	\$1.98	0.95%	20
21	1000 to 1500 kWh	137	5.77%	98.91%	1141	\$258.81	\$258.35	(\$0.46)	-0.18%	21
22	1500 to 2000 kWh	17	0.72%	99.62%	1633	\$420.54	\$400.32	(\$20.22)	-4.81%	22
23	2000 to 3000 kWh	5	0.21%	99.83%	2441	\$779.06	\$716.47	(\$62.59)	-8.04%	23
24	> 3000 kWh	4	0.17%	100.00%	4662	\$1,404.91	\$1,253.58	(\$151.33)	-10.77%	24
25	TOTAL	2376	100.00%	100.00%	609	\$118.10	\$118.46	\$0.36	0.30%	25

Note: DR w/ HUC reflects SDG&E’s residential tiered rate schedule (Schedule DR) effective November 1, 2018 (AL 3290-E). DR w/o HUC is SDG&E’s proposal to eliminate the HUC Charge.

Declaration of Cynthia Fang  
November 30, 2018

APPENDIX C – ATTACHMENT E  
ILLUSTRATIVE HUC CUSTOMERS BY MONTH  
SAN DIEGO GAS AND ELECTRIC COMPANY  
PETITION FOR MODIFICATION OF D.15-07-001 AND D.17-07-006

**Typical Monthly Residential Energy Charges at DR w/ HUC and DR w/o HUC  
Coastal Customers  
CARE, November, All Electric**

Line										Line
No.	Energy kWh	Number of Customers	% of Customers	% of Customers Cumulative	Avg kWh for the Range	DR w/ HUC (\$)	DR w/o HUC (\$)	CHANGE (\$)	CHANGE (%)	No.
1	< 25 kWh	1	0.18%	0.18%	12	\$4.93	\$4.93	\$0.00	0.00%	1
2	25 to 50 kWh	4	0.73%	0.91%	38	\$5.41	\$5.46	\$0.05	0.88%	2
3	50 to 75 kWh	4	0.73%	1.63%	64	\$8.99	\$9.08	\$0.09	0.95%	3
4	75 to 100 kWh	1	0.18%	1.81%	92	\$12.93	\$13.06	\$0.13	1.01%	4
5	100 to 125 kWh	5	0.91%	2.72%	116	\$16.32	\$16.48	\$0.16	0.98%	5
6	125 to 150 kWh	9	1.63%	4.35%	137	\$19.31	\$19.50	\$0.19	0.96%	6
7	150 to 200 kWh	21	3.80%	8.15%	175	\$24.67	\$24.91	\$0.24	0.95%	7
8	200 to 250 kWh	29	5.25%	13.41%	224	\$31.55	\$31.85	\$0.30	0.95%	8
9	250 to 300 kWh	41	7.43%	20.83%	275	\$39.89	\$40.28	\$0.39	0.96%	9
10	300 to 350 kWh	39	7.07%	27.90%	325	\$45.75	\$46.19	\$0.44	0.96%	10
11	350 to 400 kWh	35	6.34%	34.24%	375	\$52.76	\$53.26	\$0.50	0.96%	11
12	400 to 450 kWh	42	7.61%	41.85%	429	\$61.33	\$61.92	\$0.59	0.96%	12
13	450 to 500 kWh	47	8.51%	50.36%	476	\$67.82	\$68.47	\$0.65	0.96%	13
14	500 to 550 kWh	35	6.34%	56.70%	526	\$74.55	\$75.27	\$0.72	0.97%	14
15	550 to 600 kWh	39	7.07%	63.77%	575	\$86.34	\$87.16	\$0.82	0.96%	15
16	600 to 650 kWh	41	7.43%	71.20%	623	\$98.37	\$99.31	\$0.94	0.96%	16
17	650 to 700 kWh	30	5.44%	76.63%	671	\$110.35	\$111.41	\$1.06	0.95%	17
18	700 to 800 kWh	41	7.43%	84.06%	746	\$129.27	\$130.50	\$1.23	0.95%	18
19	800 to 900 kWh	29	5.25%	89.31%	859	\$157.63	\$159.13	\$1.50	0.95%	19
20	900 to 1000 kWh	18	3.26%	92.58%	950	\$180.27	\$181.99	\$1.72	0.95%	20
21	1000 to 1500 kWh	36	6.52%	99.10%	1138	\$236.63	\$238.87	\$2.24	0.95%	21
22	1500 to 2000 kWh	4	0.73%	99.82%	1627	\$352.36	\$353.55	\$1.19	0.34%	22
23	2000 to 3000 kWh	1	0.18%	100.00%	2544	\$619.74	\$585.96	(\$33.78)	-5.45%	23
24	> 3000 kWh	0	0.00%	100.00%	0	\$0.00	\$0.00	\$0.00	0.00%	24
25	TOTAL	552	100.00%	100.00%	542	\$90.18	\$90.95	\$0.77	0.86%	25

Note: DR w/ HUC reflects SDG&E’s residential tiered rate schedule (Schedule DR) effective November 1, 2018 (AL 3290-E). DR w/o HUC is SDG&E’s proposal to eliminate the HUC Charge.

Declaration of Cynthia Fang  
November 30, 2018

APPENDIX C – ATTACHMENT E  
ILLUSTRATIVE HUC CUSTOMERS BY MONTH  
SAN DIEGO GAS AND ELECTRIC COMPANY  
PETITION FOR MODIFICATION OF D.15-07-001 AND D.17-07-006

**Typical Monthly Residential Energy Charges at DR w/ HUC and DR w/o HUC  
Coastal Customers  
CARE, December, Basic**

Line										Line
No.	Energy kWh	Number of Customers	% of Customers	% of Customers Cumulative	Avg kWh for the Range	DR w/ HUC (\$)	DR w/o HUC (\$)	CHANGE (\$)	CHANGE (%)	No.
1	< 25 kWh	2	0.08%	0.08%	4	\$5.08	\$5.08	\$0.00	0.00%	1
2	25 to 50 kWh	4	0.17%	0.25%	34	\$5.37	\$5.39	\$0.02	0.28%	2
3	50 to 75 kWh	9	0.38%	0.63%	61	\$8.59	\$8.67	\$0.08	0.93%	3
4	75 to 100 kWh	10	0.42%	1.05%	83	\$11.77	\$11.89	\$0.12	0.95%	4
5	100 to 125 kWh	11	0.46%	1.52%	114	\$16.11	\$16.26	\$0.15	0.97%	5
6	125 to 150 kWh	9	0.38%	1.89%	136	\$19.17	\$19.36	\$0.19	0.96%	6
7	150 to 200 kWh	39	1.64%	3.54%	176	\$24.77	\$25.00	\$0.23	0.96%	7
8	200 to 250 kWh	47	1.98%	5.51%	226	\$31.83	\$32.14	\$0.31	0.96%	8
9	250 to 300 kWh	61	2.57%	8.08%	276	\$38.80	\$39.17	\$0.37	0.96%	9
10	300 to 350 kWh	85	3.58%	11.66%	325	\$46.03	\$46.47	\$0.44	0.95%	10
11	350 to 400 kWh	124	5.22%	16.88%	377	\$54.09	\$54.61	\$0.52	0.96%	11
12	400 to 450 kWh	147	6.19%	23.06%	426	\$66.40	\$67.04	\$0.64	0.95%	12
13	450 to 500 kWh	152	6.40%	29.46%	476	\$78.93	\$79.68	\$0.75	0.95%	13
14	500 to 550 kWh	168	7.07%	36.53%	525	\$90.81	\$91.68	\$0.87	0.95%	14
15	550 to 600 kWh	169	7.11%	43.64%	576	\$104.44	\$105.44	\$1.00	0.95%	15
16	600 to 650 kWh	144	6.06%	49.71%	626	\$118.73	\$119.85	\$1.12	0.95%	16
17	650 to 700 kWh	159	6.69%	56.40%	676	\$129.78	\$131.01	\$1.23	0.95%	17
18	700 to 800 kWh	283	11.91%	68.31%	749	\$149.03	\$150.44	\$1.41	0.95%	18
19	800 to 900 kWh	207	8.71%	77.02%	848	\$174.41	\$176.06	\$1.65	0.95%	19
20	900 to 1000 kWh	162	6.82%	83.84%	949	\$198.10	\$199.98	\$1.88	0.95%	20
21	1000 to 1500 kWh	334	14.06%	97.90%	1172	\$263.80	\$263.29	(\$0.51)	-0.20%	21
22	1500 to 2000 kWh	38	1.60%	99.49%	1669	\$414.44	\$394.81	(\$19.63)	-4.74%	22
23	2000 to 3000 kWh	9	0.38%	99.87%	2544	\$789.14	\$725.04	(\$64.10)	-8.12%	23
24	> 3000 kWh	3	0.13%	100.00%	4988	\$1,375.01	\$1,222.88	(\$152.13)	-11.06%	24
25	TOTAL	2376	100.00%	100.00%	700	\$140.52	\$140.57	\$0.05	0.04%	25

Note: DR w/ HUC reflects SDG&E’s residential tiered rate schedule (Schedule DR) effective November 1, 2018 (AL 3290-E). DR w/o HUC is SDG&E’s proposal to eliminate the HUC Charge.

Declaration of Cynthia Fang  
November 30, 2018



APPENDIX C – ATTACHMENT E  
ILLUSTRATIVE HUC CUSTOMERS BY MONTH  
SAN DIEGO GAS AND ELECTRIC COMPANY  
PETITION FOR MODIFICATION OF D.15-07-001 AND D.17-07-006

**Typical Monthly Residential Energy Charges at DR w/ HUC and DR w/o HUC  
Coastal Customers  
CARE, December, All Electric**

Line										Line
No.	Energy kWh	Number of Customers	% of Customers	% of Customers Cumulative	Avg kWh for the Range	DR w/ HUC (\$)	DR w/o HUC (\$)	CHANGE (\$)	CHANGE (%)	No.
1	< 25 kWh	1	0.18%	0.18%	15	\$5.09	\$5.09	\$0.00	0.00%	1
2	25 to 50 kWh	2	0.36%	0.54%	27	\$5.10	\$5.10	\$0.00	0.00%	2
3	50 to 75 kWh	5	0.91%	1.45%	62	\$8.82	\$8.91	\$0.09	1.00%	3
4	75 to 100 kWh	4	0.73%	2.17%	88	\$12.47	\$12.59	\$0.12	0.92%	4
5	100 to 125 kWh	4	0.73%	2.90%	115	\$18.83	\$19.01	\$0.18	0.96%	5
6	125 to 150 kWh	4	0.73%	3.62%	136	\$19.11	\$19.29	\$0.18	0.94%	6
7	150 to 200 kWh	19	3.44%	7.07%	176	\$24.81	\$25.05	\$0.24	0.95%	7
8	200 to 250 kWh	26	4.71%	11.78%	229	\$32.23	\$32.54	\$0.31	0.96%	8
9	250 to 300 kWh	31	5.62%	17.39%	279	\$39.21	\$39.59	\$0.38	0.96%	9
10	300 to 350 kWh	42	7.61%	25.00%	324	\$46.37	\$46.81	\$0.44	0.96%	10
11	350 to 400 kWh	33	5.98%	30.98%	372	\$53.40	\$53.91	\$0.51	0.96%	11
12	400 to 450 kWh	46	8.33%	39.31%	424	\$60.53	\$61.11	\$0.58	0.96%	12
13	450 to 500 kWh	46	8.33%	47.65%	477	\$67.03	\$67.68	\$0.65	0.96%	13
14	500 to 550 kWh	43	7.79%	55.44%	519	\$73.06	\$73.76	\$0.70	0.96%	14
15	550 to 600 kWh	26	4.71%	60.15%	576	\$84.48	\$85.30	\$0.82	0.96%	15
16	600 to 650 kWh	37	6.70%	66.85%	623	\$96.38	\$97.30	\$0.92	0.96%	16
17	650 to 700 kWh	28	5.07%	71.92%	672	\$108.47	\$109.51	\$1.04	0.96%	17
18	700 to 800 kWh	34	6.16%	78.08%	738	\$125.22	\$126.41	\$1.19	0.96%	18
19	800 to 900 kWh	25	4.53%	82.61%	842	\$151.20	\$152.64	\$1.44	0.95%	19
20	900 to 1000 kWh	30	5.44%	88.04%	953	\$179.25	\$180.96	\$1.71	0.95%	20
21	1000 to 1500 kWh	54	9.78%	97.83%	1192	\$242.23	\$244.53	\$2.30	0.95%	21
22	1500 to 2000 kWh	9	1.63%	99.46%	1689	\$391.15	\$391.98	\$0.83	0.21%	22
23	2000 to 3000 kWh	3	0.54%	100.00%	2586	\$627.70	\$594.60	(\$33.10)	-5.27%	23
24	> 3000 kWh	0	0.00%	100.00%	0	\$0.00	\$0.00	\$0.00	0.00%	24
25	TOTAL	552	100.00%	100.00%	595	\$101.82	\$102.53	\$0.71	0.70%	25

Note: DR w/ HUC reflects SDG&E’s residential tiered rate schedule (Schedule DR) effective November 1, 2018 (AL 3290-E). DR w/o HUC is SDG&E’s proposal to eliminate the HUC Charge.

Declaration of Cynthia Fang  
November 30, 2018

APPENDIX C – ATTACHMENT E  
ILLUSTRATIVE HUC CUSTOMERS BY MONTH  
SAN DIEGO GAS AND ELECTRIC COMPANY  
PETITION FOR MODIFICATION OF D.15-07-001 AND D.17-07-006

**Typical Monthly Residential Energy Charges at DR w/ HUC and DR w/o HUC  
Coastal Customers  
Non-CARE, January, Basic**

Line No.	Energy kWh	Number of Customers	% of Customers	% of Customers Cumulative	Avg kWh for the Range	DR w/ HUC (\$)	DR w/o HUC (\$)	CHANGE (\$)	CHANGE (%)	Line No.
1	< 25 kWh	30	0.07%	0.07%	0	\$10.21	\$10.21	\$0.00	0.00%	1
2	25 to 50 kWh	44	0.10%	0.17%	38	\$10.35	\$10.37	\$0.02	0.20%	2
3	50 to 75 kWh	78	0.18%	0.34%	64	\$14.67	\$14.81	\$0.14	0.94%	3
4	75 to 100 kWh	101	0.23%	0.57%	88	\$20.18	\$20.37	\$0.19	0.94%	4
5	100 to 125 kWh	108	0.24%	0.81%	112	\$25.74	\$25.98	\$0.24	0.94%	5
6	125 to 150 kWh	153	0.34%	1.15%	138	\$31.64	\$31.93	\$0.29	0.94%	6
7	150 to 200 kWh	300	0.67%	1.83%	177	\$40.50	\$40.88	\$0.38	0.95%	7
8	200 to 250 kWh	479	1.07%	2.90%	227	\$51.80	\$52.29	\$0.49	0.94%	8
9	250 to 300 kWh	688	1.54%	4.44%	276	\$63.25	\$63.84	\$0.59	0.95%	9
10	300 to 350 kWh	997	2.24%	6.68%	327	\$74.76	\$75.47	\$0.71	0.95%	10
11	350 to 400 kWh	1530	3.43%	10.11%	376	\$87.56	\$88.39	\$0.83	0.95%	11
12	400 to 450 kWh	1924	4.32%	14.43%	426	\$106.85	\$107.86	\$1.01	0.94%	12
13	450 to 500 kWh	2411	5.41%	19.84%	476	\$126.98	\$128.18	\$1.20	0.95%	13
14	500 to 550 kWh	2650	5.95%	25.78%	525	\$146.82	\$148.20	\$1.38	0.95%	14
15	550 to 600 kWh	2830	6.35%	32.13%	575	\$166.74	\$168.32	\$1.58	0.95%	15
16	600 to 650 kWh	2751	6.17%	38.30%	625	\$186.47	\$188.23	\$1.76	0.95%	16
17	650 to 700 kWh	2627	5.89%	44.19%	675	\$206.62	\$208.57	\$1.95	0.95%	17
18	700 to 800 kWh	4777	10.72%	54.91%	749	\$236.09	\$238.33	\$2.24	0.95%	18
19	800 to 900 kWh	4058	9.10%	64.01%	848	\$276.01	\$278.62	\$2.61	0.95%	19
20	900 to 1000 kWh	3314	7.43%	71.45%	947	\$315.89	\$318.88	\$2.99	0.95%	20
21	1000 to 1500 kWh	7888	17.69%	89.14%	1186	\$416.66	\$415.33	(\$1.33)	-0.32%	21
22	1500 to 2000 kWh	1995	4.48%	93.61%	1709	\$658.27	\$626.60	(\$31.67)	-4.81%	22
23	2000 to 3000 kWh	1261	2.83%	96.44%	2405	\$983.19	\$908.19	(\$75.00)	-7.63%	23
24	> 3000 kWh	1585	3.56%	100.00%	6021	\$2,669.79	\$2,369.89	(\$299.90)	-11.23%	24
25	TOTAL	44579	100.00%	100.00%	1016	\$361.04	\$347.89	(\$13.15)	-3.65%	25

Note: DR w/ HUC reflects SDG&E’s residential tiered rate schedule (Schedule DR) effective November 1, 2018 (AL 3290-E). DR w/o HUC is SDG&E’s proposal to eliminate the HUC Charge.

Declaration of Cynthia Fang  
November 30, 2018

APPENDIX C – ATTACHMENT E  
ILLUSTRATIVE HUC CUSTOMERS BY MONTH  
SAN DIEGO GAS AND ELECTRIC COMPANY  
PETITION FOR MODIFICATION OF D.15-07-001 AND D.17-07-006

**Typical Monthly Residential Energy Charges at DR w/ HUC and DR w/o HUC  
Coastal Customers  
Non-CARE, January, All Electric**

Line										Line
No.	Energy kWh	Number of Customers	% of Customers	% of Customers Cumulative	Avg kWh for the Range	DR w/ HUC (\$)	DR w/o HUC (\$)	CHANGE (\$)	CHANGE (%)	No.
1	< 25 kWh	7	0.15%	0.15%	15	\$10.21	\$10.21	\$0.00	0.00%	1
2	25 to 50 kWh	15	0.33%	0.48%	39	\$10.46	\$10.49	\$0.03	0.32%	2
3	50 to 75 kWh	35	0.76%	1.24%	63	\$14.43	\$14.56	\$0.13	0.94%	3
4	75 to 100 kWh	49	1.06%	2.30%	87	\$19.94	\$20.12	\$0.18	0.94%	4
5	100 to 125 kWh	40	0.87%	3.16%	113	\$26.08	\$26.32	\$0.24	0.94%	5
6	125 to 150 kWh	63	1.36%	4.53%	137	\$31.36	\$31.65	\$0.29	0.94%	6
7	150 to 200 kWh	120	2.60%	7.12%	176	\$40.44	\$40.82	\$0.38	0.94%	7
8	200 to 250 kWh	167	3.62%	10.74%	227	\$52.00	\$52.49	\$0.49	0.94%	8
9	250 to 300 kWh	205	4.44%	15.18%	277	\$63.30	\$63.90	\$0.60	0.94%	9
10	300 to 350 kWh	207	4.48%	19.66%	324	\$74.06	\$74.76	\$0.70	0.94%	10
11	350 to 400 kWh	284	6.15%	25.80%	375	\$85.71	\$86.52	\$0.81	0.95%	11
12	400 to 450 kWh	284	6.15%	31.95%	426	\$96.79	\$97.71	\$0.92	0.95%	12
13	450 to 500 kWh	267	5.78%	37.73%	474	\$108.14	\$109.17	\$1.03	0.95%	13
14	500 to 550 kWh	240	5.20%	42.92%	526	\$120.37	\$121.52	\$1.15	0.95%	14
15	550 to 600 kWh	234	5.07%	47.99%	575	\$136.82	\$138.13	\$1.31	0.95%	15
16	600 to 650 kWh	228	4.94%	52.92%	624	\$156.62	\$158.12	\$1.50	0.95%	16
17	650 to 700 kWh	197	4.26%	57.19%	675	\$176.89	\$178.57	\$1.68	0.95%	17
18	700 to 800 kWh	333	7.21%	64.40%	748	\$206.05	\$208.01	\$1.96	0.95%	18
19	800 to 900 kWh	276	5.97%	70.37%	849	\$246.45	\$248.79	\$2.34	0.95%	19
20	900 to 1000 kWh	217	4.70%	75.07%	950	\$287.13	\$289.86	\$2.73	0.95%	20
21	1000 to 1500 kWh	688	14.89%	89.96%	1212	\$391.74	\$395.46	\$3.72	0.95%	21
22	1500 to 2000 kWh	237	5.13%	95.09%	1705	\$594.15	\$594.88	\$0.73	0.12%	22
23	2000 to 3000 kWh	144	3.12%	98.21%	2349	\$891.77	\$855.36	(\$36.41)	-4.08%	23
24	> 3000 kWh	83	1.80%	100.00%	4941	\$2,100.78	\$1,903.16	(\$197.62)	-9.41%	24
25	TOTAL	4620	100.00%	100.00%	816	\$253.42	\$250.27	(\$3.15)	-1.24%	25

Note: DR w/ HUC reflects SDG&E’s residential tiered rate schedule (Schedule DR) effective November 1, 2018 (AL 3290-E). DR w/o HUC is SDG&E’s proposal to eliminate the HUC Charge.

Declaration of Cynthia Fang  
November 30, 2018

APPENDIX C – ATTACHMENT E  
ILLUSTRATIVE HUC CUSTOMERS BY MONTH  
SAN DIEGO GAS AND ELECTRIC COMPANY  
PETITION FOR MODIFICATION OF D.15-07-001 AND D.17-07-006

**Typical Monthly Residential Energy Charges at DR w/ HUC and DR w/o HUC  
Coastal Customers  
Non-CARE, February, Basic**

Line No.	Energy kWh	Number of Customers	% of Customers	% of Customers Cumulative	Avg kWh for the Range	DR w/ HUC (\$)	DR w/o HUC (\$)	CHANGE (\$)	CHANGE (%)	Line No.
1	< 25 kWh	41	0.09%	0.09%	-16	\$9.22	\$9.22	\$0.00	0.00%	1
2	25 to 50 kWh	61	0.14%	0.23%	36	\$9.54	\$9.57	\$0.03	0.28%	2
3	50 to 75 kWh	83	0.19%	0.42%	62	\$14.29	\$14.43	\$0.14	0.95%	3
4	75 to 100 kWh	121	0.27%	0.69%	88	\$20.26	\$20.45	\$0.19	0.94%	4
5	100 to 125 kWh	140	0.31%	1.00%	112	\$25.77	\$26.01	\$0.24	0.95%	5
6	125 to 150 kWh	167	0.38%	1.38%	137	\$31.53	\$31.83	\$0.30	0.94%	6
7	150 to 200 kWh	391	0.88%	2.25%	178	\$40.68	\$41.06	\$0.38	0.94%	7
8	200 to 250 kWh	617	1.38%	3.64%	228	\$52.10	\$52.60	\$0.50	0.95%	8
9	250 to 300 kWh	1023	2.30%	5.93%	276	\$63.31	\$63.91	\$0.60	0.93%	9
10	300 to 350 kWh	1710	3.84%	9.77%	327	\$75.22	\$75.92	\$0.70	0.94%	10
11	350 to 400 kWh	2281	5.12%	14.88%	376	\$93.03	\$93.91	\$0.88	0.94%	11
12	400 to 450 kWh	2849	6.39%	21.28%	426	\$113.07	\$114.13	\$1.06	0.94%	12
13	450 to 500 kWh	3167	7.10%	28.38%	476	\$132.97	\$134.22	\$1.25	0.94%	13
14	500 to 550 kWh	3192	7.16%	35.54%	525	\$152.98	\$154.42	\$1.44	0.94%	14
15	550 to 600 kWh	3067	6.88%	42.42%	575	\$172.59	\$174.22	\$1.63	0.95%	15
16	600 to 650 kWh	2933	6.58%	49.00%	625	\$192.85	\$194.67	\$1.82	0.95%	16
17	650 to 700 kWh	2558	5.74%	54.74%	674	\$212.70	\$214.71	\$2.01	0.95%	17
18	700 to 800 kWh	4617	10.36%	65.09%	748	\$241.99	\$244.28	\$2.29	0.95%	18
19	800 to 900 kWh	3554	7.97%	73.07%	848	\$282.06	\$284.73	\$2.67	0.95%	19
20	900 to 1000 kWh	2627	5.89%	78.96%	948	\$322.17	\$325.22	\$3.05	0.95%	20
21	1000 to 1500 kWh	5569	12.49%	91.45%	1179	\$424.89	\$418.91	(\$5.98)	-1.41%	21
22	1500 to 2000 kWh	1450	3.25%	94.70%	1706	\$670.40	\$631.81	(\$38.59)	-5.76%	22
23	2000 to 3000 kWh	971	2.18%	96.88%	2402	\$995.22	\$913.32	(\$81.90)	-8.23%	23
24	> 3000 kWh	1390	3.12%	100.00%	5806	\$2,582.63	\$2,289.06	(\$293.57)	-11.37%	24
25	TOTAL	44579	100.00%	100.00%	899	\$318.50	\$306.89	(\$11.61)	-3.64%	25

Note: DR w/ HUC reflects SDG&E’s residential tiered rate schedule (Schedule DR) effective November 1, 2018 (AL 3290-E). DR w/o HUC is SDG&E’s proposal to eliminate the HUC Charge.

Declaration of Cynthia Fang  
November 30, 2018

APPENDIX C – ATTACHMENT E  
ILLUSTRATIVE HUC CUSTOMERS BY MONTH  
SAN DIEGO GAS AND ELECTRIC COMPANY  
PETITION FOR MODIFICATION OF D.15-07-001 AND D.17-07-006

**Typical Monthly Residential Energy Charges at DR w/ HUC and DR w/o HUC  
Coastal Customers  
Non-CARE, February, All Electric**

Line										Line
No.	Energy kWh	Number of Customers	% of Customers	% of Customers Cumulative	Avg kWh for the Range	DR w/ HUC (\$)	DR w/o HUC (\$)	CHANGE (\$)	CHANGE (%)	No.
1	< 25 kWh	5	0.11%	0.11%	12	\$9.22	\$9.22	\$0.00	0.00%	1
2	25 to 50 kWh	16	0.35%	0.45%	38	\$9.55	\$9.58	\$0.03	0.36%	2
3	50 to 75 kWh	41	0.89%	1.34%	66	\$15.11	\$15.26	\$0.15	0.94%	3
4	75 to 100 kWh	53	1.15%	2.49%	88	\$20.30	\$20.49	\$0.19	0.95%	4
5	100 to 125 kWh	62	1.34%	3.83%	114	\$26.12	\$26.37	\$0.25	0.94%	5
6	125 to 150 kWh	65	1.41%	5.24%	140	\$32.06	\$32.36	\$0.30	0.94%	6
7	150 to 200 kWh	157	3.40%	8.64%	177	\$40.50	\$40.89	\$0.39	0.94%	7
8	200 to 250 kWh	192	4.16%	12.79%	225	\$51.57	\$52.05	\$0.48	0.95%	8
9	250 to 300 kWh	249	5.39%	18.18%	275	\$62.85	\$63.44	\$0.59	0.95%	9
10	300 to 350 kWh	257	5.56%	23.74%	326	\$74.56	\$75.27	\$0.71	0.94%	10
11	350 to 400 kWh	291	6.30%	30.04%	375	\$85.12	\$85.92	\$0.80	0.95%	11
12	400 to 450 kWh	298	6.45%	36.49%	424	\$96.92	\$97.84	\$0.92	0.95%	12
13	450 to 500 kWh	302	6.54%	43.03%	475	\$108.90	\$109.93	\$1.03	0.95%	13
14	500 to 550 kWh	246	5.33%	48.36%	526	\$126.46	\$127.65	\$1.19	0.94%	14
15	550 to 600 kWh	227	4.91%	53.27%	573	\$145.00	\$146.37	\$1.37	0.95%	15
16	600 to 650 kWh	231	5.00%	58.27%	625	\$166.39	\$167.96	\$1.57	0.95%	16
17	650 to 700 kWh	179	3.87%	62.14%	674	\$185.82	\$187.58	\$1.76	0.95%	17
18	700 to 800 kWh	336	7.27%	69.42%	749	\$215.97	\$218.02	\$2.05	0.95%	18
19	800 to 900 kWh	248	5.37%	74.78%	849	\$255.85	\$258.27	\$2.42	0.95%	19
20	900 to 1000 kWh	226	4.89%	79.68%	944	\$293.85	\$296.63	\$2.78	0.95%	20
21	1000 to 1500 kWh	569	12.32%	91.99%	1189	\$391.96	\$395.67	\$3.71	0.95%	21
22	1500 to 2000 kWh	200	4.33%	96.32%	1713	\$615.06	\$607.48	(\$7.58)	-1.23%	22
23	2000 to 3000 kWh	112	2.42%	98.74%	2384	\$928.08	\$878.77	(\$49.31)	-5.31%	23
24	> 3000 kWh	58	1.26%	100.00%	4954	\$2,126.88	\$1,917.71	(\$209.17)	-9.84%	24
25	TOTAL	4620	100.00%	100.00%	736	\$228.29	\$225.58	(\$2.71)	-1.19%	25

Note: DR w/ HUC reflects SDG&E’s residential tiered rate schedule (Schedule DR) effective November 1, 2018 (AL 3290-E). DR w/o HUC is SDG&E’s proposal to eliminate the HUC Charge.

Declaration of Cynthia Fang  
November 30, 2018

APPENDIX C – ATTACHMENT E  
ILLUSTRATIVE HUC CUSTOMERS BY MONTH  
SAN DIEGO GAS AND ELECTRIC COMPANY  
PETITION FOR MODIFICATION OF D.15-07-001 AND D.17-07-006

**Typical Monthly Residential Energy Charges at DR w/ HUC and DR w/o HUC  
Coastal Customers  
Non-CARE, March, Basic**

Line										Line
No.	Energy kWh	Number of Customers	% of Customers	% of Customers Cumulative	Avg kWh for the Range	DR w/ HUC (\$)	DR w/o HUC (\$)	CHANGE (\$)	CHANGE (%)	No.
1	< 25 kWh	29	0.07%	0.07%	-67	\$10.90	\$10.90	\$0.00	0.00%	1
2	25 to 50 kWh	46	0.10%	0.17%	38	\$10.39	\$10.41	\$0.02	0.20%	2
3	50 to 75 kWh	76	0.17%	0.34%	65	\$14.97	\$15.11	\$0.14	0.95%	3
4	75 to 100 kWh	103	0.23%	0.57%	88	\$20.27	\$20.46	\$0.19	0.95%	4
5	100 to 125 kWh	113	0.25%	0.82%	113	\$26.06	\$26.30	\$0.24	0.94%	5
6	125 to 150 kWh	129	0.29%	1.11%	138	\$31.69	\$31.99	\$0.30	0.95%	6
7	150 to 200 kWh	344	0.77%	1.88%	177	\$40.52	\$40.90	\$0.38	0.94%	7
8	200 to 250 kWh	496	1.11%	3.00%	227	\$51.94	\$52.43	\$0.49	0.94%	8
9	250 to 300 kWh	819	1.84%	4.83%	277	\$63.42	\$64.02	\$0.60	0.95%	9
10	300 to 350 kWh	1283	2.88%	7.71%	327	\$74.79	\$75.50	\$0.71	0.95%	10
11	350 to 400 kWh	1814	4.07%	11.78%	376	\$87.54	\$88.37	\$0.83	0.95%	11
12	400 to 450 kWh	2429	5.45%	17.23%	426	\$106.89	\$107.90	\$1.01	0.94%	12
13	450 to 500 kWh	2782	6.24%	23.47%	475	\$126.83	\$128.03	\$1.20	0.95%	13
14	500 to 550 kWh	2934	6.58%	30.05%	525	\$146.71	\$148.10	\$1.39	0.95%	14
15	550 to 600 kWh	3017	6.77%	36.82%	574	\$166.36	\$167.94	\$1.58	0.95%	15
16	600 to 650 kWh	2850	6.39%	43.21%	625	\$186.52	\$188.29	\$1.77	0.95%	16
17	650 to 700 kWh	2732	6.13%	49.34%	675	\$206.52	\$208.48	\$1.96	0.95%	17
18	700 to 800 kWh	4744	10.64%	59.98%	748	\$236.10	\$238.33	\$2.23	0.95%	18
19	800 to 900 kWh	3799	8.52%	68.51%	848	\$275.86	\$278.47	\$2.61	0.95%	19
20	900 to 1000 kWh	2999	6.73%	75.23%	948	\$316.13	\$319.13	\$3.00	0.95%	20
21	1000 to 1500 kWh	6714	15.06%	90.29%	1185	\$416.34	\$414.97	(\$1.37)	-0.33%	21
22	1500 to 2000 kWh	1712	3.84%	94.13%	1712	\$660.09	\$628.18	(\$31.91)	-4.84%	22
23	2000 to 3000 kWh	1088	2.44%	96.57%	2413	\$986.70	\$911.23	(\$75.47)	-7.65%	23
24	> 3000 kWh	1527	3.43%	100.00%	6016	\$2,667.33	\$2,367.76	(\$299.57)	-11.23%	24
25	TOTAL	44579	100.00%	100.00%	967	\$340.66	\$328.42	(\$12.24)	-3.59%	25

Note: DR w/ HUC reflects SDG&E’s residential tiered rate schedule (Schedule DR) effective November 1, 2018 (AL 3290-E). DR w/o HUC is SDG&E’s proposal to eliminate the HUC Charge.

Declaration of Cynthia Fang  
November 30, 2018

APPENDIX C – ATTACHMENT E  
ILLUSTRATIVE HUC CUSTOMERS BY MONTH  
SAN DIEGO GAS AND ELECTRIC COMPANY  
PETITION FOR MODIFICATION OF D.15-07-001 AND D.17-07-006

**Typical Monthly Residential Energy Charges at DR w/ HUC and DR w/o HUC  
Coastal Customers  
Non-CARE, March, All Electric**

Line										Line
No.	Energy kWh	Number of Customers	% of Customers	% of Customers Cumulative	Avg kWh for the Range	DR w/ HUC (\$)	DR w/o HUC (\$)	CHANGE (\$)	CHANGE (%)	No.
1	< 25 kWh	7	0.15%	0.15%	11	\$10.21	\$10.21	\$0.00	0.00%	1
2	25 to 50 kWh	18	0.39%	0.54%	40	\$10.45	\$10.48	\$0.03	0.27%	2
3	50 to 75 kWh	16	0.35%	0.89%	64	\$14.70	\$14.84	\$0.14	0.94%	3
4	75 to 100 kWh	58	1.26%	2.14%	86	\$19.87	\$20.06	\$0.19	0.95%	4
5	100 to 125 kWh	51	1.10%	3.25%	112	\$25.71	\$25.95	\$0.24	0.94%	5
6	125 to 150 kWh	58	1.26%	4.50%	137	\$31.46	\$31.76	\$0.30	0.94%	6
7	150 to 200 kWh	158	3.42%	7.92%	175	\$40.26	\$40.64	\$0.38	0.94%	7
8	200 to 250 kWh	194	4.20%	12.12%	227	\$51.93	\$52.42	\$0.49	0.95%	8
9	250 to 300 kWh	210	4.55%	16.67%	275	\$62.47	\$63.06	\$0.59	0.95%	9
10	300 to 350 kWh	259	5.61%	22.27%	325	\$74.36	\$75.06	\$0.70	0.94%	10
11	350 to 400 kWh	268	5.80%	28.07%	376	\$85.77	\$86.58	\$0.81	0.95%	11
12	400 to 450 kWh	305	6.60%	34.68%	426	\$97.11	\$98.03	\$0.92	0.95%	12
13	450 to 500 kWh	269	5.82%	40.50%	475	\$108.36	\$109.39	\$1.03	0.95%	13
14	500 to 550 kWh	262	5.67%	46.17%	525	\$120.29	\$121.43	\$1.14	0.95%	14
15	550 to 600 kWh	255	5.52%	51.69%	575	\$136.86	\$138.16	\$1.30	0.95%	15
16	600 to 650 kWh	215	4.65%	56.34%	624	\$156.63	\$158.12	\$1.49	0.95%	16
17	650 to 700 kWh	208	4.50%	60.84%	675	\$176.95	\$178.63	\$1.68	0.95%	17
18	700 to 800 kWh	315	6.82%	67.66%	752	\$207.62	\$209.60	\$1.98	0.95%	18
19	800 to 900 kWh	251	5.43%	73.10%	850	\$246.61	\$248.96	\$2.35	0.95%	19
20	900 to 1000 kWh	209	4.52%	77.62%	948	\$285.75	\$288.47	\$2.72	0.95%	20
21	1000 to 1500 kWh	640	13.85%	91.47%	1198	\$386.34	\$390.01	\$3.67	0.95%	21
22	1500 to 2000 kWh	197	4.26%	95.74%	1695	\$589.49	\$590.86	\$1.37	0.23%	22
23	2000 to 3000 kWh	130	2.81%	98.55%	2357	\$895.51	\$858.61	(\$36.90)	-4.12%	23
24	> 3000 kWh	67	1.45%	100.00%	4902	\$2,082.49	\$1,887.31	(\$195.18)	-9.37%	24
25	TOTAL	4620	100.00%	100.00%	765	\$233.46	\$231.11	(\$2.35)	-1.01%	25

Note: DR w/ HUC reflects SDG&E's residential tiered rate schedule (Schedule DR) effective November 1, 2018 (AL 3290-E). DR w/o HUC is SDG&E's proposal to eliminate the HUC Charge.

Declaration of Cynthia Fang  
November 30, 2018

APPENDIX C – ATTACHMENT E  
ILLUSTRATIVE HUC CUSTOMERS BY MONTH  
SAN DIEGO GAS AND ELECTRIC COMPANY  
PETITION FOR MODIFICATION OF D.15-07-001 AND D.17-07-006

**Typical Monthly Residential Energy Charges at DR w/ HUC and DR w/o HUC  
Coastal Customers  
Non-CARE, April, Basic**

Line No.	Energy kWh	Number of Customers	% of Customers	% of Customers Cumulative	Avg kWh for the Range	DR w/ HUC (\$)	DR w/o HUC (\$)	CHANGE (\$)	CHANGE (%)	Line No.
1	< 25 kWh	29	0.07%	0.07%	-101	\$10.37	\$10.37	\$0.00	0.00%	1
2	25 to 50 kWh	57	0.13%	0.19%	40	\$10.21	\$10.25	\$0.04	0.39%	2
3	50 to 75 kWh	62	0.14%	0.33%	62	\$14.40	\$14.53	\$0.13	0.94%	3
4	75 to 100 kWh	107	0.24%	0.57%	89	\$20.55	\$20.75	\$0.20	0.94%	4
5	100 to 125 kWh	120	0.27%	0.84%	112	\$25.54	\$25.78	\$0.24	0.95%	5
6	125 to 150 kWh	163	0.37%	1.21%	138	\$31.70	\$32.00	\$0.30	0.94%	6
7	150 to 200 kWh	365	0.82%	2.03%	178	\$40.87	\$41.25	\$0.38	0.94%	7
8	200 to 250 kWh	578	1.30%	3.32%	227	\$51.86	\$52.35	\$0.49	0.94%	8
9	250 to 300 kWh	907	2.04%	5.36%	277	\$63.43	\$64.03	\$0.60	0.95%	9
10	300 to 350 kWh	1440	3.23%	8.59%	327	\$74.87	\$75.58	\$0.71	0.95%	10
11	350 to 400 kWh	2147	4.82%	13.40%	376	\$89.15	\$89.98	\$0.83	0.94%	11
12	400 to 450 kWh	2832	6.35%	19.76%	426	\$108.96	\$109.99	\$1.03	0.94%	12
13	450 to 500 kWh	3093	6.94%	26.70%	475	\$128.82	\$130.03	\$1.21	0.94%	13
14	500 to 550 kWh	3353	7.52%	34.22%	525	\$148.65	\$150.05	\$1.40	0.94%	14
15	550 to 600 kWh	3296	7.39%	41.61%	575	\$168.77	\$170.36	\$1.59	0.94%	15
16	600 to 650 kWh	2944	6.60%	48.21%	625	\$188.66	\$190.44	\$1.78	0.94%	16
17	650 to 700 kWh	2765	6.20%	54.42%	675	\$208.87	\$210.84	\$1.97	0.94%	17
18	700 to 800 kWh	4738	10.63%	65.04%	748	\$238.00	\$240.25	\$2.25	0.95%	18
19	800 to 900 kWh	3637	8.16%	73.20%	848	\$278.03	\$280.66	\$2.63	0.95%	19
20	900 to 1000 kWh	2662	5.97%	79.17%	947	\$317.64	\$320.65	\$3.01	0.95%	20
21	1000 to 1500 kWh	5398	12.11%	91.28%	1186	\$420.16	\$417.35	(\$2.81)	-0.67%	21
22	1500 to 2000 kWh	1452	3.26%	94.54%	1709	\$662.97	\$628.90	(\$34.07)	-5.14%	22
23	2000 to 3000 kWh	966	2.17%	96.71%	2403	\$986.43	\$909.23	(\$77.20)	-7.83%	23
24	> 3000 kWh	1468	3.29%	100.00%	5951	\$2,641.83	\$2,343.89	(\$297.94)	-11.28%	24
25	TOTAL	44579	100.00%	100.00%	917	\$322.00	\$310.40	(\$11.60)	-3.60%	25

Note: DR w/ HUC reflects SDG&E’s residential tiered rate schedule (Schedule DR) effective November 1, 2018 (AL 3290-E). DR w/o HUC is SDG&E’s proposal to eliminate the HUC Charge.

Declaration of Cynthia Fang  
November 30, 2018



APPENDIX C – ATTACHMENT E  
ILLUSTRATIVE HUC CUSTOMERS BY MONTH  
SAN DIEGO GAS AND ELECTRIC COMPANY  
PETITION FOR MODIFICATION OF D.15-07-001 AND D.17-07-006

**Typical Monthly Residential Energy Charges at DR w/ HUC and DR w/o HUC  
Coastal Customers  
Non-CARE, April, All Electric**

Line										Line
No.	Energy kWh	Number of Customers	% of Customers	% of Customers Cumulative	Avg kWh for the Range	DR w/ HUC (\$)	DR w/o HUC (\$)	CHANGE (\$)	CHANGE (%)	No.
1	< 25 kWh	7	0.15%	0.15%	12	\$9.88	\$9.88	\$0.00	0.00%	1
2	25 to 50 kWh	24	0.52%	0.67%	40	\$10.27	\$10.31	\$0.04	0.41%	2
3	50 to 75 kWh	25	0.54%	1.21%	65	\$15.06	\$15.20	\$0.14	0.95%	3
4	75 to 100 kWh	44	0.95%	2.16%	88	\$20.26	\$20.45	\$0.19	0.94%	4
5	100 to 125 kWh	61	1.32%	3.48%	112	\$25.69	\$25.93	\$0.24	0.94%	5
6	125 to 150 kWh	69	1.49%	4.98%	138	\$31.76	\$32.06	\$0.30	0.95%	6
7	150 to 200 kWh	153	3.31%	8.29%	175	\$40.05	\$40.42	\$0.37	0.94%	7
8	200 to 250 kWh	207	4.48%	12.77%	225	\$51.69	\$52.18	\$0.49	0.94%	8
9	250 to 300 kWh	230	4.98%	17.75%	275	\$62.96	\$63.56	\$0.60	0.95%	9
10	300 to 350 kWh	268	5.80%	23.55%	327	\$74.50	\$75.21	\$0.71	0.94%	10
11	350 to 400 kWh	289	6.26%	29.81%	375	\$85.75	\$86.56	\$0.81	0.94%	11
12	400 to 450 kWh	300	6.49%	36.30%	426	\$97.04	\$97.96	\$0.92	0.95%	12
13	450 to 500 kWh	275	5.95%	42.25%	475	\$108.60	\$109.63	\$1.03	0.95%	13
14	500 to 550 kWh	294	6.36%	48.62%	524	\$120.81	\$121.95	\$1.14	0.95%	14
15	550 to 600 kWh	249	5.39%	54.01%	575	\$139.84	\$141.16	\$1.32	0.95%	15
16	600 to 650 kWh	232	5.02%	59.03%	626	\$160.28	\$161.80	\$1.52	0.95%	16
17	650 to 700 kWh	219	4.74%	63.77%	674	\$179.19	\$180.88	\$1.69	0.95%	17
18	700 to 800 kWh	395	8.55%	72.32%	748	\$209.21	\$211.19	\$1.98	0.95%	18
19	800 to 900 kWh	253	5.48%	77.79%	848	\$249.26	\$251.63	\$2.37	0.95%	19
20	900 to 1000 kWh	242	5.24%	83.03%	947	\$289.14	\$291.88	\$2.74	0.95%	20
21	1000 to 1500 kWh	514	11.13%	94.16%	1191	\$386.48	\$390.14	\$3.66	0.95%	21
22	1500 to 2000 kWh	138	2.99%	97.14%	1727	\$609.61	\$607.08	(\$2.53)	-0.42%	22
23	2000 to 3000 kWh	76	1.65%	98.79%	2376	\$911.09	\$869.33	(\$41.76)	-4.58%	23
24	> 3000 kWh	56	1.21%	100.00%	4948	\$2,110.80	\$1,909.07	(\$201.73)	-9.56%	24
25	TOTAL	4620	100.00%	100.00%	704	\$210.61	\$208.84	(\$1.77)	-0.84%	25

Note: DR w/ HUC reflects SDG&E’s residential tiered rate schedule (Schedule DR) effective November 1, 2018 (AL 3290-E). DR w/o HUC is SDG&E’s proposal to eliminate the HUC Charge.

Declaration of Cynthia Fang  
November 30, 2018

APPENDIX C – ATTACHMENT E  
ILLUSTRATIVE HUC CUSTOMERS BY MONTH  
SAN DIEGO GAS AND ELECTRIC COMPANY  
PETITION FOR MODIFICATION OF D.15-07-001 AND D.17-07-006

**Typical Monthly Residential Energy Charges at DR w/ HUC and DR w/o HUC  
Coastal Customers  
Non-CARE, May, Basic**

Line No.	Energy kWh	Number of Customers	% of Customers	% of Customers Cumulative	Avg kWh for the Range	DR w/ HUC (\$)	DR w/o HUC (\$)	CHANGE (\$)	CHANGE (%)	Line No.
1	< 25 kWh	27	0.06%	0.06%	-57	\$10.61	\$10.61	\$0.00	0.00%	1
2	25 to 50 kWh	43	0.10%	0.16%	37	\$10.39	\$10.41	\$0.02	0.20%	2
3	50 to 75 kWh	66	0.15%	0.31%	63	\$14.47	\$14.61	\$0.14	0.95%	3
4	75 to 100 kWh	83	0.19%	0.49%	88	\$20.33	\$20.53	\$0.20	0.95%	4
5	100 to 125 kWh	113	0.25%	0.74%	113	\$25.91	\$26.16	\$0.25	0.94%	5
6	125 to 150 kWh	137	0.31%	1.05%	138	\$31.76	\$32.06	\$0.30	0.94%	6
7	150 to 200 kWh	344	0.77%	1.82%	175	\$40.17	\$40.55	\$0.38	0.95%	7
8	200 to 250 kWh	490	1.10%	2.92%	226	\$51.80	\$52.29	\$0.49	0.94%	8
9	250 to 300 kWh	798	1.79%	4.71%	278	\$63.69	\$64.29	\$0.60	0.95%	9
10	300 to 350 kWh	1250	2.80%	7.52%	326	\$74.70	\$75.41	\$0.71	0.95%	10
11	350 to 400 kWh	1757	3.94%	11.46%	376	\$87.61	\$88.44	\$0.83	0.95%	11
12	400 to 450 kWh	2413	5.41%	16.87%	426	\$106.85	\$107.86	\$1.01	0.94%	12
13	450 to 500 kWh	2992	6.71%	23.58%	475	\$126.70	\$127.90	\$1.20	0.95%	13
14	500 to 550 kWh	3154	7.08%	30.66%	525	\$146.61	\$148.00	\$1.39	0.95%	14
15	550 to 600 kWh	3133	7.03%	37.69%	575	\$166.81	\$168.39	\$1.58	0.95%	15
16	600 to 650 kWh	3048	6.84%	44.52%	625	\$186.49	\$188.26	\$1.77	0.95%	16
17	650 to 700 kWh	2826	6.34%	50.86%	675	\$206.57	\$208.53	\$1.96	0.95%	17
18	700 to 800 kWh	4902	11.00%	61.86%	749	\$236.19	\$238.42	\$2.23	0.95%	18
19	800 to 900 kWh	3876	8.70%	70.55%	848	\$276.12	\$278.74	\$2.62	0.95%	19
20	900 to 1000 kWh	2919	6.55%	77.10%	948	\$316.08	\$319.08	\$3.00	0.95%	20
21	1000 to 1500 kWh	6001	13.46%	90.56%	1187	\$417.37	\$415.87	(\$1.50)	-0.36%	21
22	1500 to 2000 kWh	1643	3.69%	94.25%	1705	\$656.61	\$625.15	(\$31.46)	-4.79%	22
23	2000 to 3000 kWh	1046	2.35%	96.59%	2401	\$981.07	\$906.35	(\$74.72)	-7.62%	23
24	> 3000 kWh	1518	3.41%	100.00%	6077	\$2,696.07	\$2,392.66	(\$303.41)	-11.25%	24
25	TOTAL	44579	100.00%	100.00%	956	\$335.92	\$323.81	(\$12.11)	-3.61%	25

Note: DR w/ HUC reflects SDG&E’s residential tiered rate schedule (Schedule DR) effective November 1, 2018 (AL 3290-E). DR w/o HUC is SDG&E’s proposal to eliminate the HUC Charge.

Declaration of Cynthia Fang  
November 30, 2018

APPENDIX C – ATTACHMENT E  
ILLUSTRATIVE HUC CUSTOMERS BY MONTH  
SAN DIEGO GAS AND ELECTRIC COMPANY  
PETITION FOR MODIFICATION OF D.15-07-001 AND D.17-07-006

**Typical Monthly Residential Energy Charges at DR w/ HUC and DR w/o HUC  
Coastal Customers  
Non-CARE, May, All Electric**

Line										Line
No.	Energy kWh	Number of Customers	% of Customers	% of Customers Cumulative	Avg kWh for the Range	DR w/ HUC (\$)	DR w/o HUC (\$)	CHANGE (\$)	CHANGE (%)	No.
1	< 25 kWh	6	0.13%	0.13%	11	\$10.21	\$10.21	\$0.00	0.00%	1
2	25 to 50 kWh	11	0.24%	0.37%	37	\$10.23	\$10.23	\$0.00	0.00%	2
3	50 to 75 kWh	24	0.52%	0.89%	65	\$15.04	\$15.18	\$0.14	0.94%	3
4	75 to 100 kWh	46	1.00%	1.88%	90	\$20.64	\$20.84	\$0.20	0.95%	4
5	100 to 125 kWh	58	1.26%	3.14%	114	\$26.08	\$26.33	\$0.25	0.94%	5
6	125 to 150 kWh	55	1.19%	4.33%	139	\$31.84	\$32.14	\$0.30	0.94%	6
7	150 to 200 kWh	163	3.53%	7.86%	177	\$40.66	\$41.04	\$0.38	0.95%	7
8	200 to 250 kWh	208	4.50%	12.36%	226	\$51.72	\$52.21	\$0.49	0.95%	8
9	250 to 300 kWh	207	4.48%	16.84%	274	\$62.62	\$63.21	\$0.59	0.95%	9
10	300 to 350 kWh	249	5.39%	22.23%	327	\$74.63	\$75.33	\$0.70	0.94%	10
11	350 to 400 kWh	256	5.54%	27.77%	375	\$85.54	\$86.35	\$0.81	0.94%	11
12	400 to 450 kWh	303	6.56%	34.33%	425	\$97.20	\$98.12	\$0.92	0.95%	12
13	450 to 500 kWh	270	5.84%	40.17%	474	\$107.89	\$108.91	\$1.02	0.95%	13
14	500 to 550 kWh	259	5.61%	45.78%	524	\$120.09	\$121.23	\$1.14	0.95%	14
15	550 to 600 kWh	277	6.00%	51.77%	574	\$136.65	\$137.96	\$1.31	0.95%	15
16	600 to 650 kWh	226	4.89%	56.67%	624	\$156.48	\$157.97	\$1.49	0.95%	16
17	650 to 700 kWh	213	4.61%	61.28%	675	\$176.16	\$177.84	\$1.68	0.95%	17
18	700 to 800 kWh	424	9.18%	70.45%	748	\$206.13	\$208.09	\$1.96	0.95%	18
19	800 to 900 kWh	301	6.52%	76.97%	851	\$247.27	\$249.62	\$2.35	0.95%	19
20	900 to 1000 kWh	222	4.81%	81.77%	951	\$287.36	\$290.09	\$2.73	0.95%	20
21	1000 to 1500 kWh	563	12.19%	93.96%	1196	\$385.53	\$389.20	\$3.67	0.95%	21
22	1500 to 2000 kWh	130	2.81%	96.77%	1726	\$603.68	\$603.59	(\$0.09)	-0.02%	22
23	2000 to 3000 kWh	91	1.97%	98.74%	2364	\$898.95	\$861.59	(\$37.36)	-4.16%	23
24	> 3000 kWh	58	1.26%	100.00%	5092	\$2,171.28	\$1,964.26	(\$207.02)	-9.54%	24
25	TOTAL	4620	100.00%	100.00%	727	\$217.51	\$215.65	(\$1.86)	-0.86%	25

Note: DR w/ HUC reflects SDG&E’s residential tiered rate schedule (Schedule DR) effective November 1, 2018 (AL 3290-E). DR w/o HUC is SDG&E’s proposal to eliminate the HUC Charge.

Declaration of Cynthia Fang  
November 30, 2018

APPENDIX C – ATTACHMENT E  
ILLUSTRATIVE HUC CUSTOMERS BY MONTH  
SAN DIEGO GAS AND ELECTRIC COMPANY  
PETITION FOR MODIFICATION OF D.15-07-001 AND D.17-07-006

**Typical Monthly Residential Energy Charges at DR w/ HUC and DR w/o HUC  
Coastal Customers  
Non-CARE, June, Basic**

Line										Line
No.	Energy kWh	Number of Customers	% of Customers	% of Customers Cumulative	Avg kWh for the Range	DR w/ HUC (\$)	DR w/o HUC (\$)	CHANGE (\$)	CHANGE (%)	No.
1	< 25 kWh	23	0.05%	0.05%	-159	\$9.88	\$9.88	\$0.00	0.00%	1
2	25 to 50 kWh	35	0.08%	0.13%	38	\$10.72	\$10.77	\$0.05	0.49%	2
3	50 to 75 kWh	45	0.10%	0.23%	65	\$17.54	\$17.68	\$0.14	0.81%	3
4	75 to 100 kWh	81	0.18%	0.41%	88	\$23.86	\$24.05	\$0.19	0.80%	4
5	100 to 125 kWh	104	0.23%	0.65%	113	\$30.51	\$30.76	\$0.25	0.81%	5
6	125 to 150 kWh	88	0.20%	0.84%	138	\$37.22	\$37.52	\$0.30	0.80%	6
7	150 to 200 kWh	245	0.55%	1.39%	178	\$48.03	\$48.42	\$0.39	0.81%	7
8	200 to 250 kWh	389	0.87%	2.27%	227	\$61.18	\$61.67	\$0.49	0.81%	8
9	250 to 300 kWh	612	1.37%	3.64%	277	\$74.83	\$75.43	\$0.60	0.81%	9
10	300 to 350 kWh	878	1.97%	5.61%	327	\$88.12	\$88.84	\$0.72	0.81%	10
11	350 to 400 kWh	1235	2.77%	8.38%	377	\$106.93	\$107.79	\$0.86	0.80%	11
12	400 to 450 kWh	1787	4.01%	12.39%	426	\$130.12	\$131.17	\$1.05	0.80%	12
13	450 to 500 kWh	2188	4.91%	17.30%	476	\$153.50	\$154.73	\$1.23	0.80%	13
14	500 to 550 kWh	2596	5.82%	23.12%	525	\$177.07	\$178.49	\$1.42	0.80%	14
15	550 to 600 kWh	2926	6.56%	29.68%	575	\$200.38	\$201.99	\$1.61	0.80%	15
16	600 to 650 kWh	3071	6.89%	36.57%	625	\$224.19	\$225.99	\$1.80	0.80%	16
17	650 to 700 kWh	3026	6.79%	43.36%	675	\$247.69	\$249.68	\$1.99	0.80%	17
18	700 to 800 kWh	5576	12.51%	55.87%	749	\$282.45	\$284.72	\$2.27	0.80%	18
19	800 to 900 kWh	4565	10.24%	66.11%	848	\$329.49	\$332.13	\$2.64	0.80%	19
20	900 to 1000 kWh	3486	7.82%	73.93%	948	\$376.41	\$379.44	\$3.03	0.80%	20
21	1000 to 1500 kWh	6896	15.47%	89.40%	1184	\$496.70	\$491.55	(\$5.15)	-1.04%	21
22	1500 to 2000 kWh	1923	4.31%	93.71%	1709	\$784.52	\$741.47	(\$43.05)	-5.49%	22
23	2000 to 3000 kWh	1210	2.71%	96.43%	2411	\$1,170.61	\$1,075.57	(\$95.04)	-8.12%	23
24	> 3000 kWh	1594	3.58%	100.00%	6146	\$3,223.43	\$2,852.00	(\$371.43)	-11.52%	24
25	TOTAL	44579	100.00%	100.00%	1019	\$431.43	\$414.31	(\$17.12)	-3.97%	25

Note: DR w/ HUC reflects SDG&E’s residential tiered rate schedule (Schedule DR) effective November 1, 2018 (AL 3290-E). DR w/o HUC is SDG&E’s proposal to eliminate the HUC Charge.

Declaration of Cynthia Fang  
November 30, 2018

APPENDIX C – ATTACHMENT E  
ILLUSTRATIVE HUC CUSTOMERS BY MONTH  
SAN DIEGO GAS AND ELECTRIC COMPANY  
PETITION FOR MODIFICATION OF D.15-07-001 AND D.17-07-006

**Typical Monthly Residential Energy Charges at DR w/ HUC and DR w/o HUC  
Coastal Customers  
Non-CARE, June, All Electric**

Line										Line
No.	Energy kWh	Number of Customers	% of Customers	% of Customers Cumulative	Avg kWh for the Range	DR w/ HUC (\$)	DR w/o HUC (\$)	CHANGE (\$)	CHANGE (%)	No.
1	< 25 kWh	3	0.07%	0.07%	9	\$9.87	\$9.87	\$0.00	0.00%	1
2	25 to 50 kWh	11	0.24%	0.30%	41	\$11.36	\$11.44	\$0.08	0.74%	2
3	50 to 75 kWh	23	0.50%	0.80%	64	\$17.51	\$17.65	\$0.14	0.81%	3
4	75 to 100 kWh	30	0.65%	1.45%	87	\$23.47	\$23.66	\$0.19	0.80%	4
5	100 to 125 kWh	41	0.89%	2.34%	114	\$30.92	\$31.17	\$0.25	0.80%	5
6	125 to 150 kWh	41	0.89%	3.22%	138	\$37.39	\$37.70	\$0.31	0.81%	6
7	150 to 200 kWh	107	2.32%	5.54%	175	\$47.35	\$47.73	\$0.38	0.81%	7
8	200 to 250 kWh	133	2.88%	8.42%	227	\$61.42	\$61.91	\$0.49	0.80%	8
9	250 to 300 kWh	134	2.90%	11.32%	276	\$74.47	\$75.07	\$0.60	0.80%	9
10	300 to 350 kWh	197	4.26%	15.58%	326	\$89.55	\$90.27	\$0.72	0.80%	10
11	350 to 400 kWh	204	4.42%	20.00%	375	\$111.28	\$112.17	\$0.89	0.80%	11
12	400 to 450 kWh	245	5.30%	25.30%	426	\$135.67	\$136.76	\$1.09	0.80%	12
13	450 to 500 kWh	251	5.43%	30.74%	475	\$158.53	\$159.81	\$1.28	0.80%	13
14	500 to 550 kWh	251	5.43%	36.17%	526	\$181.27	\$182.73	\$1.46	0.80%	14
15	550 to 600 kWh	248	5.37%	41.54%	575	\$205.43	\$207.08	\$1.65	0.80%	15
16	600 to 650 kWh	262	5.67%	47.21%	624	\$228.67	\$230.50	\$1.83	0.80%	16
17	650 to 700 kWh	276	5.97%	53.18%	675	\$253.04	\$255.07	\$2.03	0.80%	17
18	700 to 800 kWh	498	10.78%	63.96%	750	\$288.08	\$290.39	\$2.31	0.80%	18
19	800 to 900 kWh	439	9.50%	73.46%	847	\$334.25	\$336.93	\$2.68	0.80%	19
20	900 to 1000 kWh	325	7.04%	80.50%	948	\$381.93	\$384.99	\$3.06	0.80%	20
21	1000 to 1500 kWh	615	13.31%	93.81%	1181	\$506.16	\$495.71	(\$10.45)	-2.06%	21
22	1500 to 2000 kWh	136	2.94%	96.75%	1710	\$796.98	\$747.38	(\$49.60)	-6.22%	22
23	2000 to 3000 kWh	80	1.73%	98.49%	2419	\$1,187.18	\$1,085.04	(\$102.14)	-8.60%	23
24	> 3000 kWh	70	1.52%	100.00%	4785	\$2,487.48	\$2,210.27	(\$277.21)	-11.14%	24
25	TOTAL	4620	100.00%	100.00%	786	\$318.17	\$310.71	(\$7.46)	-2.35%	25

Note: DR w/ HUC reflects SDG&E’s residential tiered rate schedule (Schedule DR) effective November 1, 2018 (AL 3290-E). DR w/o HUC is SDG&E’s proposal to eliminate the HUC Charge.

Declaration of Cynthia Fang  
November 30, 2018

APPENDIX C – ATTACHMENT E  
ILLUSTRATIVE HUC CUSTOMERS BY MONTH  
SAN DIEGO GAS AND ELECTRIC COMPANY  
PETITION FOR MODIFICATION OF D.15-07-001 AND D.17-07-006

**Typical Monthly Residential Energy Charges at DR w/ HUC and DR w/o HUC**  
**Coastal Customers**  
**Non-CARE, July, Basic**

Line										Line
No.	Energy kWh	Number of Customers	% of Customers	% of Customers Cumulative	Avg kWh for the Range	DR w/ HUC (\$)	DR w/o HUC (\$)	CHANGE (\$)	CHANGE (%)	No.
1	< 25 kWh	23	0.05%	0.05%	-149	\$10.21	\$10.21	\$0.00	0.00%	1
2	25 to 50 kWh	24	0.05%	0.11%	38	\$11.16	\$11.22	\$0.06	0.48%	2
3	50 to 75 kWh	29	0.07%	0.17%	62	\$16.90	\$17.03	\$0.13	0.81%	3
4	75 to 100 kWh	25	0.06%	0.23%	87	\$23.70	\$23.90	\$0.20	0.81%	4
5	100 to 125 kWh	44	0.10%	0.33%	111	\$30.00	\$30.24	\$0.24	0.81%	5
6	125 to 150 kWh	46	0.10%	0.43%	139	\$37.71	\$38.02	\$0.31	0.80%	6
7	150 to 200 kWh	96	0.22%	0.64%	175	\$47.38	\$47.76	\$0.38	0.80%	7
8	200 to 250 kWh	130	0.29%	0.94%	227	\$61.03	\$61.52	\$0.49	0.81%	8
9	250 to 300 kWh	159	0.36%	1.29%	276	\$74.47	\$75.07	\$0.60	0.81%	9
10	300 to 350 kWh	164	0.37%	1.66%	326	\$88.12	\$88.83	\$0.71	0.81%	10
11	350 to 400 kWh	183	0.41%	2.07%	373	\$103.28	\$104.11	\$0.83	0.81%	11
12	400 to 450 kWh	214	0.48%	2.55%	424	\$126.91	\$127.93	\$1.02	0.81%	12
13	450 to 500 kWh	241	0.54%	3.09%	476	\$151.58	\$152.80	\$1.22	0.81%	13
14	500 to 550 kWh	256	0.57%	3.67%	526	\$175.17	\$176.58	\$1.41	0.81%	14
15	550 to 600 kWh	282	0.63%	4.30%	576	\$198.67	\$200.27	\$1.60	0.81%	15
16	600 to 650 kWh	372	0.83%	5.13%	625	\$221.87	\$223.66	\$1.79	0.81%	16
17	650 to 700 kWh	476	1.07%	6.20%	677	\$246.10	\$248.09	\$1.99	0.81%	17
18	700 to 800 kWh	1192	2.67%	8.88%	752	\$281.53	\$283.79	\$2.26	0.81%	18
19	800 to 900 kWh	1797	4.03%	12.91%	854	\$329.80	\$332.45	\$2.65	0.80%	19
20	900 to 1000 kWh	2640	5.92%	18.83%	953	\$376.39	\$379.42	\$3.03	0.80%	20
21	1000 to 1500 kWh	22068	49.50%	68.33%	1233	\$518.37	\$512.46	(\$5.91)	-1.14%	21
22	1500 to 2000 kWh	7519	16.87%	85.20%	1702	\$775.42	\$735.65	(\$39.77)	-5.13%	22
23	2000 to 3000 kWh	3855	8.65%	93.85%	2377	\$1,146.27	\$1,056.58	(\$89.69)	-7.83%	23
24	> 3000 kWh	2744	6.16%	100.00%	5812	\$3,034.95	\$2,690.98	(\$343.97)	-11.33%	24
25	TOTAL	44579	100.00%	100.00%	1601	\$726.01	\$687.88	(\$38.13)	-5.25%	25

Note: DR w/ HUC reflects SDG&E's residential tiered rate schedule (Schedule DR) effective November 1, 2018 (AL 3290-E). DR w/o HUC is SDG&E's proposal to eliminate the HUC Charge.

Declaration of Cynthia Fang  
November 30, 2018

APPENDIX C – ATTACHMENT E  
ILLUSTRATIVE HUC CUSTOMERS BY MONTH  
SAN DIEGO GAS AND ELECTRIC COMPANY  
PETITION FOR MODIFICATION OF D.15-07-001 AND D.17-07-006

**Typical Monthly Residential Energy Charges at DR w/ HUC and DR w/o HUC  
Coastal Customers  
Non-CARE, July, All Electric**

Line No.	Energy kWh	Number of Customers	% of Customers	% of Customers Cumulative	Avg kWh for the Range	DR w/ HUC (\$)	DR w/o HUC (\$)	CHANGE (\$)	CHANGE (%)	Line No.
1	< 25 kWh	3	0.07%	0.07%	13	\$10.21	\$10.21	\$0.00	0.00%	1
2	25 to 50 kWh	9	0.20%	0.26%	39	\$11.22	\$11.27	\$0.05	0.48%	2
3	50 to 75 kWh	6	0.13%	0.39%	60	\$16.21	\$16.35	\$0.14	0.81%	3
4	75 to 100 kWh	13	0.28%	0.67%	88	\$23.78	\$23.97	\$0.19	0.80%	4
5	100 to 125 kWh	12	0.26%	0.93%	114	\$30.72	\$30.97	\$0.25	0.81%	5
6	125 to 150 kWh	18	0.39%	1.32%	135	\$36.62	\$36.92	\$0.30	0.81%	6
7	150 to 200 kWh	34	0.74%	2.06%	174	\$46.94	\$47.32	\$0.38	0.80%	7
8	200 to 250 kWh	37	0.80%	2.86%	223	\$60.21	\$60.70	\$0.49	0.80%	8
9	250 to 300 kWh	53	1.15%	4.01%	274	\$73.87	\$74.45	\$0.58	0.80%	9
10	300 to 350 kWh	36	0.78%	4.78%	329	\$89.34	\$90.05	\$0.71	0.79%	10
11	350 to 400 kWh	49	1.06%	5.85%	377	\$110.71	\$111.59	\$0.88	0.79%	11
12	400 to 450 kWh	52	1.13%	6.97%	425	\$132.98	\$134.03	\$1.05	0.79%	12
13	450 to 500 kWh	68	1.47%	8.44%	478	\$157.97	\$159.23	\$1.26	0.80%	13
14	500 to 550 kWh	57	1.23%	9.68%	525	\$180.27	\$181.70	\$1.43	0.80%	14
15	550 to 600 kWh	63	1.36%	11.04%	575	\$204.08	\$205.70	\$1.62	0.80%	15
16	600 to 650 kWh	90	1.95%	12.99%	625	\$227.80	\$229.62	\$1.82	0.80%	16
17	650 to 700 kWh	94	2.04%	15.02%	675	\$251.26	\$253.27	\$2.01	0.80%	17
18	700 to 800 kWh	245	5.30%	20.33%	752	\$287.55	\$289.85	\$2.30	0.80%	18
19	800 to 900 kWh	362	7.84%	28.16%	852	\$334.47	\$337.15	\$2.68	0.80%	19
20	900 to 1000 kWh	480	10.39%	38.55%	954	\$382.35	\$385.41	\$3.06	0.80%	20
21	1000 to 1500 kWh	2101	45.48%	84.03%	1183	\$501.79	\$493.58	(\$8.21)	-1.64%	21
22	1500 to 2000 kWh	389	8.42%	92.45%	1697	\$785.11	\$738.90	(\$46.21)	-5.89%	22
23	2000 to 3000 kWh	210	4.55%	96.99%	2371	\$1,153.48	\$1,057.62	(\$95.86)	-8.31%	23
24	> 3000 kWh	139	3.01%	100.00%	4859	\$2,523.73	\$2,243.49	(\$280.24)	-11.10%	24
25	TOTAL	4620	100.00%	100.00%	1206	\$526.11	\$506.52	(\$19.59)	-3.72%	25

Note: DR w/ HUC reflects SDG&E’s residential tiered rate schedule (Schedule DR) effective November 1, 2018 (AL 3290-E). DR w/o HUC is SDG&E’s proposal to eliminate the HUC Charge.

Declaration of Cynthia Fang  
November 30, 2018

APPENDIX C – ATTACHMENT E  
ILLUSTRATIVE HUC CUSTOMERS BY MONTH  
SAN DIEGO GAS AND ELECTRIC COMPANY  
PETITION FOR MODIFICATION OF D.15-07-001 AND D.17-07-006

**Typical Monthly Residential Energy Charges at DR w/ HUC and DR w/o HUC  
Coastal Customers  
Non-CARE, August, Basic**

Line No.	Energy kWh	Number of Customers	% of Customers	% of Customers Cumulative	Avg kWh for the Range	DR w/ HUC (\$)	DR w/o HUC (\$)	CHANGE (\$)	CHANGE (%)	Line No.
1	< 25 kWh	28	0.06%	0.06%	-77	\$10.21	\$10.21	\$0.00	0.00%	1
2	25 to 50 kWh	27	0.06%	0.12%	38	\$11.10	\$11.16	\$0.06	0.55%	2
3	50 to 75 kWh	17	0.04%	0.16%	64	\$17.42	\$17.56	\$0.14	0.81%	3
4	75 to 100 kWh	29	0.07%	0.23%	89	\$24.15	\$24.35	\$0.20	0.81%	4
5	100 to 125 kWh	36	0.08%	0.31%	110	\$29.90	\$30.14	\$0.24	0.81%	5
6	125 to 150 kWh	40	0.09%	0.40%	139	\$37.56	\$37.86	\$0.30	0.80%	6
7	150 to 200 kWh	102	0.23%	0.63%	177	\$47.90	\$48.29	\$0.39	0.81%	7
8	200 to 250 kWh	84	0.19%	0.82%	227	\$61.24	\$61.74	\$0.50	0.81%	8
9	250 to 300 kWh	115	0.26%	1.07%	277	\$74.82	\$75.43	\$0.61	0.81%	9
10	300 to 350 kWh	168	0.38%	1.45%	326	\$88.11	\$88.82	\$0.71	0.81%	10
11	350 to 400 kWh	158	0.35%	1.80%	374	\$103.78	\$104.62	\$0.84	0.81%	11
12	400 to 450 kWh	170	0.38%	2.19%	426	\$127.60	\$128.63	\$1.03	0.81%	12
13	450 to 500 kWh	193	0.43%	2.62%	476	\$151.31	\$152.53	\$1.22	0.81%	13
14	500 to 550 kWh	208	0.47%	3.09%	526	\$174.83	\$176.24	\$1.41	0.81%	14
15	550 to 600 kWh	226	0.51%	3.59%	576	\$198.43	\$200.03	\$1.60	0.81%	15
16	600 to 650 kWh	308	0.69%	4.28%	625	\$221.51	\$223.30	\$1.79	0.81%	16
17	650 to 700 kWh	333	0.75%	5.03%	676	\$245.22	\$247.19	\$1.97	0.81%	17
18	700 to 800 kWh	852	1.91%	6.94%	754	\$282.37	\$284.64	\$2.27	0.81%	18
19	800 to 900 kWh	1187	2.66%	9.60%	852	\$328.65	\$331.30	\$2.65	0.80%	19
20	900 to 1000 kWh	1893	4.25%	13.85%	952	\$375.62	\$378.64	\$3.02	0.80%	20
21	1000 to 1500 kWh	22883	51.33%	65.18%	1243	\$523.36	\$516.98	(\$6.38)	-1.22%	21
22	1500 to 2000 kWh	8312	18.65%	83.83%	1701	\$774.51	\$734.87	(\$39.64)	-5.12%	22
23	2000 to 3000 kWh	4241	9.51%	93.34%	2380	\$1,148.03	\$1,058.11	(\$89.92)	-7.83%	23
24	> 3000 kWh	2969	6.66%	100.00%	5865	\$3,063.85	\$2,716.00	(\$347.85)	-11.35%	24
25	TOTAL	44579	100.00%	100.00%	1672	\$763.97	\$721.88	(\$42.09)	-5.51%	25

Note: DR w/ HUC reflects SDG&E’s residential tiered rate schedule (Schedule DR) effective November 1, 2018 (AL 3290-E). DR w/o HUC is SDG&E’s proposal to eliminate the HUC Charge.

Declaration of Cynthia Fang  
November 30, 2018



APPENDIX C – ATTACHMENT E  
ILLUSTRATIVE HUC CUSTOMERS BY MONTH  
SAN DIEGO GAS AND ELECTRIC COMPANY  
PETITION FOR MODIFICATION OF D.15-07-001 AND D.17-07-006

**Typical Monthly Residential Energy Charges at DR w/ HUC and DR w/o HUC  
Coastal Customers  
Non-CARE, August, All Electric**

Line No.	Energy kWh	Number of Customers	% of Customers	% of Customers Cumulative	Avg kWh for the Range	DR w/ HUC (\$)	DR w/o HUC (\$)	CHANGE (\$)	CHANGE (%)	Line No.
1	< 25 kWh	5	0.11%	0.11%	9	\$10.21	\$10.21	\$0.00	0.00%	1
2	25 to 50 kWh	5	0.11%	0.22%	34	\$10.66	\$10.69	\$0.03	0.32%	2
3	50 to 75 kWh	6	0.13%	0.35%	61	\$16.67	\$16.80	\$0.13	0.81%	3
4	75 to 100 kWh	7	0.15%	0.50%	92	\$24.80	\$25.00	\$0.20	0.80%	4
5	100 to 125 kWh	10	0.22%	0.71%	113	\$30.67	\$30.91	\$0.24	0.80%	5
6	125 to 150 kWh	11	0.24%	0.95%	133	\$36.09	\$36.38	\$0.29	0.80%	6
7	150 to 200 kWh	33	0.71%	1.67%	175	\$47.27	\$47.65	\$0.38	0.81%	7
8	200 to 250 kWh	23	0.50%	2.16%	226	\$61.14	\$61.63	\$0.49	0.81%	8
9	250 to 300 kWh	32	0.69%	2.86%	275	\$74.31	\$74.90	\$0.59	0.80%	9
10	300 to 350 kWh	42	0.91%	3.77%	323	\$87.60	\$88.30	\$0.70	0.79%	10
11	350 to 400 kWh	49	1.06%	4.83%	376	\$110.13	\$111.00	\$0.87	0.79%	11
12	400 to 450 kWh	60	1.30%	6.13%	425	\$133.25	\$134.30	\$1.05	0.79%	12
13	450 to 500 kWh	46	1.00%	7.12%	477	\$157.73	\$158.98	\$1.25	0.80%	13
14	500 to 550 kWh	59	1.28%	8.40%	527	\$181.10	\$182.54	\$1.44	0.80%	14
15	550 to 600 kWh	45	0.97%	9.37%	581	\$206.57	\$208.22	\$1.65	0.80%	15
16	600 to 650 kWh	53	1.15%	10.52%	625	\$227.52	\$229.34	\$1.82	0.80%	16
17	650 to 700 kWh	64	1.39%	11.91%	673	\$249.99	\$251.99	\$2.00	0.80%	17
18	700 to 800 kWh	152	3.29%	15.20%	753	\$288.00	\$290.30	\$2.30	0.80%	18
19	800 to 900 kWh	174	3.77%	18.96%	851	\$333.56	\$336.23	\$2.67	0.80%	19
20	900 to 1000 kWh	280	6.06%	25.02%	953	\$381.82	\$384.87	\$3.05	0.80%	20
21	1000 to 1500 kWh	2559	55.39%	80.41%	1185	\$503.34	\$494.97	(\$8.37)	-1.66%	21
22	1500 to 2000 kWh	496	10.74%	91.15%	1691	\$782.23	\$736.46	(\$45.77)	-5.85%	22
23	2000 to 3000 kWh	251	5.43%	96.58%	2380	\$1,159.19	\$1,062.58	(\$96.61)	-8.34%	23
24	> 3000 kWh	158	3.42%	100.00%	4751	\$2,464.02	\$2,191.82	(\$272.20)	-11.05%	24
25	TOTAL	4620	100.00%	100.00%	1296	\$572.25	\$548.65	(\$23.60)	-4.13%	25

Note: DR w/ HUC reflects SDG&E's residential tiered rate schedule (Schedule DR) effective November 1, 2018 (AL 3290-E). DR w/o HUC is SDG&E's proposal to eliminate the HUC Charge.

APPENDIX C – ATTACHMENT E  
ILLUSTRATIVE HUC CUSTOMERS BY MONTH  
SAN DIEGO GAS AND ELECTRIC COMPANY  
PETITION FOR MODIFICATION OF D.15-07-001 AND D.17-07-006

**Typical Monthly Residential Energy Charges at DR w/ HUC and DR w/o HUC  
Coastal Customers  
Non-CARE, September, Basic**

Line										Line
No.	Energy kWh	Number of Customers	% of Customers	% of Customers Cumulative	Avg kWh for the Range	DR w/ HUC (\$)	DR w/o HUC (\$)	CHANGE (\$)	CHANGE (%)	No.
1	< 25 kWh	35	0.08%	0.08%	4	\$9.94	\$9.94	\$0.00	0.00%	1
2	25 to 50 kWh	35	0.08%	0.16%	36	\$10.83	\$10.87	\$0.04	0.38%	2
3	50 to 75 kWh	65	0.15%	0.30%	64	\$17.40	\$17.54	\$0.14	0.81%	3
4	75 to 100 kWh	85	0.19%	0.50%	89	\$24.01	\$24.20	\$0.19	0.81%	4
5	100 to 125 kWh	100	0.22%	0.72%	114	\$30.72	\$30.97	\$0.25	0.81%	5
6	125 to 150 kWh	99	0.22%	0.94%	138	\$37.26	\$37.56	\$0.30	0.81%	6
7	150 to 200 kWh	197	0.44%	1.38%	176	\$47.45	\$47.83	\$0.38	0.81%	7
8	200 to 250 kWh	244	0.55%	1.93%	227	\$61.20	\$61.69	\$0.49	0.81%	8
9	250 to 300 kWh	301	0.68%	2.61%	275	\$74.14	\$74.74	\$0.60	0.81%	9
10	300 to 350 kWh	386	0.87%	3.47%	326	\$87.93	\$88.64	\$0.71	0.81%	10
11	350 to 400 kWh	432	0.97%	4.44%	376	\$106.11	\$106.96	\$0.85	0.80%	11
12	400 to 450 kWh	550	1.23%	5.67%	426	\$130.10	\$131.14	\$1.04	0.80%	12
13	450 to 500 kWh	658	1.48%	7.15%	476	\$153.72	\$154.96	\$1.24	0.80%	13
14	500 to 550 kWh	836	1.88%	9.03%	525	\$176.56	\$177.98	\$1.42	0.80%	14
15	550 to 600 kWh	1048	2.35%	11.38%	576	\$200.94	\$202.55	\$1.61	0.80%	15
16	600 to 650 kWh	1285	2.88%	14.26%	627	\$224.68	\$226.49	\$1.81	0.80%	16
17	650 to 700 kWh	1602	3.59%	17.85%	676	\$247.70	\$249.69	\$1.99	0.80%	17
18	700 to 800 kWh	4206	9.44%	27.29%	753	\$284.08	\$286.37	\$2.29	0.80%	18
19	800 to 900 kWh	5051	11.33%	38.62%	851	\$330.46	\$333.12	\$2.66	0.80%	19
20	900 to 1000 kWh	4967	11.14%	49.76%	949	\$376.71	\$379.74	\$3.03	0.80%	20
21	1000 to 1500 kWh	14347	32.18%	81.94%	1194	\$502.00	\$496.31	(\$5.69)	-1.13%	21
22	1500 to 2000 kWh	3778	8.48%	90.42%	1700	\$779.88	\$737.45	(\$42.43)	-5.44%	22
23	2000 to 3000 kWh	2192	4.92%	95.34%	2391	\$1,159.51	\$1,065.97	(\$93.54)	-8.07%	23
24	> 3000 kWh	2080	4.67%	100.00%	6032	\$3,160.87	\$2,797.87	(\$363.00)	-11.48%	24
25	TOTAL	44579	100.00%	100.00%	1290	\$568.73	\$542.86	(\$25.87)	-4.55%	25

Note: DR w/ HUC reflects SDG&E’s residential tiered rate schedule (Schedule DR) effective November 1, 2018 (AL 3290-E). DR w/o HUC is SDG&E’s proposal to eliminate the HUC Charge.

Declaration of Cynthia Fang  
November 30, 2018

APPENDIX C – ATTACHMENT E  
ILLUSTRATIVE HUC CUSTOMERS BY MONTH  
SAN DIEGO GAS AND ELECTRIC COMPANY  
PETITION FOR MODIFICATION OF D.15-07-001 AND D.17-07-006

**Typical Monthly Residential Energy Charges at DR w/ HUC and DR w/o HUC  
Coastal Customers  
Non-CARE, September, All Electric**

Line										Line
No.	Energy kWh	Number of Customers	% of Customers	% of Customers Cumulative	Avg kWh for the Range	DR w/ HUC (\$)	DR w/o HUC (\$)	CHANGE (\$)	CHANGE (%)	No.
1	< 25 kWh	6	0.13%	0.13%	12	\$9.88	\$9.88	\$0.00	0.00%	1
2	25 to 50 kWh	6	0.13%	0.26%	38	\$10.89	\$10.95	\$0.06	0.55%	2
3	50 to 75 kWh	21	0.46%	0.72%	66	\$17.90	\$18.05	\$0.15	0.81%	3
4	75 to 100 kWh	29	0.63%	1.34%	87	\$23.60	\$23.79	\$0.19	0.80%	4
5	100 to 125 kWh	38	0.82%	2.17%	113	\$30.56	\$30.80	\$0.24	0.81%	5
6	125 to 150 kWh	38	0.82%	2.99%	138	\$37.21	\$37.51	\$0.30	0.80%	6
7	150 to 200 kWh	72	1.56%	4.55%	174	\$46.55	\$46.93	\$0.38	0.80%	7
8	200 to 250 kWh	114	2.47%	7.02%	227	\$61.38	\$61.88	\$0.50	0.81%	8
9	250 to 300 kWh	102	2.21%	9.22%	273	\$73.69	\$74.28	\$0.59	0.81%	9
10	300 to 350 kWh	119	2.58%	11.80%	323	\$87.93	\$88.63	\$0.70	0.80%	10
11	350 to 400 kWh	115	2.49%	14.29%	377	\$112.46	\$113.36	\$0.90	0.80%	11
12	400 to 450 kWh	124	2.68%	16.97%	424	\$134.90	\$135.98	\$1.08	0.80%	12
13	450 to 500 kWh	119	2.58%	19.55%	473	\$157.79	\$159.05	\$1.26	0.80%	13
14	500 to 550 kWh	136	2.94%	22.49%	527	\$182.79	\$184.26	\$1.47	0.80%	14
15	550 to 600 kWh	151	3.27%	25.76%	573	\$204.80	\$206.44	\$1.64	0.80%	15
16	600 to 650 kWh	156	3.38%	29.14%	627	\$229.99	\$231.84	\$1.85	0.80%	16
17	650 to 700 kWh	209	4.52%	33.66%	676	\$252.54	\$254.57	\$2.03	0.80%	17
18	700 to 800 kWh	405	8.77%	42.43%	752	\$288.24	\$290.56	\$2.32	0.80%	18
19	800 to 900 kWh	448	9.70%	52.12%	851	\$335.80	\$338.49	\$2.69	0.80%	19
20	900 to 1000 kWh	432	9.35%	61.48%	952	\$383.77	\$386.84	\$3.07	0.80%	20
21	1000 to 1500 kWh	1271	27.51%	88.99%	1170	\$500.26	\$490.60	(\$9.66)	-1.93%	21
22	1500 to 2000 kWh	267	5.78%	94.77%	1715	\$799.80	\$749.82	(\$49.98)	-6.25%	22
23	2000 to 3000 kWh	149	3.23%	97.99%	2431	\$1,193.30	\$1,090.34	(\$102.96)	-8.63%	23
24	> 3000 kWh	93	2.01%	100.00%	5016	\$2,614.29	\$2,320.01	(\$294.28)	-11.26%	24
25	TOTAL	4620	100.00%	100.00%	982	\$417.37	\$403.72	(\$13.65)	-3.27%	25

Note: DR w/ HUC reflects SDG&E’s residential tiered rate schedule (Schedule DR) effective November 1, 2018 (AL 3290-E). DR w/o HUC is SDG&E’s proposal to eliminate the HUC Charge.

Declaration of Cynthia Fang  
November 30, 2018

APPENDIX C – ATTACHMENT E  
ILLUSTRATIVE HUC CUSTOMERS BY MONTH  
SAN DIEGO GAS AND ELECTRIC COMPANY  
PETITION FOR MODIFICATION OF D.15-07-001 AND D.17-07-006

**Typical Monthly Residential Energy Charges at DR w/ HUC and DR w/o HUC  
Coastal Customers  
Non-CARE, October, Basic**

Line										Line
No.	Energy kWh	Number of Customers	% of Customers	% of Customers Cumulative	Avg kWh for the Range	DR w/ HUC (\$)	DR w/o HUC (\$)	CHANGE (\$)	CHANGE (%)	No.
1	< 25 kWh	30	0.07%	0.07%	4	\$10.28	\$10.28	\$0.00	0.00%	1
2	25 to 50 kWh	43	0.10%	0.16%	37	\$11.12	\$11.17	\$0.05	0.44%	2
3	50 to 75 kWh	73	0.16%	0.33%	64	\$17.34	\$17.48	\$0.14	0.80%	3
4	75 to 100 kWh	86	0.19%	0.52%	88	\$23.80	\$23.99	\$0.19	0.81%	4
5	100 to 125 kWh	109	0.25%	0.77%	114	\$30.91	\$31.16	\$0.25	0.81%	5
6	125 to 150 kWh	110	0.25%	1.01%	138	\$37.26	\$37.56	\$0.30	0.80%	6
7	150 to 200 kWh	242	0.54%	1.56%	176	\$47.54	\$47.93	\$0.39	0.81%	7
8	200 to 250 kWh	315	0.71%	2.26%	226	\$61.11	\$61.60	\$0.49	0.81%	8
9	250 to 300 kWh	389	0.87%	3.14%	277	\$74.69	\$75.30	\$0.61	0.81%	9
10	300 to 350 kWh	492	1.10%	4.24%	326	\$87.84	\$88.55	\$0.71	0.81%	10
11	350 to 400 kWh	617	1.38%	5.62%	376	\$104.59	\$105.44	\$0.85	0.81%	11
12	400 to 450 kWh	876	1.97%	7.59%	426	\$127.54	\$128.57	\$1.03	0.81%	12
13	450 to 500 kWh	1144	2.57%	10.15%	476	\$151.20	\$152.42	\$1.22	0.81%	13
14	500 to 550 kWh	1445	3.24%	13.40%	526	\$174.51	\$175.92	\$1.41	0.81%	14
15	550 to 600 kWh	1864	4.18%	17.58%	576	\$197.94	\$199.53	\$1.59	0.81%	15
16	600 to 650 kWh	2106	4.72%	22.30%	625	\$221.76	\$223.55	\$1.79	0.81%	16
17	650 to 700 kWh	2418	5.42%	27.72%	676	\$245.36	\$247.34	\$1.98	0.81%	17
18	700 to 800 kWh	5093	11.43%	39.15%	751	\$280.95	\$283.21	\$2.26	0.81%	18
19	800 to 900 kWh	5097	11.43%	50.58%	849	\$327.23	\$329.86	\$2.63	0.80%	19
20	900 to 1000 kWh	4425	9.93%	60.51%	948	\$374.03	\$377.04	\$3.01	0.80%	20
21	1000 to 1500 kWh	11150	25.01%	85.52%	1189	\$495.24	\$491.69	(\$3.55)	-0.72%	21
22	1500 to 2000 kWh	2838	6.37%	91.89%	1709	\$779.42	\$739.14	(\$40.28)	-5.17%	22
23	2000 to 3000 kWh	1695	3.80%	95.69%	2396	\$1,156.94	\$1,065.84	(\$91.10)	-7.88%	23
24	> 3000 kWh	1922	4.31%	100.00%	6137	\$3,213.18	\$2,845.22	(\$367.96)	-11.45%	24
25	TOTAL	44579	100.00%	100.00%	1181	\$510.77	\$489.24	(\$21.53)	-4.22%	25

Note: DR w/ HUC reflects SDG&E’s residential tiered rate schedule (Schedule DR) effective November 1, 2018 (AL 3290-E). DR w/o HUC is SDG&E’s proposal to eliminate the HUC Charge.

Declaration of Cynthia Fang  
November 30, 2018

APPENDIX C – ATTACHMENT E  
ILLUSTRATIVE HUC CUSTOMERS BY MONTH  
SAN DIEGO GAS AND ELECTRIC COMPANY  
PETITION FOR MODIFICATION OF D.15-07-001 AND D.17-07-006

**Typical Monthly Residential Energy Charges at DR w/ HUC and DR w/o HUC  
Coastal Customers  
Non-CARE, October, All Electric**

Line										Line
No.	Energy kWh	Number of Customers	% of Customers	% of Customers Cumulative	Avg kWh for the Range	DR w/ HUC (\$)	DR w/o HUC (\$)	CHANGE (\$)	CHANGE (%)	No.
1	< 25 kWh	5	0.11%	0.11%	14	\$10.21	\$10.21	\$0.00	0.00%	1
2	25 to 50 kWh	11	0.24%	0.35%	38	\$11.19	\$11.24	\$0.05	0.47%	2
3	50 to 75 kWh	12	0.26%	0.61%	62	\$16.80	\$16.93	\$0.13	0.81%	3
4	75 to 100 kWh	37	0.80%	1.41%	90	\$24.12	\$24.31	\$0.19	0.81%	4
5	100 to 125 kWh	43	0.93%	2.34%	114	\$30.80	\$31.05	\$0.25	0.81%	5
6	125 to 150 kWh	42	0.91%	3.25%	136	\$36.79	\$37.08	\$0.29	0.80%	6
7	150 to 200 kWh	104	2.25%	5.50%	174	\$47.02	\$47.40	\$0.38	0.81%	7
8	200 to 250 kWh	106	2.29%	7.79%	226	\$61.17	\$61.67	\$0.50	0.81%	8
9	250 to 300 kWh	117	2.53%	10.32%	275	\$74.14	\$74.73	\$0.59	0.80%	9
10	300 to 350 kWh	147	3.18%	13.51%	328	\$89.16	\$89.87	\$0.71	0.79%	10
11	350 to 400 kWh	127	2.75%	16.26%	375	\$108.87	\$109.73	\$0.86	0.79%	11
12	400 to 450 kWh	171	3.70%	19.96%	425	\$133.16	\$134.22	\$1.06	0.79%	12
13	450 to 500 kWh	155	3.36%	23.31%	474	\$155.64	\$156.87	\$1.23	0.80%	13
14	500 to 550 kWh	180	3.90%	27.21%	525	\$180.40	\$181.83	\$1.43	0.80%	14
15	550 to 600 kWh	201	4.35%	31.56%	575	\$203.32	\$204.94	\$1.62	0.80%	15
16	600 to 650 kWh	198	4.29%	35.84%	625	\$227.13	\$228.95	\$1.82	0.80%	16
17	650 to 700 kWh	223	4.83%	40.67%	675	\$250.50	\$252.50	\$2.00	0.80%	17
18	700 to 800 kWh	450	9.74%	50.41%	749	\$285.52	\$287.80	\$2.28	0.80%	18
19	800 to 900 kWh	447	9.68%	60.09%	848	\$332.77	\$335.43	\$2.66	0.80%	19
20	900 to 1000 kWh	367	7.94%	68.03%	952	\$381.69	\$384.74	\$3.05	0.80%	20
21	1000 to 1500 kWh	1053	22.79%	90.82%	1182	\$502.17	\$493.99	(\$8.18)	-1.63%	21
22	1500 to 2000 kWh	219	4.74%	95.56%	1717	\$796.63	\$748.93	(\$47.70)	-5.99%	22
23	2000 to 3000 kWh	126	2.73%	98.29%	2412	\$1,178.57	\$1,079.44	(\$99.13)	-8.41%	23
24	> 3000 kWh	79	1.71%	100.00%	4996	\$2,598.99	\$2,308.61	(\$290.38)	-11.17%	24
25	TOTAL	4620	100.00%	100.00%	909	\$378.04	\$367.44	(\$10.60)	-2.81%	25

Note: DR w/ HUC reflects SDG&E's residential tiered rate schedule (Schedule DR) effective November 1, 2018 (AL 3290-E). DR w/o HUC is SDG&E's proposal to eliminate the HUC Charge.

Declaration of Cynthia Fang  
November 30, 2018

APPENDIX C – ATTACHMENT E  
ILLUSTRATIVE HUC CUSTOMERS BY MONTH  
SAN DIEGO GAS AND ELECTRIC COMPANY  
PETITION FOR MODIFICATION OF D.15-07-001 AND D.17-07-006

**Typical Monthly Residential Energy Charges at DR w/ HUC and DR w/o HUC  
Coastal Customers  
Non-CARE, November, Basic**

Line										Line
No.	Energy kWh	Number of Customers	% of Customers	% of Customers Cumulative	Avg kWh for the Range	DR w/ HUC (\$)	DR w/o HUC (\$)	CHANGE (\$)	CHANGE (%)	No.
1	< 25 kWh	35	0.08%	0.08%	-2	\$9.88	\$9.88	\$0.00	0.00%	1
2	25 to 50 kWh	56	0.13%	0.21%	38	\$10.13	\$10.17	\$0.04	0.32%	2
3	50 to 75 kWh	97	0.22%	0.42%	63	\$14.52	\$14.66	\$0.14	0.94%	3
4	75 to 100 kWh	113	0.25%	0.68%	89	\$20.42	\$20.61	\$0.19	0.94%	4
5	100 to 125 kWh	123	0.28%	0.95%	113	\$26.04	\$26.29	\$0.25	0.94%	5
6	125 to 150 kWh	141	0.32%	1.27%	138	\$31.76	\$32.06	\$0.30	0.94%	6
7	150 to 200 kWh	388	0.87%	2.14%	176	\$40.31	\$40.69	\$0.38	0.94%	7
8	200 to 250 kWh	498	1.12%	3.26%	227	\$52.00	\$52.49	\$0.49	0.94%	8
9	250 to 300 kWh	817	1.83%	5.09%	277	\$63.41	\$64.01	\$0.60	0.95%	9
10	300 to 350 kWh	1169	2.62%	7.71%	327	\$74.72	\$75.43	\$0.71	0.95%	10
11	350 to 400 kWh	1672	3.75%	11.46%	376	\$89.21	\$90.05	\$0.84	0.94%	11
12	400 to 450 kWh	2135	4.79%	16.25%	425	\$108.80	\$109.82	\$1.02	0.94%	12
13	450 to 500 kWh	2669	5.99%	22.24%	476	\$129.09	\$130.30	\$1.21	0.94%	13
14	500 to 550 kWh	2753	6.18%	28.41%	525	\$148.64	\$150.04	\$1.40	0.94%	14
15	550 to 600 kWh	2830	6.35%	34.76%	575	\$168.69	\$170.29	\$1.60	0.94%	15
16	600 to 650 kWh	2817	6.32%	41.08%	625	\$188.89	\$190.68	\$1.79	0.94%	16
17	650 to 700 kWh	2732	6.13%	47.21%	675	\$208.74	\$210.71	\$1.97	0.94%	17
18	700 to 800 kWh	4860	10.90%	58.11%	748	\$238.20	\$240.45	\$2.25	0.95%	18
19	800 to 900 kWh	4026	9.03%	67.14%	848	\$278.06	\$280.69	\$2.63	0.95%	19
20	900 to 1000 kWh	3200	7.18%	74.32%	949	\$318.55	\$321.56	\$3.01	0.95%	20
21	1000 to 1500 kWh	6915	15.51%	89.83%	1184	\$419.12	\$416.44	(\$2.68)	-0.64%	21
22	1500 to 2000 kWh	1781	4.00%	93.83%	1707	\$661.78	\$627.87	(\$33.91)	-5.12%	22
23	2000 to 3000 kWh	1181	2.65%	96.48%	2405	\$987.61	\$910.25	(\$77.36)	-7.83%	23
24	> 3000 kWh	1571	3.52%	100.00%	5890	\$2,613.11	\$2,319.00	(\$294.11)	-11.26%	24
25	TOTAL	44579	100.00%	100.00%	981	\$348.88	\$336.01	(\$12.87)	-3.69%	25

Note: DR w/ HUC reflects SDG&E’s residential tiered rate schedule (Schedule DR) effective November 1, 2018 (AL 3290-E). DR w/o HUC is SDG&E’s proposal to eliminate the HUC Charge.

Declaration of Cynthia Fang  
November 30, 2018

APPENDIX C – ATTACHMENT E  
ILLUSTRATIVE HUC CUSTOMERS BY MONTH  
SAN DIEGO GAS AND ELECTRIC COMPANY  
PETITION FOR MODIFICATION OF D.15-07-001 AND D.17-07-006

**Typical Monthly Residential Energy Charges at DR w/ HUC and DR w/o HUC  
Coastal Customers  
Non-CARE, November, All Electric**

Line										Line
No.	Energy kWh	Number of Customers	% of Customers	% of Customers Cumulative	Avg kWh for the Range	DR w/ HUC (\$)	DR w/o HUC (\$)	CHANGE (\$)	CHANGE (%)	No.
1	< 25 kWh	12	0.26%	0.26%	12	\$9.88	\$9.88	\$0.00	0.00%	1
2	25 to 50 kWh	9	0.20%	0.46%	36	\$10.15	\$10.18	\$0.03	0.33%	2
3	50 to 75 kWh	36	0.78%	1.23%	63	\$14.62	\$14.75	\$0.13	0.95%	3
4	75 to 100 kWh	47	1.02%	2.25%	89	\$20.53	\$20.72	\$0.19	0.95%	4
5	100 to 125 kWh	62	1.34%	3.59%	114	\$26.09	\$26.33	\$0.24	0.94%	5
6	125 to 150 kWh	71	1.54%	5.13%	137	\$31.39	\$31.68	\$0.29	0.95%	6
7	150 to 200 kWh	134	2.90%	8.03%	176	\$40.43	\$40.81	\$0.38	0.95%	7
8	200 to 250 kWh	186	4.03%	12.06%	226	\$51.81	\$52.30	\$0.49	0.94%	8
9	250 to 300 kWh	202	4.37%	16.43%	276	\$63.13	\$63.72	\$0.59	0.95%	9
10	300 to 350 kWh	238	5.15%	21.58%	326	\$74.51	\$75.21	\$0.70	0.95%	10
11	350 to 400 kWh	264	5.71%	27.29%	376	\$86.01	\$86.82	\$0.81	0.94%	11
12	400 to 450 kWh	293	6.34%	33.64%	426	\$96.90	\$97.83	\$0.93	0.95%	12
13	450 to 500 kWh	258	5.58%	39.22%	475	\$108.19	\$109.22	\$1.03	0.95%	13
14	500 to 550 kWh	241	5.22%	44.44%	525	\$120.82	\$121.97	\$1.15	0.95%	14
15	550 to 600 kWh	235	5.09%	49.52%	574	\$139.69	\$141.01	\$1.32	0.95%	15
16	600 to 650 kWh	221	4.78%	54.31%	624	\$159.41	\$160.91	\$1.50	0.95%	16
17	650 to 700 kWh	229	4.96%	59.26%	675	\$179.92	\$181.62	\$1.70	0.95%	17
18	700 to 800 kWh	387	8.38%	67.64%	748	\$209.11	\$211.09	\$1.98	0.95%	18
19	800 to 900 kWh	314	6.80%	74.44%	851	\$250.51	\$252.89	\$2.38	0.95%	19
20	900 to 1000 kWh	252	5.46%	79.89%	947	\$288.50	\$291.24	\$2.74	0.95%	20
21	1000 to 1500 kWh	601	13.01%	92.90%	1193	\$387.60	\$391.27	\$3.67	0.95%	21
22	1500 to 2000 kWh	161	3.49%	96.39%	1720	\$606.57	\$604.30	(\$2.27)	-0.37%	22
23	2000 to 3000 kWh	102	2.21%	98.60%	2349	\$898.50	\$858.42	(\$40.08)	-4.46%	23
24	> 3000 kWh	65	1.41%	100.00%	4952	\$2,112.71	\$1,910.72	(\$201.99)	-9.56%	24
25	TOTAL	4620	100.00%	100.00%	752	\$229.51	\$227.21	(\$2.30)	-1.00%	25

Note: DR w/ HUC reflects SDG&E’s residential tiered rate schedule (Schedule DR) effective November 1, 2018 (AL 3290-E). DR w/o HUC is SDG&E’s proposal to eliminate the HUC Charge.

Declaration of Cynthia Fang  
November 30, 2018

APPENDIX C – ATTACHMENT E  
ILLUSTRATIVE HUC CUSTOMERS BY MONTH  
SAN DIEGO GAS AND ELECTRIC COMPANY  
PETITION FOR MODIFICATION OF D.15-07-001 AND D.17-07-006

**Typical Monthly Residential Energy Charges at DR w/ HUC and DR w/o HUC  
Coastal Customers  
Non-CARE, December, Basic**

Line No.	Energy kWh	Number of Customers	% of Customers	% of Customers Cumulative	Avg kWh for the Range	DR w/ HUC (\$)	DR w/o HUC (\$)	CHANGE (\$)	CHANGE (%)	Line No.
1	< 25 kWh	27	0.06%	0.06%	0	\$10.21	\$10.21	\$0.00	0.00%	1
2	25 to 50 kWh	61	0.14%	0.20%	40	\$10.43	\$10.47	\$0.04	0.32%	2
3	50 to 75 kWh	83	0.19%	0.38%	63	\$14.60	\$14.74	\$0.14	0.95%	3
4	75 to 100 kWh	97	0.22%	0.60%	88	\$20.13	\$20.32	\$0.19	0.94%	4
5	100 to 125 kWh	114	0.26%	0.86%	112	\$25.82	\$26.06	\$0.24	0.94%	5
6	125 to 150 kWh	139	0.31%	1.17%	139	\$31.82	\$32.12	\$0.30	0.94%	6
7	150 to 200 kWh	343	0.77%	1.94%	175	\$40.14	\$40.52	\$0.38	0.94%	7
8	200 to 250 kWh	421	0.94%	2.88%	226	\$51.79	\$52.27	\$0.48	0.94%	8
9	250 to 300 kWh	637	1.43%	4.31%	277	\$63.45	\$64.05	\$0.60	0.95%	9
10	300 to 350 kWh	870	1.95%	6.26%	327	\$74.70	\$75.41	\$0.71	0.95%	10
11	350 to 400 kWh	1200	2.69%	8.96%	376	\$87.71	\$88.54	\$0.83	0.95%	11
12	400 to 450 kWh	1494	3.35%	12.31%	426	\$106.77	\$107.78	\$1.01	0.94%	12
13	450 to 500 kWh	1781	4.00%	16.30%	476	\$126.96	\$128.16	\$1.20	0.95%	13
14	500 to 550 kWh	2224	4.99%	21.29%	525	\$146.58	\$147.97	\$1.39	0.95%	14
15	550 to 600 kWh	2332	5.23%	26.52%	575	\$166.76	\$168.34	\$1.58	0.95%	15
16	600 to 650 kWh	2345	5.26%	31.78%	625	\$186.62	\$188.38	\$1.76	0.95%	16
17	650 to 700 kWh	2390	5.36%	37.14%	675	\$206.67	\$208.63	\$1.96	0.95%	17
18	700 to 800 kWh	4527	10.16%	47.30%	750	\$236.51	\$238.75	\$2.24	0.95%	18
19	800 to 900 kWh	4080	9.15%	56.45%	850	\$276.77	\$279.39	\$2.62	0.95%	19
20	900 to 1000 kWh	3419	7.67%	64.12%	949	\$316.39	\$319.38	\$2.99	0.95%	20
21	1000 to 1500 kWh	10169	22.81%	86.93%	1202	\$423.70	\$421.72	(\$1.98)	-0.47%	21
22	1500 to 2000 kWh	2571	5.77%	92.70%	1705	\$656.73	\$625.26	(\$31.47)	-4.79%	22
23	2000 to 3000 kWh	1578	3.54%	96.24%	2390	\$976.02	\$901.97	(\$74.05)	-7.59%	23
24	> 3000 kWh	1677	3.76%	100.00%	5815	\$2,573.70	\$2,286.61	(\$287.09)	-11.16%	24
25	TOTAL	44579	100.00%	100.00%	1086	\$390.87	\$376.37	(\$14.50)	-3.71%	25

Note: DR w/ HUC reflects SDG&E’s residential tiered rate schedule (Schedule DR) effective November 1, 2018 (AL 3290-E). DR w/o HUC is SDG&E’s proposal to eliminate the HUC Charge.

Declaration of Cynthia Fang  
November 30, 2018



APPENDIX C – ATTACHMENT E  
ILLUSTRATIVE HUC CUSTOMERS BY MONTH  
SAN DIEGO GAS AND ELECTRIC COMPANY  
PETITION FOR MODIFICATION OF D.15-07-001 AND D.17-07-006

**Typical Monthly Residential Energy Charges at DR w/ HUC and DR w/o HUC  
Coastal Customers  
Non-CARE, December, All Electric**

Line No.	Energy kWh	Number of Customers	% of Customers	% of Customers Cumulative	Avg kWh for the Range	DR w/ HUC (\$)	DR w/o HUC (\$)	CHANGE (\$)	CHANGE (%)	Line No.
1	< 25 kWh	7	0.15%	0.15%	12	\$10.21	\$10.21	\$0.00	0.00%	1
2	25 to 50 kWh	16	0.35%	0.50%	40	\$10.45	\$10.49	\$0.04	0.37%	2
3	50 to 75 kWh	34	0.74%	1.23%	63	\$14.55	\$14.68	\$0.13	0.95%	3
4	75 to 100 kWh	42	0.91%	2.14%	87	\$20.08	\$20.27	\$0.19	0.94%	4
5	100 to 125 kWh	67	1.45%	3.59%	113	\$26.02	\$26.27	\$0.25	0.94%	5
6	125 to 150 kWh	56	1.21%	4.81%	138	\$31.69	\$31.99	\$0.30	0.94%	6
7	150 to 200 kWh	137	2.97%	7.77%	177	\$40.67	\$41.06	\$0.39	0.94%	7
8	200 to 250 kWh	168	3.64%	11.41%	225	\$51.49	\$51.97	\$0.48	0.94%	8
9	250 to 300 kWh	197	4.26%	15.67%	275	\$62.97	\$63.56	\$0.59	0.94%	9
10	300 to 350 kWh	248	5.37%	21.04%	324	\$73.98	\$74.68	\$0.70	0.94%	10
11	350 to 400 kWh	237	5.13%	26.17%	377	\$86.27	\$87.08	\$0.81	0.94%	11
12	400 to 450 kWh	219	4.74%	30.91%	427	\$97.34	\$98.27	\$0.93	0.95%	12
13	450 to 500 kWh	243	5.26%	36.17%	476	\$108.34	\$109.37	\$1.03	0.95%	13
14	500 to 550 kWh	239	5.17%	41.34%	524	\$120.05	\$121.19	\$1.14	0.95%	14
15	550 to 600 kWh	227	4.91%	46.25%	576	\$136.96	\$138.27	\$1.31	0.95%	15
16	600 to 650 kWh	201	4.35%	50.61%	623	\$155.87	\$157.35	\$1.48	0.95%	16
17	650 to 700 kWh	198	4.29%	54.89%	674	\$176.67	\$178.35	\$1.68	0.95%	17
18	700 to 800 kWh	338	7.32%	62.21%	749	\$206.56	\$208.53	\$1.97	0.95%	18
19	800 to 900 kWh	291	6.30%	68.51%	850	\$246.85	\$249.20	\$2.35	0.95%	19
20	900 to 1000 kWh	219	4.74%	73.25%	947	\$286.05	\$288.77	\$2.72	0.95%	20
21	1000 to 1500 kWh	709	15.35%	88.59%	1214	\$392.49	\$396.22	\$3.73	0.95%	21
22	1500 to 2000 kWh	272	5.89%	94.48%	1713	\$597.81	\$598.24	\$0.43	0.07%	22
23	2000 to 3000 kWh	161	3.49%	97.96%	2387	\$909.39	\$870.63	(\$38.76)	-4.26%	23
24	> 3000 kWh	94	2.04%	100.00%	4986	\$2,121.71	\$1,921.30	(\$200.41)	-9.45%	24
25	TOTAL	4620	100.00%	100.00%	848	\$267.38	\$263.47	(\$3.91)	-1.46%	25

Note: DR w/ HUC reflects SDG&E’s residential tiered rate schedule (Schedule DR) effective November 1, 2018 (AL 3290-E). DR w/o HUC is SDG&E’s proposal to eliminate the HUC Charge.

Declaration of Cynthia Fang  
November 30, 2018

APPENDIX C – ATTACHMENT E  
ILLUSTRATIVE HUC CUSTOMERS BY MONTH  
SAN DIEGO GAS AND ELECTRIC COMPANY  
PETITION FOR MODIFICATION OF D.15-07-001 AND D.17-07-006

**Typical Monthly Residential Energy Charges at DR w/ HUC and DR w/o HUC  
Desert Customers  
CARE, January, Basic**

Line No.	Energy kWh	Number of Customers	% of Customers	% of Customers Cumulative	Avg kWh for the Range	DR w/ HUC (\$)	DR w/o HUC (\$)	CHANGE (\$)	CHANGE (%)	Line No.
1	< 25 kWh	0	0.00%	0.00%	0	\$0.00	\$0.00	\$0.00	0.00%	1
2	25 to 50 kWh	0	0.00%	0.00%	0	\$0.00	\$0.00	\$0.00	0.00%	2
3	50 to 75 kWh	1	6.67%	6.67%	70	\$9.84	\$9.93	\$0.09	0.92%	3
4	75 to 100 kWh	0	0.00%	6.67%	0	\$0.00	\$0.00	\$0.00	0.00%	4
5	100 to 125 kWh	0	0.00%	6.67%	0	\$0.00	\$0.00	\$0.00	0.00%	5
6	125 to 150 kWh	0	0.00%	6.67%	0	\$0.00	\$0.00	\$0.00	0.00%	6
7	150 to 200 kWh	0	0.00%	6.67%	0	\$0.00	\$0.00	\$0.00	0.00%	7
8	200 to 250 kWh	2	13.33%	20.00%	217	\$30.56	\$30.86	\$0.30	0.97%	8
9	250 to 300 kWh	2	13.33%	33.33%	273	\$38.44	\$38.81	\$0.37	0.96%	9
10	300 to 350 kWh	1	6.67%	40.00%	341	\$47.92	\$48.38	\$0.46	0.96%	10
11	350 to 400 kWh	1	6.67%	46.67%	358	\$50.29	\$50.77	\$0.48	0.95%	11
12	400 to 450 kWh	1	6.67%	53.33%	420	\$59.00	\$59.57	\$0.57	0.97%	12
13	450 to 500 kWh	3	20.00%	73.33%	465	\$68.38	\$69.03	\$0.65	0.96%	13
14	500 to 550 kWh	1	6.67%	80.00%	515	\$80.77	\$81.54	\$0.77	0.95%	14
15	550 to 600 kWh	1	6.67%	86.67%	594	\$100.59	\$101.56	\$0.97	0.96%	15
16	600 to 650 kWh	1	6.67%	93.34%	637	\$111.39	\$112.45	\$1.06	0.95%	16
17	650 to 700 kWh	0	0.00%	93.34%	0	\$0.00	\$0.00	\$0.00	0.00%	17
18	700 to 800 kWh	0	0.00%	93.34%	0	\$0.00	\$0.00	\$0.00	0.00%	18
19	800 to 900 kWh	0	0.00%	93.34%	0	\$0.00	\$0.00	\$0.00	0.00%	19
20	900 to 1000 kWh	0	0.00%	93.34%	0	\$0.00	\$0.00	\$0.00	0.00%	20
21	1000 to 1500 kWh	1	6.67%	100.00%	1427	\$312.94	\$312.68	(\$0.26)	-0.08%	21
22	1500 to 2000 kWh	0	0.00%	100.00%	0	\$0.00	\$0.00	\$0.00	0.00%	22
23	2000 to 3000 kWh	0	0.00%	100.00%	0	\$0.00	\$0.00	\$0.00	0.00%	23
24	> 3000 kWh	0	0.00%	100.00%	0	\$0.00	\$0.00	\$0.00	0.00%	24
25	TOTAL	15	100.00%	100.00%	449	\$74.39	\$74.89	\$0.50	0.67%	25

Note: DR w/ HUC reflects SDG&E’s residential tiered rate schedule (Schedule DR) effective November 1, 2018 (AL 3290-E). DR w/o HUC is SDG&E’s proposal to eliminate the HUC Charge.

Declaration of Cynthia Fang  
November 30, 2018

APPENDIX C – ATTACHMENT E  
 ILLUSTRATIVE HUC CUSTOMERS BY MONTH  
 SAN DIEGO GAS AND ELECTRIC COMPANY  
 PETITION FOR MODIFICATION OF D.15-07-001 AND D.17-07-006

**Typical Monthly Residential Energy Charges at DR w/ HUC and DR w/o HUC  
 Desert Customers  
 CARE, January, All Electric**

Line									Line	
No.	Energy kWh	Number of Customers	% of Customers	% of Customers Cumulative	Avg kWh for the Range	DR w/ HUC (\$)	DR w/o HUC (\$)	CHANGE (\$)	CHANGE (%)	No.
1	< 25 kWh	0	0.00%	0.00%	0	\$0.00	\$0.00	\$0.00	0.00%	1
2	25 to 50 kWh	0	0.00%	0.00%	0	\$0.00	\$0.00	\$0.00	0.00%	2
3	50 to 75 kWh	0	0.00%	0.00%	0	\$0.00	\$0.00	\$0.00	0.00%	3
4	75 to 100 kWh	1	7.14%	7.14%	87	\$12.23	\$12.34	\$0.11	0.90%	4
5	100 to 125 kWh	0	0.00%	7.14%	0	\$0.00	\$0.00	\$0.00	0.00%	5
6	125 to 150 kWh	0	0.00%	7.14%	0	\$0.00	\$0.00	\$0.00	0.00%	6
7	150 to 200 kWh	0	0.00%	7.14%	0	\$0.00	\$0.00	\$0.00	0.00%	7
8	200 to 250 kWh	0	0.00%	7.14%	0	\$0.00	\$0.00	\$0.00	0.00%	8
9	250 to 300 kWh	0	0.00%	7.14%	0	\$0.00	\$0.00	\$0.00	0.00%	9
10	300 to 350 kWh	1	7.14%	14.29%	309	\$43.42	\$43.83	\$0.41	0.94%	10
11	350 to 400 kWh	1	7.14%	21.43%	390	\$54.80	\$55.32	\$0.52	0.95%	11
12	400 to 450 kWh	0	0.00%	21.43%	0	\$0.00	\$0.00	\$0.00	0.00%	12
13	450 to 500 kWh	1	7.14%	28.57%	484	\$68.00	\$68.65	\$0.65	0.96%	13
14	500 to 550 kWh	1	7.14%	35.72%	543	\$76.30	\$77.03	\$0.73	0.96%	14
15	550 to 600 kWh	0	0.00%	35.72%	0	\$0.00	\$0.00	\$0.00	0.00%	15
16	600 to 650 kWh	0	0.00%	35.72%	0	\$0.00	\$0.00	\$0.00	0.00%	16
17	650 to 700 kWh	0	0.00%	35.72%	0	\$0.00	\$0.00	\$0.00	0.00%	17
18	700 to 800 kWh	1	7.14%	42.86%	734	\$103.13	\$104.12	\$0.99	0.96%	18
19	800 to 900 kWh	1	7.14%	50.00%	845	\$123.05	\$124.22	\$1.17	0.95%	19
20	900 to 1000 kWh	1	7.14%	57.14%	941	\$147.15	\$148.55	\$1.40	0.95%	20
21	1000 to 1500 kWh	6	42.86%	100.00%	1173	\$205.39	\$207.35	\$1.96	0.95%	21
22	1500 to 2000 kWh	0	0.00%	100.00%	0	\$0.00	\$0.00	\$0.00	0.00%	22
23	2000 to 3000 kWh	0	0.00%	100.00%	0	\$0.00	\$0.00	\$0.00	0.00%	23
24	> 3000 kWh	0	0.00%	100.00%	0	\$0.00	\$0.00	\$0.00	0.00%	24
25	TOTAL	14	100.00%	100.00%	812	\$132.89	\$134.15	\$1.26	0.95%	25

Note: DR w/ HUC reflects SDG&E's residential tiered rate schedule (Schedule DR) effective November 1, 2018 (AL 3290-E). DR w/o HUC is SDG&E's proposal to eliminate the HUC Charge.

Declaration of Cynthia Fang  
 November 30, 2018

APPENDIX C – ATTACHMENT E  
ILLUSTRATIVE HUC CUSTOMERS BY MONTH  
SAN DIEGO GAS AND ELECTRIC COMPANY  
PETITION FOR MODIFICATION OF D.15-07-001 AND D.17-07-006

**Typical Monthly Residential Energy Charges at DR w/ HUC and DR w/o HUC  
Desert Customers  
CARE, February, Basic**

Line No.	Energy kWh	Number of Customers	% of Customers	% of Customers Cumulative	Avg kWh for the Range	DR w/ HUC (\$)	DR w/o HUC (\$)	CHANGE (\$)	CHANGE (%)	Line No.
1	< 25 kWh	0	0.00%	0.00%	0	\$0.00	\$0.00	\$0.00	0.00%	1
2	25 to 50 kWh	0	0.00%	0.00%	0	\$0.00	\$0.00	\$0.00	0.00%	2
3	50 to 75 kWh	0	0.00%	0.00%	0	\$0.00	\$0.00	\$0.00	0.00%	3
4	75 to 100 kWh	0	0.00%	0.00%	0	\$0.00	\$0.00	\$0.00	0.00%	4
5	100 to 125 kWh	0	0.00%	0.00%	0	\$0.00	\$0.00	\$0.00	0.00%	5
6	125 to 150 kWh	2	13.33%	13.33%	135	\$19.04	\$19.22	\$0.18	0.95%	6
7	150 to 200 kWh	0	0.00%	13.33%	0	\$0.00	\$0.00	\$0.00	0.00%	7
8	200 to 250 kWh	3	20.00%	33.33%	228	\$32.04	\$32.35	\$0.31	0.96%	8
9	250 to 300 kWh	1	6.67%	40.00%	277	\$38.92	\$39.30	\$0.38	0.98%	9
10	300 to 350 kWh	2	13.33%	53.33%	321	\$45.18	\$45.61	\$0.43	0.96%	10
11	350 to 400 kWh	1	6.67%	60.00%	389	\$54.66	\$55.18	\$0.52	0.95%	11
12	400 to 450 kWh	2	13.33%	73.33%	418	\$61.06	\$61.65	\$0.59	0.96%	12
13	450 to 500 kWh	0	0.00%	73.33%	0	\$0.00	\$0.00	\$0.00	0.00%	13
14	500 to 550 kWh	0	0.00%	73.33%	0	\$0.00	\$0.00	\$0.00	0.00%	14
15	550 to 600 kWh	1	6.67%	80.00%	561	\$96.96	\$97.88	\$0.92	0.95%	15
16	600 to 650 kWh	1	6.67%	86.67%	607	\$108.52	\$109.55	\$1.03	0.95%	16
17	650 to 700 kWh	1	6.67%	93.33%	678	\$126.33	\$127.54	\$1.21	0.96%	17
18	700 to 800 kWh	0	0.00%	93.33%	0	\$0.00	\$0.00	\$0.00	0.00%	18
19	800 to 900 kWh	0	0.00%	93.33%	0	\$0.00	\$0.00	\$0.00	0.00%	19
20	900 to 1000 kWh	0	0.00%	93.33%	0	\$0.00	\$0.00	\$0.00	0.00%	20
21	1000 to 1500 kWh	1	6.67%	100.00%	1295	\$284.45	\$283.92	(\$0.53)	-0.19%	21
22	1500 to 2000 kWh	0	0.00%	100.00%	0	\$0.00	\$0.00	\$0.00	0.00%	22
23	2000 to 3000 kWh	0	0.00%	100.00%	0	\$0.00	\$0.00	\$0.00	0.00%	23
24	> 3000 kWh	0	0.00%	100.00%	0	\$0.00	\$0.00	\$0.00	0.00%	24
25	TOTAL	15	100.00%	100.00%	416	\$70.43	\$70.89	\$0.46	0.65%	25

Note: DR w/ HUC reflects SDG&E's residential tiered rate schedule (Schedule DR) effective November 1, 2018 (AL 3290-E). DR w/o HUC is SDG&E's proposal to eliminate the HUC Charge.

APPENDIX C – ATTACHMENT E  
 ILLUSTRATIVE HUC CUSTOMERS BY MONTH  
 SAN DIEGO GAS AND ELECTRIC COMPANY  
 PETITION FOR MODIFICATION OF D.15-07-001 AND D.17-07-006

**Typical Monthly Residential Energy Charges at DR w/ HUC and DR w/o HUC  
 Desert Customers  
 CARE, February, All Electric**

Line										Line
No.	Energy kWh	Number of Customers	% of Customers	% of Customers Cumulative	Avg kWh for the Range	DR w/ HUC (\$)	DR w/o HUC (\$)	CHANGE (\$)	CHANGE (%)	No.
1	< 25 kWh	0	0.00%	0.00%	0	\$0.00	\$0.00	\$0.00	0.00%	1
2	25 to 50 kWh	0	0.00%	0.00%	0	\$0.00	\$0.00	\$0.00	0.00%	2
3	50 to 75 kWh	0	0.00%	0.00%	0	\$0.00	\$0.00	\$0.00	0.00%	3
4	75 to 100 kWh	1	7.14%	7.14%	78	\$10.96	\$11.07	\$0.11	1.00%	4
5	100 to 125 kWh	0	0.00%	7.14%	0	\$0.00	\$0.00	\$0.00	0.00%	5
6	125 to 150 kWh	0	0.00%	7.14%	0	\$0.00	\$0.00	\$0.00	0.00%	6
7	150 to 200 kWh	0	0.00%	7.14%	0	\$0.00	\$0.00	\$0.00	0.00%	7
8	200 to 250 kWh	0	0.00%	7.14%	0	\$0.00	\$0.00	\$0.00	0.00%	8
9	250 to 300 kWh	0	0.00%	7.14%	0	\$0.00	\$0.00	\$0.00	0.00%	9
10	300 to 350 kWh	1	7.14%	14.29%	303	\$42.57	\$42.98	\$0.41	0.96%	10
11	350 to 400 kWh	1	7.14%	21.43%	359	\$50.44	\$50.92	\$0.48	0.95%	11
12	400 to 450 kWh	1	7.14%	28.57%	412	\$57.89	\$58.45	\$0.56	0.97%	12
13	450 to 500 kWh	1	7.14%	35.72%	478	\$67.17	\$67.81	\$0.64	0.95%	13
14	500 to 550 kWh	0	0.00%	35.72%	0	\$0.00	\$0.00	\$0.00	0.00%	14
15	550 to 600 kWh	1	7.14%	42.86%	591	\$83.03	\$83.83	\$0.80	0.96%	15
16	600 to 650 kWh	0	0.00%	42.86%	0	\$0.00	\$0.00	\$0.00	0.00%	16
17	650 to 700 kWh	0	0.00%	42.86%	0	\$0.00	\$0.00	\$0.00	0.00%	17
18	700 to 800 kWh	1	7.14%	50.00%	748	\$107.30	\$108.34	\$1.04	0.97%	18
19	800 to 900 kWh	0	0.00%	50.00%	0	\$0.00	\$0.00	\$0.00	0.00%	19
20	900 to 1000 kWh	1	7.14%	57.14%	912	\$148.48	\$149.90	\$1.42	0.96%	20
21	1000 to 1500 kWh	6	42.86%	100.00%	1152	\$208.74	\$210.73	\$1.99	0.95%	21
22	1500 to 2000 kWh	0	0.00%	100.00%	0	\$0.00	\$0.00	\$0.00	0.00%	22
23	2000 to 3000 kWh	0	0.00%	100.00%	0	\$0.00	\$0.00	\$0.00	0.00%	23
24	> 3000 kWh	0	0.00%	100.00%	0	\$0.00	\$0.00	\$0.00	0.00%	24
25	TOTAL	14	100.00%	100.00%	770	\$130.02	\$131.26	\$1.24	0.96%	25

Note: DR w/ HUC reflects SDG&E's residential tiered rate schedule (Schedule DR) effective November 1, 2018 (AL 3290-E). DR w/o HUC is SDG&E's proposal to eliminate the HUC Charge.

APPENDIX C – ATTACHMENT E  
ILLUSTRATIVE HUC CUSTOMERS BY MONTH  
SAN DIEGO GAS AND ELECTRIC COMPANY  
PETITION FOR MODIFICATION OF D.15-07-001 AND D.17-07-006

**Typical Monthly Residential Energy Charges at DR w/ HUC and DR w/o HUC**  
**Desert Customers**  
**CARE, March, Basic**

Line										Line
No.	Energy kWh	Number of Customers	% of Customers	% of Customers Cumulative	Avg kWh for the Range	DR w/ HUC (\$)	DR w/o HUC (\$)	CHANGE (\$)	CHANGE (%)	No.
1	< 25 kWh	0	0.00%	0.00%	0	\$0.00	\$0.00	\$0.00	0.00%	1
2	25 to 50 kWh	0	0.00%	0.00%	0	\$0.00	\$0.00	\$0.00	0.00%	2
3	50 to 75 kWh	0	0.00%	0.00%	0	\$0.00	\$0.00	\$0.00	0.00%	3
4	75 to 100 kWh	1	6.67%	6.67%	99	\$13.91	\$14.04	\$0.13	0.94%	4
5	100 to 125 kWh	0	0.00%	6.67%	0	\$0.00	\$0.00	\$0.00	0.00%	5
6	125 to 150 kWh	0	0.00%	6.67%	0	\$0.00	\$0.00	\$0.00	0.00%	6
7	150 to 200 kWh	0	0.00%	6.67%	0	\$0.00	\$0.00	\$0.00	0.00%	7
8	200 to 250 kWh	1	6.67%	13.33%	230	\$32.33	\$32.63	\$0.30	0.93%	8
9	250 to 300 kWh	3	20.00%	33.33%	288	\$40.48	\$40.86	\$0.38	0.94%	9
10	300 to 350 kWh	1	6.67%	40.00%	334	\$46.93	\$47.38	\$0.45	0.96%	10
11	350 to 400 kWh	1	6.67%	46.67%	355	\$49.87	\$50.35	\$0.48	0.96%	11
12	400 to 450 kWh	3	20.00%	66.67%	431	\$60.56	\$61.14	\$0.58	0.95%	12
13	450 to 500 kWh	1	6.67%	73.34%	481	\$72.22	\$72.92	\$0.70	0.97%	13
14	500 to 550 kWh	0	0.00%	73.34%	0	\$0.00	\$0.00	\$0.00	0.00%	14
15	550 to 600 kWh	1	6.67%	80.00%	593	\$100.34	\$101.30	\$0.96	0.96%	15
16	600 to 650 kWh	1	6.67%	86.67%	639	\$111.90	\$112.97	\$1.07	0.96%	16
17	650 to 700 kWh	1	6.67%	93.34%	661	\$117.42	\$118.54	\$1.12	0.95%	17
18	700 to 800 kWh	0	0.00%	93.34%	0	\$0.00	\$0.00	\$0.00	0.00%	18
19	800 to 900 kWh	0	0.00%	93.34%	0	\$0.00	\$0.00	\$0.00	0.00%	19
20	900 to 1000 kWh	0	0.00%	93.34%	0	\$0.00	\$0.00	\$0.00	0.00%	20
21	1000 to 1500 kWh	0	0.00%	93.34%	0	\$0.00	\$0.00	\$0.00	0.00%	21
22	1500 to 2000 kWh	1	6.67%	100.00%	1715	\$397.50	\$385.68	(\$11.82)	-2.97%	22
23	2000 to 3000 kWh	0	0.00%	100.00%	0	\$0.00	\$0.00	\$0.00	0.00%	23
24	> 3000 kWh	0	0.00%	100.00%	0	\$0.00	\$0.00	\$0.00	0.00%	24
25	TOTAL	15	100.00%	100.00%	484	\$83.04	\$82.79	(\$0.25)	-0.30%	25

Note: DR w/ HUC reflects SDG&E's residential tiered rate schedule (Schedule DR) effective November 1, 2018 (AL 3290-E). DR w/o HUC is SDG&E's proposal to eliminate the HUC Charge.

APPENDIX C – ATTACHMENT E  
 ILLUSTRATIVE HUC CUSTOMERS BY MONTH  
 SAN DIEGO GAS AND ELECTRIC COMPANY  
 PETITION FOR MODIFICATION OF D.15-07-001 AND D.17-07-006

**Typical Monthly Residential Energy Charges at DR w/ HUC and DR w/o HUC  
 Desert Customers  
 CARE, March, All Electric**

Line No.	Energy kWh	Number of Customers	% of Customers	% of Customers Cumulative	Avg kWh for the Range	DR w/ HUC (\$)	DR w/o HUC (\$)	CHANGE (\$)	CHANGE (%)	Line No.
1	< 25 kWh	0	0.00%	0.00%	0	\$0.00	\$0.00	\$0.00	0.00%	1
2	25 to 50 kWh	0	0.00%	0.00%	0	\$0.00	\$0.00	\$0.00	0.00%	2
3	50 to 75 kWh	0	0.00%	0.00%	0	\$0.00	\$0.00	\$0.00	0.00%	3
4	75 to 100 kWh	1	7.14%	7.14%	83	\$11.65	\$11.76	\$0.11	0.94%	4
5	100 to 125 kWh	0	0.00%	7.14%	0	\$0.00	\$0.00	\$0.00	0.00%	5
6	125 to 150 kWh	0	0.00%	7.14%	0	\$0.00	\$0.00	\$0.00	0.00%	6
7	150 to 200 kWh	0	0.00%	7.14%	0	\$0.00	\$0.00	\$0.00	0.00%	7
8	200 to 250 kWh	0	0.00%	7.14%	0	\$0.00	\$0.00	\$0.00	0.00%	8
9	250 to 300 kWh	1	7.14%	14.29%	280	\$39.34	\$39.72	\$0.38	0.97%	9
10	300 to 350 kWh	1	7.14%	21.43%	323	\$45.38	\$45.81	\$0.43	0.95%	10
11	350 to 400 kWh	0	0.00%	21.43%	0	\$0.00	\$0.00	\$0.00	0.00%	11
12	400 to 450 kWh	1	7.14%	28.57%	444	\$62.39	\$62.98	\$0.59	0.95%	12
13	450 to 500 kWh	2	14.29%	42.86%	473	\$66.53	\$67.17	\$0.64	0.95%	13
14	500 to 550 kWh	0	0.00%	42.86%	0	\$0.00	\$0.00	\$0.00	0.00%	14
15	550 to 600 kWh	0	0.00%	42.86%	0	\$0.00	\$0.00	\$0.00	0.00%	15
16	600 to 650 kWh	0	0.00%	42.86%	0	\$0.00	\$0.00	\$0.00	0.00%	16
17	650 to 700 kWh	0	0.00%	42.86%	0	\$0.00	\$0.00	\$0.00	0.00%	17
18	700 to 800 kWh	2	14.29%	57.14%	761	\$106.93	\$107.95	\$1.02	0.96%	18
19	800 to 900 kWh	0	0.00%	57.14%	0	\$0.00	\$0.00	\$0.00	0.00%	19
20	900 to 1000 kWh	2	14.29%	71.43%	940	\$146.89	\$148.29	\$1.40	0.95%	20
21	1000 to 1500 kWh	4	28.57%	100.00%	1198	\$211.67	\$213.69	\$2.02	0.95%	21
22	1500 to 2000 kWh	0	0.00%	100.00%	0	\$0.00	\$0.00	\$0.00	0.00%	22
23	2000 to 3000 kWh	0	0.00%	100.00%	0	\$0.00	\$0.00	\$0.00	0.00%	23
24	> 3000 kWh	0	0.00%	100.00%	0	\$0.00	\$0.00	\$0.00	0.00%	24
25	TOTAL	14	100.00%	100.00%	733	\$117.58	\$118.70	\$1.12	0.95%	25

Note: DR w/ HUC reflects SDG&E's residential tiered rate schedule (Schedule DR) effective November 1, 2018 (AL 3290-E). DR w/o HUC is SDG&E's proposal to eliminate the HUC Charge.

Declaration of Cynthia Fang  
 November 30, 2018

APPENDIX C – ATTACHMENT E  
ILLUSTRATIVE HUC CUSTOMERS BY MONTH  
SAN DIEGO GAS AND ELECTRIC COMPANY  
PETITION FOR MODIFICATION OF D.15-07-001 AND D.17-07-006

**Typical Monthly Residential Energy Charges at DR w/ HUC and DR w/o HUC**  
**Desert Customers**  
**CARE, April, Basic**

Line No.	Energy kWh	Number of Customers	% of Customers	% of Customers Cumulative	Avg kWh for the Range	DR w/ HUC (\$)	DR w/o HUC (\$)	CHANGE (\$)	CHANGE (%)	Line No.
1	< 25 kWh	0	0.00%	0.00%	0	\$0.00	\$0.00	\$0.00	0.00%	1
2	25 to 50 kWh	0	0.00%	0.00%	0	\$0.00	\$0.00	\$0.00	0.00%	2
3	50 to 75 kWh	0	0.00%	0.00%	0	\$0.00	\$0.00	\$0.00	0.00%	3
4	75 to 100 kWh	1	6.67%	6.67%	81	\$11.38	\$11.49	\$0.11	0.97%	4
5	100 to 125 kWh	0	0.00%	6.67%	0	\$0.00	\$0.00	\$0.00	0.00%	5
6	125 to 150 kWh	0	0.00%	6.67%	0	\$0.00	\$0.00	\$0.00	0.00%	6
7	150 to 200 kWh	1	6.67%	13.33%	193	\$27.12	\$27.38	\$0.26	0.96%	7
8	200 to 250 kWh	0	0.00%	13.33%	0	\$0.00	\$0.00	\$0.00	0.00%	8
9	250 to 300 kWh	0	0.00%	13.33%	0	\$0.00	\$0.00	\$0.00	0.00%	9
10	300 to 350 kWh	1	6.67%	20.00%	318	\$44.68	\$45.11	\$0.43	0.96%	10
11	350 to 400 kWh	1	6.67%	26.67%	375	\$52.69	\$53.19	\$0.50	0.95%	11
12	400 to 450 kWh	1	6.67%	33.34%	411	\$57.75	\$58.30	\$0.55	0.95%	12
13	450 to 500 kWh	1	6.67%	40.00%	478	\$73.03	\$73.73	\$0.70	0.96%	13
14	500 to 550 kWh	1	6.67%	46.67%	524	\$84.57	\$85.38	\$0.81	0.96%	14
15	550 to 600 kWh	3	20.00%	66.67%	581	\$98.88	\$99.83	\$0.95	0.95%	15
16	600 to 650 kWh	0	0.00%	66.67%	0	\$0.00	\$0.00	\$0.00	0.00%	16
17	650 to 700 kWh	1	6.67%	73.34%	696	\$127.76	\$128.97	\$1.21	0.95%	17
18	700 to 800 kWh	3	20.00%	93.34%	760	\$143.83	\$145.20	\$1.37	0.96%	18
19	800 to 900 kWh	0	0.00%	93.34%	0	\$0.00	\$0.00	\$0.00	0.00%	19
20	900 to 1000 kWh	0	0.00%	93.34%	0	\$0.00	\$0.00	\$0.00	0.00%	20
21	1000 to 1500 kWh	1	6.67%	100.00%	1136	\$238.23	\$240.49	\$2.26	0.95%	21
22	1500 to 2000 kWh	0	0.00%	100.00%	0	\$0.00	\$0.00	\$0.00	0.00%	22
23	2000 to 3000 kWh	0	0.00%	100.00%	0	\$0.00	\$0.00	\$0.00	0.00%	23
24	> 3000 kWh	0	0.00%	100.00%	0	\$0.00	\$0.00	\$0.00	0.00%	24
25	TOTAL	15	100.00%	100.00%	549	\$96.36	\$97.28	\$0.92	0.95%	25

Note: DR w/ HUC reflects SDG&E’s residential tiered rate schedule (Schedule DR) effective November 1, 2018 (AL 3290-E). DR w/o HUC is SDG&E’s proposal to eliminate the HUC Charge.

Declaration of Cynthia Fang  
November 30, 2018



APPENDIX C – ATTACHMENT E  
 ILLUSTRATIVE HUC CUSTOMERS BY MONTH  
 SAN DIEGO GAS AND ELECTRIC COMPANY  
 PETITION FOR MODIFICATION OF D.15-07-001 AND D.17-07-006

**Typical Monthly Residential Energy Charges at DR w/ HUC and DR w/o HUC  
 Desert Customers  
 CARE, April, All Electric**

Line No.	Energy kWh	Number of Customers	% of Customers	% of Customers Cumulative	Avg kWh for the Range	DR w/ HUC (\$)	DR w/o HUC (\$)	CHANGE (\$)	CHANGE (%)	Line No.
1	< 25 kWh	0	0.00%	0.00%	0	\$0.00	\$0.00	\$0.00	0.00%	1
2	25 to 50 kWh	0	0.00%	0.00%	0	\$0.00	\$0.00	\$0.00	0.00%	2
3	50 to 75 kWh	0	0.00%	0.00%	0	\$0.00	\$0.00	\$0.00	0.00%	3
4	75 to 100 kWh	0	0.00%	0.00%	0	\$0.00	\$0.00	\$0.00	0.00%	4
5	100 to 125 kWh	0	0.00%	0.00%	0	\$0.00	\$0.00	\$0.00	0.00%	5
6	125 to 150 kWh	0	0.00%	0.00%	0	\$0.00	\$0.00	\$0.00	0.00%	6
7	150 to 200 kWh	0	0.00%	0.00%	0	\$0.00	\$0.00	\$0.00	0.00%	7
8	200 to 250 kWh	0	0.00%	0.00%	0	\$0.00	\$0.00	\$0.00	0.00%	8
9	250 to 300 kWh	1	7.14%	7.14%	292	\$41.02	\$41.41	\$0.39	0.95%	9
10	300 to 350 kWh	0	0.00%	7.14%	0	\$0.00	\$0.00	\$0.00	0.00%	10
11	350 to 400 kWh	1	7.14%	14.29%	389	\$54.65	\$55.17	\$0.52	0.95%	11
12	400 to 450 kWh	0	0.00%	14.29%	0	\$0.00	\$0.00	\$0.00	0.00%	12
13	450 to 500 kWh	2	14.29%	28.57%	457	\$64.21	\$64.83	\$0.62	0.97%	13
14	500 to 550 kWh	0	0.00%	28.57%	0	\$0.00	\$0.00	\$0.00	0.00%	14
15	550 to 600 kWh	0	0.00%	28.57%	0	\$0.00	\$0.00	\$0.00	0.00%	15
16	600 to 650 kWh	0	0.00%	28.57%	0	\$0.00	\$0.00	\$0.00	0.00%	16
17	650 to 700 kWh	0	0.00%	28.57%	0	\$0.00	\$0.00	\$0.00	0.00%	17
18	700 to 800 kWh	1	7.14%	35.72%	772	\$108.47	\$109.51	\$1.04	0.96%	18
19	800 to 900 kWh	2	14.29%	50.00%	869	\$131.93	\$133.20	\$1.27	0.96%	19
20	900 to 1000 kWh	3	21.43%	71.43%	944	\$150.85	\$152.29	\$1.44	0.96%	20
21	1000 to 1500 kWh	3	21.43%	92.86%	1120	\$195.12	\$196.98	\$1.86	0.96%	21
22	1500 to 2000 kWh	1	7.14%	100.00%	1509	\$292.62	\$295.40	\$2.78	0.95%	22
23	2000 to 3000 kWh	0	0.00%	100.00%	0	\$0.00	\$0.00	\$0.00	0.00%	23
24	> 3000 kWh	0	0.00%	100.00%	0	\$0.00	\$0.00	\$0.00	0.00%	24
25	TOTAL	14	100.00%	100.00%	843	\$137.64	\$138.96	\$1.32	0.96%	25

Note: DR w/ HUC reflects SDG&E's residential tiered rate schedule (Schedule DR) effective November 1, 2018 (AL 3290-E). DR w/o HUC is SDG&E's proposal to eliminate the HUC Charge.

Declaration of Cynthia Fang  
 November 30, 2018

APPENDIX C – ATTACHMENT E  
 ILLUSTRATIVE HUC CUSTOMERS BY MONTH  
 SAN DIEGO GAS AND ELECTRIC COMPANY  
 PETITION FOR MODIFICATION OF D.15-07-001 AND D.17-07-006

**Typical Monthly Residential Energy Charges at DR w/ HUC and DR w/o HUC**  
**Desert Customers**  
**CARE, May, Basic**

Line										Line
No.	Energy kWh	Number of Customers	% of Customers	% of Customers Cumulative	Avg kWh for the Range	DR w/ HUC (\$)	DR w/o HUC (\$)	CHANGE (\$)	CHANGE (%)	No.
1	< 25 kWh	0	0.00%	0.00%	0	\$0.00	\$0.00	\$0.00	0.00%	1
2	25 to 50 kWh	0	0.00%	0.00%	0	\$0.00	\$0.00	\$0.00	0.00%	2
3	50 to 75 kWh	0	0.00%	0.00%	0	\$0.00	\$0.00	\$0.00	0.00%	3
4	75 to 100 kWh	1	6.67%	6.67%	98	\$13.78	\$13.91	\$0.13	0.94%	4
5	100 to 125 kWh	0	0.00%	6.67%	0	\$0.00	\$0.00	\$0.00	0.00%	5
6	125 to 150 kWh	0	0.00%	6.67%	0	\$0.00	\$0.00	\$0.00	0.00%	6
7	150 to 200 kWh	0	0.00%	6.67%	0	\$0.00	\$0.00	\$0.00	0.00%	7
8	200 to 250 kWh	0	0.00%	6.67%	0	\$0.00	\$0.00	\$0.00	0.00%	8
9	250 to 300 kWh	1	6.67%	13.33%	286	\$40.18	\$40.57	\$0.39	0.97%	9
10	300 to 350 kWh	1	6.67%	20.00%	321	\$45.09	\$45.53	\$0.44	0.98%	10
11	350 to 400 kWh	0	0.00%	20.00%	0	\$0.00	\$0.00	\$0.00	0.00%	11
12	400 to 450 kWh	1	6.67%	26.67%	409	\$57.46	\$58.01	\$0.55	0.96%	12
13	450 to 500 kWh	1	6.67%	33.34%	454	\$65.45	\$66.08	\$0.63	0.96%	13
14	500 to 550 kWh	0	0.00%	33.34%	0	\$0.00	\$0.00	\$0.00	0.00%	14
15	550 to 600 kWh	3	20.00%	53.34%	576	\$96.16	\$97.08	\$0.92	0.95%	15
16	600 to 650 kWh	0	0.00%	53.34%	0	\$0.00	\$0.00	\$0.00	0.00%	16
17	650 to 700 kWh	1	6.67%	60.00%	657	\$116.42	\$117.53	\$1.11	0.95%	17
18	700 to 800 kWh	1	6.67%	66.67%	751	\$140.03	\$141.36	\$1.33	0.95%	18
19	800 to 900 kWh	2	13.33%	80.00%	864	\$168.39	\$169.99	\$1.60	0.95%	19
20	900 to 1000 kWh	1	6.67%	86.67%	929	\$184.72	\$186.47	\$1.75	0.95%	20
21	1000 to 1500 kWh	2	13.33%	100.00%	1279	\$272.59	\$275.18	\$2.59	0.95%	21
22	1500 to 2000 kWh	0	0.00%	100.00%	0	\$0.00	\$0.00	\$0.00	0.00%	22
23	2000 to 3000 kWh	0	0.00%	100.00%	0	\$0.00	\$0.00	\$0.00	0.00%	23
24	> 3000 kWh	0	0.00%	100.00%	0	\$0.00	\$0.00	\$0.00	0.00%	24
25	TOTAL	15	100.00%	100.00%	661	\$122.24	\$123.40	\$1.16	0.95%	25

Note: DR w/ HUC reflects SDG&E's residential tiered rate schedule (Schedule DR) effective November 1, 2018 (AL 3290-E). DR w/o HUC is SDG&E's proposal to eliminate the HUC Charge.

Declaration of Cynthia Fang  
 November 30, 2018

APPENDIX C – ATTACHMENT E  
 ILLUSTRATIVE HUC CUSTOMERS BY MONTH  
 SAN DIEGO GAS AND ELECTRIC COMPANY  
 PETITION FOR MODIFICATION OF D.15-07-001 AND D.17-07-006

**Typical Monthly Residential Energy Charges at DR w/ HUC and DR w/o HUC  
 Desert Customers  
 CARE, May, All Electric**

Line No.	Energy kWh	Number of Customers	% of Customers	% of Customers Cumulative	Avg kWh for the Range	DR w/ HUC (\$)	DR w/o HUC (\$)	CHANGE (\$)	CHANGE (%)	Line No.
1	< 25 kWh	0	0.00%	0.00%	0	\$0.00	\$0.00	\$0.00	0.00%	1
2	25 to 50 kWh	0	0.00%	0.00%	0	\$0.00	\$0.00	\$0.00	0.00%	2
3	50 to 75 kWh	0	0.00%	0.00%	0	\$0.00	\$0.00	\$0.00	0.00%	3
4	75 to 100 kWh	0	0.00%	0.00%	0	\$0.00	\$0.00	\$0.00	0.00%	4
5	100 to 125 kWh	0	0.00%	0.00%	0	\$0.00	\$0.00	\$0.00	0.00%	5
6	125 to 150 kWh	0	0.00%	0.00%	0	\$0.00	\$0.00	\$0.00	0.00%	6
7	150 to 200 kWh	0	0.00%	0.00%	0	\$0.00	\$0.00	\$0.00	0.00%	7
8	200 to 250 kWh	0	0.00%	0.00%	0	\$0.00	\$0.00	\$0.00	0.00%	8
9	250 to 300 kWh	0	0.00%	0.00%	0	\$0.00	\$0.00	\$0.00	0.00%	9
10	300 to 350 kWh	0	0.00%	0.00%	0	\$0.00	\$0.00	\$0.00	0.00%	10
11	350 to 400 kWh	0	0.00%	0.00%	0	\$0.00	\$0.00	\$0.00	0.00%	11
12	400 to 450 kWh	0	0.00%	0.00%	0	\$0.00	\$0.00	\$0.00	0.00%	12
13	450 to 500 kWh	1	7.14%	7.14%	480	\$67.45	\$68.09	\$0.64	0.95%	13
14	500 to 550 kWh	0	0.00%	7.14%	0	\$0.00	\$0.00	\$0.00	0.00%	14
15	550 to 600 kWh	0	0.00%	7.14%	0	\$0.00	\$0.00	\$0.00	0.00%	15
16	600 to 650 kWh	2	14.29%	21.43%	636	\$89.43	\$90.29	\$0.86	0.96%	16
17	650 to 700 kWh	0	0.00%	21.43%	0	\$0.00	\$0.00	\$0.00	0.00%	17
18	700 to 800 kWh	1	7.14%	28.57%	717	\$100.75	\$101.71	\$0.96	0.95%	18
19	800 to 900 kWh	0	0.00%	28.57%	0	\$0.00	\$0.00	\$0.00	0.00%	19
20	900 to 1000 kWh	0	0.00%	28.57%	0	\$0.00	\$0.00	\$0.00	0.00%	20
21	1000 to 1500 kWh	7	50.00%	78.57%	1215	\$216.01	\$218.06	\$2.05	0.95%	21
22	1500 to 2000 kWh	3	21.43%	100.00%	1750	\$350.35	\$353.67	\$3.32	0.95%	22
23	2000 to 3000 kWh	0	0.00%	100.00%	0	\$0.00	\$0.00	\$0.00	0.00%	23
24	> 3000 kWh	0	0.00%	100.00%	0	\$0.00	\$0.00	\$0.00	0.00%	24
25	TOTAL	14	100.00%	100.00%	1159	\$207.87	\$209.84	\$1.97	0.95%	25

Note: DR w/ HUC reflects SDG&E's residential tiered rate schedule (Schedule DR) effective November 1, 2018 (AL 3290-E). DR w/o HUC is SDG&E's proposal to eliminate the HUC Charge.

Declaration of Cynthia Fang  
 November 30, 2018

APPENDIX C – ATTACHMENT E  
 ILLUSTRATIVE HUC CUSTOMERS BY MONTH  
 SAN DIEGO GAS AND ELECTRIC COMPANY  
 PETITION FOR MODIFICATION OF D.15-07-001 AND D.17-07-006

**Typical Monthly Residential Energy Charges at DR w/ HUC and DR w/o HUC**  
**Desert Customers**  
**CARE, June, Basic**

Line No.	Energy kWh	Number of Customers	% of Customers	% of Customers Cumulative	Avg kWh for the Range	DR w/ HUC (\$)	DR w/o HUC (\$)	CHANGE (\$)	CHANGE (%)	Line No.
1	< 25 kWh	0	0.00%	0.00%	0	\$0.00	\$0.00	\$0.00	0.00%	1
2	25 to 50 kWh	0	0.00%	0.00%	0	\$0.00	\$0.00	\$0.00	0.00%	2
3	50 to 75 kWh	0	0.00%	0.00%	0	\$0.00	\$0.00	\$0.00	0.00%	3
4	75 to 100 kWh	0	0.00%	0.00%	0	\$0.00	\$0.00	\$0.00	0.00%	4
5	100 to 125 kWh	0	0.00%	0.00%	0	\$0.00	\$0.00	\$0.00	0.00%	5
6	125 to 150 kWh	0	0.00%	0.00%	0	\$0.00	\$0.00	\$0.00	0.00%	6
7	150 to 200 kWh	0	0.00%	0.00%	0	\$0.00	\$0.00	\$0.00	0.00%	7
8	200 to 250 kWh	0	0.00%	0.00%	0	\$0.00	\$0.00	\$0.00	0.00%	8
9	250 to 300 kWh	0	0.00%	0.00%	0	\$0.00	\$0.00	\$0.00	0.00%	9
10	300 to 350 kWh	0	0.00%	0.00%	0	\$0.00	\$0.00	\$0.00	0.00%	10
11	350 to 400 kWh	0	0.00%	0.00%	0	\$0.00	\$0.00	\$0.00	0.00%	11
12	400 to 450 kWh	0	0.00%	0.00%	0	\$0.00	\$0.00	\$0.00	0.00%	12
13	450 to 500 kWh	2	13.33%	13.33%	495	\$82.54	\$83.20	\$0.66	0.81%	13
14	500 to 550 kWh	0	0.00%	13.33%	0	\$0.00	\$0.00	\$0.00	0.00%	14
15	550 to 600 kWh	0	0.00%	13.33%	0	\$0.00	\$0.00	\$0.00	0.00%	15
16	600 to 650 kWh	1	6.67%	20.00%	626	\$105.16	\$106.01	\$0.85	0.81%	16
17	650 to 700 kWh	1	6.67%	26.67%	675	\$119.72	\$120.69	\$0.97	0.81%	17
18	700 to 800 kWh	1	6.67%	33.33%	768	\$147.34	\$148.52	\$1.18	0.80%	18
19	800 to 900 kWh	2	13.33%	46.67%	838	\$168.14	\$169.49	\$1.35	0.80%	19
20	900 to 1000 kWh	1	6.67%	53.33%	960	\$204.39	\$206.02	\$1.63	0.80%	20
21	1000 to 1500 kWh	4	26.67%	80.00%	1259	\$293.22	\$295.55	\$2.33	0.80%	21
22	1500 to 2000 kWh	3	20.00%	100.00%	1680	\$418.38	\$421.71	\$3.33	0.80%	22
23	2000 to 3000 kWh	0	0.00%	100.00%	0	\$0.00	\$0.00	\$0.00	0.00%	23
24	> 3000 kWh	0	0.00%	100.00%	0	\$0.00	\$0.00	\$0.00	0.00%	24
25	TOTAL	15	100.00%	100.00%	1051	\$233.73	\$235.60	\$1.87	0.80%	25

Note: DR w/ HUC reflects SDG&E's residential tiered rate schedule (Schedule DR) effective November 1, 2018 (AL 3290-E). DR w/o HUC is SDG&E's proposal to eliminate the HUC Charge.

APPENDIX C – ATTACHMENT E  
ILLUSTRATIVE HUC CUSTOMERS BY MONTH  
SAN DIEGO GAS AND ELECTRIC COMPANY  
PETITION FOR MODIFICATION OF D.15-07-001 AND D.17-07-006

**Typical Monthly Residential Energy Charges at DR w/ HUC and DR w/o HUC  
Desert Customers  
CARE, June, All Electric**

Line No.	Energy kWh	Number of Customers	% of Customers	% of Customers Cumulative	Avg kWh for the Range	DR w/ HUC (\$)	DR w/o HUC (\$)	CHANGE (\$)	CHANGE (%)	Line No.
1	< 25 kWh	0	0.00%	0.00%	0	\$0.00	\$0.00	\$0.00	0.00%	1
2	25 to 50 kWh	0	0.00%	0.00%	0	\$0.00	\$0.00	\$0.00	0.00%	2
3	50 to 75 kWh	0	0.00%	0.00%	0	\$0.00	\$0.00	\$0.00	0.00%	3
4	75 to 100 kWh	0	0.00%	0.00%	0	\$0.00	\$0.00	\$0.00	0.00%	4
5	100 to 125 kWh	0	0.00%	0.00%	0	\$0.00	\$0.00	\$0.00	0.00%	5
6	125 to 150 kWh	0	0.00%	0.00%	0	\$0.00	\$0.00	\$0.00	0.00%	6
7	150 to 200 kWh	0	0.00%	0.00%	0	\$0.00	\$0.00	\$0.00	0.00%	7
8	200 to 250 kWh	0	0.00%	0.00%	0	\$0.00	\$0.00	\$0.00	0.00%	8
9	250 to 300 kWh	0	0.00%	0.00%	0	\$0.00	\$0.00	\$0.00	0.00%	9
10	300 to 350 kWh	0	0.00%	0.00%	0	\$0.00	\$0.00	\$0.00	0.00%	10
11	350 to 400 kWh	0	0.00%	0.00%	0	\$0.00	\$0.00	\$0.00	0.00%	11
12	400 to 450 kWh	0	0.00%	0.00%	0	\$0.00	\$0.00	\$0.00	0.00%	12
13	450 to 500 kWh	0	0.00%	0.00%	0	\$0.00	\$0.00	\$0.00	0.00%	13
14	500 to 550 kWh	0	0.00%	0.00%	0	\$0.00	\$0.00	\$0.00	0.00%	14
15	550 to 600 kWh	1	7.14%	7.14%	591	\$98.55	\$99.34	\$0.79	0.80%	15
16	600 to 650 kWh	0	0.00%	7.14%	0	\$0.00	\$0.00	\$0.00	0.00%	16
17	650 to 700 kWh	0	0.00%	7.14%	0	\$0.00	\$0.00	\$0.00	0.00%	17
18	700 to 800 kWh	1	7.14%	14.29%	796	\$142.38	\$143.52	\$1.14	0.80%	18
19	800 to 900 kWh	2	14.29%	28.57%	844	\$156.64	\$157.90	\$1.26	0.80%	19
20	900 to 1000 kWh	0	0.00%	28.57%	0	\$0.00	\$0.00	\$0.00	0.00%	20
21	1000 to 1500 kWh	4	28.57%	57.14%	1299	\$291.81	\$294.14	\$2.33	0.80%	21
22	1500 to 2000 kWh	5	35.71%	92.86%	1803	\$441.65	\$445.17	\$3.52	0.80%	22
23	2000 to 3000 kWh	1	7.14%	100.00%	2229	\$568.55	\$572.61	\$4.06	0.71%	23
24	> 3000 kWh	0	0.00%	100.00%	0	\$0.00	\$0.00	\$0.00	0.00%	24
25	TOTAL	14	100.00%	100.00%	1394	\$321.30	\$323.83	\$2.53	0.79%	25

Note: DR w/ HUC reflects SDG&E’s residential tiered rate schedule (Schedule DR) effective November 1, 2018 (AL 3290-E). DR w/o HUC is SDG&E’s proposal to eliminate the HUC Charge.

Declaration of Cynthia Fang  
November 30, 2018

APPENDIX C – ATTACHMENT E  
 ILLUSTRATIVE HUC CUSTOMERS BY MONTH  
 SAN DIEGO GAS AND ELECTRIC COMPANY  
 PETITION FOR MODIFICATION OF D.15-07-001 AND D.17-07-006

**Typical Monthly Residential Energy Charges at DR w/ HUC and DR w/o HUC**  
**Desert Customers**  
**CARE, July, Basic**

Line No.	Energy kWh	Number of Customers	% of Customers	% of Customers Cumulative	Avg kWh for the Range	DR w/ HUC (\$)	DR w/o HUC (\$)	CHANGE (\$)	CHANGE (%)	Line No.
1	< 25 kWh	0	0.00%	0.00%	0	\$0.00	\$0.00	\$0.00	0.00%	1
2	25 to 50 kWh	0	0.00%	0.00%	0	\$0.00	\$0.00	\$0.00	0.00%	2
3	50 to 75 kWh	0	0.00%	0.00%	0	\$0.00	\$0.00	\$0.00	0.00%	3
4	75 to 100 kWh	0	0.00%	0.00%	0	\$0.00	\$0.00	\$0.00	0.00%	4
5	100 to 125 kWh	0	0.00%	0.00%	0	\$0.00	\$0.00	\$0.00	0.00%	5
6	125 to 150 kWh	0	0.00%	0.00%	0	\$0.00	\$0.00	\$0.00	0.00%	6
7	150 to 200 kWh	0	0.00%	0.00%	0	\$0.00	\$0.00	\$0.00	0.00%	7
8	200 to 250 kWh	0	0.00%	0.00%	0	\$0.00	\$0.00	\$0.00	0.00%	8
9	250 to 300 kWh	0	0.00%	0.00%	0	\$0.00	\$0.00	\$0.00	0.00%	9
10	300 to 350 kWh	0	0.00%	0.00%	0	\$0.00	\$0.00	\$0.00	0.00%	10
11	350 to 400 kWh	0	0.00%	0.00%	0	\$0.00	\$0.00	\$0.00	0.00%	11
12	400 to 450 kWh	0	0.00%	0.00%	0	\$0.00	\$0.00	\$0.00	0.00%	12
13	450 to 500 kWh	0	0.00%	0.00%	0	\$0.00	\$0.00	\$0.00	0.00%	13
14	500 to 550 kWh	0	0.00%	0.00%	0	\$0.00	\$0.00	\$0.00	0.00%	14
15	550 to 600 kWh	0	0.00%	0.00%	0	\$0.00	\$0.00	\$0.00	0.00%	15
16	600 to 650 kWh	0	0.00%	0.00%	0	\$0.00	\$0.00	\$0.00	0.00%	16
17	650 to 700 kWh	0	0.00%	0.00%	0	\$0.00	\$0.00	\$0.00	0.00%	17
18	700 to 800 kWh	0	0.00%	0.00%	0	\$0.00	\$0.00	\$0.00	0.00%	18
19	800 to 900 kWh	0	0.00%	0.00%	0	\$0.00	\$0.00	\$0.00	0.00%	19
20	900 to 1000 kWh	0	0.00%	0.00%	0	\$0.00	\$0.00	\$0.00	0.00%	20
21	1000 to 1500 kWh	2	13.33%	13.33%	1427	\$340.39	\$343.10	\$2.71	0.80%	21
22	1500 to 2000 kWh	4	26.67%	40.00%	1818	\$456.62	\$460.25	\$3.63	0.79%	22
23	2000 to 3000 kWh	8	53.33%	93.33%	2332	\$627.36	\$614.15	(\$13.21)	-2.11%	23
24	> 3000 kWh	1	6.67%	100.00%	3208	\$931.42	\$876.38	(\$55.04)	-5.91%	24
25	TOTAL	15	100.00%	100.00%	2132	\$563.84	\$554.45	(\$9.39)	-1.67%	25

Note: DR w/ HUC reflects SDG&E's residential tiered rate schedule (Schedule DR) effective November 1, 2018 (AL 3290-E). DR w/o HUC is SDG&E's proposal to eliminate the HUC Charge.

Declaration of Cynthia Fang  
 November 30, 2018

APPENDIX C – ATTACHMENT E  
ILLUSTRATIVE HUC CUSTOMERS BY MONTH  
SAN DIEGO GAS AND ELECTRIC COMPANY  
PETITION FOR MODIFICATION OF D.15-07-001 AND D.17-07-006

**Typical Monthly Residential Energy Charges at DR w/ HUC and DR w/o HUC  
Desert Customers  
CARE, July, All Electric**

Line No.	Energy kWh	Number of Customers	% of Customers	% of Customers Cumulative	Avg kWh for the Range	DR w/ HUC (\$)	DR w/o HUC (\$)	CHANGE (\$)	CHANGE (%)	Line No.
1	< 25 kWh	0	0.00%	0.00%	0	\$0.00	\$0.00	\$0.00	0.00%	1
2	25 to 50 kWh	0	0.00%	0.00%	0	\$0.00	\$0.00	\$0.00	0.00%	2
3	50 to 75 kWh	0	0.00%	0.00%	0	\$0.00	\$0.00	\$0.00	0.00%	3
4	75 to 100 kWh	0	0.00%	0.00%	0	\$0.00	\$0.00	\$0.00	0.00%	4
5	100 to 125 kWh	0	0.00%	0.00%	0	\$0.00	\$0.00	\$0.00	0.00%	5
6	125 to 150 kWh	0	0.00%	0.00%	0	\$0.00	\$0.00	\$0.00	0.00%	6
7	150 to 200 kWh	0	0.00%	0.00%	0	\$0.00	\$0.00	\$0.00	0.00%	7
8	200 to 250 kWh	0	0.00%	0.00%	0	\$0.00	\$0.00	\$0.00	0.00%	8
9	250 to 300 kWh	0	0.00%	0.00%	0	\$0.00	\$0.00	\$0.00	0.00%	9
10	300 to 350 kWh	0	0.00%	0.00%	0	\$0.00	\$0.00	\$0.00	0.00%	10
11	350 to 400 kWh	0	0.00%	0.00%	0	\$0.00	\$0.00	\$0.00	0.00%	11
12	400 to 450 kWh	0	0.00%	0.00%	0	\$0.00	\$0.00	\$0.00	0.00%	12
13	450 to 500 kWh	0	0.00%	0.00%	0	\$0.00	\$0.00	\$0.00	0.00%	13
14	500 to 550 kWh	0	0.00%	0.00%	0	\$0.00	\$0.00	\$0.00	0.00%	14
15	550 to 600 kWh	1	7.14%	7.14%	584	\$97.37	\$98.16	\$0.79	0.81%	15
16	600 to 650 kWh	0	0.00%	7.14%	0	\$0.00	\$0.00	\$0.00	0.00%	16
17	650 to 700 kWh	0	0.00%	7.14%	0	\$0.00	\$0.00	\$0.00	0.00%	17
18	700 to 800 kWh	0	0.00%	7.14%	0	\$0.00	\$0.00	\$0.00	0.00%	18
19	800 to 900 kWh	0	0.00%	7.14%	0	\$0.00	\$0.00	\$0.00	0.00%	19
20	900 to 1000 kWh	0	0.00%	7.14%	0	\$0.00	\$0.00	\$0.00	0.00%	20
21	1000 to 1500 kWh	0	0.00%	7.14%	0	\$0.00	\$0.00	\$0.00	0.00%	21
22	1500 to 2000 kWh	1	7.14%	14.29%	1626	\$385.82	\$388.89	\$3.07	0.80%	22
23	2000 to 3000 kWh	11	78.57%	92.86%	2564	\$678.99	\$669.75	(\$9.24)	-1.36%	23
24	> 3000 kWh	1	7.14%	100.00%	3224	\$907.04	\$867.37	(\$39.67)	-4.37%	24
25	TOTAL	14	100.00%	100.00%	2402	\$632.79	\$622.98	(\$9.81)	-1.55%	25

Note: DR w/ HUC reflects SDG&E’s residential tiered rate schedule (Schedule DR) effective November 1, 2018 (AL 3290-E). DR w/o HUC is SDG&E’s proposal to eliminate the HUC Charge.

Declaration of Cynthia Fang  
November 30, 2018

APPENDIX C – ATTACHMENT E  
ILLUSTRATIVE HUC CUSTOMERS BY MONTH  
SAN DIEGO GAS AND ELECTRIC COMPANY  
PETITION FOR MODIFICATION OF D.15-07-001 AND D.17-07-006

**Typical Monthly Residential Energy Charges at DR w/ HUC and DR w/o HUC**  
**Desert Customers**  
**CARE, August, Basic**

Line No.	Energy kWh	Number of Customers	% of Customers	% of Customers Cumulative	Avg kWh for the Range	DR w/ HUC (\$)	DR w/o HUC (\$)	CHANGE (\$)	CHANGE (%)	Line No.
1	< 25 kWh	0	0.00%	0.00%	0	\$0.00	\$0.00	\$0.00	0.00%	1
2	25 to 50 kWh	0	0.00%	0.00%	0	\$0.00	\$0.00	\$0.00	0.00%	2
3	50 to 75 kWh	0	0.00%	0.00%	0	\$0.00	\$0.00	\$0.00	0.00%	3
4	75 to 100 kWh	0	0.00%	0.00%	0	\$0.00	\$0.00	\$0.00	0.00%	4
5	100 to 125 kWh	0	0.00%	0.00%	0	\$0.00	\$0.00	\$0.00	0.00%	5
6	125 to 150 kWh	0	0.00%	0.00%	0	\$0.00	\$0.00	\$0.00	0.00%	6
7	150 to 200 kWh	0	0.00%	0.00%	0	\$0.00	\$0.00	\$0.00	0.00%	7
8	200 to 250 kWh	0	0.00%	0.00%	0	\$0.00	\$0.00	\$0.00	0.00%	8
9	250 to 300 kWh	0	0.00%	0.00%	0	\$0.00	\$0.00	\$0.00	0.00%	9
10	300 to 350 kWh	0	0.00%	0.00%	0	\$0.00	\$0.00	\$0.00	0.00%	10
11	350 to 400 kWh	0	0.00%	0.00%	0	\$0.00	\$0.00	\$0.00	0.00%	11
12	400 to 450 kWh	0	0.00%	0.00%	0	\$0.00	\$0.00	\$0.00	0.00%	12
13	450 to 500 kWh	0	0.00%	0.00%	0	\$0.00	\$0.00	\$0.00	0.00%	13
14	500 to 550 kWh	0	0.00%	0.00%	0	\$0.00	\$0.00	\$0.00	0.00%	14
15	550 to 600 kWh	0	0.00%	0.00%	0	\$0.00	\$0.00	\$0.00	0.00%	15
16	600 to 650 kWh	0	0.00%	0.00%	0	\$0.00	\$0.00	\$0.00	0.00%	16
17	650 to 700 kWh	0	0.00%	0.00%	0	\$0.00	\$0.00	\$0.00	0.00%	17
18	700 to 800 kWh	0	0.00%	0.00%	0	\$0.00	\$0.00	\$0.00	0.00%	18
19	800 to 900 kWh	0	0.00%	0.00%	0	\$0.00	\$0.00	\$0.00	0.00%	19
20	900 to 1000 kWh	0	0.00%	0.00%	0	\$0.00	\$0.00	\$0.00	0.00%	20
21	1000 to 1500 kWh	0	0.00%	0.00%	0	\$0.00	\$0.00	\$0.00	0.00%	21
22	1500 to 2000 kWh	0	0.00%	0.00%	0	\$0.00	\$0.00	\$0.00	0.00%	22
23	2000 to 3000 kWh	15	100.00%	100.00%	2296	\$615.04	\$603.52	(\$11.52)	-1.87%	23
24	> 3000 kWh	0	0.00%	100.00%	0	\$0.00	\$0.00	\$0.00	0.00%	24
25	TOTAL	15	100.00%	100.00%	2296	\$615.04	\$603.52	(\$11.52)	-1.87%	25

Note: DR w/ HUC reflects SDG&E’s residential tiered rate schedule (Schedule DR) effective November 1, 2018 (AL 3290-E). DR w/o HUC is SDG&E’s proposal to eliminate the HUC Charge.

Declaration of Cynthia Fang  
November 30, 2018



APPENDIX C – ATTACHMENT E  
ILLUSTRATIVE HUC CUSTOMERS BY MONTH  
SAN DIEGO GAS AND ELECTRIC COMPANY  
PETITION FOR MODIFICATION OF D.15-07-001 AND D.17-07-006

**Typical Monthly Residential Energy Charges at DR w/ HUC and DR w/o HUC  
Desert Customers  
CARE, August, All Electric**

Line No.	Energy kWh	Number of Customers	% of Customers	% of Customers Cumulative	Avg kWh for the Range	DR w/ HUC (\$)	DR w/o HUC (\$)	CHANGE (\$)	CHANGE (%)	Line No.
1	< 25 kWh	0	0.00%	0.00%	0	\$0.00	\$0.00	\$0.00	0.00%	1
2	25 to 50 kWh	0	0.00%	0.00%	0	\$0.00	\$0.00	\$0.00	0.00%	2
3	50 to 75 kWh	0	0.00%	0.00%	0	\$0.00	\$0.00	\$0.00	0.00%	3
4	75 to 100 kWh	0	0.00%	0.00%	0	\$0.00	\$0.00	\$0.00	0.00%	4
5	100 to 125 kWh	0	0.00%	0.00%	0	\$0.00	\$0.00	\$0.00	0.00%	5
6	125 to 150 kWh	0	0.00%	0.00%	0	\$0.00	\$0.00	\$0.00	0.00%	6
7	150 to 200 kWh	0	0.00%	0.00%	0	\$0.00	\$0.00	\$0.00	0.00%	7
8	200 to 250 kWh	0	0.00%	0.00%	0	\$0.00	\$0.00	\$0.00	0.00%	8
9	250 to 300 kWh	0	0.00%	0.00%	0	\$0.00	\$0.00	\$0.00	0.00%	9
10	300 to 350 kWh	0	0.00%	0.00%	0	\$0.00	\$0.00	\$0.00	0.00%	10
11	350 to 400 kWh	0	0.00%	0.00%	0	\$0.00	\$0.00	\$0.00	0.00%	11
12	400 to 450 kWh	0	0.00%	0.00%	0	\$0.00	\$0.00	\$0.00	0.00%	12
13	450 to 500 kWh	1	7.14%	7.14%	479	\$79.87	\$80.51	\$0.64	0.80%	13
14	500 to 550 kWh	0	0.00%	7.14%	0	\$0.00	\$0.00	\$0.00	0.00%	14
15	550 to 600 kWh	0	0.00%	7.14%	0	\$0.00	\$0.00	\$0.00	0.00%	15
16	600 to 650 kWh	0	0.00%	7.14%	0	\$0.00	\$0.00	\$0.00	0.00%	16
17	650 to 700 kWh	0	0.00%	7.14%	0	\$0.00	\$0.00	\$0.00	0.00%	17
18	700 to 800 kWh	0	0.00%	7.14%	0	\$0.00	\$0.00	\$0.00	0.00%	18
19	800 to 900 kWh	0	0.00%	7.14%	0	\$0.00	\$0.00	\$0.00	0.00%	19
20	900 to 1000 kWh	0	0.00%	7.14%	0	\$0.00	\$0.00	\$0.00	0.00%	20
21	1000 to 1500 kWh	0	0.00%	7.14%	0	\$0.00	\$0.00	\$0.00	0.00%	21
22	1500 to 2000 kWh	1	7.14%	14.29%	1894	\$465.43	\$469.13	\$3.70	0.80%	22
23	2000 to 3000 kWh	11	78.57%	92.86%	2482	\$653.27	\$645.33	(\$7.94)	-1.22%	23
24	> 3000 kWh	1	7.14%	100.00%	3459	\$988.63	\$937.73	(\$50.90)	-5.15%	24
25	TOTAL	14	100.00%	100.00%	2367	\$622.85	\$613.29	(\$9.56)	-1.54%	25

Note: DR w/ HUC reflects SDG&E’s residential tiered rate schedule (Schedule DR) effective November 1, 2018 (AL 3290-E). DR w/o HUC is SDG&E’s proposal to eliminate the HUC Charge.

Declaration of Cynthia Fang  
November 30, 2018

APPENDIX C – ATTACHMENT E  
 ILLUSTRATIVE HUC CUSTOMERS BY MONTH  
 SAN DIEGO GAS AND ELECTRIC COMPANY  
 PETITION FOR MODIFICATION OF D.15-07-001 AND D.17-07-006

**Typical Monthly Residential Energy Charges at DR w/ HUC and DR w/o HUC  
 Desert Customers  
 CARE, September, Basic**

Line No.	Energy kWh	Number of Customers	% of Customers	% of Customers Cumulative	Avg kWh for the Range	DR w/ HUC (\$)	DR w/o HUC (\$)	CHANGE (\$)	CHANGE (%)	Line No.
1	< 25 kWh	0	0.00%	0.00%	0	\$0.00	\$0.00	\$0.00	0.00%	1
2	25 to 50 kWh	0	0.00%	0.00%	0	\$0.00	\$0.00	\$0.00	0.00%	2
3	50 to 75 kWh	0	0.00%	0.00%	0	\$0.00	\$0.00	\$0.00	0.00%	3
4	75 to 100 kWh	0	0.00%	0.00%	0	\$0.00	\$0.00	\$0.00	0.00%	4
5	100 to 125 kWh	0	0.00%	0.00%	0	\$0.00	\$0.00	\$0.00	0.00%	5
6	125 to 150 kWh	0	0.00%	0.00%	0	\$0.00	\$0.00	\$0.00	0.00%	6
7	150 to 200 kWh	1	6.67%	6.67%	181	\$30.17	\$30.41	\$0.24	0.80%	7
8	200 to 250 kWh	0	0.00%	6.67%	0	\$0.00	\$0.00	\$0.00	0.00%	8
9	250 to 300 kWh	0	0.00%	6.67%	0	\$0.00	\$0.00	\$0.00	0.00%	9
10	300 to 350 kWh	0	0.00%	6.67%	0	\$0.00	\$0.00	\$0.00	0.00%	10
11	350 to 400 kWh	0	0.00%	6.67%	0	\$0.00	\$0.00	\$0.00	0.00%	11
12	400 to 450 kWh	1	6.67%	13.33%	438	\$73.04	\$73.63	\$0.59	0.81%	12
13	450 to 500 kWh	0	0.00%	13.33%	0	\$0.00	\$0.00	\$0.00	0.00%	13
14	500 to 550 kWh	0	0.00%	13.33%	0	\$0.00	\$0.00	\$0.00	0.00%	14
15	550 to 600 kWh	0	0.00%	13.33%	0	\$0.00	\$0.00	\$0.00	0.00%	15
16	600 to 650 kWh	1	6.67%	20.00%	622	\$103.97	\$104.82	\$0.85	0.82%	16
17	650 to 700 kWh	0	0.00%	20.00%	0	\$0.00	\$0.00	\$0.00	0.00%	17
18	700 to 800 kWh	2	13.33%	33.33%	742	\$139.78	\$140.90	\$1.12	0.81%	18
19	800 to 900 kWh	1	6.67%	40.00%	806	\$158.63	\$159.91	\$1.28	0.81%	19
20	900 to 1000 kWh	0	0.00%	40.00%	0	\$0.00	\$0.00	\$0.00	0.00%	20
21	1000 to 1500 kWh	8	53.33%	93.33%	1178	\$269.15	\$271.30	\$2.15	0.80%	21
22	1500 to 2000 kWh	1	6.67%	100.00%	1525	\$372.23	\$375.19	\$2.96	0.80%	22
23	2000 to 3000 kWh	0	0.00%	100.00%	0	\$0.00	\$0.00	\$0.00	0.00%	23
24	> 3000 kWh	0	0.00%	100.00%	0	\$0.00	\$0.00	\$0.00	0.00%	24
25	TOTAL	15	100.00%	100.00%	965	\$211.39	\$213.08	\$1.69	0.80%	25

Note: DR w/ HUC reflects SDG&E's residential tiered rate schedule (Schedule DR) effective November 1, 2018 (AL 3290-E). DR w/o HUC is SDG&E's proposal to eliminate the HUC Charge.

Declaration of Cynthia Fang  
 November 30, 2018

APPENDIX C – ATTACHMENT E  
 ILLUSTRATIVE HUC CUSTOMERS BY MONTH  
 SAN DIEGO GAS AND ELECTRIC COMPANY  
 PETITION FOR MODIFICATION OF D.15-07-001 AND D.17-07-006

**Typical Monthly Residential Energy Charges at DR w/ HUC and DR w/o HUC  
 Desert Customers  
 CARE, September, All Electric**

Line										Line
No.	Energy kWh	Number of Customers	% of Customers	% of Customers Cumulative	Avg kWh for the Range	DR w/ HUC (\$)	DR w/o HUC (\$)	CHANGE (\$)	CHANGE (%)	No.
1	< 25 kWh	0	0.00%	0.00%	0	\$0.00	\$0.00	\$0.00	0.00%	1
2	25 to 50 kWh	1	7.14%	7.14%	33	\$5.50	\$5.55	\$0.05	0.91%	2
3	50 to 75 kWh	0	0.00%	7.14%	0	\$0.00	\$0.00	\$0.00	0.00%	3
4	75 to 100 kWh	0	0.00%	7.14%	0	\$0.00	\$0.00	\$0.00	0.00%	4
5	100 to 125 kWh	0	0.00%	7.14%	0	\$0.00	\$0.00	\$0.00	0.00%	5
6	125 to 150 kWh	0	0.00%	7.14%	0	\$0.00	\$0.00	\$0.00	0.00%	6
7	150 to 200 kWh	0	0.00%	7.14%	0	\$0.00	\$0.00	\$0.00	0.00%	7
8	200 to 250 kWh	0	0.00%	7.14%	0	\$0.00	\$0.00	\$0.00	0.00%	8
9	250 to 300 kWh	0	0.00%	7.14%	0	\$0.00	\$0.00	\$0.00	0.00%	9
10	300 to 350 kWh	0	0.00%	7.14%	0	\$0.00	\$0.00	\$0.00	0.00%	10
11	350 to 400 kWh	0	0.00%	7.14%	0	\$0.00	\$0.00	\$0.00	0.00%	11
12	400 to 450 kWh	0	0.00%	7.14%	0	\$0.00	\$0.00	\$0.00	0.00%	12
13	450 to 500 kWh	0	0.00%	7.14%	0	\$0.00	\$0.00	\$0.00	0.00%	13
14	500 to 550 kWh	0	0.00%	7.14%	0	\$0.00	\$0.00	\$0.00	0.00%	14
15	550 to 600 kWh	0	0.00%	7.14%	0	\$0.00	\$0.00	\$0.00	0.00%	15
16	600 to 650 kWh	0	0.00%	7.14%	0	\$0.00	\$0.00	\$0.00	0.00%	16
17	650 to 700 kWh	0	0.00%	7.14%	0	\$0.00	\$0.00	\$0.00	0.00%	17
18	700 to 800 kWh	0	0.00%	7.14%	0	\$0.00	\$0.00	\$0.00	0.00%	18
19	800 to 900 kWh	0	0.00%	7.14%	0	\$0.00	\$0.00	\$0.00	0.00%	19
20	900 to 1000 kWh	0	0.00%	7.14%	0	\$0.00	\$0.00	\$0.00	0.00%	20
21	1000 to 1500 kWh	6	42.86%	50.00%	1240	\$274.43	\$276.62	\$2.19	0.80%	21
22	1500 to 2000 kWh	5	35.71%	85.71%	1725	\$418.54	\$421.87	\$3.33	0.80%	22
23	2000 to 3000 kWh	2	14.29%	100.00%	2279	\$588.60	\$587.73	(\$0.87)	-0.15%	23
24	> 3000 kWh	0	0.00%	100.00%	0	\$0.00	\$0.00	\$0.00	0.00%	24
25	TOTAL	14	100.00%	100.00%	1475	\$351.57	\$353.58	\$2.01	0.57%	25

Note: DR w/ HUC reflects SDG&E's residential tiered rate schedule (Schedule DR) effective November 1, 2018 (AL 3290-E). DR w/o HUC is SDG&E's proposal to eliminate the HUC Charge.

APPENDIX C – ATTACHMENT E  
ILLUSTRATIVE HUC CUSTOMERS BY MONTH  
SAN DIEGO GAS AND ELECTRIC COMPANY  
PETITION FOR MODIFICATION OF D.15-07-001 AND D.17-07-006

**Typical Monthly Residential Energy Charges at DR w/ HUC and DR w/o HUC  
Desert Customers  
CARE, October, Basic**

Line										Line
No.	Energy kWh	Number of Customers	% of Customers	% of Customers Cumulative	Avg kWh for the Range	DR w/ HUC (\$)	DR w/o HUC (\$)	CHANGE (\$)	CHANGE (%)	No.
1	< 25 kWh	0	0.00%	0.00%	0	\$0.00	\$0.00	\$0.00	0.00%	1
2	25 to 50 kWh	0	0.00%	0.00%	0	\$0.00	\$0.00	\$0.00	0.00%	2
3	50 to 75 kWh	0	0.00%	0.00%	0	\$0.00	\$0.00	\$0.00	0.00%	3
4	75 to 100 kWh	0	0.00%	0.00%	0	\$0.00	\$0.00	\$0.00	0.00%	4
5	100 to 125 kWh	0	0.00%	0.00%	0	\$0.00	\$0.00	\$0.00	0.00%	5
6	125 to 150 kWh	0	0.00%	0.00%	0	\$0.00	\$0.00	\$0.00	0.00%	6
7	150 to 200 kWh	1	6.67%	6.67%	196	\$32.68	\$32.95	\$0.27	0.83%	7
8	200 to 250 kWh	1	6.67%	13.33%	204	\$34.02	\$34.29	\$0.27	0.79%	8
9	250 to 300 kWh	0	0.00%	13.33%	0	\$0.00	\$0.00	\$0.00	0.00%	9
10	300 to 350 kWh	2	13.33%	26.67%	318	\$53.10	\$53.53	\$0.43	0.81%	10
11	350 to 400 kWh	1	6.67%	33.33%	378	\$63.02	\$63.53	\$0.51	0.81%	11
12	400 to 450 kWh	0	0.00%	33.33%	0	\$0.00	\$0.00	\$0.00	0.00%	12
13	450 to 500 kWh	0	0.00%	33.33%	0	\$0.00	\$0.00	\$0.00	0.00%	13
14	500 to 550 kWh	2	13.33%	46.67%	513	\$85.63	\$86.32	\$0.69	0.81%	14
15	550 to 600 kWh	1	6.67%	53.33%	551	\$91.87	\$92.62	\$0.75	0.82%	15
16	600 to 650 kWh	1	6.67%	60.00%	628	\$104.71	\$105.56	\$0.85	0.81%	16
17	650 to 700 kWh	1	6.67%	66.67%	699	\$124.11	\$125.11	\$1.00	0.81%	17
18	700 to 800 kWh	4	26.67%	93.34%	769	\$144.99	\$146.15	\$1.16	0.80%	18
19	800 to 900 kWh	0	0.00%	93.34%	0	\$0.00	\$0.00	\$0.00	0.00%	19
20	900 to 1000 kWh	0	0.00%	93.34%	0	\$0.00	\$0.00	\$0.00	0.00%	20
21	1000 to 1500 kWh	1	6.67%	100.00%	1110	\$246.21	\$248.18	\$1.97	0.80%	21
22	1500 to 2000 kWh	0	0.00%	100.00%	0	\$0.00	\$0.00	\$0.00	0.00%	22
23	2000 to 3000 kWh	0	0.00%	100.00%	0	\$0.00	\$0.00	\$0.00	0.00%	23
24	> 3000 kWh	0	0.00%	100.00%	0	\$0.00	\$0.00	\$0.00	0.00%	24
25	TOTAL	15	100.00%	100.00%	567	\$103.60	\$104.43	\$0.83	0.80%	25

Note: DR w/ HUC reflects SDG&E’s residential tiered rate schedule (Schedule DR) effective November 1, 2018 (AL 3290-E). DR w/o HUC is SDG&E’s proposal to eliminate the HUC Charge.

Declaration of Cynthia Fang  
November 30, 2018

APPENDIX C – ATTACHMENT E  
 ILLUSTRATIVE HUC CUSTOMERS BY MONTH  
 SAN DIEGO GAS AND ELECTRIC COMPANY  
 PETITION FOR MODIFICATION OF D.15-07-001 AND D.17-07-006

**Typical Monthly Residential Energy Charges at DR w/ HUC and DR w/o HUC  
 Desert Customers  
 CARE, October, All Electric**

Line									Line	
No.	Energy kWh	Number of Customers	% of Customers	% of Customers Cumulative	Avg kWh for the Range	DR w/ HUC (\$)	DR w/o HUC (\$)	CHANGE (\$)	CHANGE (%)	No.
1	< 25 kWh	0	0.00%	0.00%	0	\$0.00	\$0.00	\$0.00	0.00%	1
2	25 to 50 kWh	1	7.14%	7.14%	44	\$7.33	\$7.40	\$0.07	0.96%	2
3	50 to 75 kWh	0	0.00%	7.14%	0	\$0.00	\$0.00	\$0.00	0.00%	3
4	75 to 100 kWh	0	0.00%	7.14%	0	\$0.00	\$0.00	\$0.00	0.00%	4
5	100 to 125 kWh	0	0.00%	7.14%	0	\$0.00	\$0.00	\$0.00	0.00%	5
6	125 to 150 kWh	0	0.00%	7.14%	0	\$0.00	\$0.00	\$0.00	0.00%	6
7	150 to 200 kWh	0	0.00%	7.14%	0	\$0.00	\$0.00	\$0.00	0.00%	7
8	200 to 250 kWh	0	0.00%	7.14%	0	\$0.00	\$0.00	\$0.00	0.00%	8
9	250 to 300 kWh	0	0.00%	7.14%	0	\$0.00	\$0.00	\$0.00	0.00%	9
10	300 to 350 kWh	0	0.00%	7.14%	0	\$0.00	\$0.00	\$0.00	0.00%	10
11	350 to 400 kWh	0	0.00%	7.14%	0	\$0.00	\$0.00	\$0.00	0.00%	11
12	400 to 450 kWh	2	14.29%	21.43%	438	\$73.12	\$73.71	\$0.59	0.81%	12
13	450 to 500 kWh	0	0.00%	21.43%	0	\$0.00	\$0.00	\$0.00	0.00%	13
14	500 to 550 kWh	0	0.00%	21.43%	0	\$0.00	\$0.00	\$0.00	0.00%	14
15	550 to 600 kWh	0	0.00%	21.43%	0	\$0.00	\$0.00	\$0.00	0.00%	15
16	600 to 650 kWh	1	7.14%	28.57%	635	\$105.87	\$106.73	\$0.86	0.81%	16
17	650 to 700 kWh	1	7.14%	35.72%	654	\$109.04	\$109.92	\$0.88	0.81%	17
18	700 to 800 kWh	1	7.14%	42.86%	731	\$121.89	\$122.87	\$0.98	0.80%	18
19	800 to 900 kWh	1	7.14%	50.00%	831	\$149.64	\$150.84	\$1.20	0.80%	19
20	900 to 1000 kWh	1	7.14%	57.14%	977	\$193.02	\$194.56	\$1.54	0.80%	20
21	1000 to 1500 kWh	5	35.71%	92.86%	1168	\$249.99	\$251.99	\$2.00	0.80%	21
22	1500 to 2000 kWh	1	7.14%	100.00%	1936	\$477.91	\$481.71	\$3.80	0.80%	22
23	2000 to 3000 kWh	0	0.00%	100.00%	0	\$0.00	\$0.00	\$0.00	0.00%	23
24	> 3000 kWh	0	0.00%	100.00%	0	\$0.00	\$0.00	\$0.00	0.00%	24
25	TOTAL	14	100.00%	100.00%	894	\$182.92	\$184.39	\$1.47	0.80%	25

Note: DR w/ HUC reflects SDG&E's residential tiered rate schedule (Schedule DR) effective November 1, 2018 (AL 3290-E). DR w/o HUC is SDG&E's proposal to eliminate the HUC Charge.

Declaration of Cynthia Fang  
 November 30, 2018

APPENDIX C – ATTACHMENT E  
ILLUSTRATIVE HUC CUSTOMERS BY MONTH  
SAN DIEGO GAS AND ELECTRIC COMPANY  
PETITION FOR MODIFICATION OF D.15-07-001 AND D.17-07-006

**Typical Monthly Residential Energy Charges at DR w/ HUC and DR w/o HUC  
Desert Customers  
CARE, November, Basic**

Line No.	Energy kWh	Number of Customers	% of Customers	% of Customers Cumulative	Avg kWh for the Range	DR w/ HUC (\$)	DR w/o HUC (\$)	CHANGE (\$)	CHANGE (%)	Line No.
1	< 25 kWh	0	0.00%	0.00%	0	\$0.00	\$0.00	\$0.00	0.00%	1
2	25 to 50 kWh	0	0.00%	0.00%	0	\$0.00	\$0.00	\$0.00	0.00%	2
3	50 to 75 kWh	0	0.00%	0.00%	0	\$0.00	\$0.00	\$0.00	0.00%	3
4	75 to 100 kWh	0	0.00%	0.00%	0	\$0.00	\$0.00	\$0.00	0.00%	4
5	100 to 125 kWh	0	0.00%	0.00%	0	\$0.00	\$0.00	\$0.00	0.00%	5
6	125 to 150 kWh	0	0.00%	0.00%	0	\$0.00	\$0.00	\$0.00	0.00%	6
7	150 to 200 kWh	1	6.67%	6.67%	185	\$25.99	\$26.24	\$0.25	0.96%	7
8	200 to 250 kWh	2	13.33%	20.00%	230	\$32.39	\$32.70	\$0.31	0.96%	8
9	250 to 300 kWh	1	6.67%	26.67%	289	\$40.60	\$40.98	\$0.38	0.94%	9
10	300 to 350 kWh	3	20.00%	46.67%	325	\$45.66	\$46.10	\$0.44	0.97%	10
11	350 to 400 kWh	1	6.67%	53.33%	394	\$55.36	\$55.89	\$0.53	0.96%	11
12	400 to 450 kWh	2	13.33%	66.67%	431	\$61.51	\$62.11	\$0.60	0.97%	12
13	450 to 500 kWh	1	6.67%	73.33%	472	\$71.53	\$72.21	\$0.68	0.95%	13
14	500 to 550 kWh	2	13.33%	86.67%	527	\$85.46	\$86.27	\$0.81	0.95%	14
15	550 to 600 kWh	0	0.00%	86.67%	0	\$0.00	\$0.00	\$0.00	0.00%	15
16	600 to 650 kWh	0	0.00%	86.67%	0	\$0.00	\$0.00	\$0.00	0.00%	16
17	650 to 700 kWh	0	0.00%	86.67%	0	\$0.00	\$0.00	\$0.00	0.00%	17
18	700 to 800 kWh	1	6.67%	93.33%	760	\$143.82	\$145.19	\$1.37	0.95%	18
19	800 to 900 kWh	0	0.00%	93.33%	0	\$0.00	\$0.00	\$0.00	0.00%	19
20	900 to 1000 kWh	1	6.67%	100.00%	961	\$194.30	\$196.14	\$1.84	0.95%	20
21	1000 to 1500 kWh	0	0.00%	100.00%	0	\$0.00	\$0.00	\$0.00	0.00%	21
22	1500 to 2000 kWh	0	0.00%	100.00%	0	\$0.00	\$0.00	\$0.00	0.00%	22
23	2000 to 3000 kWh	0	0.00%	100.00%	0	\$0.00	\$0.00	\$0.00	0.00%	23
24	> 3000 kWh	0	0.00%	100.00%	0	\$0.00	\$0.00	\$0.00	0.00%	24
25	TOTAL	15	100.00%	100.00%	427	\$68.48	\$69.14	\$0.66	0.96%	25

Note: DR w/ HUC reflects SDG&E’s residential tiered rate schedule (Schedule DR) effective November 1, 2018 (AL 3290-E). DR w/o HUC is SDG&E’s proposal to eliminate the HUC Charge.

APPENDIX C – ATTACHMENT E  
ILLUSTRATIVE HUC CUSTOMERS BY MONTH  
SAN DIEGO GAS AND ELECTRIC COMPANY  
PETITION FOR MODIFICATION OF D.15-07-001 AND D.17-07-006

**Typical Monthly Residential Energy Charges at DR w/ HUC and DR w/o HUC  
Desert Customers  
CARE, November, All Electric**

Line									Line	
No.	Energy kWh	Number of Customers	% of Customers	% of Customers Cumulative	Avg kWh for the Range	DR w/ HUC (\$)	DR w/o HUC (\$)	CHANGE (\$)	CHANGE (%)	No.
1	< 25 kWh	0	0.00%	0.00%	0	\$0.00	\$0.00	\$0.00	0.00%	1
2	25 to 50 kWh	0	0.00%	0.00%	0	\$0.00	\$0.00	\$0.00	0.00%	2
3	50 to 75 kWh	1	7.14%	7.14%	68	\$9.56	\$9.65	\$0.09	0.94%	3
4	75 to 100 kWh	0	0.00%	7.14%	0	\$0.00	\$0.00	\$0.00	0.00%	4
5	100 to 125 kWh	0	0.00%	7.14%	0	\$0.00	\$0.00	\$0.00	0.00%	5
6	125 to 150 kWh	0	0.00%	7.14%	0	\$0.00	\$0.00	\$0.00	0.00%	6
7	150 to 200 kWh	0	0.00%	7.14%	0	\$0.00	\$0.00	\$0.00	0.00%	7
8	200 to 250 kWh	1	7.14%	14.29%	204	\$28.66	\$28.93	\$0.27	0.94%	8
9	250 to 300 kWh	0	0.00%	14.29%	0	\$0.00	\$0.00	\$0.00	0.00%	9
10	300 to 350 kWh	1	7.14%	21.43%	303	\$42.57	\$42.98	\$0.41	0.96%	10
11	350 to 400 kWh	1	7.14%	28.57%	365	\$51.28	\$51.78	\$0.50	0.98%	11
12	400 to 450 kWh	0	0.00%	28.57%	0	\$0.00	\$0.00	\$0.00	0.00%	12
13	450 to 500 kWh	2	14.29%	42.86%	492	\$69.13	\$69.78	\$0.65	0.95%	13
14	500 to 550 kWh	0	0.00%	42.86%	0	\$0.00	\$0.00	\$0.00	0.00%	14
15	550 to 600 kWh	0	0.00%	42.86%	0	\$0.00	\$0.00	\$0.00	0.00%	15
16	600 to 650 kWh	0	0.00%	42.86%	0	\$0.00	\$0.00	\$0.00	0.00%	16
17	650 to 700 kWh	1	7.14%	50.00%	688	\$96.67	\$97.60	\$0.93	0.96%	17
18	700 to 800 kWh	2	14.29%	64.29%	739	\$103.84	\$104.84	\$1.00	0.96%	18
19	800 to 900 kWh	0	0.00%	64.29%	0	\$0.00	\$0.00	\$0.00	0.00%	19
20	900 to 1000 kWh	2	14.29%	78.57%	940	\$149.77	\$151.20	\$1.43	0.96%	20
21	1000 to 1500 kWh	3	21.43%	100.00%	1194	\$213.54	\$215.57	\$2.03	0.95%	21
22	1500 to 2000 kWh	0	0.00%	100.00%	0	\$0.00	\$0.00	\$0.00	0.00%	22
23	2000 to 3000 kWh	0	0.00%	100.00%	0	\$0.00	\$0.00	\$0.00	0.00%	23
24	> 3000 kWh	0	0.00%	100.00%	0	\$0.00	\$0.00	\$0.00	0.00%	24
25	TOTAL	14	100.00%	100.00%	682	\$108.20	\$109.23	\$1.03	0.96%	25

Note: DR w/ HUC reflects SDG&E's residential tiered rate schedule (Schedule DR) effective November 1, 2018 (AL 3290-E). DR w/o HUC is SDG&E's proposal to eliminate the HUC Charge.

Declaration of Cynthia Fang  
November 30, 2018

APPENDIX C – ATTACHMENT E  
ILLUSTRATIVE HUC CUSTOMERS BY MONTH  
SAN DIEGO GAS AND ELECTRIC COMPANY  
PETITION FOR MODIFICATION OF D.15-07-001 AND D.17-07-006

**Typical Monthly Residential Energy Charges at DR w/ HUC and DR w/o HUC  
Desert Customers  
CARE, December, Basic**

Line										Line
No.	Energy kWh	Number of Customers	% of Customers	% of Customers Cumulative	Avg kWh for the Range	DR w/ HUC (\$)	DR w/o HUC (\$)	CHANGE (\$)	CHANGE (%)	No.
1	< 25 kWh	0	0.00%	0.00%	0	\$0.00	\$0.00	\$0.00	0.00%	1
2	25 to 50 kWh	0	0.00%	0.00%	0	\$0.00	\$0.00	\$0.00	0.00%	2
3	50 to 75 kWh	0	0.00%	0.00%	0	\$0.00	\$0.00	\$0.00	0.00%	3
4	75 to 100 kWh	0	0.00%	0.00%	0	\$0.00	\$0.00	\$0.00	0.00%	4
5	100 to 125 kWh	0	0.00%	0.00%	0	\$0.00	\$0.00	\$0.00	0.00%	5
6	125 to 150 kWh	0	0.00%	0.00%	0	\$0.00	\$0.00	\$0.00	0.00%	6
7	150 to 200 kWh	1	6.67%	6.67%	188	\$26.42	\$26.67	\$0.25	0.95%	7
8	200 to 250 kWh	0	0.00%	6.67%	0	\$0.00	\$0.00	\$0.00	0.00%	8
9	250 to 300 kWh	4	26.67%	33.33%	263	\$37.06	\$37.42	\$0.36	0.97%	9
10	300 to 350 kWh	1	6.67%	40.00%	338	\$47.50	\$47.95	\$0.45	0.95%	10
11	350 to 400 kWh	1	6.67%	46.67%	368	\$51.71	\$52.20	\$0.49	0.95%	11
12	400 to 450 kWh	2	13.33%	60.00%	427	\$60.06	\$60.64	\$0.58	0.97%	12
13	450 to 500 kWh	0	0.00%	60.00%	0	\$0.00	\$0.00	\$0.00	0.00%	13
14	500 to 550 kWh	2	13.33%	73.33%	522	\$82.65	\$83.44	\$0.79	0.96%	14
15	550 to 600 kWh	2	13.33%	86.67%	573	\$95.46	\$96.37	\$0.91	0.96%	15
16	600 to 650 kWh	0	0.00%	86.67%	0	\$0.00	\$0.00	\$0.00	0.00%	16
17	650 to 700 kWh	0	0.00%	86.67%	0	\$0.00	\$0.00	\$0.00	0.00%	17
18	700 to 800 kWh	1	6.67%	93.33%	791	\$150.06	\$151.49	\$1.43	0.95%	18
19	800 to 900 kWh	0	0.00%	93.33%	0	\$0.00	\$0.00	\$0.00	0.00%	19
20	900 to 1000 kWh	0	0.00%	93.33%	0	\$0.00	\$0.00	\$0.00	0.00%	20
21	1000 to 1500 kWh	0	0.00%	93.33%	0	\$0.00	\$0.00	\$0.00	0.00%	21
22	1500 to 2000 kWh	1	6.67%	100.00%	1575	\$356.38	\$350.19	(\$6.19)	-1.74%	22
23	2000 to 3000 kWh	0	0.00%	100.00%	0	\$0.00	\$0.00	\$0.00	0.00%	23
24	> 3000 kWh	0	0.00%	100.00%	0	\$0.00	\$0.00	\$0.00	0.00%	24
25	TOTAL	15	100.00%	100.00%	490	\$83.77	\$83.94	\$0.17	0.19%	25

Note: DR w/ HUC reflects SDG&E’s residential tiered rate schedule (Schedule DR) effective November 1, 2018 (AL 3290-E). DR w/o HUC is SDG&E’s proposal to eliminate the HUC Charge.

Declaration of Cynthia Fang  
November 30, 2018



APPENDIX C – ATTACHMENT E  
 ILLUSTRATIVE HUC CUSTOMERS BY MONTH  
 SAN DIEGO GAS AND ELECTRIC COMPANY  
 PETITION FOR MODIFICATION OF D.15-07-001 AND D.17-07-006

**Typical Monthly Residential Energy Charges at DR w/ HUC and DR w/o HUC  
 Desert Customers  
 CARE, December, All Electric**

Line										Line
No.	Energy kWh	Number of Customers	% of Customers	% of Customers Cumulative	Avg kWh for the Range	DR w/ HUC (\$)	DR w/o HUC (\$)	CHANGE (\$)	CHANGE (%)	No.
1	< 25 kWh	0	0.00%	0.00%	0	\$0.00	\$0.00	\$0.00	0.00%	1
2	25 to 50 kWh	0	0.00%	0.00%	0	\$0.00	\$0.00	\$0.00	0.00%	2
3	50 to 75 kWh	0	0.00%	0.00%	0	\$0.00	\$0.00	\$0.00	0.00%	3
4	75 to 100 kWh	1	7.14%	7.14%	88	\$12.37	\$12.49	\$0.12	0.97%	4
5	100 to 125 kWh	0	0.00%	7.14%	0	\$0.00	\$0.00	\$0.00	0.00%	5
6	125 to 150 kWh	0	0.00%	7.14%	0	\$0.00	\$0.00	\$0.00	0.00%	6
7	150 to 200 kWh	0	0.00%	7.14%	0	\$0.00	\$0.00	\$0.00	0.00%	7
8	200 to 250 kWh	0	0.00%	7.14%	0	\$0.00	\$0.00	\$0.00	0.00%	8
9	250 to 300 kWh	1	7.14%	14.29%	288	\$40.47	\$40.85	\$0.38	0.94%	9
10	300 to 350 kWh	0	0.00%	14.29%	0	\$0.00	\$0.00	\$0.00	0.00%	10
11	350 to 400 kWh	0	0.00%	14.29%	0	\$0.00	\$0.00	\$0.00	0.00%	11
12	400 to 450 kWh	0	0.00%	14.29%	0	\$0.00	\$0.00	\$0.00	0.00%	12
13	450 to 500 kWh	0	0.00%	14.29%	0	\$0.00	\$0.00	\$0.00	0.00%	13
14	500 to 550 kWh	1	7.14%	21.43%	502	\$70.54	\$71.21	\$0.67	0.95%	14
15	550 to 600 kWh	1	7.14%	28.57%	555	\$77.98	\$78.73	\$0.75	0.96%	15
16	600 to 650 kWh	0	0.00%	28.57%	0	\$0.00	\$0.00	\$0.00	0.00%	16
17	650 to 700 kWh	1	7.14%	35.72%	668	\$93.85	\$94.75	\$0.90	0.96%	17
18	700 to 800 kWh	0	0.00%	35.72%	0	\$0.00	\$0.00	\$0.00	0.00%	18
19	800 to 900 kWh	1	7.14%	42.86%	869	\$129.06	\$130.30	\$1.24	0.96%	19
20	900 to 1000 kWh	1	7.14%	50.00%	908	\$138.86	\$140.19	\$1.33	0.96%	20
21	1000 to 1500 kWh	6	42.86%	92.86%	1230	\$219.79	\$221.88	\$2.09	0.95%	21
22	1500 to 2000 kWh	1	7.14%	100.00%	1793	\$361.06	\$364.48	\$3.42	0.95%	22
23	2000 to 3000 kWh	0	0.00%	100.00%	0	\$0.00	\$0.00	\$0.00	0.00%	23
24	> 3000 kWh	0	0.00%	100.00%	0	\$0.00	\$0.00	\$0.00	0.00%	24
25	TOTAL	14	100.00%	100.00%	932	\$160.21	\$161.73	\$1.52	0.95%	25

Note: DR w/ HUC reflects SDG&E's residential tiered rate schedule (Schedule DR) effective November 1, 2018 (AL 3290-E). DR w/o HUC is SDG&E's proposal to eliminate the HUC Charge.

Declaration of Cynthia Fang  
 November 30, 2018

APPENDIX C – ATTACHMENT E  
 ILLUSTRATIVE HUC CUSTOMERS BY MONTH  
 SAN DIEGO GAS AND ELECTRIC COMPANY  
 PETITION FOR MODIFICATION OF D.15-07-001 AND D.17-07-006

**Typical Monthly Residential Energy Charges at DR w/ HUC and DR w/o HUC  
 Desert Customers  
 Non-CARE, January, Basic**

Line No.	Energy kWh	Number of Customers	% of Customers	% of Customers Cumulative	Avg kWh for the Range	DR w/ HUC (\$)	DR w/o HUC (\$)	CHANGE (\$)	CHANGE (%)	Line No.
1	< 25 kWh	1	1.43%	1.43%	2	\$10.20	\$10.20	\$0.00	0.00%	1
2	25 to 50 kWh	1	1.43%	2.86%	30	\$10.22	\$10.22	\$0.00	0.00%	2
3	50 to 75 kWh	1	1.43%	4.29%	74	\$16.92	\$17.08	\$0.16	0.95%	3
4	75 to 100 kWh	0	0.00%	4.29%	0	\$0.00	\$0.00	\$0.00	0.00%	4
5	100 to 125 kWh	0	0.00%	4.29%	0	\$0.00	\$0.00	\$0.00	0.00%	5
6	125 to 150 kWh	0	0.00%	4.29%	0	\$0.00	\$0.00	\$0.00	0.00%	6
7	150 to 200 kWh	0	0.00%	4.29%	0	\$0.00	\$0.00	\$0.00	0.00%	7
8	200 to 250 kWh	3	4.29%	8.57%	220	\$50.33	\$50.80	\$0.47	0.94%	8
9	250 to 300 kWh	2	2.86%	11.43%	266	\$60.97	\$61.55	\$0.58	0.94%	9
10	300 to 350 kWh	3	4.29%	15.72%	331	\$75.87	\$76.58	\$0.71	0.95%	10
11	350 to 400 kWh	4	5.71%	21.43%	386	\$88.35	\$89.19	\$0.84	0.94%	11
12	400 to 450 kWh	2	2.86%	24.29%	425	\$97.34	\$98.26	\$0.92	0.95%	12
13	450 to 500 kWh	1	1.43%	25.72%	497	\$123.66	\$124.83	\$1.17	0.95%	13
14	500 to 550 kWh	4	5.71%	31.43%	536	\$139.57	\$140.90	\$1.33	0.95%	14
15	550 to 600 kWh	3	4.29%	35.72%	585	\$159.03	\$160.53	\$1.50	0.95%	15
16	600 to 650 kWh	3	4.29%	40.00%	617	\$171.84	\$173.47	\$1.63	0.95%	16
17	650 to 700 kWh	3	4.29%	44.29%	667	\$191.73	\$193.55	\$1.82	0.95%	17
18	700 to 800 kWh	6	8.57%	52.86%	744	\$222.77	\$224.88	\$2.11	0.95%	18
19	800 to 900 kWh	2	2.86%	55.72%	886	\$279.65	\$282.30	\$2.65	0.95%	19
20	900 to 1000 kWh	1	1.43%	57.15%	904	\$286.64	\$289.36	\$2.72	0.95%	20
21	1000 to 1500 kWh	17	24.29%	81.43%	1278	\$438.64	\$440.86	\$2.22	0.51%	21
22	1500 to 2000 kWh	7	10.00%	91.43%	1862	\$704.07	\$676.75	(\$27.32)	-3.88%	22
23	2000 to 3000 kWh	5	7.14%	98.57%	2629	\$1,062.00	\$986.95	(\$75.05)	-7.07%	23
24	> 3000 kWh	1	1.43%	100.00%	7175	\$3,182.24	\$2,824.47	(\$357.77)	-11.24%	24
25	TOTAL	70	100.00%	100.00%	1074	\$377.08	\$365.16	(\$11.92)	-3.16%	25

Note: DR w/ HUC reflects SDG&E's residential tiered rate schedule (Schedule DR) effective November 1, 2018 (AL 3290-E). DR w/o HUC is SDG&E's proposal to eliminate the HUC Charge.

APPENDIX C – ATTACHMENT E  
ILLUSTRATIVE HUC CUSTOMERS BY MONTH  
SAN DIEGO GAS AND ELECTRIC COMPANY  
PETITION FOR MODIFICATION OF D.15-07-001 AND D.17-07-006

**Typical Monthly Residential Energy Charges at DR w/ HUC and DR w/o HUC  
Desert Customers  
Non-CARE, January, All Electric**

Line										Line
No.	Energy kWh	Number of Customers	% of Customers	% of Customers Cumulative	Avg kWh for the Range	DR w/ HUC (\$)	DR w/o HUC (\$)	CHANGE (\$)	CHANGE (%)	No.
1	< 25 kWh	0	0.00%	0.00%	0	\$0.00	\$0.00	\$0.00	0.00%	1
2	25 to 50 kWh	0	0.00%	0.00%	0	\$0.00	\$0.00	\$0.00	0.00%	2
3	50 to 75 kWh	0	0.00%	0.00%	0	\$0.00	\$0.00	\$0.00	0.00%	3
4	75 to 100 kWh	0	0.00%	0.00%	0	\$0.00	\$0.00	\$0.00	0.00%	4
5	100 to 125 kWh	0	0.00%	0.00%	0	\$0.00	\$0.00	\$0.00	0.00%	5
6	125 to 150 kWh	0	0.00%	0.00%	0	\$0.00	\$0.00	\$0.00	0.00%	6
7	150 to 200 kWh	0	0.00%	0.00%	0	\$0.00	\$0.00	\$0.00	0.00%	7
8	200 to 250 kWh	0	0.00%	0.00%	0	\$0.00	\$0.00	\$0.00	0.00%	8
9	250 to 300 kWh	0	0.00%	0.00%	0	\$0.00	\$0.00	\$0.00	0.00%	9
10	300 to 350 kWh	0	0.00%	0.00%	0	\$0.00	\$0.00	\$0.00	0.00%	10
11	350 to 400 kWh	2	3.92%	3.92%	371	\$84.99	\$85.79	\$0.80	0.95%	11
12	400 to 450 kWh	2	3.92%	7.84%	435	\$99.63	\$100.57	\$0.94	0.94%	12
13	450 to 500 kWh	3	5.88%	13.73%	480	\$109.96	\$110.99	\$1.03	0.94%	13
14	500 to 550 kWh	1	1.96%	15.69%	526	\$120.33	\$121.47	\$1.14	0.95%	14
15	550 to 600 kWh	0	0.00%	15.69%	0	\$0.00	\$0.00	\$0.00	0.00%	15
16	600 to 650 kWh	3	5.88%	21.57%	623	\$142.51	\$143.86	\$1.35	0.95%	16
17	650 to 700 kWh	3	5.88%	27.45%	684	\$156.54	\$158.02	\$1.48	0.95%	17
18	700 to 800 kWh	4	7.84%	35.29%	741	\$169.51	\$171.11	\$1.60	0.95%	18
19	800 to 900 kWh	8	15.69%	50.98%	873	\$211.21	\$213.20	\$1.99	0.94%	19
20	900 to 1000 kWh	4	7.84%	58.82%	955	\$244.24	\$246.55	\$2.31	0.95%	20
21	1000 to 1500 kWh	11	21.57%	80.39%	1167	\$329.31	\$332.42	\$3.11	0.95%	21
22	1500 to 2000 kWh	6	11.77%	92.16%	1600	\$502.61	\$507.37	\$4.76	0.95%	22
23	2000 to 3000 kWh	2	3.92%	96.08%	2291	\$779.27	\$786.65	\$7.38	0.95%	23
24	> 3000 kWh	2	3.92%	100.00%	3581	\$1,368.56	\$1,308.15	(\$60.41)	-4.41%	24
25	TOTAL	51	100.00%	100.00%	1087	\$313.63	\$313.72	\$0.09	0.03%	25

Note: DR w/ HUC reflects SDG&E’s residential tiered rate schedule (Schedule DR) effective November 1, 2018 (AL 3290-E). DR w/o HUC is SDG&E’s proposal to eliminate the HUC Charge.

Declaration of Cynthia Fang  
November 30, 2018

APPENDIX C – ATTACHMENT E  
ILLUSTRATIVE HUC CUSTOMERS BY MONTH  
SAN DIEGO GAS AND ELECTRIC COMPANY  
PETITION FOR MODIFICATION OF D.15-07-001 AND D.17-07-006

**Typical Monthly Residential Energy Charges at DR w/ HUC and DR w/o HUC  
Desert Customers  
Non-CARE, February, Basic**

Line No.	Energy kWh	Number of Customers	% of Customers	% of Customers Cumulative	Avg kWh for the Range	DR w/ HUC (\$)	DR w/o HUC (\$)	CHANGE (\$)	CHANGE (%)	Line No.
1	< 25 kWh	0	0.00%	0.00%	0	\$0.00	\$0.00	\$0.00	0.00%	1
2	25 to 50 kWh	2	2.86%	2.86%	31	\$9.24	\$9.24	\$0.00	0.00%	2
3	50 to 75 kWh	0	0.00%	2.86%	0	\$0.00	\$0.00	\$0.00	0.00%	3
4	75 to 100 kWh	0	0.00%	2.86%	0	\$0.00	\$0.00	\$0.00	0.00%	4
5	100 to 125 kWh	0	0.00%	2.86%	0	\$0.00	\$0.00	\$0.00	0.00%	5
6	125 to 150 kWh	0	0.00%	2.86%	0	\$0.00	\$0.00	\$0.00	0.00%	6
7	150 to 200 kWh	3	4.29%	7.14%	185	\$42.39	\$42.79	\$0.40	0.94%	7
8	200 to 250 kWh	1	1.43%	8.57%	202	\$46.20	\$46.64	\$0.44	0.95%	8
9	250 to 300 kWh	2	2.86%	11.43%	271	\$62.11	\$62.70	\$0.59	0.94%	9
10	300 to 350 kWh	3	4.29%	15.72%	336	\$76.86	\$77.59	\$0.73	0.95%	10
11	350 to 400 kWh	3	4.29%	20.00%	374	\$85.83	\$86.64	\$0.81	0.95%	11
12	400 to 450 kWh	3	4.29%	24.29%	434	\$105.91	\$106.91	\$1.00	0.95%	12
13	450 to 500 kWh	3	4.29%	28.57%	485	\$126.06	\$127.26	\$1.20	0.95%	13
14	500 to 550 kWh	4	5.71%	34.29%	530	\$144.19	\$145.55	\$1.36	0.95%	14
15	550 to 600 kWh	2	2.86%	37.14%	561	\$156.50	\$157.98	\$1.48	0.95%	15
16	600 to 650 kWh	4	5.71%	42.86%	628	\$183.54	\$185.28	\$1.74	0.95%	16
17	650 to 700 kWh	6	8.57%	51.43%	673	\$201.42	\$203.33	\$1.91	0.95%	17
18	700 to 800 kWh	2	2.86%	54.29%	784	\$245.81	\$248.14	\$2.33	0.95%	18
19	800 to 900 kWh	2	2.86%	57.14%	887	\$287.26	\$289.98	\$2.72	0.95%	19
20	900 to 1000 kWh	4	5.71%	62.86%	962	\$317.19	\$320.20	\$3.01	0.95%	20
21	1000 to 1500 kWh	13	18.57%	81.43%	1238	\$431.44	\$431.92	\$0.48	0.11%	21
22	1500 to 2000 kWh	6	8.57%	90.00%	1697	\$643.06	\$617.36	(\$25.70)	-4.00%	22
23	2000 to 3000 kWh	6	8.57%	98.57%	2404	\$972.69	\$903.03	(\$69.66)	-7.16%	23
24	> 3000 kWh	1	1.43%	100.00%	6783	\$3,015.32	\$2,673.29	(\$342.03)	-11.34%	24
25	TOTAL	70	100.00%	100.00%	1010	\$356.94	\$344.87	(\$12.07)	-3.38%	25

Note: DR w/ HUC reflects SDG&E’s residential tiered rate schedule (Schedule DR) effective November 1, 2018 (AL 3290-E). DR w/o HUC is SDG&E’s proposal to eliminate the HUC Charge.

APPENDIX C – ATTACHMENT E  
ILLUSTRATIVE HUC CUSTOMERS BY MONTH  
SAN DIEGO GAS AND ELECTRIC COMPANY  
PETITION FOR MODIFICATION OF D.15-07-001 AND D.17-07-006

**Typical Monthly Residential Energy Charges at DR w/ HUC and DR w/o HUC  
Desert Customers  
Non-CARE, February, All Electric**

Line										Line
No.	Energy kWh	Number of Customers	% of Customers	% of Customers Cumulative	Avg kWh for the Range	DR w/ HUC (\$)	DR w/o HUC (\$)	CHANGE (\$)	CHANGE (%)	No.
1	< 25 kWh	0	0.00%	0.00%	0	\$0.00	\$0.00	\$0.00	0.00%	1
2	25 to 50 kWh	0	0.00%	0.00%	0	\$0.00	\$0.00	\$0.00	0.00%	2
3	50 to 75 kWh	0	0.00%	0.00%	0	\$0.00	\$0.00	\$0.00	0.00%	3
4	75 to 100 kWh	0	0.00%	0.00%	0	\$0.00	\$0.00	\$0.00	0.00%	4
5	100 to 125 kWh	1	1.96%	1.96%	108	\$24.70	\$24.93	\$0.23	0.93%	5
6	125 to 150 kWh	0	0.00%	1.96%	0	\$0.00	\$0.00	\$0.00	0.00%	6
7	150 to 200 kWh	0	0.00%	1.96%	0	\$0.00	\$0.00	\$0.00	0.00%	7
8	200 to 250 kWh	0	0.00%	1.96%	0	\$0.00	\$0.00	\$0.00	0.00%	8
9	250 to 300 kWh	0	0.00%	1.96%	0	\$0.00	\$0.00	\$0.00	0.00%	9
10	300 to 350 kWh	0	0.00%	1.96%	0	\$0.00	\$0.00	\$0.00	0.00%	10
11	350 to 400 kWh	1	1.96%	3.92%	385	\$88.07	\$88.91	\$0.84	0.95%	11
12	400 to 450 kWh	2	3.92%	7.84%	421	\$96.42	\$97.33	\$0.91	0.94%	12
13	450 to 500 kWh	1	1.96%	9.81%	482	\$110.27	\$111.31	\$1.04	0.94%	13
14	500 to 550 kWh	4	7.84%	17.65%	528	\$120.90	\$122.04	\$1.14	0.95%	14
15	550 to 600 kWh	1	1.96%	19.61%	593	\$135.65	\$136.93	\$1.28	0.94%	15
16	600 to 650 kWh	4	7.84%	27.45%	622	\$142.40	\$143.75	\$1.35	0.95%	16
17	650 to 700 kWh	1	1.96%	29.41%	655	\$149.84	\$151.25	\$1.41	0.94%	17
18	700 to 800 kWh	2	3.92%	33.34%	746	\$174.17	\$175.82	\$1.65	0.94%	18
19	800 to 900 kWh	10	19.61%	52.94%	845	\$213.63	\$215.65	\$2.02	0.95%	19
20	900 to 1000 kWh	4	7.84%	60.79%	967	\$262.45	\$264.94	\$2.49	0.95%	20
21	1000 to 1500 kWh	12	23.53%	84.32%	1249	\$375.28	\$378.83	\$3.55	0.95%	21
22	1500 to 2000 kWh	5	9.80%	94.12%	1685	\$549.78	\$554.99	\$5.21	0.95%	22
23	2000 to 3000 kWh	2	3.92%	98.04%	2505	\$899.58	\$886.49	(\$13.09)	-1.46%	23
24	> 3000 kWh	1	1.96%	100.00%	3342	\$1,286.09	\$1,224.86	(\$61.23)	-4.76%	24
25	TOTAL	51	100.00%	100.00%	1044	\$306.40	\$307.02	\$0.62	0.20%	25

Note: DR w/ HUC reflects SDG&E's residential tiered rate schedule (Schedule DR) effective November 1, 2018 (AL 3290-E). DR w/o HUC is SDG&E's proposal to eliminate the HUC Charge.

Declaration of Cynthia Fang  
November 30, 2018

APPENDIX C – ATTACHMENT E  
ILLUSTRATIVE HUC CUSTOMERS BY MONTH  
SAN DIEGO GAS AND ELECTRIC COMPANY  
PETITION FOR MODIFICATION OF D.15-07-001 AND D.17-07-006

**Typical Monthly Residential Energy Charges at DR w/ HUC and DR w/o HUC  
Desert Customers  
Non-CARE, March, Basic**

Line										Line
No.	Energy kWh	Number of Customers	% of Customers	% of Customers Cumulative	Avg kWh for the Range	DR w/ HUC (\$)	DR w/o HUC (\$)	CHANGE (\$)	CHANGE (%)	No.
1	< 25 kWh	0	0.00%	0.00%	0	\$0.00	\$0.00	\$0.00	0.00%	1
2	25 to 50 kWh	1	1.43%	1.43%	33	\$10.23	\$10.23	\$0.00	0.00%	2
3	50 to 75 kWh	0	0.00%	1.43%	0	\$0.00	\$0.00	\$0.00	0.00%	3
4	75 to 100 kWh	0	0.00%	1.43%	0	\$0.00	\$0.00	\$0.00	0.00%	4
5	100 to 125 kWh	0	0.00%	1.43%	0	\$0.00	\$0.00	\$0.00	0.00%	5
6	125 to 150 kWh	0	0.00%	1.43%	0	\$0.00	\$0.00	\$0.00	0.00%	6
7	150 to 200 kWh	1	1.43%	2.86%	183	\$41.85	\$42.24	\$0.39	0.93%	7
8	200 to 250 kWh	0	0.00%	2.86%	0	\$0.00	\$0.00	\$0.00	0.00%	8
9	250 to 300 kWh	1	1.43%	4.29%	260	\$59.48	\$60.05	\$0.57	0.96%	9
10	300 to 350 kWh	3	4.29%	8.57%	321	\$73.58	\$74.28	\$0.70	0.95%	10
11	350 to 400 kWh	5	7.14%	15.72%	387	\$88.57	\$89.41	\$0.84	0.94%	11
12	400 to 450 kWh	4	5.71%	21.43%	423	\$97.11	\$98.03	\$0.92	0.95%	12
13	450 to 500 kWh	3	4.29%	25.72%	469	\$112.58	\$113.65	\$1.07	0.95%	13
14	500 to 550 kWh	1	1.43%	27.15%	543	\$142.07	\$143.42	\$1.35	0.95%	14
15	550 to 600 kWh	1	1.43%	28.57%	551	\$145.28	\$146.65	\$1.37	0.94%	15
16	600 to 650 kWh	4	5.71%	34.29%	628	\$176.22	\$177.89	\$1.67	0.95%	16
17	650 to 700 kWh	4	5.71%	40.00%	677	\$195.74	\$197.59	\$1.85	0.95%	17
18	700 to 800 kWh	6	8.57%	48.57%	754	\$226.78	\$228.92	\$2.14	0.95%	18
19	800 to 900 kWh	4	5.71%	54.29%	833	\$258.20	\$260.65	\$2.45	0.95%	19
20	900 to 1000 kWh	2	2.86%	57.14%	956	\$307.67	\$310.59	\$2.92	0.95%	20
21	1000 to 1500 kWh	16	22.86%	80.00%	1262	\$431.38	\$434.19	\$2.81	0.65%	21
22	1500 to 2000 kWh	4	5.71%	85.72%	1738	\$646.22	\$626.62	(\$19.60)	-3.03%	22
23	2000 to 3000 kWh	9	12.86%	98.57%	2503	\$1,003.20	\$935.99	(\$67.21)	-6.70%	23
24	> 3000 kWh	1	1.43%	100.00%	8825	\$3,951.90	\$3,491.50	(\$460.40)	-11.65%	24
25	TOTAL	70	100.00%	100.00%	1158	\$410.76	\$395.91	(\$14.85)	-3.62%	25

Note: DR w/ HUC reflects SDG&E's residential tiered rate schedule (Schedule DR) effective November 1, 2018 (AL 3290-E). DR w/o HUC is SDG&E's proposal to eliminate the HUC Charge.

Declaration of Cynthia Fang  
November 30, 2018

APPENDIX C – ATTACHMENT E  
ILLUSTRATIVE HUC CUSTOMERS BY MONTH  
SAN DIEGO GAS AND ELECTRIC COMPANY  
PETITION FOR MODIFICATION OF D.15-07-001 AND D.17-07-006

**Typical Monthly Residential Energy Charges at DR w/ HUC and DR w/o HUC  
Desert Customers  
Non-CARE, March, All Electric**

Line										Line
No.	Energy kWh	Number of Customers	% of Customers	% of Customers Cumulative	Avg kWh for the Range	DR w/ HUC (\$)	DR w/o HUC (\$)	CHANGE (\$)	CHANGE (%)	No.
1	< 25 kWh	0	0.00%	0.00%	0	\$0.00	\$0.00	\$0.00	0.00%	1
2	25 to 50 kWh	0	0.00%	0.00%	0	\$0.00	\$0.00	\$0.00	0.00%	2
3	50 to 75 kWh	0	0.00%	0.00%	0	\$0.00	\$0.00	\$0.00	0.00%	3
4	75 to 100 kWh	0	0.00%	0.00%	0	\$0.00	\$0.00	\$0.00	0.00%	4
5	100 to 125 kWh	0	0.00%	0.00%	0	\$0.00	\$0.00	\$0.00	0.00%	5
6	125 to 150 kWh	0	0.00%	0.00%	0	\$0.00	\$0.00	\$0.00	0.00%	6
7	150 to 200 kWh	0	0.00%	0.00%	0	\$0.00	\$0.00	\$0.00	0.00%	7
8	200 to 250 kWh	0	0.00%	0.00%	0	\$0.00	\$0.00	\$0.00	0.00%	8
9	250 to 300 kWh	0	0.00%	0.00%	0	\$0.00	\$0.00	\$0.00	0.00%	9
10	300 to 350 kWh	1	1.96%	1.96%	327	\$74.80	\$75.51	\$0.71	0.95%	10
11	350 to 400 kWh	2	3.92%	5.88%	378	\$86.48	\$87.29	\$0.81	0.94%	11
12	400 to 450 kWh	2	3.92%	9.81%	415	\$94.94	\$95.84	\$0.90	0.94%	12
13	450 to 500 kWh	1	1.96%	11.77%	491	\$112.33	\$113.39	\$1.06	0.94%	13
14	500 to 550 kWh	2	3.92%	15.69%	504	\$115.30	\$116.39	\$1.09	0.95%	14
15	550 to 600 kWh	1	1.96%	17.65%	571	\$130.61	\$131.85	\$1.24	0.95%	15
16	600 to 650 kWh	3	5.88%	23.53%	630	\$144.12	\$145.48	\$1.36	0.95%	16
17	650 to 700 kWh	0	0.00%	23.53%	0	\$0.00	\$0.00	\$0.00	0.00%	17
18	700 to 800 kWh	5	9.80%	33.34%	729	\$166.81	\$168.39	\$1.58	0.95%	18
19	800 to 900 kWh	1	1.96%	35.30%	859	\$205.61	\$207.55	\$1.94	0.94%	19
20	900 to 1000 kWh	10	19.61%	54.90%	940	\$238.24	\$240.49	\$2.25	0.95%	20
21	1000 to 1500 kWh	18	35.29%	90.20%	1220	\$350.26	\$353.57	\$3.31	0.95%	21
22	1500 to 2000 kWh	4	7.84%	98.04%	1596	\$500.75	\$505.49	\$4.74	0.95%	22
23	2000 to 3000 kWh	0	0.00%	98.04%	0	\$0.00	\$0.00	\$0.00	0.00%	23
24	> 3000 kWh	1	1.96%	100.00%	3279	\$1,227.44	\$1,185.85	(\$41.59)	-3.39%	24
25	TOTAL	51	100.00%	100.00%	1008	\$280.41	\$282.01	\$1.60	0.57%	25

Note: DR w/ HUC reflects SDG&E’s residential tiered rate schedule (Schedule DR) effective November 1, 2018 (AL 3290-E). DR w/o HUC is SDG&E’s proposal to eliminate the HUC Charge.

APPENDIX C – ATTACHMENT E  
 ILLUSTRATIVE HUC CUSTOMERS BY MONTH  
 SAN DIEGO GAS AND ELECTRIC COMPANY  
 PETITION FOR MODIFICATION OF D.15-07-001 AND D.17-07-006

**Typical Monthly Residential Energy Charges at DR w/ HUC and DR w/o HUC  
 Desert Customers  
 Non-CARE, April, Basic**

Line No.	Energy kWh	Number of Customers	% of Customers	% of Customers Cumulative	Avg kWh for the Range	DR w/ HUC (\$)	DR w/o HUC (\$)	CHANGE (\$)	CHANGE (%)	Line No.
1	< 25 kWh	0	0.00%	0.00%	0	\$0.00	\$0.00	\$0.00	0.00%	1
2	25 to 50 kWh	1	1.43%	1.43%	40	\$9.90	\$9.90	\$0.00	0.00%	2
3	50 to 75 kWh	0	0.00%	1.43%	0	\$0.00	\$0.00	\$0.00	0.00%	3
4	75 to 100 kWh	0	0.00%	1.43%	0	\$0.00	\$0.00	\$0.00	0.00%	4
5	100 to 125 kWh	0	0.00%	1.43%	0	\$0.00	\$0.00	\$0.00	0.00%	5
6	125 to 150 kWh	0	0.00%	1.43%	0	\$0.00	\$0.00	\$0.00	0.00%	6
7	150 to 200 kWh	0	0.00%	1.43%	0	\$0.00	\$0.00	\$0.00	0.00%	7
8	200 to 250 kWh	0	0.00%	1.43%	0	\$0.00	\$0.00	\$0.00	0.00%	8
9	250 to 300 kWh	1	1.43%	2.86%	284	\$64.97	\$65.58	\$0.61	0.94%	9
10	300 to 350 kWh	2	2.86%	5.72%	320	\$73.21	\$73.90	\$0.69	0.94%	10
11	350 to 400 kWh	0	0.00%	5.72%	0	\$0.00	\$0.00	\$0.00	0.00%	11
12	400 to 450 kWh	1	1.43%	7.14%	406	\$92.88	\$93.76	\$0.88	0.95%	12
13	450 to 500 kWh	2	2.86%	10.00%	467	\$114.04	\$115.12	\$1.08	0.95%	13
14	500 to 550 kWh	3	4.29%	14.29%	538	\$142.74	\$144.09	\$1.35	0.95%	14
15	550 to 600 kWh	1	1.43%	15.72%	595	\$165.29	\$166.86	\$1.57	0.95%	15
16	600 to 650 kWh	1	1.43%	17.15%	622	\$176.11	\$177.78	\$1.67	0.95%	16
17	650 to 700 kWh	5	7.14%	24.29%	677	\$198.30	\$200.18	\$1.88	0.95%	17
18	700 to 800 kWh	5	7.14%	31.43%	762	\$232.17	\$234.37	\$2.20	0.95%	18
19	800 to 900 kWh	6	8.57%	40.00%	836	\$262.01	\$264.50	\$2.49	0.95%	19
20	900 to 1000 kWh	4	5.71%	45.72%	965	\$313.77	\$316.75	\$2.98	0.95%	20
21	1000 to 1500 kWh	19	27.14%	72.86%	1195	\$406.96	\$409.42	\$2.46	0.61%	21
22	1500 to 2000 kWh	10	14.29%	87.15%	1620	\$596.46	\$581.31	(\$15.15)	-2.54%	22
23	2000 to 3000 kWh	7	10.00%	97.15%	2289	\$908.83	\$852.03	(\$56.80)	-6.25%	23
24	> 3000 kWh	2	2.86%	100.00%	6530	\$2,886.92	\$2,566.34	(\$320.58)	-11.10%	24
25	TOTAL	70	100.00%	100.00%	1274	\$458.91	\$443.43	(\$15.48)	-3.37%	25

Note: DR w/ HUC reflects SDG&E's residential tiered rate schedule (Schedule DR) effective November 1, 2018 (AL 3290-E). DR w/o HUC is SDG&E's proposal to eliminate the HUC Charge.



APPENDIX C – ATTACHMENT E  
ILLUSTRATIVE HUC CUSTOMERS BY MONTH  
SAN DIEGO GAS AND ELECTRIC COMPANY  
PETITION FOR MODIFICATION OF D.15-07-001 AND D.17-07-006

**Typical Monthly Residential Energy Charges at DR w/ HUC and DR w/o HUC  
Desert Customers  
Non-CARE, April, All Electric**

Line										Line
No.	Energy kWh	Number of Customers	% of Customers	% of Customers Cumulative	Avg kWh for the Range	DR w/ HUC (\$)	DR w/o HUC (\$)	CHANGE (\$)	CHANGE (%)	No.
1	< 25 kWh	0	0.00%	0.00%	0	\$0.00	\$0.00	\$0.00	0.00%	1
2	25 to 50 kWh	0	0.00%	0.00%	0	\$0.00	\$0.00	\$0.00	0.00%	2
3	50 to 75 kWh	0	0.00%	0.00%	0	\$0.00	\$0.00	\$0.00	0.00%	3
4	75 to 100 kWh	0	0.00%	0.00%	0	\$0.00	\$0.00	\$0.00	0.00%	4
5	100 to 125 kWh	0	0.00%	0.00%	0	\$0.00	\$0.00	\$0.00	0.00%	5
6	125 to 150 kWh	0	0.00%	0.00%	0	\$0.00	\$0.00	\$0.00	0.00%	6
7	150 to 200 kWh	0	0.00%	0.00%	0	\$0.00	\$0.00	\$0.00	0.00%	7
8	200 to 250 kWh	0	0.00%	0.00%	0	\$0.00	\$0.00	\$0.00	0.00%	8
9	250 to 300 kWh	0	0.00%	0.00%	0	\$0.00	\$0.00	\$0.00	0.00%	9
10	300 to 350 kWh	0	0.00%	0.00%	0	\$0.00	\$0.00	\$0.00	0.00%	10
11	350 to 400 kWh	1	1.96%	1.96%	371	\$84.88	\$85.68	\$0.80	0.94%	11
12	400 to 450 kWh	1	1.96%	3.92%	427	\$97.68	\$98.60	\$0.92	0.94%	12
13	450 to 500 kWh	2	3.92%	7.84%	475	\$108.79	\$109.82	\$1.03	0.95%	13
14	500 to 550 kWh	0	0.00%	7.84%	0	\$0.00	\$0.00	\$0.00	0.00%	14
15	550 to 600 kWh	2	3.92%	11.77%	560	\$128.10	\$129.32	\$1.22	0.95%	15
16	600 to 650 kWh	2	3.92%	15.69%	619	\$141.72	\$143.06	\$1.34	0.95%	16
17	650 to 700 kWh	1	1.96%	17.65%	670	\$153.27	\$154.72	\$1.45	0.95%	17
18	700 to 800 kWh	4	7.84%	25.49%	771	\$177.06	\$178.74	\$1.68	0.95%	18
19	800 to 900 kWh	3	5.88%	31.37%	836	\$200.99	\$202.89	\$1.90	0.95%	19
20	900 to 1000 kWh	7	13.73%	45.10%	958	\$249.77	\$252.13	\$2.36	0.95%	20
21	1000 to 1500 kWh	17	33.33%	78.43%	1215	\$352.98	\$356.33	\$3.35	0.95%	21
22	1500 to 2000 kWh	6	11.77%	90.20%	1563	\$491.99	\$496.65	\$4.66	0.95%	22
23	2000 to 3000 kWh	4	7.84%	98.04%	2172	\$735.87	\$742.85	\$6.98	0.95%	23
24	> 3000 kWh	1	1.96%	100.00%	3171	\$1,186.82	\$1,146.70	(\$40.12)	-3.38%	24
25	TOTAL	51	100.00%	100.00%	1156	\$337.95	\$340.15	\$2.20	0.65%	25

Note: DR w/ HUC reflects SDG&E’s residential tiered rate schedule (Schedule DR) effective November 1, 2018 (AL 3290-E). DR w/o HUC is SDG&E’s proposal to eliminate the HUC Charge.

Declaration of Cynthia Fang  
November 30, 2018

APPENDIX C – ATTACHMENT E  
 ILLUSTRATIVE HUC CUSTOMERS BY MONTH  
 SAN DIEGO GAS AND ELECTRIC COMPANY  
 PETITION FOR MODIFICATION OF D.15-07-001 AND D.17-07-006

**Typical Monthly Residential Energy Charges at DR w/ HUC and DR w/o HUC  
 Desert Customers  
 Non-CARE, May, Basic**

Line No.	Energy kWh	Number of Customers	% of Customers	% of Customers Cumulative	Avg kWh for the Range	DR w/ HUC (\$)	DR w/o HUC (\$)	CHANGE (\$)	CHANGE (%)	Line No.
1	< 25 kWh	0	0.00%	0.00%	0	\$0.00	\$0.00	\$0.00	0.00%	1
2	25 to 50 kWh	0	0.00%	0.00%	0	\$0.00	\$0.00	\$0.00	0.00%	2
3	50 to 75 kWh	1	1.43%	1.43%	59	\$13.50	\$13.63	\$0.13	0.96%	3
4	75 to 100 kWh	0	0.00%	1.43%	0	\$0.00	\$0.00	\$0.00	0.00%	4
5	100 to 125 kWh	0	0.00%	1.43%	0	\$0.00	\$0.00	\$0.00	0.00%	5
6	125 to 150 kWh	0	0.00%	1.43%	0	\$0.00	\$0.00	\$0.00	0.00%	6
7	150 to 200 kWh	0	0.00%	1.43%	0	\$0.00	\$0.00	\$0.00	0.00%	7
8	200 to 250 kWh	0	0.00%	1.43%	0	\$0.00	\$0.00	\$0.00	0.00%	8
9	250 to 300 kWh	0	0.00%	1.43%	0	\$0.00	\$0.00	\$0.00	0.00%	9
10	300 to 350 kWh	0	0.00%	1.43%	0	\$0.00	\$0.00	\$0.00	0.00%	10
11	350 to 400 kWh	2	2.86%	4.29%	384	\$87.96	\$88.79	\$0.83	0.94%	11
12	400 to 450 kWh	1	1.43%	5.72%	423	\$96.75	\$97.67	\$0.92	0.95%	12
13	450 to 500 kWh	0	0.00%	5.72%	0	\$0.00	\$0.00	\$0.00	0.00%	13
14	500 to 550 kWh	4	5.71%	11.43%	533	\$138.27	\$139.58	\$1.31	0.95%	14
15	550 to 600 kWh	1	1.43%	12.86%	567	\$151.68	\$153.11	\$1.43	0.94%	15
16	600 to 650 kWh	2	2.86%	15.72%	623	\$174.12	\$175.76	\$1.64	0.94%	16
17	650 to 700 kWh	3	4.29%	20.00%	670	\$193.07	\$194.90	\$1.83	0.95%	17
18	700 to 800 kWh	4	5.71%	25.72%	755	\$226.97	\$229.12	\$2.15	0.95%	18
19	800 to 900 kWh	4	5.71%	31.43%	871	\$273.43	\$276.03	\$2.60	0.95%	19
20	900 to 1000 kWh	8	11.43%	42.86%	951	\$305.62	\$308.51	\$2.89	0.95%	20
21	1000 to 1500 kWh	17	24.29%	67.14%	1216	\$412.80	\$415.85	\$3.05	0.74%	21
22	1500 to 2000 kWh	13	18.57%	85.72%	1689	\$623.35	\$606.79	(\$16.56)	-2.66%	22
23	2000 to 3000 kWh	7	10.00%	95.72%	2433	\$970.49	\$907.64	(\$62.85)	-6.48%	23
24	> 3000 kWh	3	4.29%	100.00%	5473	\$2,388.64	\$2,136.69	(\$251.95)	-10.55%	24
25	TOTAL	70	100.00%	100.00%	1391	\$506.36	\$487.81	(\$18.55)	-3.67%	25

Note: DR w/ HUC reflects SDG&E's residential tiered rate schedule (Schedule DR) effective November 1, 2018 (AL 3290-E). DR w/o HUC is SDG&E's proposal to eliminate the HUC Charge.

Declaration of Cynthia Fang  
 November 30, 2018

APPENDIX C – ATTACHMENT E  
ILLUSTRATIVE HUC CUSTOMERS BY MONTH  
SAN DIEGO GAS AND ELECTRIC COMPANY  
PETITION FOR MODIFICATION OF D.15-07-001 AND D.17-07-006

**Typical Monthly Residential Energy Charges at DR w/ HUC and DR w/o HUC  
Desert Customers  
Non-CARE, May, All Electric**

Line No.	Energy kWh	Number of Customers	% of Customers	% of Customers Cumulative	Avg kWh for the Range	DR w/ HUC (\$)	DR w/o HUC (\$)	CHANGE (\$)	CHANGE (%)	Line No.
1	< 25 kWh	0	0.00%	0.00%	0	\$0.00	\$0.00	\$0.00	0.00%	1
2	25 to 50 kWh	0	0.00%	0.00%	0	\$0.00	\$0.00	\$0.00	0.00%	2
3	50 to 75 kWh	0	0.00%	0.00%	0	\$0.00	\$0.00	\$0.00	0.00%	3
4	75 to 100 kWh	0	0.00%	0.00%	0	\$0.00	\$0.00	\$0.00	0.00%	4
5	100 to 125 kWh	1	1.96%	1.96%	115	\$26.30	\$26.54	\$0.24	0.91%	5
6	125 to 150 kWh	0	0.00%	1.96%	0	\$0.00	\$0.00	\$0.00	0.00%	6
7	150 to 200 kWh	1	1.96%	3.92%	152	\$34.76	\$35.09	\$0.33	0.95%	7
8	200 to 250 kWh	0	0.00%	3.92%	0	\$0.00	\$0.00	\$0.00	0.00%	8
9	250 to 300 kWh	0	0.00%	3.92%	0	\$0.00	\$0.00	\$0.00	0.00%	9
10	300 to 350 kWh	0	0.00%	3.92%	0	\$0.00	\$0.00	\$0.00	0.00%	10
11	350 to 400 kWh	0	0.00%	3.92%	0	\$0.00	\$0.00	\$0.00	0.00%	11
12	400 to 450 kWh	0	0.00%	3.92%	0	\$0.00	\$0.00	\$0.00	0.00%	12
13	450 to 500 kWh	1	1.96%	5.88%	466	\$106.60	\$107.61	\$1.01	0.95%	13
14	500 to 550 kWh	0	0.00%	5.88%	0	\$0.00	\$0.00	\$0.00	0.00%	14
15	550 to 600 kWh	3	5.88%	11.77%	573	\$131.16	\$132.40	\$1.24	0.94%	15
16	600 to 650 kWh	1	1.96%	13.73%	604	\$138.18	\$139.48	\$1.30	0.94%	16
17	650 to 700 kWh	0	0.00%	13.73%	0	\$0.00	\$0.00	\$0.00	0.00%	17
18	700 to 800 kWh	4	7.84%	21.57%	770	\$176.14	\$177.80	\$1.66	0.94%	18
19	800 to 900 kWh	4	7.84%	29.41%	859	\$205.71	\$207.65	\$1.94	0.94%	19
20	900 to 1000 kWh	8	15.69%	45.10%	956	\$244.70	\$247.01	\$2.31	0.95%	20
21	1000 to 1500 kWh	14	27.45%	72.55%	1269	\$370.11	\$373.61	\$3.50	0.95%	21
22	1500 to 2000 kWh	8	15.69%	88.24%	1717	\$549.20	\$554.40	\$5.20	0.95%	22
23	2000 to 3000 kWh	5	9.80%	98.04%	2343	\$801.60	\$807.47	\$5.87	0.73%	23
24	> 3000 kWh	1	1.96%	100.00%	3626	\$1,389.32	\$1,326.15	(\$63.17)	-4.55%	24
25	TOTAL	51	100.00%	100.00%	1256	\$375.62	\$377.51	\$1.89	0.50%	25

Note: DR w/ HUC reflects SDG&E’s residential tiered rate schedule (Schedule DR) effective November 1, 2018 (AL 3290-E). DR w/o HUC is SDG&E’s proposal to eliminate the HUC Charge.

Declaration of Cynthia Fang  
November 30, 2018

APPENDIX C – ATTACHMENT E  
ILLUSTRATIVE HUC CUSTOMERS BY MONTH  
SAN DIEGO GAS AND ELECTRIC COMPANY  
PETITION FOR MODIFICATION OF D.15-07-001 AND D.17-07-006

**Typical Monthly Residential Energy Charges at DR w/ HUC and DR w/o HUC  
Desert Customers  
Non-CARE, June, Basic**

Line										Line
No.	Energy kWh	Number of Customers	% of Customers	% of Customers Cumulative	Avg kWh for the Range	DR w/ HUC (\$)	DR w/o HUC (\$)	CHANGE (\$)	CHANGE (%)	No.
1	< 25 kWh	0	0.00%	0.00%	0	\$0.00	\$0.00	\$0.00	0.00%	1
2	25 to 50 kWh	0	0.00%	0.00%	0	\$0.00	\$0.00	\$0.00	0.00%	2
3	50 to 75 kWh	0	0.00%	0.00%	0	\$0.00	\$0.00	\$0.00	0.00%	3
4	75 to 100 kWh	0	0.00%	0.00%	0	\$0.00	\$0.00	\$0.00	0.00%	4
5	100 to 125 kWh	0	0.00%	0.00%	0	\$0.00	\$0.00	\$0.00	0.00%	5
6	125 to 150 kWh	0	0.00%	0.00%	0	\$0.00	\$0.00	\$0.00	0.00%	6
7	150 to 200 kWh	0	0.00%	0.00%	0	\$0.00	\$0.00	\$0.00	0.00%	7
8	200 to 250 kWh	0	0.00%	0.00%	0	\$0.00	\$0.00	\$0.00	0.00%	8
9	250 to 300 kWh	1	1.43%	1.43%	263	\$70.88	\$71.45	\$0.57	0.80%	9
10	300 to 350 kWh	0	0.00%	1.43%	0	\$0.00	\$0.00	\$0.00	0.00%	10
11	350 to 400 kWh	0	0.00%	1.43%	0	\$0.00	\$0.00	\$0.00	0.00%	11
12	400 to 450 kWh	1	1.43%	2.86%	449	\$121.02	\$121.99	\$0.97	0.80%	12
13	450 to 500 kWh	0	0.00%	2.86%	0	\$0.00	\$0.00	\$0.00	0.00%	13
14	500 to 550 kWh	2	2.86%	5.72%	526	\$141.89	\$143.04	\$1.15	0.81%	14
15	550 to 600 kWh	2	2.86%	8.57%	581	\$156.58	\$157.84	\$1.26	0.81%	15
16	600 to 650 kWh	1	1.43%	10.00%	646	\$179.37	\$180.82	\$1.45	0.81%	16
17	650 to 700 kWh	0	0.00%	10.00%	0	\$0.00	\$0.00	\$0.00	0.00%	17
18	700 to 800 kWh	3	4.29%	14.29%	724	\$216.33	\$218.07	\$1.74	0.80%	18
19	800 to 900 kWh	4	5.71%	20.00%	852	\$276.57	\$278.80	\$2.23	0.81%	19
20	900 to 1000 kWh	0	0.00%	20.00%	0	\$0.00	\$0.00	\$0.00	0.00%	20
21	1000 to 1500 kWh	24	34.29%	54.29%	1277	\$477.51	\$481.36	\$3.85	0.81%	21
22	1500 to 2000 kWh	13	18.57%	72.86%	1806	\$728.23	\$733.03	\$4.80	0.66%	22
23	2000 to 3000 kWh	13	18.57%	91.43%	2379	\$1,034.00	\$1,005.35	(\$28.65)	-2.77%	23
24	> 3000 kWh	6	8.57%	100.00%	4959	\$2,452.36	\$2,232.73	(\$219.63)	-8.96%	24
25	TOTAL	70	100.00%	100.00%	1771	\$740.10	\$718.48	(\$21.62)	-2.92%	25

Note: DR w/ HUC reflects SDG&E’s residential tiered rate schedule (Schedule DR) effective November 1, 2018 (AL 3290-E). DR w/o HUC is SDG&E’s proposal to eliminate the HUC Charge.

Declaration of Cynthia Fang  
November 30, 2018

APPENDIX C – ATTACHMENT E  
ILLUSTRATIVE HUC CUSTOMERS BY MONTH  
SAN DIEGO GAS AND ELECTRIC COMPANY  
PETITION FOR MODIFICATION OF D.15-07-001 AND D.17-07-006

**Typical Monthly Residential Energy Charges at DR w/ HUC and DR w/o HUC  
Desert Customers  
Non-CARE, June, All Electric**

Line										Line
No.	Energy kWh	Number of Customers	% of Customers	% of Customers Cumulative	Avg kWh for the Range	DR w/ HUC (\$)	DR w/o HUC (\$)	CHANGE (\$)	CHANGE (%)	No.
1	< 25 kWh	0	0.00%	0.00%	0	\$0.00	\$0.00	\$0.00	0.00%	1
2	25 to 50 kWh	0	0.00%	0.00%	0	\$0.00	\$0.00	\$0.00	0.00%	2
3	50 to 75 kWh	1	1.96%	1.96%	63	\$16.99	\$17.12	\$0.13	0.77%	3
4	75 to 100 kWh	0	0.00%	1.96%	0	\$0.00	\$0.00	\$0.00	0.00%	4
5	100 to 125 kWh	0	0.00%	1.96%	0	\$0.00	\$0.00	\$0.00	0.00%	5
6	125 to 150 kWh	0	0.00%	1.96%	0	\$0.00	\$0.00	\$0.00	0.00%	6
7	150 to 200 kWh	0	0.00%	1.96%	0	\$0.00	\$0.00	\$0.00	0.00%	7
8	200 to 250 kWh	0	0.00%	1.96%	0	\$0.00	\$0.00	\$0.00	0.00%	8
9	250 to 300 kWh	0	0.00%	1.96%	0	\$0.00	\$0.00	\$0.00	0.00%	9
10	300 to 350 kWh	0	0.00%	1.96%	0	\$0.00	\$0.00	\$0.00	0.00%	10
11	350 to 400 kWh	0	0.00%	1.96%	0	\$0.00	\$0.00	\$0.00	0.00%	11
12	400 to 450 kWh	0	0.00%	1.96%	0	\$0.00	\$0.00	\$0.00	0.00%	12
13	450 to 500 kWh	1	1.96%	3.92%	482	\$129.90	\$130.94	\$1.04	0.80%	13
14	500 to 550 kWh	0	0.00%	3.92%	0	\$0.00	\$0.00	\$0.00	0.00%	14
15	550 to 600 kWh	1	1.96%	5.88%	590	\$159.00	\$160.29	\$1.29	0.81%	15
16	600 to 650 kWh	2	3.92%	9.81%	626	\$168.71	\$170.07	\$1.36	0.81%	16
17	650 to 700 kWh	2	3.92%	13.73%	678	\$182.73	\$184.20	\$1.47	0.81%	17
18	700 to 800 kWh	1	1.96%	15.69%	793	\$228.08	\$229.92	\$1.84	0.81%	18
19	800 to 900 kWh	1	1.96%	17.65%	829	\$245.08	\$247.05	\$1.97	0.80%	19
20	900 to 1000 kWh	0	0.00%	17.65%	0	\$0.00	\$0.00	\$0.00	0.00%	20
21	1000 to 1500 kWh	13	25.49%	43.14%	1317	\$475.40	\$479.22	\$3.82	0.81%	21
22	1500 to 2000 kWh	9	17.65%	60.79%	1753	\$681.37	\$686.84	\$5.47	0.80%	22
23	2000 to 3000 kWh	15	29.41%	90.20%	2368	\$986.22	\$979.54	(\$6.68)	-0.68%	23
24	> 3000 kWh	5	9.80%	100.00%	3281	\$1,484.81	\$1,413.51	(\$71.30)	-4.80%	24
25	TOTAL	51	100.00%	100.00%	1768	\$706.11	\$699.33	(\$6.78)	-0.96%	25

Note: DR w/ HUC reflects SDG&E’s residential tiered rate schedule (Schedule DR) effective November 1, 2018 (AL 3290-E). DR w/o HUC is SDG&E’s proposal to eliminate the HUC Charge.

Declaration of Cynthia Fang  
November 30, 2018

APPENDIX C – ATTACHMENT E  
 ILLUSTRATIVE HUC CUSTOMERS BY MONTH  
 SAN DIEGO GAS AND ELECTRIC COMPANY  
 PETITION FOR MODIFICATION OF D.15-07-001 AND D.17-07-006

**Typical Monthly Residential Energy Charges at DR w/ HUC and DR w/o HUC  
 Desert Customers  
 Non-CARE, July, Basic**

Line No.	Energy kWh	Number of Customers	% of Customers	% of Customers Cumulative	Avg kWh for the Range	DR w/ HUC (\$)	DR w/o HUC (\$)	CHANGE (\$)	CHANGE (%)	Line No.
1	< 25 kWh	0	0.00%	0.00%	0	\$0.00	\$0.00	\$0.00	0.00%	1
2	25 to 50 kWh	0	0.00%	0.00%	0	\$0.00	\$0.00	\$0.00	0.00%	2
3	50 to 75 kWh	0	0.00%	0.00%	0	\$0.00	\$0.00	\$0.00	0.00%	3
4	75 to 100 kWh	0	0.00%	0.00%	0	\$0.00	\$0.00	\$0.00	0.00%	4
5	100 to 125 kWh	0	0.00%	0.00%	0	\$0.00	\$0.00	\$0.00	0.00%	5
6	125 to 150 kWh	0	0.00%	0.00%	0	\$0.00	\$0.00	\$0.00	0.00%	6
7	150 to 200 kWh	0	0.00%	0.00%	0	\$0.00	\$0.00	\$0.00	0.00%	7
8	200 to 250 kWh	0	0.00%	0.00%	0	\$0.00	\$0.00	\$0.00	0.00%	8
9	250 to 300 kWh	1	1.43%	1.43%	286	\$77.07	\$77.69	\$0.62	0.80%	9
10	300 to 350 kWh	0	0.00%	1.43%	0	\$0.00	\$0.00	\$0.00	0.00%	10
11	350 to 400 kWh	1	1.43%	2.86%	367	\$98.90	\$99.70	\$0.80	0.81%	11
12	400 to 450 kWh	0	0.00%	2.86%	0	\$0.00	\$0.00	\$0.00	0.00%	12
13	450 to 500 kWh	0	0.00%	2.86%	0	\$0.00	\$0.00	\$0.00	0.00%	13
14	500 to 550 kWh	0	0.00%	2.86%	0	\$0.00	\$0.00	\$0.00	0.00%	14
15	550 to 600 kWh	0	0.00%	2.86%	0	\$0.00	\$0.00	\$0.00	0.00%	15
16	600 to 650 kWh	1	1.43%	4.29%	640	\$172.48	\$173.87	\$1.39	0.81%	16
17	650 to 700 kWh	0	0.00%	4.29%	0	\$0.00	\$0.00	\$0.00	0.00%	17
18	700 to 800 kWh	2	2.86%	7.14%	761	\$229.61	\$231.46	\$1.85	0.81%	18
19	800 to 900 kWh	0	0.00%	7.14%	0	\$0.00	\$0.00	\$0.00	0.00%	19
20	900 to 1000 kWh	1	1.43%	8.57%	926	\$307.24	\$309.71	\$2.47	0.80%	20
21	1000 to 1500 kWh	8	11.43%	20.00%	1267	\$468.21	\$471.97	\$3.76	0.80%	21
22	1500 to 2000 kWh	7	10.00%	30.00%	1824	\$732.17	\$737.27	\$5.10	0.70%	22
23	2000 to 3000 kWh	34	48.57%	78.57%	2353	\$1,010.48	\$988.68	(\$21.80)	-2.16%	23
24	> 3000 kWh	15	21.43%	100.00%	4248	\$2,051.96	\$1,889.94	(\$162.02)	-7.90%	24
25	TOTAL	70	100.00%	100.00%	2434	\$1,073.16	\$1,028.93	(\$44.23)	-4.12%	25

Note: DR w/ HUC reflects SDG&E's residential tiered rate schedule (Schedule DR) effective November 1, 2018 (AL 3290-E). DR w/o HUC is SDG&E's proposal to eliminate the HUC Charge.

Declaration of Cynthia Fang  
 November 30, 2018

APPENDIX C – ATTACHMENT E  
ILLUSTRATIVE HUC CUSTOMERS BY MONTH  
SAN DIEGO GAS AND ELECTRIC COMPANY  
PETITION FOR MODIFICATION OF D.15-07-001 AND D.17-07-006

**Typical Monthly Residential Energy Charges at DR w/ HUC and DR w/o HUC  
Desert Customers  
Non-CARE, July, All Electric**

Line										Line
No.	Energy kWh	Number of Customers	% of Customers	% of Customers Cumulative	Avg kWh for the Range	DR w/ HUC (\$)	DR w/o HUC (\$)	CHANGE (\$)	CHANGE (%)	No.
1	< 25 kWh	0	0.00%	0.00%	0	\$0.00	\$0.00	\$0.00	0.00%	1
2	25 to 50 kWh	1	1.96%	1.96%	27	\$10.22	\$10.22	\$0.00	0.00%	2
3	50 to 75 kWh	0	0.00%	1.96%	0	\$0.00	\$0.00	\$0.00	0.00%	3
4	75 to 100 kWh	0	0.00%	1.96%	0	\$0.00	\$0.00	\$0.00	0.00%	4
5	100 to 125 kWh	0	0.00%	1.96%	0	\$0.00	\$0.00	\$0.00	0.00%	5
6	125 to 150 kWh	0	0.00%	1.96%	0	\$0.00	\$0.00	\$0.00	0.00%	6
7	150 to 200 kWh	0	0.00%	1.96%	0	\$0.00	\$0.00	\$0.00	0.00%	7
8	200 to 250 kWh	0	0.00%	1.96%	0	\$0.00	\$0.00	\$0.00	0.00%	8
9	250 to 300 kWh	0	0.00%	1.96%	0	\$0.00	\$0.00	\$0.00	0.00%	9
10	300 to 350 kWh	1	1.96%	3.92%	303	\$81.66	\$82.32	\$0.66	0.81%	10
11	350 to 400 kWh	0	0.00%	3.92%	0	\$0.00	\$0.00	\$0.00	0.00%	11
12	400 to 450 kWh	0	0.00%	3.92%	0	\$0.00	\$0.00	\$0.00	0.00%	12
13	450 to 500 kWh	0	0.00%	3.92%	0	\$0.00	\$0.00	\$0.00	0.00%	13
14	500 to 550 kWh	1	1.96%	5.88%	540	\$145.53	\$146.70	\$1.17	0.80%	14
15	550 to 600 kWh	1	1.96%	7.84%	596	\$160.61	\$161.90	\$1.29	0.80%	15
16	600 to 650 kWh	0	0.00%	7.84%	0	\$0.00	\$0.00	\$0.00	0.00%	16
17	650 to 700 kWh	0	0.00%	7.84%	0	\$0.00	\$0.00	\$0.00	0.00%	17
18	700 to 800 kWh	0	0.00%	7.84%	0	\$0.00	\$0.00	\$0.00	0.00%	18
19	800 to 900 kWh	0	0.00%	7.84%	0	\$0.00	\$0.00	\$0.00	0.00%	19
20	900 to 1000 kWh	0	0.00%	7.84%	0	\$0.00	\$0.00	\$0.00	0.00%	20
21	1000 to 1500 kWh	3	5.88%	13.73%	1358	\$490.00	\$493.93	\$3.93	0.80%	21
22	1500 to 2000 kWh	4	7.84%	21.57%	1776	\$687.44	\$692.96	\$5.52	0.80%	22
23	2000 to 3000 kWh	26	50.98%	72.55%	2519	\$1,056.71	\$1,046.42	(\$10.29)	-0.97%	23
24	> 3000 kWh	14	27.45%	100.00%	3771	\$1,743.77	\$1,642.02	(\$101.75)	-5.84%	24
25	TOTAL	51	100.00%	100.00%	2568	\$1,107.94	\$1,075.49	(\$32.45)	-2.93%	25

Note: DR w/ HUC reflects SDG&E’s residential tiered rate schedule (Schedule DR) effective November 1, 2018 (AL 3290-E). DR w/o HUC is SDG&E’s proposal to eliminate the HUC Charge.

Declaration of Cynthia Fang  
November 30, 2018

APPENDIX C – ATTACHMENT E  
ILLUSTRATIVE HUC CUSTOMERS BY MONTH  
SAN DIEGO GAS AND ELECTRIC COMPANY  
PETITION FOR MODIFICATION OF D.15-07-001 AND D.17-07-006

**Typical Monthly Residential Energy Charges at DR w/ HUC and DR w/o HUC  
Desert Customers  
Non-CARE, August, Basic**

Line										Line
No.	Energy kWh	Number of Customers	% of Customers	% of Customers Cumulative	Avg kWh for the Range	DR w/ HUC (\$)	DR w/o HUC (\$)	CHANGE (\$)	CHANGE (%)	No.
1	< 25 kWh	0	0.00%	0.00%	0	\$0.00	\$0.00	\$0.00	0.00%	1
2	25 to 50 kWh	0	0.00%	0.00%	0	\$0.00	\$0.00	\$0.00	0.00%	2
3	50 to 75 kWh	0	0.00%	0.00%	0	\$0.00	\$0.00	\$0.00	0.00%	3
4	75 to 100 kWh	0	0.00%	0.00%	0	\$0.00	\$0.00	\$0.00	0.00%	4
5	100 to 125 kWh	0	0.00%	0.00%	0	\$0.00	\$0.00	\$0.00	0.00%	5
6	125 to 150 kWh	0	0.00%	0.00%	0	\$0.00	\$0.00	\$0.00	0.00%	6
7	150 to 200 kWh	0	0.00%	0.00%	0	\$0.00	\$0.00	\$0.00	0.00%	7
8	200 to 250 kWh	0	0.00%	0.00%	0	\$0.00	\$0.00	\$0.00	0.00%	8
9	250 to 300 kWh	1	1.43%	1.43%	290	\$78.15	\$78.78	\$0.63	0.81%	9
10	300 to 350 kWh	1	1.43%	2.86%	306	\$82.47	\$83.13	\$0.66	0.80%	10
11	350 to 400 kWh	1	1.43%	4.29%	379	\$102.13	\$102.96	\$0.83	0.81%	11
12	400 to 450 kWh	0	0.00%	4.29%	0	\$0.00	\$0.00	\$0.00	0.00%	12
13	450 to 500 kWh	0	0.00%	4.29%	0	\$0.00	\$0.00	\$0.00	0.00%	13
14	500 to 550 kWh	0	0.00%	4.29%	0	\$0.00	\$0.00	\$0.00	0.00%	14
15	550 to 600 kWh	0	0.00%	4.29%	0	\$0.00	\$0.00	\$0.00	0.00%	15
16	600 to 650 kWh	1	1.43%	5.72%	633	\$170.59	\$171.97	\$1.38	0.81%	16
17	650 to 700 kWh	0	0.00%	5.72%	0	\$0.00	\$0.00	\$0.00	0.00%	17
18	700 to 800 kWh	2	2.86%	8.57%	757	\$227.73	\$229.56	\$1.83	0.80%	18
19	800 to 900 kWh	0	0.00%	8.57%	0	\$0.00	\$0.00	\$0.00	0.00%	19
20	900 to 1000 kWh	1	1.43%	10.00%	932	\$310.08	\$312.57	\$2.49	0.80%	20
21	1000 to 1500 kWh	9	12.86%	22.86%	1246	\$458.24	\$461.93	\$3.69	0.80%	21
22	1500 to 2000 kWh	11	15.71%	38.57%	1850	\$743.76	\$749.67	\$5.91	0.79%	22
23	2000 to 3000 kWh	30	42.86%	81.43%	2398	\$1,035.00	\$1,009.91	(\$25.09)	-2.43%	23
24	> 3000 kWh	13	18.57%	100.00%	4221	\$2,037.43	\$1,877.36	(\$160.07)	-7.86%	24
25	TOTAL	70	100.00%	100.00%	2320	\$1,014.87	\$975.93	(\$38.94)	-3.84%	25

Note: DR w/ HUC reflects SDG&E’s residential tiered rate schedule (Schedule DR) effective November 1, 2018 (AL 3290-E). DR w/o HUC is SDG&E’s proposal to eliminate the HUC Charge.

Declaration of Cynthia Fang  
November 30, 2018



APPENDIX C – ATTACHMENT E  
ILLUSTRATIVE HUC CUSTOMERS BY MONTH  
SAN DIEGO GAS AND ELECTRIC COMPANY  
PETITION FOR MODIFICATION OF D.15-07-001 AND D.17-07-006

**Typical Monthly Residential Energy Charges at DR w/ HUC and DR w/o HUC  
Desert Customers  
Non-CARE, August, All Electric**

Line										Line
No.	Energy kWh	Number of Customers	% of Customers	% of Customers Cumulative	Avg kWh for the Range	DR w/ HUC (\$)	DR w/o HUC (\$)	CHANGE (\$)	CHANGE (%)	No.
1	< 25 kWh	0	0.00%	0.00%	0	\$0.00	\$0.00	\$0.00	0.00%	1
2	25 to 50 kWh	1	1.96%	1.96%	28	\$10.22	\$10.22	\$0.00	0.00%	2
3	50 to 75 kWh	0	0.00%	1.96%	0	\$0.00	\$0.00	\$0.00	0.00%	3
4	75 to 100 kWh	0	0.00%	1.96%	0	\$0.00	\$0.00	\$0.00	0.00%	4
5	100 to 125 kWh	0	0.00%	1.96%	0	\$0.00	\$0.00	\$0.00	0.00%	5
6	125 to 150 kWh	0	0.00%	1.96%	0	\$0.00	\$0.00	\$0.00	0.00%	6
7	150 to 200 kWh	1	1.96%	3.92%	193	\$52.02	\$52.44	\$0.42	0.81%	7
8	200 to 250 kWh	0	0.00%	3.92%	0	\$0.00	\$0.00	\$0.00	0.00%	8
9	250 to 300 kWh	0	0.00%	3.92%	0	\$0.00	\$0.00	\$0.00	0.00%	9
10	300 to 350 kWh	0	0.00%	3.92%	0	\$0.00	\$0.00	\$0.00	0.00%	10
11	350 to 400 kWh	1	1.96%	5.88%	390	\$105.10	\$105.94	\$0.84	0.80%	11
12	400 to 450 kWh	0	0.00%	5.88%	0	\$0.00	\$0.00	\$0.00	0.00%	12
13	450 to 500 kWh	0	0.00%	5.88%	0	\$0.00	\$0.00	\$0.00	0.00%	13
14	500 to 550 kWh	1	1.96%	7.84%	550	\$148.22	\$149.41	\$1.19	0.80%	14
15	550 to 600 kWh	0	0.00%	7.84%	0	\$0.00	\$0.00	\$0.00	0.00%	15
16	600 to 650 kWh	1	1.96%	9.81%	621	\$167.36	\$168.70	\$1.34	0.80%	16
17	650 to 700 kWh	1	1.96%	11.77%	692	\$186.50	\$187.99	\$1.49	0.80%	17
18	700 to 800 kWh	0	0.00%	11.77%	0	\$0.00	\$0.00	\$0.00	0.00%	18
19	800 to 900 kWh	0	0.00%	11.77%	0	\$0.00	\$0.00	\$0.00	0.00%	19
20	900 to 1000 kWh	0	0.00%	11.77%	0	\$0.00	\$0.00	\$0.00	0.00%	20
21	1000 to 1500 kWh	4	7.84%	19.61%	1313	\$468.96	\$472.72	\$3.76	0.80%	21
22	1500 to 2000 kWh	11	21.57%	41.18%	1696	\$649.64	\$654.86	\$5.22	0.80%	22
23	2000 to 3000 kWh	22	43.14%	84.32%	2559	\$1,079.89	\$1,065.47	(\$14.42)	-1.34%	23
24	> 3000 kWh	8	15.69%	100.00%	3876	\$1,801.05	\$1,691.59	(\$109.46)	-6.08%	24
25	TOTAL	51	100.00%	100.00%	2229	\$938.38	\$916.51	(\$21.87)	-2.33%	25

Note: DR w/ HUC reflects SDG&E’s residential tiered rate schedule (Schedule DR) effective November 1, 2018 (AL 3290-E). DR w/o HUC is SDG&E’s proposal to eliminate the HUC Charge.

Declaration of Cynthia Fang  
November 30, 2018

APPENDIX C – ATTACHMENT E  
ILLUSTRATIVE HUC CUSTOMERS BY MONTH  
SAN DIEGO GAS AND ELECTRIC COMPANY  
PETITION FOR MODIFICATION OF D.15-07-001 AND D.17-07-006

**Typical Monthly Residential Energy Charges at DR w/ HUC and DR w/o HUC  
Desert Customers  
Non-CARE, September, Basic**

Line										Line
No.	Energy kWh	Number of Customers	% of Customers	% of Customers Cumulative	Avg kWh for the Range	DR w/ HUC (\$)	DR w/o HUC (\$)	CHANGE (\$)	CHANGE (%)	No.
1	< 25 kWh	1	1.43%	1.43%	2	\$9.87	\$9.87	\$0.00	0.00%	1
2	25 to 50 kWh	0	0.00%	1.43%	0	\$0.00	\$0.00	\$0.00	0.00%	2
3	50 to 75 kWh	1	1.43%	2.86%	52	\$14.02	\$14.14	\$0.12	0.86%	3
4	75 to 100 kWh	0	0.00%	2.86%	0	\$0.00	\$0.00	\$0.00	0.00%	4
5	100 to 125 kWh	0	0.00%	2.86%	0	\$0.00	\$0.00	\$0.00	0.00%	5
6	125 to 150 kWh	0	0.00%	2.86%	0	\$0.00	\$0.00	\$0.00	0.00%	6
7	150 to 200 kWh	2	2.86%	5.72%	192	\$51.89	\$52.31	\$0.42	0.81%	7
8	200 to 250 kWh	0	0.00%	5.72%	0	\$0.00	\$0.00	\$0.00	0.00%	8
9	250 to 300 kWh	1	1.43%	7.14%	269	\$72.50	\$73.08	\$0.58	0.80%	9
10	300 to 350 kWh	0	0.00%	7.14%	0	\$0.00	\$0.00	\$0.00	0.00%	10
11	350 to 400 kWh	0	0.00%	7.14%	0	\$0.00	\$0.00	\$0.00	0.00%	11
12	400 to 450 kWh	1	1.43%	8.57%	401	\$108.07	\$108.94	\$0.87	0.81%	12
13	450 to 500 kWh	1	1.43%	10.00%	486	\$130.97	\$132.03	\$1.06	0.81%	13
14	500 to 550 kWh	1	1.43%	11.43%	528	\$142.29	\$143.44	\$1.15	0.81%	14
15	550 to 600 kWh	1	1.43%	12.86%	564	\$152.00	\$153.22	\$1.22	0.80%	15
16	600 to 650 kWh	1	1.43%	14.29%	606	\$163.32	\$164.64	\$1.32	0.81%	16
17	650 to 700 kWh	0	0.00%	14.29%	0	\$0.00	\$0.00	\$0.00	0.00%	17
18	700 to 800 kWh	3	4.29%	18.58%	762	\$234.41	\$236.30	\$1.89	0.81%	18
19	800 to 900 kWh	4	5.71%	24.29%	838	\$270.08	\$272.25	\$2.17	0.80%	19
20	900 to 1000 kWh	3	4.29%	28.58%	956	\$325.95	\$328.58	\$2.63	0.81%	20
21	1000 to 1500 kWh	24	34.29%	62.86%	1204	\$443.07	\$446.63	\$3.56	0.81%	21
22	1500 to 2000 kWh	14	20.00%	82.86%	1657	\$656.77	\$661.79	\$5.02	0.76%	22
23	2000 to 3000 kWh	7	10.00%	92.86%	2319	\$1,001.28	\$977.03	(\$24.25)	-2.42%	23
24	> 3000 kWh	5	7.14%	100.00%	5210	\$2,590.19	\$2,352.00	(\$238.19)	-9.20%	24
25	TOTAL	70	100.00%	100.00%	1517	\$620.66	\$603.87	(\$16.79)	-2.71%	25

Note: DR w/ HUC reflects SDG&E's residential tiered rate schedule (Schedule DR) effective November 1, 2018 (AL 3290-E). DR w/o HUC is SDG&E's proposal to eliminate the HUC Charge.

Declaration of Cynthia Fang  
November 30, 2018

APPENDIX C – ATTACHMENT E  
ILLUSTRATIVE HUC CUSTOMERS BY MONTH  
SAN DIEGO GAS AND ELECTRIC COMPANY  
PETITION FOR MODIFICATION OF D.15-07-001 AND D.17-07-006

**Typical Monthly Residential Energy Charges at DR w/ HUC and DR w/o HUC  
Desert Customers  
Non-CARE, September, All Electric**

Line										Line
No.	Energy kWh	Number of Customers	% of Customers	% of Customers Cumulative	Avg kWh for the Range	DR w/ HUC (\$)	DR w/o HUC (\$)	CHANGE (\$)	CHANGE (%)	No.
1	< 25 kWh	0	0.00%	0.00%	0	\$0.00	\$0.00	\$0.00	0.00%	1
2	25 to 50 kWh	0	0.00%	0.00%	0	\$0.00	\$0.00	\$0.00	0.00%	2
3	50 to 75 kWh	1	1.96%	1.96%	66	\$17.78	\$17.93	\$0.15	0.84%	3
4	75 to 100 kWh	0	0.00%	1.96%	0	\$0.00	\$0.00	\$0.00	0.00%	4
5	100 to 125 kWh	0	0.00%	1.96%	0	\$0.00	\$0.00	\$0.00	0.00%	5
6	125 to 150 kWh	0	0.00%	1.96%	0	\$0.00	\$0.00	\$0.00	0.00%	6
7	150 to 200 kWh	0	0.00%	1.96%	0	\$0.00	\$0.00	\$0.00	0.00%	7
8	200 to 250 kWh	0	0.00%	1.96%	0	\$0.00	\$0.00	\$0.00	0.00%	8
9	250 to 300 kWh	0	0.00%	1.96%	0	\$0.00	\$0.00	\$0.00	0.00%	9
10	300 to 350 kWh	2	3.92%	5.88%	320	\$86.24	\$86.94	\$0.70	0.81%	10
11	350 to 400 kWh	0	0.00%	5.88%	0	\$0.00	\$0.00	\$0.00	0.00%	11
12	400 to 450 kWh	0	0.00%	5.88%	0	\$0.00	\$0.00	\$0.00	0.00%	12
13	450 to 500 kWh	0	0.00%	5.88%	0	\$0.00	\$0.00	\$0.00	0.00%	13
14	500 to 550 kWh	0	0.00%	5.88%	0	\$0.00	\$0.00	\$0.00	0.00%	14
15	550 to 600 kWh	2	3.92%	9.81%	588	\$158.47	\$159.75	\$1.28	0.81%	15
16	600 to 650 kWh	4	7.84%	17.65%	621	\$167.56	\$168.92	\$1.36	0.81%	16
17	650 to 700 kWh	2	3.92%	21.57%	691	\$186.36	\$187.87	\$1.51	0.81%	17
18	700 to 800 kWh	1	1.96%	23.53%	749	\$207.33	\$209.00	\$1.67	0.81%	18
19	800 to 900 kWh	1	1.96%	25.49%	810	\$236.11	\$238.01	\$1.90	0.81%	19
20	900 to 1000 kWh	0	0.00%	25.49%	0	\$0.00	\$0.00	\$0.00	0.00%	20
21	1000 to 1500 kWh	15	29.41%	54.90%	1215	\$427.32	\$430.76	\$3.44	0.81%	21
22	1500 to 2000 kWh	15	29.41%	84.32%	1753	\$681.26	\$686.74	\$5.48	0.80%	22
23	2000 to 3000 kWh	5	9.80%	94.12%	2505	\$1,058.37	\$1,044.48	(\$13.89)	-1.31%	23
24	> 3000 kWh	3	5.88%	100.00%	3406	\$1,553.78	\$1,473.20	(\$80.58)	-5.19%	24
25	TOTAL	51	100.00%	100.00%	1462	\$560.30	\$557.14	(\$3.16)	-0.56%	25

Note: DR w/ HUC reflects SDG&E's residential tiered rate schedule (Schedule DR) effective November 1, 2018 (AL 3290-E). DR w/o HUC is SDG&E's proposal to eliminate the HUC Charge.

Declaration of Cynthia Fang  
November 30, 2018

APPENDIX C – ATTACHMENT E  
 ILLUSTRATIVE HUC CUSTOMERS BY MONTH  
 SAN DIEGO GAS AND ELECTRIC COMPANY  
 PETITION FOR MODIFICATION OF D.15-07-001 AND D.17-07-006

**Typical Monthly Residential Energy Charges at DR w/ HUC and DR w/o HUC  
 Desert Customers  
 Non-CARE, October, Basic**

Line										Line
No.	Energy kWh	Number of Customers	% of Customers	% of Customers Cumulative	Avg kWh for the Range	DR w/ HUC (\$)	DR w/o HUC (\$)	CHANGE (\$)	CHANGE (%)	No.
1	< 25 kWh	1	1.43%	1.43%	2	\$10.20	\$10.20	\$0.00	0.00%	1
2	25 to 50 kWh	2	2.86%	4.29%	49	\$13.19	\$13.30	\$0.11	0.83%	2
3	50 to 75 kWh	0	0.00%	4.29%	0	\$0.00	\$0.00	\$0.00	0.00%	3
4	75 to 100 kWh	0	0.00%	4.29%	0	\$0.00	\$0.00	\$0.00	0.00%	4
5	100 to 125 kWh	0	0.00%	4.29%	0	\$0.00	\$0.00	\$0.00	0.00%	5
6	125 to 150 kWh	1	1.43%	5.72%	131	\$35.31	\$35.59	\$0.28	0.79%	6
7	150 to 200 kWh	0	0.00%	5.72%	0	\$0.00	\$0.00	\$0.00	0.00%	7
8	200 to 250 kWh	2	2.86%	8.57%	231	\$62.26	\$62.76	\$0.50	0.80%	8
9	250 to 300 kWh	0	0.00%	8.57%	0	\$0.00	\$0.00	\$0.00	0.00%	9
10	300 to 350 kWh	1	1.43%	10.00%	329	\$88.67	\$89.38	\$0.71	0.80%	10
11	350 to 400 kWh	2	2.86%	12.86%	386	\$104.02	\$104.86	\$0.84	0.81%	11
12	400 to 450 kWh	2	2.86%	15.72%	439	\$118.32	\$119.27	\$0.95	0.80%	12
13	450 to 500 kWh	2	2.86%	18.57%	475	\$128.02	\$129.05	\$1.03	0.81%	13
14	500 to 550 kWh	5	7.14%	25.72%	515	\$139.01	\$140.13	\$1.12	0.81%	14
15	550 to 600 kWh	1	1.43%	27.14%	574	\$154.70	\$155.94	\$1.24	0.80%	15
16	600 to 650 kWh	0	0.00%	27.14%	0	\$0.00	\$0.00	\$0.00	0.00%	16
17	650 to 700 kWh	2	2.86%	30.00%	686	\$193.99	\$195.54	\$1.55	0.80%	17
18	700 to 800 kWh	5	7.14%	37.14%	755	\$226.93	\$228.75	\$1.82	0.81%	18
19	800 to 900 kWh	8	11.43%	48.57%	848	\$270.78	\$272.96	\$2.18	0.80%	19
20	900 to 1000 kWh	3	4.29%	52.86%	919	\$304.25	\$306.70	\$2.45	0.80%	20
21	1000 to 1500 kWh	18	25.71%	78.57%	1223	\$447.71	\$451.30	\$3.59	0.80%	21
22	1500 to 2000 kWh	6	8.57%	87.14%	1753	\$697.49	\$703.09	\$5.60	0.80%	22
23	2000 to 3000 kWh	8	11.43%	98.57%	2567	\$1,128.10	\$1,090.47	(\$37.63)	-3.34%	23
24	> 3000 kWh	1	1.43%	100.00%	9239	\$4,795.43	\$4,264.03	(\$531.40)	-11.08%	24
25	TOTAL	70	100.00%	100.00%	1197	\$464.30	\$454.55	(\$9.75)	-2.10%	25

Note: DR w/ HUC reflects SDG&E's residential tiered rate schedule (Schedule DR) effective November 1, 2018 (AL 3290-E). DR w/o HUC is SDG&E's proposal to eliminate the HUC Charge.

Declaration of Cynthia Fang  
 November 30, 2018

APPENDIX C – ATTACHMENT E  
ILLUSTRATIVE HUC CUSTOMERS BY MONTH  
SAN DIEGO GAS AND ELECTRIC COMPANY  
PETITION FOR MODIFICATION OF D.15-07-001 AND D.17-07-006

**Typical Monthly Residential Energy Charges at DR w/ HUC and DR w/o HUC  
Desert Customers  
Non-CARE, October, All Electric**

Line										Line
No.	Energy kWh	Number of Customers	% of Customers	% of Customers Cumulative	Avg kWh for the Range	DR w/ HUC (\$)	DR w/o HUC (\$)	CHANGE (\$)	CHANGE (%)	No.
1	< 25 kWh	0	0.00%	0.00%	0	\$0.00	\$0.00	\$0.00	0.00%	1
2	25 to 50 kWh	0	0.00%	0.00%	0	\$0.00	\$0.00	\$0.00	0.00%	2
3	50 to 75 kWh	0	0.00%	0.00%	0	\$0.00	\$0.00	\$0.00	0.00%	3
4	75 to 100 kWh	0	0.00%	0.00%	0	\$0.00	\$0.00	\$0.00	0.00%	4
5	100 to 125 kWh	1	1.96%	1.96%	109	\$29.37	\$29.61	\$0.24	0.82%	5
6	125 to 150 kWh	0	0.00%	1.96%	0	\$0.00	\$0.00	\$0.00	0.00%	6
7	150 to 200 kWh	0	0.00%	1.96%	0	\$0.00	\$0.00	\$0.00	0.00%	7
8	200 to 250 kWh	0	0.00%	1.96%	0	\$0.00	\$0.00	\$0.00	0.00%	8
9	250 to 300 kWh	1	1.96%	3.92%	268	\$72.22	\$72.80	\$0.58	0.80%	9
10	300 to 350 kWh	1	1.96%	5.88%	303	\$81.66	\$82.32	\$0.66	0.81%	10
11	350 to 400 kWh	0	0.00%	5.88%	0	\$0.00	\$0.00	\$0.00	0.00%	11
12	400 to 450 kWh	1	1.96%	7.84%	421	\$113.45	\$114.36	\$0.91	0.80%	12
13	450 to 500 kWh	3	5.88%	13.73%	460	\$124.14	\$125.15	\$1.01	0.81%	13
14	500 to 550 kWh	0	0.00%	13.73%	0	\$0.00	\$0.00	\$0.00	0.00%	14
15	550 to 600 kWh	1	1.96%	15.69%	595	\$160.35	\$161.64	\$1.29	0.80%	15
16	600 to 650 kWh	2	3.92%	19.61%	615	\$165.74	\$167.07	\$1.33	0.80%	16
17	650 to 700 kWh	2	3.92%	23.53%	677	\$182.58	\$184.05	\$1.47	0.80%	17
18	700 to 800 kWh	2	3.92%	27.45%	730	\$198.28	\$199.87	\$1.59	0.80%	18
19	800 to 900 kWh	8	15.69%	43.14%	844	\$247.41	\$249.39	\$1.98	0.80%	19
20	900 to 1000 kWh	3	5.88%	49.02%	933	\$289.45	\$291.77	\$2.32	0.80%	20
21	1000 to 1500 kWh	18	35.29%	84.32%	1195	\$413.16	\$416.48	\$3.32	0.80%	21
22	1500 to 2000 kWh	6	11.77%	96.08%	1700	\$651.39	\$656.61	\$5.22	0.80%	22
23	2000 to 3000 kWh	1	1.96%	98.04%	2354	\$964.34	\$967.54	\$3.20	0.33%	23
24	> 3000 kWh	1	1.96%	100.00%	3382	\$1,529.44	\$1,456.55	(\$72.89)	-4.77%	24
25	TOTAL	51	100.00%	100.00%	1061	\$364.89	\$366.06	\$1.17	0.32%	25

Note: DR w/ HUC reflects SDG&E’s residential tiered rate schedule (Schedule DR) effective November 1, 2018 (AL 3290-E). DR w/o HUC is SDG&E’s proposal to eliminate the HUC Charge.

Declaration of Cynthia Fang  
November 30, 2018

APPENDIX C – ATTACHMENT E  
ILLUSTRATIVE HUC CUSTOMERS BY MONTH  
SAN DIEGO GAS AND ELECTRIC COMPANY  
PETITION FOR MODIFICATION OF D.15-07-001 AND D.17-07-006

**Typical Monthly Residential Energy Charges at DR w/ HUC and DR w/o HUC  
Desert Customers  
Non-CARE, November, Basic**

Line										Line
No.	Energy kWh	Number of Customers	% of Customers	% of Customers Cumulative	Avg kWh for the Range	DR w/ HUC (\$)	DR w/o HUC (\$)	CHANGE (\$)	CHANGE (%)	No.
1	< 25 kWh	1	1.43%	1.43%	2	\$9.87	\$9.87	\$0.00	0.00%	1
2	25 to 50 kWh	1	1.43%	2.86%	34	\$9.90	\$9.90	\$0.00	0.00%	2
3	50 to 75 kWh	0	0.00%	2.86%	0	\$0.00	\$0.00	\$0.00	0.00%	3
4	75 to 100 kWh	1	1.43%	4.29%	92	\$21.06	\$21.26	\$0.20	0.95%	4
5	100 to 125 kWh	1	1.43%	5.72%	115	\$26.30	\$26.54	\$0.24	0.91%	5
6	125 to 150 kWh	0	0.00%	5.72%	0	\$0.00	\$0.00	\$0.00	0.00%	6
7	150 to 200 kWh	0	0.00%	5.72%	0	\$0.00	\$0.00	\$0.00	0.00%	7
8	200 to 250 kWh	2	2.86%	8.57%	212	\$48.50	\$48.95	\$0.45	0.94%	8
9	250 to 300 kWh	2	2.86%	11.43%	280	\$64.06	\$64.66	\$0.60	0.94%	9
10	300 to 350 kWh	4	5.71%	17.14%	329	\$75.38	\$76.09	\$0.71	0.95%	10
11	350 to 400 kWh	3	4.29%	21.43%	374	\$85.71	\$86.52	\$0.81	0.95%	11
12	400 to 450 kWh	3	4.29%	25.72%	426	\$98.06	\$98.98	\$0.92	0.95%	12
13	450 to 500 kWh	5	7.14%	32.86%	477	\$118.13	\$119.25	\$1.12	0.95%	13
14	500 to 550 kWh	1	1.43%	34.29%	533	\$140.48	\$141.81	\$1.33	0.95%	14
15	550 to 600 kWh	3	4.29%	38.57%	573	\$156.63	\$158.11	\$1.48	0.95%	15
16	600 to 650 kWh	3	4.29%	42.86%	631	\$179.72	\$181.42	\$1.70	0.95%	16
17	650 to 700 kWh	4	5.71%	48.57%	673	\$196.54	\$198.40	\$1.86	0.95%	17
18	700 to 800 kWh	3	4.29%	52.86%	754	\$229.24	\$231.41	\$2.17	0.95%	18
19	800 to 900 kWh	4	5.71%	58.57%	839	\$263.31	\$265.81	\$2.50	0.95%	19
20	900 to 1000 kWh	2	2.86%	61.43%	907	\$290.24	\$292.99	\$2.75	0.95%	20
21	1000 to 1500 kWh	10	14.29%	75.72%	1211	\$414.35	\$416.05	\$1.70	0.41%	21
22	1500 to 2000 kWh	10	14.29%	90.00%	1714	\$640.35	\$619.35	(\$21.00)	-3.28%	22
23	2000 to 3000 kWh	6	8.57%	98.57%	2429	\$974.05	\$908.55	(\$65.50)	-6.72%	23
24	> 3000 kWh	1	1.43%	100.00%	7943	\$3,545.79	\$3,137.37	(\$408.42)	-11.52%	24
25	TOTAL	70	100.00%	100.00%	1048	\$370.43	\$357.03	(\$13.40)	-3.62%	25

Note: DR w/ HUC reflects SDG&E’s residential tiered rate schedule (Schedule DR) effective November 1, 2018 (AL 3290-E). DR w/o HUC is SDG&E’s proposal to eliminate the HUC Charge.

Declaration of Cynthia Fang  
November 30, 2018

APPENDIX C – ATTACHMENT E  
ILLUSTRATIVE HUC CUSTOMERS BY MONTH  
SAN DIEGO GAS AND ELECTRIC COMPANY  
PETITION FOR MODIFICATION OF D.15-07-001 AND D.17-07-006

**Typical Monthly Residential Energy Charges at DR w/ HUC and DR w/o HUC  
Desert Customers  
Non-CARE, November, All Electric**

Line No.	Energy kWh	Number of Customers	% of Customers	% of Customers Cumulative	Avg kWh for the Range	DR w/ HUC (\$)	DR w/o HUC (\$)	CHANGE (\$)	CHANGE (%)	Line No.
1	< 25 kWh	0	0.00%	0.00%	0	\$0.00	\$0.00	\$0.00	0.00%	1
2	25 to 50 kWh	0	0.00%	0.00%	0	\$0.00	\$0.00	\$0.00	0.00%	2
3	50 to 75 kWh	0	0.00%	0.00%	0	\$0.00	\$0.00	\$0.00	0.00%	3
4	75 to 100 kWh	0	0.00%	0.00%	0	\$0.00	\$0.00	\$0.00	0.00%	4
5	100 to 125 kWh	0	0.00%	0.00%	0	\$0.00	\$0.00	\$0.00	0.00%	5
6	125 to 150 kWh	0	0.00%	0.00%	0	\$0.00	\$0.00	\$0.00	0.00%	6
7	150 to 200 kWh	0	0.00%	0.00%	0	\$0.00	\$0.00	\$0.00	0.00%	7
8	200 to 250 kWh	1	1.96%	1.96%	204	\$46.66	\$47.10	\$0.44	0.94%	8
9	250 to 300 kWh	0	0.00%	1.96%	0	\$0.00	\$0.00	\$0.00	0.00%	9
10	300 to 350 kWh	2	3.92%	5.88%	314	\$71.95	\$72.63	\$0.68	0.95%	10
11	350 to 400 kWh	5	9.80%	15.69%	379	\$86.84	\$87.66	\$0.82	0.94%	11
12	400 to 450 kWh	1	1.96%	17.65%	410	\$93.79	\$94.68	\$0.89	0.95%	12
13	450 to 500 kWh	1	1.96%	19.61%	496	\$113.46	\$114.53	\$1.07	0.94%	13
14	500 to 550 kWh	1	1.96%	21.57%	524	\$119.87	\$121.00	\$1.13	0.94%	14
15	550 to 600 kWh	3	5.88%	27.45%	575	\$131.69	\$132.93	\$1.24	0.94%	15
16	600 to 650 kWh	4	7.84%	35.30%	619	\$141.72	\$143.06	\$1.34	0.95%	16
17	650 to 700 kWh	4	7.84%	43.14%	681	\$155.90	\$157.37	\$1.47	0.95%	17
18	700 to 800 kWh	2	3.92%	47.06%	751	\$171.80	\$173.42	\$1.62	0.95%	18
19	800 to 900 kWh	5	9.80%	56.86%	855	\$208.55	\$210.52	\$1.97	0.95%	19
20	900 to 1000 kWh	7	13.73%	70.59%	953	\$247.94	\$250.29	\$2.35	0.95%	20
21	1000 to 1500 kWh	10	19.61%	90.20%	1248	\$366.20	\$369.68	\$3.48	0.95%	21
22	1500 to 2000 kWh	4	7.84%	98.04%	1773	\$576.09	\$581.55	\$5.46	0.95%	22
23	2000 to 3000 kWh	0	0.00%	98.04%	0	\$0.00	\$0.00	\$0.00	0.00%	23
24	> 3000 kWh	1	1.96%	100.00%	3112	\$1,159.28	\$1,122.84	(\$36.44)	-3.14%	24
25	TOTAL	51	100.00%	100.00%	906	\$250.68	\$252.13	\$1.45	0.58%	25

Note: DR w/ HUC reflects SDG&E’s residential tiered rate schedule (Schedule DR) effective November 1, 2018 (AL 3290-E). DR w/o HUC is SDG&E’s proposal to eliminate the HUC Charge.

Declaration of Cynthia Fang  
November 30, 2018

APPENDIX C – ATTACHMENT E  
ILLUSTRATIVE HUC CUSTOMERS BY MONTH  
SAN DIEGO GAS AND ELECTRIC COMPANY  
PETITION FOR MODIFICATION OF D.15-07-001 AND D.17-07-006

**Typical Monthly Residential Energy Charges at DR w/ HUC and DR w/o HUC  
Desert Customers  
Non-CARE, December, Basic**

Line										Line
No.	Energy kWh	Number of Customers	% of Customers	% of Customers Cumulative	Avg kWh for the Range	DR w/ HUC (\$)	DR w/o HUC (\$)	CHANGE (\$)	CHANGE (%)	No.
1	< 25 kWh	1	1.43%	1.43%	2	\$10.20	\$10.20	\$0.00	0.00%	1
2	25 to 50 kWh	1	1.43%	2.86%	27	\$10.22	\$10.22	\$0.00	0.00%	2
3	50 to 75 kWh	0	0.00%	2.86%	0	\$0.00	\$0.00	\$0.00	0.00%	3
4	75 to 100 kWh	1	1.43%	4.29%	80	\$18.31	\$18.48	\$0.17	0.93%	4
5	100 to 125 kWh	0	0.00%	4.29%	0	\$0.00	\$0.00	\$0.00	0.00%	5
6	125 to 150 kWh	0	0.00%	4.29%	0	\$0.00	\$0.00	\$0.00	0.00%	6
7	150 to 200 kWh	0	0.00%	4.29%	0	\$0.00	\$0.00	\$0.00	0.00%	7
8	200 to 250 kWh	3	4.29%	8.57%	234	\$53.53	\$54.03	\$0.50	0.94%	8
9	250 to 300 kWh	0	0.00%	8.57%	0	\$0.00	\$0.00	\$0.00	0.00%	9
10	300 to 350 kWh	3	4.29%	12.86%	323	\$73.90	\$74.59	\$0.69	0.94%	10
11	350 to 400 kWh	3	4.29%	17.15%	366	\$83.80	\$84.59	\$0.79	0.95%	11
12	400 to 450 kWh	1	1.43%	18.57%	421	\$96.30	\$97.20	\$0.90	0.94%	12
13	450 to 500 kWh	3	4.29%	22.86%	486	\$119.25	\$120.38	\$1.13	0.95%	13
14	500 to 550 kWh	4	5.71%	28.57%	528	\$136.37	\$137.66	\$1.29	0.95%	14
15	550 to 600 kWh	2	2.86%	31.43%	556	\$147.29	\$148.68	\$1.39	0.94%	15
16	600 to 650 kWh	2	2.86%	34.29%	626	\$175.52	\$177.18	\$1.66	0.95%	16
17	650 to 700 kWh	0	0.00%	34.29%	0	\$0.00	\$0.00	\$0.00	0.00%	17
18	700 to 800 kWh	5	7.14%	41.43%	757	\$228.09	\$230.26	\$2.17	0.95%	18
19	800 to 900 kWh	6	8.57%	50.00%	860	\$269.10	\$271.64	\$2.54	0.95%	19
20	900 to 1000 kWh	1	1.43%	51.43%	971	\$313.47	\$316.45	\$2.98	0.95%	20
21	1000 to 1500 kWh	19	27.14%	78.57%	1259	\$430.79	\$433.04	\$2.25	0.52%	21
22	1500 to 2000 kWh	7	10.00%	88.57%	1755	\$654.10	\$633.44	(\$20.66)	-3.16%	22
23	2000 to 3000 kWh	6	8.57%	97.15%	2409	\$959.25	\$897.91	(\$61.34)	-6.40%	23
24	> 3000 kWh	2	2.86%	100.00%	4938	\$2,138.77	\$1,920.14	(\$218.63)	-10.22%	24
25	TOTAL	70	100.00%	100.00%	1138	\$402.61	\$390.38	(\$12.23)	-3.04%	25

Note: DR w/ HUC reflects SDG&E's residential tiered rate schedule (Schedule DR) effective November 1, 2018 (AL 3290-E). DR w/o HUC is SDG&E's proposal to eliminate the HUC Charge.

Declaration of Cynthia Fang  
November 30, 2018



APPENDIX C – ATTACHMENT E  
 ILLUSTRATIVE HUC CUSTOMERS BY MONTH  
 SAN DIEGO GAS AND ELECTRIC COMPANY  
 PETITION FOR MODIFICATION OF D.15-07-001 AND D.17-07-006

**Typical Monthly Residential Energy Charges at DR w/ HUC and DR w/o HUC  
 Desert Customers  
 Non-CARE, December, All Electric**

Line										Line
No.	Energy kWh	Number of Customers	% of Customers	% of Customers Cumulative	Avg kWh for the Range	DR w/ HUC (\$)	DR w/o HUC (\$)	CHANGE (\$)	CHANGE (%)	No.
1	< 25 kWh	0	0.00%	0.00%	0	\$0.00	\$0.00	\$0.00	0.00%	1
2	25 to 50 kWh	0	0.00%	0.00%	0	\$0.00	\$0.00	\$0.00	0.00%	2
3	50 to 75 kWh	0	0.00%	0.00%	0	\$0.00	\$0.00	\$0.00	0.00%	3
4	75 to 100 kWh	0	0.00%	0.00%	0	\$0.00	\$0.00	\$0.00	0.00%	4
5	100 to 125 kWh	0	0.00%	0.00%	0	\$0.00	\$0.00	\$0.00	0.00%	5
6	125 to 150 kWh	0	0.00%	0.00%	0	\$0.00	\$0.00	\$0.00	0.00%	6
7	150 to 200 kWh	0	0.00%	0.00%	0	\$0.00	\$0.00	\$0.00	0.00%	7
8	200 to 250 kWh	0	0.00%	0.00%	0	\$0.00	\$0.00	\$0.00	0.00%	8
9	250 to 300 kWh	0	0.00%	0.00%	0	\$0.00	\$0.00	\$0.00	0.00%	9
10	300 to 350 kWh	1	1.96%	1.96%	329	\$75.27	\$75.98	\$0.71	0.94%	10
11	350 to 400 kWh	2	3.92%	5.88%	388	\$88.76	\$89.60	\$0.84	0.95%	11
12	400 to 450 kWh	1	1.96%	7.84%	434	\$99.28	\$100.22	\$0.94	0.95%	12
13	450 to 500 kWh	2	3.92%	11.77%	473	\$108.32	\$109.35	\$1.03	0.95%	13
14	500 to 550 kWh	1	1.96%	13.73%	511	\$116.91	\$118.01	\$1.10	0.94%	14
15	550 to 600 kWh	2	3.92%	17.65%	570	\$130.40	\$131.63	\$1.23	0.94%	15
16	600 to 650 kWh	1	1.96%	19.61%	637	\$145.71	\$147.09	\$1.38	0.95%	16
17	650 to 700 kWh	2	3.92%	23.53%	675	\$154.53	\$155.99	\$1.46	0.95%	17
18	700 to 800 kWh	2	3.92%	27.45%	756	\$173.05	\$174.69	\$1.64	0.95%	18
19	800 to 900 kWh	5	9.80%	37.26%	862	\$206.89	\$208.84	\$1.95	0.95%	19
20	900 to 1000 kWh	12	23.53%	60.79%	968	\$249.39	\$251.75	\$2.36	0.95%	20
21	1000 to 1500 kWh	12	23.53%	84.32%	1188	\$337.59	\$340.78	\$3.19	0.95%	21
22	1500 to 2000 kWh	5	9.80%	94.12%	1751	\$562.81	\$568.14	\$5.33	0.95%	22
23	2000 to 3000 kWh	2	3.92%	98.04%	2777	\$993.29	\$982.93	(\$10.36)	-1.04%	23
24	> 3000 kWh	1	1.96%	100.00%	3527	\$1,343.12	\$1,286.11	(\$57.01)	-4.25%	24
25	TOTAL	51	100.00%	100.00%	1091	\$313.12	\$313.94	\$0.82	0.26%	25

Note: DR w/ HUC reflects SDG&E's residential tiered rate schedule (Schedule DR) effective November 1, 2018 (AL 3290-E). DR w/o HUC is SDG&E's proposal to eliminate the HUC Charge.

Declaration of Cynthia Fang  
 November 30, 2018

APPENDIX C – ATTACHMENT E  
ILLUSTRATIVE HUC CUSTOMERS BY MONTH  
SAN DIEGO GAS AND ELECTRIC COMPANY  
PETITION FOR MODIFICATION OF D.15-07-001 AND D.17-07-006

**Typical Monthly Residential Energy Charges at DR w/ HUC and DR w/o HUC  
Inland Customers  
CARE, January, Basic**

Line										Line
No.	Energy kWh	Number of Customers	% of Customers	% of Customers Cumulative	Avg kWh for the Range	DR w/ HUC (\$)	DR w/o HUC (\$)	CHANGE (\$)	CHANGE (%)	No.
1	< 25 kWh	5	0.15%	0.15%	18	\$5.09	\$5.09	\$0.00	0.00%	1
2	25 to 50 kWh	13	0.39%	0.53%	37	\$5.56	\$5.59	\$0.03	0.53%	2
3	50 to 75 kWh	7	0.21%	0.74%	60	\$8.45	\$8.53	\$0.08	0.96%	3
4	75 to 100 kWh	15	0.45%	1.19%	86	\$12.12	\$12.24	\$0.12	0.95%	4
5	100 to 125 kWh	9	0.27%	1.45%	116	\$16.36	\$16.52	\$0.16	0.96%	5
6	125 to 150 kWh	10	0.30%	1.75%	137	\$19.33	\$19.52	\$0.19	0.96%	6
7	150 to 200 kWh	33	0.98%	2.73%	176	\$25.23	\$25.47	\$0.24	0.95%	7
8	200 to 250 kWh	46	1.36%	4.09%	226	\$31.81	\$32.11	\$0.30	0.96%	8
9	250 to 300 kWh	85	2.52%	6.61%	277	\$39.51	\$39.88	\$0.37	0.95%	9
10	300 to 350 kWh	117	3.47%	10.08%	325	\$46.54	\$46.98	\$0.44	0.95%	10
11	350 to 400 kWh	188	5.57%	15.65%	375	\$52.97	\$53.47	\$0.50	0.95%	11
12	400 to 450 kWh	253	7.50%	23.16%	427	\$64.76	\$65.38	\$0.62	0.95%	12
13	450 to 500 kWh	284	8.42%	31.58%	475	\$77.54	\$78.28	\$0.74	0.95%	13
14	500 to 550 kWh	290	8.60%	40.17%	526	\$90.23	\$91.09	\$0.86	0.95%	14
15	550 to 600 kWh	292	8.66%	48.83%	577	\$102.75	\$103.72	\$0.97	0.95%	15
16	600 to 650 kWh	255	7.56%	56.39%	621	\$114.95	\$116.04	\$1.09	0.95%	16
17	650 to 700 kWh	231	6.85%	63.24%	673	\$128.43	\$129.64	\$1.21	0.95%	17
18	700 to 800 kWh	365	10.82%	74.06%	747	\$145.69	\$147.07	\$1.38	0.95%	18
19	800 to 900 kWh	286	8.48%	82.54%	845	\$171.67	\$173.29	\$1.62	0.95%	19
20	900 to 1000 kWh	206	6.11%	88.65%	950	\$199.78	\$201.67	\$1.89	0.95%	20
21	1000 to 1500 kWh	337	9.99%	98.64%	1174	\$261.38	\$261.81	\$0.43	0.17%	21
22	1500 to 2000 kWh	32	0.95%	99.59%	1708	\$424.56	\$405.48	(\$19.08)	-4.50%	22
23	2000 to 3000 kWh	10	0.30%	99.88%	2355	\$633.45	\$586.78	(\$46.67)	-7.37%	23
24	> 3000 kWh	4	0.12%	100.00%	5894	\$1,877.43	\$1,665.73	(\$211.70)	-11.28%	24
25	TOTAL	3373	100.00%	100.00%	664	\$128.74	\$129.11	\$0.37	0.29%	25

Note: DR w/ HUC reflects SDG&E's residential tiered rate schedule (Schedule DR) effective November 1, 2018 (AL 3290-E). DR w/o HUC is SDG&E's proposal to eliminate the HUC Charge.

Declaration of Cynthia Fang  
November 30, 2018

APPENDIX C – ATTACHMENT E  
ILLUSTRATIVE HUC CUSTOMERS BY MONTH  
SAN DIEGO GAS AND ELECTRIC COMPANY  
PETITION FOR MODIFICATION OF D.15-07-001 AND D.17-07-006

**Typical Monthly Residential Energy Charges at DR w/ HUC and DR w/o HUC  
Inland Customers  
CARE, January, All Electric**

Line										Line
No.	Energy kWh	Number of Customers	% of Customers	% of Customers Cumulative	Avg kWh for the Range	DR w/ HUC (\$)	DR w/o HUC (\$)	CHANGE (\$)	CHANGE (%)	No.
1	< 25 kWh	1	0.12%	0.12%	19	\$5.10	\$5.10	\$0.00	0.00%	1
2	25 to 50 kWh	1	0.12%	0.23%	30	\$5.10	\$5.10	\$0.00	0.00%	2
3	50 to 75 kWh	2	0.23%	0.46%	55	\$7.81	\$7.88	\$0.07	0.90%	3
4	75 to 100 kWh	5	0.58%	1.04%	92	\$12.93	\$13.05	\$0.12	0.93%	4
5	100 to 125 kWh	3	0.35%	1.38%	115	\$16.16	\$16.31	\$0.15	0.97%	5
6	125 to 150 kWh	3	0.35%	1.73%	131	\$18.45	\$18.63	\$0.18	0.99%	6
7	150 to 200 kWh	15	1.72%	3.45%	178	\$25.04	\$25.28	\$0.24	0.96%	7
8	200 to 250 kWh	14	1.61%	5.06%	224	\$31.60	\$31.91	\$0.31	0.97%	8
9	250 to 300 kWh	28	3.22%	8.28%	272	\$38.24	\$38.61	\$0.37	0.96%	9
10	300 to 350 kWh	30	3.45%	11.72%	324	\$46.57	\$47.01	\$0.44	0.96%	10
11	350 to 400 kWh	44	5.06%	16.78%	375	\$52.69	\$53.20	\$0.51	0.96%	11
12	400 to 450 kWh	46	5.29%	22.07%	427	\$60.90	\$61.49	\$0.59	0.96%	12
13	450 to 500 kWh	50	5.75%	27.82%	474	\$67.51	\$68.15	\$0.64	0.96%	13
14	500 to 550 kWh	60	6.90%	34.71%	527	\$74.80	\$75.52	\$0.72	0.96%	14
15	550 to 600 kWh	36	4.14%	38.85%	573	\$80.51	\$81.28	\$0.77	0.96%	15
16	600 to 650 kWh	45	5.17%	44.02%	630	\$90.20	\$91.07	\$0.87	0.96%	16
17	650 to 700 kWh	47	5.40%	49.42%	674	\$101.63	\$102.61	\$0.98	0.96%	17
18	700 to 800 kWh	89	10.23%	59.65%	748	\$119.23	\$120.37	\$1.14	0.96%	18
19	800 to 900 kWh	62	7.13%	66.78%	846	\$142.02	\$143.38	\$1.36	0.95%	19
20	900 to 1000 kWh	58	6.67%	73.45%	950	\$170.14	\$171.76	\$1.62	0.95%	20
21	1000 to 1500 kWh	176	20.23%	93.68%	1211	\$236.90	\$239.15	\$2.25	0.95%	21
22	1500 to 2000 kWh	39	4.48%	98.16%	1703	\$368.66	\$372.12	\$3.46	0.94%	22
23	2000 to 3000 kWh	13	1.49%	99.65%	2321	\$548.08	\$537.66	(\$10.42)	-1.90%	23
24	> 3000 kWh	3	0.35%	100.00%	5060	\$1,479.18	\$1,351.53	(\$127.65)	-8.63%	24
25	TOTAL	870	100.00%	100.00%	800	\$143.81	\$144.46	\$0.65	0.45%	25

Note: DR w/ HUC reflects SDG&E's residential tiered rate schedule (Schedule DR) effective November 1, 2018 (AL 3290-E). DR w/o HUC is SDG&E's proposal to eliminate the HUC Charge.

Declaration of Cynthia Fang  
November 30, 2018

APPENDIX C – ATTACHMENT E  
ILLUSTRATIVE HUC CUSTOMERS BY MONTH  
SAN DIEGO GAS AND ELECTRIC COMPANY  
PETITION FOR MODIFICATION OF D.15-07-001 AND D.17-07-006

**Typical Monthly Residential Energy Charges at DR w/ HUC and DR w/o HUC  
Inland Customers  
CARE, February, Basic**

Line										Line
No.	Energy kWh	Number of Customers	% of Customers	% of Customers Cumulative	Avg kWh for the Range	DR w/ HUC (\$)	DR w/o HUC (\$)	CHANGE (\$)	CHANGE (%)	No.
1	< 25 kWh	5	0.15%	0.15%	12	\$4.60	\$4.60	\$0.00	0.00%	1
2	25 to 50 kWh	12	0.36%	0.50%	37	\$5.48	\$5.52	\$0.04	0.64%	2
3	50 to 75 kWh	7	0.21%	0.71%	62	\$8.79	\$8.87	\$0.08	0.93%	3
4	75 to 100 kWh	13	0.39%	1.10%	87	\$12.30	\$12.42	\$0.12	0.96%	4
5	100 to 125 kWh	19	0.56%	1.66%	116	\$16.34	\$16.49	\$0.15	0.97%	5
6	125 to 150 kWh	11	0.33%	1.99%	139	\$20.73	\$20.93	\$0.20	0.96%	6
7	150 to 200 kWh	38	1.13%	3.11%	176	\$25.26	\$25.50	\$0.24	0.95%	7
8	200 to 250 kWh	76	2.25%	5.37%	228	\$32.39	\$32.70	\$0.31	0.96%	8
9	250 to 300 kWh	127	3.77%	9.13%	279	\$39.65	\$40.03	\$0.38	0.96%	9
10	300 to 350 kWh	197	5.84%	14.97%	326	\$46.37	\$46.81	\$0.44	0.96%	10
11	350 to 400 kWh	261	7.74%	22.71%	376	\$56.36	\$56.89	\$0.53	0.95%	11
12	400 to 450 kWh	328	9.72%	32.43%	424	\$68.28	\$68.93	\$0.65	0.95%	12
13	450 to 500 kWh	313	9.28%	41.71%	475	\$81.47	\$82.24	\$0.77	0.95%	13
14	500 to 550 kWh	324	9.61%	51.32%	524	\$93.92	\$94.81	\$0.89	0.95%	14
15	550 to 600 kWh	267	7.92%	59.24%	573	\$107.06	\$108.07	\$1.01	0.95%	15
16	600 to 650 kWh	231	6.85%	66.08%	625	\$119.28	\$120.41	\$1.13	0.95%	16
17	650 to 700 kWh	219	6.49%	72.58%	674	\$130.94	\$132.18	\$1.24	0.95%	17
18	700 to 800 kWh	320	9.49%	82.06%	746	\$149.95	\$151.37	\$1.42	0.95%	18
19	800 to 900 kWh	210	6.23%	88.29%	846	\$176.91	\$178.58	\$1.67	0.95%	19
20	900 to 1000 kWh	137	4.06%	92.35%	941	\$203.94	\$205.86	\$1.92	0.95%	20
21	1000 to 1500 kWh	227	6.73%	99.08%	1150	\$261.09	\$259.75	(\$1.34)	-0.51%	21
22	1500 to 2000 kWh	21	0.62%	99.71%	1664	\$427.10	\$404.56	(\$22.54)	-5.28%	22
23	2000 to 3000 kWh	5	0.15%	99.85%	2368	\$675.99	\$621.82	(\$54.17)	-8.01%	23
24	> 3000 kWh	5	0.15%	100.00%	4461	\$1,398.25	\$1,246.32	(\$151.93)	-10.87%	24
25	TOTAL	3373	100.00%	100.00%	595	\$115.02	\$115.36	\$0.34	0.29%	25

Note: DR w/ HUC reflects SDG&E's residential tiered rate schedule (Schedule DR) effective November 1, 2018 (AL 3290-E). DR w/o HUC is SDG&E's proposal to eliminate the HUC Charge.

Declaration of Cynthia Fang  
November 30, 2018

APPENDIX C – ATTACHMENT E  
ILLUSTRATIVE HUC CUSTOMERS BY MONTH  
SAN DIEGO GAS AND ELECTRIC COMPANY  
PETITION FOR MODIFICATION OF D.15-07-001 AND D.17-07-006

**Typical Monthly Residential Energy Charges at DR w/ HUC and DR w/o HUC  
Inland Customers  
CARE, February, All Electric**

Line No.	Energy kWh	Number of Customers	% of Customers	% of Customers Cumulative	Avg kWh for the Range	DR w/ HUC (\$)	DR w/o HUC (\$)	CHANGE (\$)	CHANGE (%)	Line No.
1	< 25 kWh	0	0.00%	0.00%	0	\$0.00	\$0.00	\$0.00	0.00%	1
2	25 to 50 kWh	2	0.23%	0.23%	26	\$4.61	\$4.61	\$0.00	0.00%	2
3	50 to 75 kWh	2	0.23%	0.46%	58	\$8.16	\$8.23	\$0.07	0.92%	3
4	75 to 100 kWh	2	0.23%	0.69%	79	\$11.17	\$11.28	\$0.11	0.94%	4
5	100 to 125 kWh	3	0.35%	1.04%	116	\$16.39	\$16.55	\$0.16	0.96%	5
6	125 to 150 kWh	4	0.46%	1.50%	143	\$20.16	\$20.36	\$0.20	0.96%	6
7	150 to 200 kWh	17	1.95%	3.45%	177	\$25.94	\$26.19	\$0.25	0.95%	7
8	200 to 250 kWh	25	2.87%	6.32%	231	\$32.49	\$32.81	\$0.32	0.96%	8
9	250 to 300 kWh	29	3.33%	9.66%	276	\$39.74	\$40.12	\$0.38	0.96%	9
10	300 to 350 kWh	44	5.06%	14.71%	324	\$45.58	\$46.02	\$0.44	0.96%	10
11	350 to 400 kWh	46	5.29%	20.00%	376	\$52.91	\$53.41	\$0.50	0.96%	11
12	400 to 450 kWh	58	6.67%	26.67%	425	\$60.38	\$60.95	\$0.57	0.96%	12
13	450 to 500 kWh	58	6.67%	33.33%	476	\$68.39	\$69.04	\$0.65	0.95%	13
14	500 to 550 kWh	39	4.48%	37.82%	523	\$73.55	\$74.25	\$0.70	0.96%	14
15	550 to 600 kWh	55	6.32%	44.14%	575	\$81.60	\$82.38	\$0.78	0.96%	15
16	600 to 650 kWh	56	6.44%	50.58%	625	\$94.69	\$95.59	\$0.90	0.96%	16
17	650 to 700 kWh	38	4.37%	54.94%	675	\$109.39	\$110.43	\$1.04	0.95%	17
18	700 to 800 kWh	71	8.16%	63.11%	751	\$126.40	\$127.60	\$1.20	0.95%	18
19	800 to 900 kWh	62	7.13%	70.23%	845	\$148.74	\$150.15	\$1.41	0.95%	19
20	900 to 1000 kWh	56	6.44%	76.67%	946	\$175.95	\$177.62	\$1.67	0.95%	20
21	1000 to 1500 kWh	161	18.51%	95.17%	1196	\$241.40	\$243.69	\$2.29	0.95%	21
22	1500 to 2000 kWh	28	3.22%	98.39%	1690	\$378.67	\$381.17	\$2.50	0.66%	22
23	2000 to 3000 kWh	12	1.38%	99.77%	2447	\$613.82	\$588.42	(\$25.40)	-4.14%	23
24	> 3000 kWh	2	0.23%	100.00%	5401	\$1,447.07	\$1,304.83	(\$142.24)	-9.83%	24
25	TOTAL	870	100.00%	100.00%	751	\$136.88	\$137.35	\$0.47	0.35%	25

Note: DR w/ HUC reflects SDG&E's residential tiered rate schedule (Schedule DR) effective November 1, 2018 (AL 3290-E). DR w/o HUC is SDG&E's proposal to eliminate the HUC Charge.

APPENDIX C – ATTACHMENT E  
ILLUSTRATIVE HUC CUSTOMERS BY MONTH  
SAN DIEGO GAS AND ELECTRIC COMPANY  
PETITION FOR MODIFICATION OF D.15-07-001 AND D.17-07-006

**Typical Monthly Residential Energy Charges at DR w/ HUC and DR w/o HUC  
Inland Customers  
CARE, March, Basic**

Line										Line
No.	Energy kWh	Number of Customers	% of Customers	% of Customers Cumulative	Avg kWh for the Range	DR w/ HUC (\$)	DR w/o HUC (\$)	CHANGE (\$)	CHANGE (%)	No.
1	< 25 kWh	3	0.09%	0.09%	20	\$5.10	\$5.10	\$0.00	0.00%	1
2	25 to 50 kWh	9	0.27%	0.36%	39	\$5.88	\$5.92	\$0.04	0.66%	2
3	50 to 75 kWh	10	0.30%	0.65%	61	\$8.62	\$8.71	\$0.09	0.97%	3
4	75 to 100 kWh	10	0.30%	0.95%	90	\$12.76	\$12.88	\$0.12	0.94%	4
5	100 to 125 kWh	7	0.21%	1.16%	111	\$15.69	\$15.84	\$0.15	0.97%	5
6	125 to 150 kWh	13	0.39%	1.54%	136	\$19.97	\$20.16	\$0.19	0.96%	6
7	150 to 200 kWh	26	0.77%	2.31%	175	\$24.67	\$24.91	\$0.24	0.96%	7
8	200 to 250 kWh	62	1.84%	4.15%	231	\$32.84	\$33.15	\$0.31	0.96%	8
9	250 to 300 kWh	95	2.82%	6.97%	278	\$39.41	\$39.79	\$0.38	0.96%	9
10	300 to 350 kWh	138	4.09%	11.06%	325	\$46.54	\$46.98	\$0.44	0.95%	10
11	350 to 400 kWh	218	6.46%	17.52%	375	\$53.48	\$53.99	\$0.51	0.96%	11
12	400 to 450 kWh	292	8.66%	26.18%	426	\$64.40	\$65.01	\$0.61	0.95%	12
13	450 to 500 kWh	293	8.69%	34.86%	475	\$77.45	\$78.18	\$0.73	0.95%	13
14	500 to 550 kWh	308	9.13%	44.00%	526	\$90.18	\$91.03	\$0.85	0.95%	14
15	550 to 600 kWh	294	8.72%	52.71%	574	\$102.21	\$103.18	\$0.97	0.95%	15
16	600 to 650 kWh	249	7.38%	60.09%	624	\$115.35	\$116.44	\$1.09	0.95%	16
17	650 to 700 kWh	222	6.58%	66.68%	676	\$128.85	\$130.06	\$1.21	0.95%	17
18	700 to 800 kWh	365	10.82%	77.50%	747	\$145.59	\$146.97	\$1.38	0.95%	18
19	800 to 900 kWh	266	7.89%	85.38%	848	\$173.30	\$174.94	\$1.64	0.95%	19
20	900 to 1000 kWh	175	5.19%	90.57%	943	\$199.50	\$201.39	\$1.89	0.95%	20
21	1000 to 1500 kWh	271	8.03%	98.60%	1164	\$257.46	\$258.10	\$0.64	0.25%	21
22	1500 to 2000 kWh	35	1.04%	99.64%	1628	\$404.46	\$388.95	(\$15.51)	-3.84%	22
23	2000 to 3000 kWh	8	0.24%	99.88%	2328	\$633.80	\$587.68	(\$46.12)	-7.28%	23
24	> 3000 kWh	4	0.12%	100.00%	4330	\$1,329.53	\$1,191.92	(\$137.61)	-10.35%	24
25	TOTAL	3373	100.00%	100.00%	637	\$121.63	\$122.14	\$0.51	0.42%	25

Note: DR w/ HUC reflects SDG&E's residential tiered rate schedule (Schedule DR) effective November 1, 2018 (AL 3290-E). DR w/o HUC is SDG&E's proposal to eliminate the HUC Charge.

APPENDIX C – ATTACHMENT E  
ILLUSTRATIVE HUC CUSTOMERS BY MONTH  
SAN DIEGO GAS AND ELECTRIC COMPANY  
PETITION FOR MODIFICATION OF D.15-07-001 AND D.17-07-006

**Typical Monthly Residential Energy Charges at DR w/ HUC and DR w/o HUC  
Inland Customers  
CARE, March, All Electric**

Line										Line
No.	Energy kWh	Number of Customers	% of Customers	% of Customers Cumulative	Avg kWh for the Range	DR w/ HUC (\$)	DR w/o HUC (\$)	CHANGE (\$)	CHANGE (%)	No.
1	< 25 kWh	0	0.00%	0.00%	0	\$0.00	\$0.00	\$0.00	0.00%	1
2	25 to 50 kWh	3	0.35%	0.35%	42	\$5.99	\$6.05	\$0.06	0.89%	2
3	50 to 75 kWh	3	0.35%	0.69%	60	\$8.52	\$8.61	\$0.09	1.02%	3
4	75 to 100 kWh	1	0.12%	0.81%	80	\$11.25	\$11.35	\$0.10	0.89%	4
5	100 to 125 kWh	3	0.35%	1.15%	110	\$15.46	\$15.60	\$0.14	0.95%	5
6	125 to 150 kWh	3	0.35%	1.50%	140	\$19.76	\$19.95	\$0.19	0.98%	6
7	150 to 200 kWh	15	1.72%	3.22%	171	\$24.06	\$24.29	\$0.23	0.96%	7
8	200 to 250 kWh	14	1.61%	4.83%	229	\$32.21	\$32.52	\$0.31	0.96%	8
9	250 to 300 kWh	23	2.64%	7.47%	275	\$38.64	\$39.01	\$0.37	0.96%	9
10	300 to 350 kWh	36	4.14%	11.61%	323	\$46.27	\$46.71	\$0.44	0.96%	10
11	350 to 400 kWh	48	5.52%	17.13%	374	\$52.67	\$53.18	\$0.51	0.96%	11
12	400 to 450 kWh	44	5.06%	22.18%	426	\$59.94	\$60.52	\$0.58	0.96%	12
13	450 to 500 kWh	49	5.63%	27.82%	477	\$67.96	\$68.61	\$0.65	0.96%	13
14	500 to 550 kWh	65	7.47%	35.29%	528	\$75.74	\$76.46	\$0.72	0.96%	14
15	550 to 600 kWh	51	5.86%	41.15%	574	\$80.66	\$81.43	\$0.77	0.96%	15
16	600 to 650 kWh	49	5.63%	46.78%	628	\$89.75	\$90.61	\$0.86	0.96%	16
17	650 to 700 kWh	45	5.17%	51.95%	675	\$101.92	\$102.90	\$0.98	0.96%	17
18	700 to 800 kWh	58	6.67%	58.62%	748	\$118.87	\$120.01	\$1.14	0.96%	18
19	800 to 900 kWh	74	8.51%	67.13%	851	\$143.33	\$144.70	\$1.37	0.96%	19
20	900 to 1000 kWh	64	7.36%	74.48%	949	\$171.07	\$172.70	\$1.63	0.95%	20
21	1000 to 1500 kWh	168	19.31%	93.79%	1225	\$242.04	\$244.34	\$2.30	0.95%	21
22	1500 to 2000 kWh	37	4.25%	98.05%	1669	\$354.80	\$358.17	\$3.37	0.95%	22
23	2000 to 3000 kWh	14	1.61%	99.65%	2378	\$592.49	\$578.54	(\$13.95)	-2.35%	23
24	> 3000 kWh	3	0.35%	100.00%	4678	\$1,219.83	\$1,114.72	(\$105.11)	-8.62%	24
25	TOTAL	870	100.00%	100.00%	795	\$142.80	\$143.45	\$0.65	0.45%	25

Note: DR w/ HUC reflects SDG&E's residential tiered rate schedule (Schedule DR) effective November 1, 2018 (AL 3290-E). DR w/o HUC is SDG&E's proposal to eliminate the HUC Charge.

APPENDIX C – ATTACHMENT E  
ILLUSTRATIVE HUC CUSTOMERS BY MONTH  
SAN DIEGO GAS AND ELECTRIC COMPANY  
PETITION FOR MODIFICATION OF D.15-07-001 AND D.17-07-006

**Typical Monthly Residential Energy Charges at DR w/ HUC and DR w/o HUC**  
**Inland Customers**  
**CARE, April, Basic**

Line										Line
No.	Energy kWh	Number of Customers	% of Customers	% of Customers Cumulative	Avg kWh for the Range	DR w/ HUC (\$)	DR w/o HUC (\$)	CHANGE (\$)	CHANGE (%)	No.
1	< 25 kWh	3	0.09%	0.09%	20	\$4.94	\$4.94	\$0.00	0.00%	1
2	25 to 50 kWh	8	0.24%	0.33%	40	\$5.76	\$5.81	\$0.05	0.82%	2
3	50 to 75 kWh	9	0.27%	0.59%	63	\$8.95	\$9.03	\$0.08	0.94%	3
4	75 to 100 kWh	7	0.21%	0.80%	89	\$12.58	\$12.70	\$0.12	0.97%	4
5	100 to 125 kWh	12	0.36%	1.16%	112	\$15.75	\$15.90	\$0.15	0.95%	5
6	125 to 150 kWh	8	0.24%	1.39%	138	\$19.48	\$19.67	\$0.19	0.96%	6
7	150 to 200 kWh	30	0.89%	2.28%	174	\$24.55	\$24.79	\$0.24	0.96%	7
8	200 to 250 kWh	47	1.39%	3.68%	227	\$32.31	\$32.62	\$0.31	0.96%	8
9	250 to 300 kWh	96	2.85%	6.52%	276	\$39.09	\$39.47	\$0.38	0.96%	9
10	300 to 350 kWh	154	4.57%	11.09%	328	\$46.84	\$47.28	\$0.44	0.95%	10
11	350 to 400 kWh	198	5.87%	16.96%	376	\$53.83	\$54.34	\$0.51	0.96%	11
12	400 to 450 kWh	295	8.75%	25.70%	427	\$66.44	\$67.08	\$0.64	0.96%	12
13	450 to 500 kWh	316	9.37%	35.07%	476	\$79.30	\$80.06	\$0.76	0.96%	13
14	500 to 550 kWh	337	9.99%	45.06%	525	\$91.11	\$91.98	\$0.87	0.95%	14
15	550 to 600 kWh	301	8.92%	53.99%	574	\$103.49	\$104.48	\$0.99	0.95%	15
16	600 to 650 kWh	291	8.63%	62.62%	624	\$116.18	\$117.29	\$1.11	0.95%	16
17	650 to 700 kWh	244	7.23%	69.85%	676	\$131.01	\$132.25	\$1.24	0.95%	17
18	700 to 800 kWh	358	10.61%	80.46%	746	\$147.08	\$148.47	\$1.39	0.95%	18
19	800 to 900 kWh	268	7.95%	88.41%	844	\$173.74	\$175.38	\$1.64	0.95%	19
20	900 to 1000 kWh	145	4.30%	92.71%	947	\$201.56	\$203.47	\$1.91	0.95%	20
21	1000 to 1500 kWh	215	6.37%	99.08%	1144	\$257.20	\$257.50	\$0.30	0.12%	21
22	1500 to 2000 kWh	25	0.74%	99.82%	1660	\$424.96	\$406.34	(\$18.62)	-4.38%	22
23	2000 to 3000 kWh	4	0.12%	99.94%	2257	\$654.10	\$606.78	(\$47.32)	-7.24%	23
24	> 3000 kWh	2	0.06%	100.00%	4307	\$1,174.30	\$1,050.00	(\$124.30)	-10.59%	24
25	TOTAL	3373	100.00%	100.00%	616	\$117.42	\$118.09	\$0.67	0.57%	25

Note: DR w/ HUC reflects SDG&E’s residential tiered rate schedule (Schedule DR) effective November 1, 2018 (AL 3290-E). DR w/o HUC is SDG&E’s proposal to eliminate the HUC Charge.



APPENDIX C – ATTACHMENT E  
ILLUSTRATIVE HUC CUSTOMERS BY MONTH  
SAN DIEGO GAS AND ELECTRIC COMPANY  
PETITION FOR MODIFICATION OF D.15-07-001 AND D.17-07-006

**Typical Monthly Residential Energy Charges at DR w/ HUC and DR w/o HUC  
Inland Customers  
CARE, April, All Electric**

Line No.	Energy kWh	Number of Customers	% of Customers	% of Customers Cumulative	Avg kWh for the Range	DR w/ HUC (\$)	DR w/o HUC (\$)	CHANGE (\$)	CHANGE (%)	Line No.
1	< 25 kWh	0	0.00%	0.00%	0	\$0.00	\$0.00	\$0.00	0.00%	1
2	25 to 50 kWh	1	0.12%	0.12%	33	\$4.95	\$4.95	\$0.00	0.00%	2
3	50 to 75 kWh	4	0.46%	0.58%	69	\$9.80	\$9.89	\$0.09	0.94%	3
4	75 to 100 kWh	5	0.58%	1.15%	86	\$12.11	\$12.22	\$0.11	0.94%	4
5	100 to 125 kWh	3	0.35%	1.50%	104	\$14.67	\$14.80	\$0.13	0.91%	5
6	125 to 150 kWh	3	0.35%	1.84%	140	\$19.68	\$19.86	\$0.18	0.93%	6
7	150 to 200 kWh	9	1.03%	2.87%	179	\$25.17	\$25.41	\$0.24	0.95%	7
8	200 to 250 kWh	14	1.61%	4.48%	226	\$31.76	\$32.07	\$0.31	0.96%	8
9	250 to 300 kWh	20	2.30%	6.78%	277	\$38.96	\$39.33	\$0.37	0.96%	9
10	300 to 350 kWh	47	5.40%	12.18%	330	\$47.10	\$47.55	\$0.45	0.96%	10
11	350 to 400 kWh	40	4.60%	16.78%	375	\$52.77	\$53.28	\$0.51	0.96%	11
12	400 to 450 kWh	50	5.75%	22.53%	425	\$59.83	\$60.40	\$0.57	0.96%	12
13	450 to 500 kWh	51	5.86%	28.39%	474	\$67.52	\$68.17	\$0.65	0.96%	13
14	500 to 550 kWh	60	6.90%	35.29%	524	\$76.79	\$77.52	\$0.73	0.96%	14
15	550 to 600 kWh	60	6.90%	42.19%	572	\$80.41	\$81.19	\$0.78	0.97%	15
16	600 to 650 kWh	66	7.59%	49.77%	625	\$89.94	\$90.80	\$0.86	0.96%	16
17	650 to 700 kWh	55	6.32%	56.09%	675	\$101.43	\$102.40	\$0.97	0.96%	17
18	700 to 800 kWh	101	11.61%	67.70%	746	\$120.83	\$121.98	\$1.15	0.95%	18
19	800 to 900 kWh	72	8.28%	75.98%	847	\$145.97	\$147.36	\$1.39	0.95%	19
20	900 to 1000 kWh	57	6.55%	82.53%	949	\$173.95	\$175.60	\$1.65	0.95%	20
21	1000 to 1500 kWh	128	14.71%	97.24%	1164	\$228.68	\$230.85	\$2.17	0.95%	21
22	1500 to 2000 kWh	17	1.95%	99.20%	1710	\$374.50	\$377.83	\$3.33	0.89%	22
23	2000 to 3000 kWh	6	0.69%	99.89%	2423	\$621.36	\$602.19	(\$19.17)	-3.09%	23
24	> 3000 kWh	1	0.12%	100.00%	6983	\$1,901.39	\$1,701.08	(\$200.31)	-10.54%	24
25	TOTAL	870	100.00%	100.00%	715	\$123.29	\$124.03	\$0.74	0.61%	25

Note: DR w/ HUC reflects SDG&E’s residential tiered rate schedule (Schedule DR) effective November 1, 2018 (AL 3290-E). DR w/o HUC is SDG&E’s proposal to eliminate the HUC Charge.

APPENDIX C – ATTACHMENT E  
ILLUSTRATIVE HUC CUSTOMERS BY MONTH  
SAN DIEGO GAS AND ELECTRIC COMPANY  
PETITION FOR MODIFICATION OF D.15-07-001 AND D.17-07-006

**Typical Monthly Residential Energy Charges at DR w/ HUC and DR w/o HUC  
Inland Customers  
CARE, May, Basic**

Line										Line
No.	Energy kWh	Number of Customers	% of Customers	% of Customers Cumulative	Avg kWh for the Range	DR w/ HUC (\$)	DR w/o HUC (\$)	CHANGE (\$)	CHANGE (%)	No.
1	< 25 kWh	2	0.06%	0.06%	24	\$5.10	\$5.10	\$0.00	0.00%	1
2	25 to 50 kWh	5	0.15%	0.21%	43	\$6.15	\$6.21	\$0.06	0.91%	2
3	50 to 75 kWh	9	0.27%	0.47%	65	\$9.22	\$9.31	\$0.09	0.96%	3
4	75 to 100 kWh	7	0.21%	0.68%	90	\$12.72	\$12.84	\$0.12	0.93%	4
5	100 to 125 kWh	7	0.21%	0.89%	107	\$15.13	\$15.28	\$0.15	0.97%	5
6	125 to 150 kWh	11	0.33%	1.22%	138	\$19.52	\$19.70	\$0.18	0.96%	6
7	150 to 200 kWh	24	0.71%	1.93%	174	\$24.56	\$24.79	\$0.23	0.95%	7
8	200 to 250 kWh	35	1.04%	2.97%	228	\$32.07	\$32.38	\$0.31	0.96%	8
9	250 to 300 kWh	71	2.11%	5.07%	279	\$39.65	\$40.03	\$0.38	0.96%	9
10	300 to 350 kWh	118	3.50%	8.57%	326	\$45.86	\$46.29	\$0.43	0.95%	10
11	350 to 400 kWh	165	4.89%	13.46%	376	\$53.61	\$54.12	\$0.51	0.96%	11
12	400 to 450 kWh	239	7.09%	20.55%	426	\$64.72	\$65.33	\$0.61	0.95%	12
13	450 to 500 kWh	305	9.04%	29.59%	475	\$76.96	\$77.69	\$0.73	0.95%	13
14	500 to 550 kWh	330	9.78%	39.37%	525	\$89.86	\$90.71	\$0.85	0.95%	14
15	550 to 600 kWh	304	9.01%	48.39%	575	\$102.42	\$103.39	\$0.97	0.95%	15
16	600 to 650 kWh	294	8.72%	57.10%	625	\$115.61	\$116.71	\$1.10	0.95%	16
17	650 to 700 kWh	273	8.09%	65.20%	674	\$128.01	\$129.22	\$1.21	0.95%	17
18	700 to 800 kWh	409	12.13%	77.32%	748	\$146.20	\$147.58	\$1.38	0.95%	18
19	800 to 900 kWh	307	9.10%	86.42%	843	\$172.48	\$174.11	\$1.63	0.95%	19
20	900 to 1000 kWh	169	5.01%	91.43%	946	\$198.29	\$200.16	\$1.87	0.95%	20
21	1000 to 1500 kWh	250	7.41%	98.85%	1146	\$255.61	\$256.59	\$0.98	0.38%	21
22	1500 to 2000 kWh	32	0.95%	99.80%	1713	\$438.27	\$419.30	(\$18.97)	-4.33%	22
23	2000 to 3000 kWh	5	0.15%	99.94%	2152	\$607.28	\$566.61	(\$40.67)	-6.70%	23
24	> 3000 kWh	2	0.06%	100.00%	5077	\$1,397.08	\$1,243.58	(\$153.50)	-10.99%	24
25	TOTAL	3373	100.00%	100.00%	648	\$123.93	\$124.61	\$0.68	0.55%	25

Note: DR w/ HUC reflects SDG&E's residential tiered rate schedule (Schedule DR) effective November 1, 2018 (AL 3290-E). DR w/o HUC is SDG&E's proposal to eliminate the HUC Charge.

APPENDIX C – ATTACHMENT E  
ILLUSTRATIVE HUC CUSTOMERS BY MONTH  
SAN DIEGO GAS AND ELECTRIC COMPANY  
PETITION FOR MODIFICATION OF D.15-07-001 AND D.17-07-006

**Typical Monthly Residential Energy Charges at DR w/ HUC and DR w/o HUC  
Inland Customers  
CARE, May, All Electric**

Line										Line
No.	Energy kWh	Number of Customers	% of Customers	% of Customers Cumulative	Avg kWh for the Range	DR w/ HUC (\$)	DR w/o HUC (\$)	CHANGE (\$)	CHANGE (%)	No.
1	< 25 kWh	0	0.00%	0.00%	0	\$0.00	\$0.00	\$0.00	0.00%	1
2	25 to 50 kWh	2	0.23%	0.23%	37	\$5.44	\$5.46	\$0.02	0.46%	2
3	50 to 75 kWh	2	0.23%	0.46%	61	\$8.65	\$8.73	\$0.08	0.98%	3
4	75 to 100 kWh	4	0.46%	0.92%	89	\$12.54	\$12.66	\$0.12	0.92%	4
5	100 to 125 kWh	2	0.23%	1.15%	118	\$16.59	\$16.75	\$0.16	0.97%	5
6	125 to 150 kWh	2	0.23%	1.38%	132	\$18.54	\$18.73	\$0.19	1.00%	6
7	150 to 200 kWh	12	1.38%	2.76%	174	\$24.52	\$24.75	\$0.23	0.95%	7
8	200 to 250 kWh	12	1.38%	4.14%	217	\$30.58	\$30.88	\$0.30	0.96%	8
9	250 to 300 kWh	18	2.07%	6.21%	281	\$40.98	\$41.37	\$0.39	0.96%	9
10	300 to 350 kWh	23	2.64%	8.85%	330	\$46.37	\$46.82	\$0.45	0.96%	10
11	350 to 400 kWh	33	3.79%	12.64%	372	\$52.33	\$52.83	\$0.50	0.96%	11
12	400 to 450 kWh	44	5.06%	17.70%	424	\$59.62	\$60.19	\$0.57	0.96%	12
13	450 to 500 kWh	48	5.52%	23.22%	479	\$68.21	\$68.87	\$0.66	0.96%	13
14	500 to 550 kWh	57	6.55%	29.77%	524	\$74.44	\$75.16	\$0.72	0.96%	14
15	550 to 600 kWh	56	6.44%	36.21%	574	\$83.40	\$84.20	\$0.80	0.96%	15
16	600 to 650 kWh	62	7.13%	43.33%	629	\$89.59	\$90.45	\$0.86	0.96%	16
17	650 to 700 kWh	62	7.13%	50.46%	676	\$99.36	\$100.31	\$0.95	0.96%	17
18	700 to 800 kWh	118	13.56%	64.02%	747	\$117.17	\$118.29	\$1.12	0.96%	18
19	800 to 900 kWh	88	10.12%	74.14%	845	\$145.82	\$147.21	\$1.39	0.95%	19
20	900 to 1000 kWh	61	7.01%	81.15%	942	\$169.61	\$171.22	\$1.61	0.95%	20
21	1000 to 1500 kWh	139	15.98%	97.13%	1173	\$227.02	\$229.17	\$2.15	0.95%	21
22	1500 to 2000 kWh	19	2.18%	99.31%	1670	\$362.59	\$365.91	\$3.32	0.92%	22
23	2000 to 3000 kWh	4	0.46%	99.77%	2413	\$639.23	\$622.95	(\$16.28)	-2.55%	23
24	> 3000 kWh	2	0.23%	100.00%	5320	\$1,408.26	\$1,277.38	(\$130.88)	-9.29%	24
25	TOTAL	870	100.00%	100.00%	747	\$128.38	\$129.17	\$0.79	0.61%	25

Note: DR w/ HUC reflects SDG&E's residential tiered rate schedule (Schedule DR) effective November 1, 2018 (AL 3290-E). DR w/o HUC is SDG&E's proposal to eliminate the HUC Charge.

APPENDIX C – ATTACHMENT E  
ILLUSTRATIVE HUC CUSTOMERS BY MONTH  
SAN DIEGO GAS AND ELECTRIC COMPANY  
PETITION FOR MODIFICATION OF D.15-07-001 AND D.17-07-006

**Typical Monthly Residential Energy Charges at DR w/ HUC and DR w/o HUC  
Inland Customers  
CARE, June, Basic**

Line										Line
No.	Energy kWh	Number of Customers	% of Customers	% of Customers Cumulative	Avg kWh for the Range	DR w/ HUC (\$)	DR w/o HUC (\$)	CHANGE (\$)	CHANGE (%)	No.
1	< 25 kWh	4	0.12%	0.12%	21	\$4.94	\$4.94	\$0.00	0.00%	1
2	25 to 50 kWh	3	0.09%	0.21%	39	\$6.61	\$6.67	\$0.06	0.86%	2
3	50 to 75 kWh	9	0.27%	0.48%	63	\$10.51	\$10.59	\$0.08	0.79%	3
4	75 to 100 kWh	4	0.12%	0.59%	83	\$13.92	\$14.03	\$0.11	0.81%	4
5	100 to 125 kWh	7	0.21%	0.80%	112	\$18.72	\$18.87	\$0.15	0.81%	5
6	125 to 150 kWh	8	0.24%	1.04%	136	\$22.68	\$22.86	\$0.18	0.81%	6
7	150 to 200 kWh	22	0.65%	1.69%	173	\$29.75	\$29.99	\$0.24	0.81%	7
8	200 to 250 kWh	24	0.71%	2.40%	224	\$37.49	\$37.79	\$0.30	0.81%	8
9	250 to 300 kWh	40	1.19%	3.59%	276	\$46.03	\$46.40	\$0.37	0.81%	9
10	300 to 350 kWh	58	1.72%	5.31%	329	\$55.45	\$55.90	\$0.45	0.81%	10
11	350 to 400 kWh	76	2.25%	7.56%	378	\$63.09	\$63.60	\$0.51	0.81%	11
12	400 to 450 kWh	119	3.53%	11.09%	427	\$74.56	\$75.16	\$0.60	0.81%	12
13	450 to 500 kWh	154	4.57%	15.66%	474	\$88.46	\$89.17	\$0.71	0.81%	13
14	500 to 550 kWh	215	6.37%	22.03%	528	\$104.64	\$105.49	\$0.85	0.81%	14
15	550 to 600 kWh	195	5.78%	27.81%	576	\$118.80	\$119.76	\$0.96	0.80%	15
16	600 to 650 kWh	296	8.78%	36.59%	626	\$133.68	\$134.75	\$1.07	0.80%	16
17	650 to 700 kWh	262	7.77%	44.36%	673	\$148.05	\$149.24	\$1.19	0.80%	17
18	700 to 800 kWh	527	15.62%	59.98%	750	\$171.08	\$172.45	\$1.37	0.80%	18
19	800 to 900 kWh	445	13.19%	73.17%	849	\$202.35	\$203.96	\$1.61	0.80%	19
20	900 to 1000 kWh	327	9.70%	82.87%	946	\$232.40	\$234.26	\$1.86	0.80%	20
21	1000 to 1500 kWh	499	14.79%	97.66%	1164	\$301.96	\$303.01	\$1.05	0.35%	21
22	1500 to 2000 kWh	59	1.75%	99.41%	1689	\$508.92	\$488.99	(\$19.93)	-3.92%	22
23	2000 to 3000 kWh	18	0.53%	99.94%	2306	\$701.41	\$655.54	(\$45.87)	-6.54%	23
24	> 3000 kWh	2	0.06%	100.00%	4168	\$1,331.62	\$1,194.70	(\$136.92)	-10.28%	24
25	TOTAL	3373	100.00%	100.00%	769	\$181.03	\$181.50	\$0.47	0.26%	25

Note: DR w/ HUC reflects SDG&E's residential tiered rate schedule (Schedule DR) effective November 1, 2018 (AL 3290-E). DR w/o HUC is SDG&E's proposal to eliminate the HUC Charge.

Declaration of Cynthia Fang  
November 30, 2018

APPENDIX C – ATTACHMENT E  
ILLUSTRATIVE HUC CUSTOMERS BY MONTH  
SAN DIEGO GAS AND ELECTRIC COMPANY  
PETITION FOR MODIFICATION OF D.15-07-001 AND D.17-07-006

**Typical Monthly Residential Energy Charges at DR w/ HUC and DR w/o HUC  
Inland Customers  
CARE, June, All Electric**

Line No.	Energy kWh	Number of Customers	% of Customers	% of Customers Cumulative	Avg kWh for the Range	DR w/ HUC (\$)	DR w/o HUC (\$)	CHANGE (\$)	CHANGE (%)	Line No.
1	< 25 kWh	1	0.12%	0.12%	12	\$4.93	\$4.93	\$0.00	0.00%	1
2	25 to 50 kWh	1	0.12%	0.23%	43	\$7.17	\$7.22	\$0.05	0.70%	2
3	50 to 75 kWh	0	0.00%	0.23%	0	\$0.00	\$0.00	\$0.00	0.00%	3
4	75 to 100 kWh	3	0.35%	0.58%	89	\$14.90	\$15.01	\$0.11	0.78%	4
5	100 to 125 kWh	3	0.35%	0.92%	101	\$16.90	\$17.04	\$0.14	0.83%	5
6	125 to 150 kWh	1	0.12%	1.04%	139	\$23.17	\$23.35	\$0.18	0.78%	6
7	150 to 200 kWh	5	0.58%	1.61%	172	\$28.75	\$28.97	\$0.22	0.79%	7
8	200 to 250 kWh	8	0.92%	2.53%	233	\$38.90	\$39.21	\$0.31	0.80%	8
9	250 to 300 kWh	12	1.38%	3.91%	276	\$46.04	\$46.41	\$0.37	0.81%	9
10	300 to 350 kWh	10	1.15%	5.06%	324	\$57.27	\$57.74	\$0.47	0.81%	10
11	350 to 400 kWh	22	2.53%	7.59%	373	\$62.36	\$62.87	\$0.51	0.81%	11
12	400 to 450 kWh	22	2.53%	10.12%	430	\$76.41	\$77.03	\$0.62	0.81%	12
13	450 to 500 kWh	33	3.79%	13.91%	479	\$91.24	\$91.97	\$0.73	0.81%	13
14	500 to 550 kWh	40	4.60%	18.51%	526	\$105.17	\$106.02	\$0.85	0.80%	14
15	550 to 600 kWh	42	4.83%	23.34%	576	\$121.69	\$122.66	\$0.97	0.80%	15
16	600 to 650 kWh	50	5.75%	29.08%	626	\$138.11	\$139.22	\$1.11	0.80%	16
17	650 to 700 kWh	42	4.83%	33.91%	673	\$150.97	\$152.17	\$1.20	0.80%	17
18	700 to 800 kWh	120	13.79%	47.70%	753	\$174.88	\$176.28	\$1.40	0.80%	18
19	800 to 900 kWh	143	16.44%	64.14%	848	\$201.51	\$203.11	\$1.60	0.80%	19
20	900 to 1000 kWh	115	13.22%	77.36%	951	\$231.29	\$233.13	\$1.84	0.80%	20
21	1000 to 1500 kWh	166	19.08%	96.44%	1163	\$303.74	\$304.29	\$0.55	0.18%	21
22	1500 to 2000 kWh	23	2.64%	99.08%	1625	\$463.30	\$445.68	(\$17.62)	-3.80%	22
23	2000 to 3000 kWh	6	0.69%	99.77%	2330	\$761.03	\$705.99	(\$55.04)	-7.23%	23
24	> 3000 kWh	2	0.23%	100.00%	6095	\$2,004.01	\$1,773.28	(\$230.73)	-11.51%	24
25	TOTAL	870	100.00%	100.00%	834	\$202.75	\$202.46	(\$0.29)	-0.14%	25

Note: DR w/ HUC reflects SDG&E's residential tiered rate schedule (Schedule DR) effective November 1, 2018 (AL 3290-E). DR w/o HUC is SDG&E's proposal to eliminate the HUC Charge.

Declaration of Cynthia Fang  
November 30, 2018

APPENDIX C – ATTACHMENT E  
ILLUSTRATIVE HUC CUSTOMERS BY MONTH  
SAN DIEGO GAS AND ELECTRIC COMPANY  
PETITION FOR MODIFICATION OF D.15-07-001 AND D.17-07-006

**Typical Monthly Residential Energy Charges at DR w/ HUC and DR w/o HUC  
Inland Customers  
CARE, July, Basic**

Line										Line
No.	Energy kWh	Number of Customers	% of Customers	% of Customers Cumulative	Avg kWh for the Range	DR w/ HUC (\$)	DR w/o HUC (\$)	CHANGE (\$)	CHANGE (%)	No.
1	< 25 kWh	1	0.03%	0.03%	24	\$5.10	\$5.10	\$0.00	0.00%	1
2	25 to 50 kWh	1	0.03%	0.06%	44	\$7.33	\$7.40	\$0.07	0.96%	2
3	50 to 75 kWh	4	0.12%	0.18%	66	\$11.04	\$11.13	\$0.09	0.86%	3
4	75 to 100 kWh	1	0.03%	0.21%	91	\$15.17	\$15.30	\$0.13	0.86%	4
5	100 to 125 kWh	2	0.06%	0.27%	110	\$18.34	\$18.49	\$0.15	0.82%	5
6	125 to 150 kWh	3	0.09%	0.36%	140	\$23.45	\$23.64	\$0.19	0.81%	6
7	150 to 200 kWh	8	0.24%	0.59%	173	\$28.85	\$29.08	\$0.23	0.81%	7
8	200 to 250 kWh	8	0.24%	0.83%	226	\$37.77	\$38.07	\$0.30	0.81%	8
9	250 to 300 kWh	7	0.21%	1.04%	277	\$54.07	\$54.51	\$0.44	0.81%	9
10	300 to 350 kWh	9	0.27%	1.31%	320	\$53.36	\$53.79	\$0.43	0.80%	10
11	350 to 400 kWh	13	0.39%	1.69%	379	\$63.35	\$63.86	\$0.51	0.81%	11
12	400 to 450 kWh	11	0.33%	2.02%	429	\$73.32	\$73.92	\$0.60	0.81%	12
13	450 to 500 kWh	22	0.65%	2.67%	479	\$87.71	\$88.41	\$0.70	0.80%	13
14	500 to 550 kWh	24	0.71%	3.38%	528	\$102.26	\$103.08	\$0.82	0.80%	14
15	550 to 600 kWh	19	0.56%	3.94%	577	\$116.93	\$117.86	\$0.93	0.80%	15
16	600 to 650 kWh	28	0.83%	4.77%	629	\$132.44	\$133.50	\$1.06	0.80%	16
17	650 to 700 kWh	22	0.65%	5.43%	676	\$146.42	\$147.59	\$1.17	0.80%	17
18	700 to 800 kWh	60	1.78%	7.21%	749	\$169.77	\$171.12	\$1.35	0.80%	18
19	800 to 900 kWh	87	2.58%	9.78%	856	\$199.81	\$201.40	\$1.59	0.80%	19
20	900 to 1000 kWh	129	3.82%	13.61%	952	\$228.30	\$230.11	\$1.81	0.80%	20
21	1000 to 1500 kWh	1976	58.58%	72.19%	1284	\$332.06	\$332.15	\$0.09	0.03%	21
22	1500 to 2000 kWh	732	21.70%	93.89%	1692	\$478.57	\$461.47	(\$17.10)	-3.57%	22
23	2000 to 3000 kWh	187	5.54%	99.44%	2282	\$707.22	\$660.23	(\$46.99)	-6.64%	23
24	> 3000 kWh	19	0.56%	100.00%	3920	\$1,266.64	\$1,146.36	(\$120.28)	-9.50%	24
25	TOTAL	3373	100.00%	100.00%	1365	\$366.60	\$359.83	(\$6.77)	-1.85%	25

Note: DR w/ HUC reflects SDG&E’s residential tiered rate schedule (Schedule DR) effective November 1, 2018 (AL 3290-E). DR w/o HUC is SDG&E’s proposal to eliminate the HUC Charge.

Declaration of Cynthia Fang  
November 30, 2018

APPENDIX C – ATTACHMENT E  
ILLUSTRATIVE HUC CUSTOMERS BY MONTH  
SAN DIEGO GAS AND ELECTRIC COMPANY  
PETITION FOR MODIFICATION OF D.15-07-001 AND D.17-07-006

**Typical Monthly Residential Energy Charges at DR w/ HUC and DR w/o HUC  
Inland Customers  
CARE, July, All Electric**

Line No.	Energy kWh	Number of Customers	% of Customers	% of Customers Cumulative	Avg kWh for the Range	DR w/ HUC (\$)	DR w/o HUC (\$)	CHANGE (\$)	CHANGE (%)	Line No.
1	< 25 kWh	0	0.00%	0.00%	0	\$0.00	\$0.00	\$0.00	0.00%	1
2	25 to 50 kWh	0	0.00%	0.00%	0	\$0.00	\$0.00	\$0.00	0.00%	2
3	50 to 75 kWh	0	0.00%	0.00%	0	\$0.00	\$0.00	\$0.00	0.00%	3
4	75 to 100 kWh	0	0.00%	0.00%	0	\$0.00	\$0.00	\$0.00	0.00%	4
5	100 to 125 kWh	1	0.12%	0.12%	111	\$18.50	\$18.65	\$0.15	0.81%	5
6	125 to 150 kWh	3	0.35%	0.46%	140	\$23.40	\$23.59	\$0.19	0.80%	6
7	150 to 200 kWh	1	0.12%	0.58%	194	\$32.35	\$32.61	\$0.26	0.80%	7
8	200 to 250 kWh	1	0.12%	0.69%	215	\$35.84	\$36.14	\$0.30	0.84%	8
9	250 to 300 kWh	4	0.46%	1.15%	271	\$52.12	\$52.54	\$0.42	0.81%	9
10	300 to 350 kWh	4	0.46%	1.61%	337	\$56.28	\$56.73	\$0.45	0.81%	10
11	350 to 400 kWh	6	0.69%	2.30%	377	\$62.95	\$63.46	\$0.51	0.81%	11
12	400 to 450 kWh	3	0.35%	2.65%	424	\$72.91	\$73.50	\$0.59	0.81%	12
13	450 to 500 kWh	6	0.69%	3.34%	465	\$85.09	\$85.78	\$0.69	0.81%	13
14	500 to 550 kWh	7	0.81%	4.14%	539	\$107.33	\$108.19	\$0.86	0.80%	14
15	550 to 600 kWh	11	1.26%	5.40%	582	\$120.03	\$121.00	\$0.97	0.81%	15
16	600 to 650 kWh	7	0.81%	6.21%	630	\$134.11	\$135.18	\$1.07	0.80%	16
17	650 to 700 kWh	11	1.26%	7.47%	676	\$147.83	\$149.01	\$1.18	0.80%	17
18	700 to 800 kWh	17	1.95%	9.43%	757	\$172.07	\$173.44	\$1.37	0.80%	18
19	800 to 900 kWh	20	2.30%	11.73%	849	\$211.28	\$212.97	\$1.69	0.80%	19
20	900 to 1000 kWh	36	4.14%	15.86%	953	\$230.17	\$232.00	\$1.83	0.80%	20
21	1000 to 1500 kWh	563	64.71%	80.58%	1263	\$327.63	\$327.52	(\$0.11)	-0.03%	21
22	1500 to 2000 kWh	132	15.17%	95.75%	1703	\$483.63	\$464.36	(\$19.27)	-3.99%	22
23	2000 to 3000 kWh	31	3.56%	99.31%	2309	\$739.46	\$687.94	(\$51.52)	-6.97%	23
24	> 3000 kWh	6	0.69%	100.00%	4822	\$1,558.56	\$1,390.58	(\$167.98)	-10.78%	24
25	TOTAL	870	100.00%	100.00%	1302	\$347.52	\$341.73	(\$5.79)	-1.67%	25

Note: DR w/ HUC reflects SDG&E’s residential tiered rate schedule (Schedule DR) effective November 1, 2018 (AL 3290-E). DR w/o HUC is SDG&E’s proposal to eliminate the HUC Charge.

Declaration of Cynthia Fang  
November 30, 2018

APPENDIX C – ATTACHMENT E  
ILLUSTRATIVE HUC CUSTOMERS BY MONTH  
SAN DIEGO GAS AND ELECTRIC COMPANY  
PETITION FOR MODIFICATION OF D.15-07-001 AND D.17-07-006

**Typical Monthly Residential Energy Charges at DR w/ HUC and DR w/o HUC  
Inland Customers  
CARE, August, Basic**

Line No.	Energy kWh	Number of Customers	% of Customers	% of Customers Cumulative	Avg kWh for the Range	DR w/ HUC (\$)	DR w/o HUC (\$)	CHANGE (\$)	CHANGE (%)	Line No.
1	< 25 kWh	0	0.00%	0.00%	0	\$0.00	\$0.00	\$0.00	0.00%	1
2	25 to 50 kWh	0	0.00%	0.00%	0	\$0.00	\$0.00	\$0.00	0.00%	2
3	50 to 75 kWh	1	0.03%	0.03%	72	\$12.00	\$12.10	\$0.10	0.83%	3
4	75 to 100 kWh	1	0.03%	0.06%	84	\$14.00	\$14.11	\$0.11	0.79%	4
5	100 to 125 kWh	0	0.00%	0.06%	0	\$0.00	\$0.00	\$0.00	0.00%	5
6	125 to 150 kWh	3	0.09%	0.15%	142	\$23.79	\$23.98	\$0.19	0.81%	6
7	150 to 200 kWh	4	0.12%	0.27%	187	\$31.18	\$31.43	\$0.25	0.81%	7
8	200 to 250 kWh	6	0.18%	0.45%	223	\$37.27	\$37.57	\$0.30	0.80%	8
9	250 to 300 kWh	9	0.27%	0.71%	288	\$51.43	\$51.84	\$0.41	0.80%	9
10	300 to 350 kWh	9	0.27%	0.98%	326	\$54.40	\$54.84	\$0.44	0.81%	10
11	350 to 400 kWh	7	0.21%	1.19%	385	\$64.22	\$64.74	\$0.52	0.81%	11
12	400 to 450 kWh	11	0.33%	1.51%	422	\$71.34	\$71.92	\$0.58	0.81%	12
13	450 to 500 kWh	9	0.27%	1.78%	466	\$83.96	\$84.64	\$0.68	0.81%	13
14	500 to 550 kWh	9	0.27%	2.05%	530	\$102.91	\$103.74	\$0.83	0.80%	14
15	550 to 600 kWh	8	0.24%	2.29%	586	\$119.67	\$120.62	\$0.95	0.80%	15
16	600 to 650 kWh	21	0.62%	2.91%	621	\$133.97	\$135.04	\$1.07	0.80%	16
17	650 to 700 kWh	25	0.74%	3.65%	680	\$147.62	\$148.80	\$1.18	0.80%	17
18	700 to 800 kWh	32	0.95%	4.60%	751	\$171.97	\$173.34	\$1.37	0.80%	18
19	800 to 900 kWh	55	1.63%	6.23%	858	\$202.47	\$204.09	\$1.62	0.80%	19
20	900 to 1000 kWh	75	2.22%	8.45%	950	\$227.73	\$229.54	\$1.81	0.80%	20
21	1000 to 1500 kWh	1939	57.49%	65.94%	1322	\$344.36	\$343.79	(\$0.57)	-0.17%	21
22	1500 to 2000 kWh	900	26.68%	92.62%	1682	\$471.46	\$454.99	(\$16.47)	-3.49%	22
23	2000 to 3000 kWh	231	6.85%	99.47%	2293	\$704.20	\$657.14	(\$47.06)	-6.68%	23
24	> 3000 kWh	18	0.53%	100.00%	3864	\$1,284.62	\$1,164.01	(\$120.61)	-9.39%	24
25	TOTAL	3373	100.00%	100.00%	1446	\$392.33	\$383.85	(\$8.48)	-2.16%	25

Note: DR w/ HUC reflects SDG&E’s residential tiered rate schedule (Schedule DR) effective November 1, 2018 (AL 3290-E). DR w/o HUC is SDG&E’s proposal to eliminate the HUC Charge.

Declaration of Cynthia Fang  
November 30, 2018



APPENDIX C – ATTACHMENT E  
ILLUSTRATIVE HUC CUSTOMERS BY MONTH  
SAN DIEGO GAS AND ELECTRIC COMPANY  
PETITION FOR MODIFICATION OF D.15-07-001 AND D.17-07-006

**Typical Monthly Residential Energy Charges at DR w/ HUC and DR w/o HUC  
Inland Customers  
CARE, August, All Electric**

Line										Line
No.	Energy kWh	Number of Customers	% of Customers	% of Customers Cumulative	Avg kWh for the Range	DR w/ HUC (\$)	DR w/o HUC (\$)	CHANGE (\$)	CHANGE (%)	No.
1	< 25 kWh	0	0.00%	0.00%	0	\$0.00	\$0.00	\$0.00	0.00%	1
2	25 to 50 kWh	0	0.00%	0.00%	0	\$0.00	\$0.00	\$0.00	0.00%	2
3	50 to 75 kWh	0	0.00%	0.00%	0	\$0.00	\$0.00	\$0.00	0.00%	3
4	75 to 100 kWh	0	0.00%	0.00%	0	\$0.00	\$0.00	\$0.00	0.00%	4
5	100 to 125 kWh	2	0.23%	0.23%	117	\$19.59	\$19.75	\$0.16	0.82%	5
6	125 to 150 kWh	1	0.12%	0.35%	140	\$23.34	\$23.53	\$0.19	0.81%	6
7	150 to 200 kWh	0	0.00%	0.35%	0	\$0.00	\$0.00	\$0.00	0.00%	7
8	200 to 250 kWh	5	0.58%	0.92%	225	\$42.35	\$42.70	\$0.35	0.82%	8
9	250 to 300 kWh	2	0.23%	1.15%	266	\$44.36	\$44.72	\$0.36	0.81%	9
10	300 to 350 kWh	4	0.46%	1.61%	318	\$53.15	\$53.58	\$0.43	0.81%	10
11	350 to 400 kWh	3	0.35%	1.96%	365	\$60.97	\$61.46	\$0.49	0.81%	11
12	400 to 450 kWh	3	0.35%	2.30%	413	\$69.64	\$70.21	\$0.57	0.81%	12
13	450 to 500 kWh	2	0.23%	2.53%	483	\$90.59	\$91.33	\$0.74	0.81%	13
14	500 to 550 kWh	7	0.81%	3.34%	529	\$104.27	\$105.12	\$0.85	0.81%	14
15	550 to 600 kWh	2	0.23%	3.57%	561	\$113.60	\$114.53	\$0.93	0.81%	15
16	600 to 650 kWh	8	0.92%	4.49%	623	\$132.29	\$133.35	\$1.06	0.80%	16
17	650 to 700 kWh	10	1.15%	5.63%	673	\$147.03	\$148.21	\$1.18	0.80%	17
18	700 to 800 kWh	16	1.84%	7.47%	744	\$168.20	\$169.55	\$1.35	0.80%	18
19	800 to 900 kWh	18	2.07%	9.54%	860	\$202.49	\$204.10	\$1.61	0.80%	19
20	900 to 1000 kWh	27	3.10%	12.65%	958	\$231.82	\$233.67	\$1.85	0.80%	20
21	1000 to 1500 kWh	545	62.64%	75.29%	1284	\$334.08	\$333.53	(\$0.55)	-0.17%	21
22	1500 to 2000 kWh	174	20.00%	95.29%	1665	\$474.95	\$457.31	(\$17.64)	-3.71%	22
23	2000 to 3000 kWh	36	4.14%	99.43%	2254	\$688.92	\$642.18	(\$46.74)	-6.78%	23
24	> 3000 kWh	5	0.58%	100.00%	5066	\$1,643.12	\$1,463.51	(\$179.61)	-10.93%	24
25	TOTAL	870	100.00%	100.00%	1347	\$362.02	\$355.34	(\$6.68)	-1.85%	25

Note: DR w/ HUC reflects SDG&E's residential tiered rate schedule (Schedule DR) effective November 1, 2018 (AL 3290-E). DR w/o HUC is SDG&E's proposal to eliminate the HUC Charge.

APPENDIX C – ATTACHMENT E  
ILLUSTRATIVE HUC CUSTOMERS BY MONTH  
SAN DIEGO GAS AND ELECTRIC COMPANY  
PETITION FOR MODIFICATION OF D.15-07-001 AND D.17-07-006

**Typical Monthly Residential Energy Charges at DR w/ HUC and DR w/o HUC  
Inland Customers  
CARE, September, Basic**

Line No.	Energy kWh	Number of Customers	% of Customers	% of Customers Cumulative	Avg kWh for the Range	DR w/ HUC (\$)	DR w/o HUC (\$)	CHANGE (\$)	CHANGE (%)	Line No.
1	< 25 kWh	4	0.12%	0.12%	12	\$4.93	\$4.93	\$0.00	0.00%	1
2	25 to 50 kWh	6	0.18%	0.30%	38	\$6.54	\$6.59	\$0.05	0.76%	2
3	50 to 75 kWh	11	0.33%	0.62%	63	\$10.66	\$10.74	\$0.08	0.77%	3
4	75 to 100 kWh	5	0.15%	0.77%	91	\$15.24	\$15.36	\$0.12	0.81%	4
5	100 to 125 kWh	11	0.33%	1.10%	113	\$18.90	\$19.05	\$0.15	0.80%	5
6	125 to 150 kWh	5	0.15%	1.25%	137	\$22.94	\$23.13	\$0.19	0.80%	6
7	150 to 200 kWh	17	0.50%	1.75%	178	\$29.82	\$30.06	\$0.24	0.81%	7
8	200 to 250 kWh	19	0.56%	2.31%	232	\$38.69	\$39.01	\$0.32	0.81%	8
9	250 to 300 kWh	28	0.83%	3.14%	276	\$47.06	\$47.44	\$0.38	0.80%	9
10	300 to 350 kWh	34	1.01%	4.15%	323	\$55.03	\$55.48	\$0.45	0.81%	10
11	350 to 400 kWh	33	0.98%	5.13%	373	\$62.35	\$62.85	\$0.50	0.81%	11
12	400 to 450 kWh	53	1.57%	6.70%	426	\$73.87	\$74.47	\$0.60	0.81%	12
13	450 to 500 kWh	57	1.69%	8.39%	473	\$87.73	\$88.44	\$0.71	0.81%	13
14	500 to 550 kWh	59	1.75%	10.14%	523	\$102.59	\$103.42	\$0.83	0.81%	14
15	550 to 600 kWh	92	2.73%	12.87%	576	\$120.00	\$120.97	\$0.97	0.80%	15
16	600 to 650 kWh	110	3.26%	16.13%	626	\$133.33	\$134.40	\$1.07	0.80%	16
17	650 to 700 kWh	147	4.36%	20.49%	674	\$148.81	\$150.00	\$1.19	0.80%	17
18	700 to 800 kWh	391	11.59%	32.08%	754	\$172.00	\$173.38	\$1.38	0.80%	18
19	800 to 900 kWh	523	15.51%	47.58%	849	\$201.79	\$203.40	\$1.61	0.80%	19
20	900 to 1000 kWh	476	14.11%	61.69%	948	\$230.46	\$232.29	\$1.83	0.80%	20
21	1000 to 1500 kWh	1062	31.49%	93.18%	1188	\$306.40	\$306.98	\$0.58	0.19%	21
22	1500 to 2000 kWh	175	5.19%	98.37%	1689	\$494.22	\$474.75	(\$19.47)	-3.94%	22
23	2000 to 3000 kWh	41	1.22%	99.58%	2326	\$734.20	\$684.76	(\$49.44)	-6.73%	23
24	> 3000 kWh	14	0.42%	100.00%	3803	\$1,205.19	\$1,085.66	(\$119.53)	-9.92%	24
25	TOTAL	3373	100.00%	100.00%	960	\$240.43	\$239.34	(\$1.09)	-0.45%	25

Note: DR w/ HUC reflects SDG&E’s residential tiered rate schedule (Schedule DR) effective November 1, 2018 (AL 3290-E). DR w/o HUC is SDG&E’s proposal to eliminate the HUC Charge.

Declaration of Cynthia Fang  
November 30, 2018

APPENDIX C – ATTACHMENT E  
ILLUSTRATIVE HUC CUSTOMERS BY MONTH  
SAN DIEGO GAS AND ELECTRIC COMPANY  
PETITION FOR MODIFICATION OF D.15-07-001 AND D.17-07-006

**Typical Monthly Residential Energy Charges at DR w/ HUC and DR w/o HUC  
Inland Customers  
CARE, September, All Electric**

Line No.	Energy kWh	Number of Customers	% of Customers	% of Customers Cumulative	Avg kWh for the Range	DR w/ HUC (\$)	DR w/o HUC (\$)	CHANGE (\$)	CHANGE (%)	Line No.
1	< 25 kWh	3	0.35%	0.35%	13	\$4.93	\$4.93	\$0.00	0.00%	1
2	25 to 50 kWh	3	0.35%	0.69%	32	\$5.54	\$5.57	\$0.03	0.54%	2
3	50 to 75 kWh	1	0.12%	0.81%	70	\$11.67	\$11.77	\$0.10	0.86%	3
4	75 to 100 kWh	4	0.46%	1.27%	89	\$14.88	\$15.00	\$0.12	0.81%	4
5	100 to 125 kWh	1	0.12%	1.38%	109	\$18.17	\$18.32	\$0.15	0.83%	5
6	125 to 150 kWh	1	0.12%	1.50%	141	\$23.50	\$23.69	\$0.19	0.81%	6
7	150 to 200 kWh	8	0.92%	2.42%	179	\$29.89	\$30.13	\$0.24	0.80%	7
8	200 to 250 kWh	11	1.26%	3.68%	227	\$40.16	\$40.48	\$0.32	0.80%	8
9	250 to 300 kWh	7	0.81%	4.48%	275	\$45.92	\$46.30	\$0.38	0.81%	9
10	300 to 350 kWh	13	1.49%	5.98%	325	\$54.30	\$54.74	\$0.44	0.81%	10
11	350 to 400 kWh	11	1.26%	7.24%	377	\$66.62	\$67.15	\$0.53	0.81%	11
12	400 to 450 kWh	14	1.61%	8.85%	427	\$75.78	\$76.39	\$0.61	0.81%	12
13	450 to 500 kWh	14	1.61%	10.46%	481	\$91.80	\$92.54	\$0.74	0.81%	13
14	500 to 550 kWh	20	2.30%	12.76%	528	\$105.75	\$106.59	\$0.84	0.80%	14
15	550 to 600 kWh	23	2.64%	15.40%	569	\$117.92	\$118.86	\$0.94	0.80%	15
16	600 to 650 kWh	49	5.63%	21.04%	623	\$135.50	\$136.58	\$1.08	0.80%	16
17	650 to 700 kWh	46	5.29%	26.32%	674	\$148.94	\$150.14	\$1.20	0.80%	17
18	700 to 800 kWh	96	11.03%	37.36%	753	\$173.71	\$175.10	\$1.39	0.80%	18
19	800 to 900 kWh	117	13.45%	50.80%	845	\$200.84	\$202.44	\$1.60	0.80%	19
20	900 to 1000 kWh	112	12.87%	63.68%	949	\$230.60	\$232.44	\$1.84	0.80%	20
21	1000 to 1500 kWh	251	28.85%	92.53%	1198	\$312.66	\$312.53	(\$0.13)	-0.04%	21
22	1500 to 2000 kWh	44	5.06%	97.59%	1684	\$499.06	\$477.83	(\$21.23)	-4.25%	22
23	2000 to 3000 kWh	15	1.72%	99.31%	2414	\$785.36	\$726.09	(\$59.27)	-7.55%	23
24	> 3000 kWh	6	0.69%	100.00%	4624	\$1,493.60	\$1,333.07	(\$160.53)	-10.75%	24
25	TOTAL	870	100.00%	100.00%	953	\$241.87	\$239.45	(\$2.42)	-1.00%	25

Note: DR w/ HUC reflects SDG&E's residential tiered rate schedule (Schedule DR) effective November 1, 2018 (AL 3290-E). DR w/o HUC is SDG&E's proposal to eliminate the HUC Charge.

APPENDIX C – ATTACHMENT E  
ILLUSTRATIVE HUC CUSTOMERS BY MONTH  
SAN DIEGO GAS AND ELECTRIC COMPANY  
PETITION FOR MODIFICATION OF D.15-07-001 AND D.17-07-006

**Typical Monthly Residential Energy Charges at DR w/ HUC and DR w/o HUC  
Inland Customers  
CARE, October, Basic**

Line										Line
No.	Energy kWh	Number of Customers	% of Customers	% of Customers Cumulative	Avg kWh for the Range	DR w/ HUC (\$)	DR w/o HUC (\$)	CHANGE (\$)	CHANGE (%)	No.
1	< 25 kWh	2	0.06%	0.06%	15	\$5.09	\$5.09	\$0.00	0.00%	1
2	25 to 50 kWh	6	0.18%	0.24%	42	\$7.06	\$7.12	\$0.06	0.83%	2
3	50 to 75 kWh	9	0.27%	0.50%	62	\$10.36	\$10.44	\$0.08	0.82%	3
4	75 to 100 kWh	9	0.27%	0.77%	89	\$14.86	\$14.98	\$0.12	0.82%	4
5	100 to 125 kWh	8	0.24%	1.01%	113	\$18.84	\$19.00	\$0.16	0.81%	5
6	125 to 150 kWh	5	0.15%	1.16%	135	\$22.54	\$22.72	\$0.18	0.80%	6
7	150 to 200 kWh	22	0.65%	1.81%	178	\$29.76	\$30.00	\$0.24	0.81%	7
8	200 to 250 kWh	30	0.89%	2.70%	224	\$37.43	\$37.73	\$0.30	0.81%	8
9	250 to 300 kWh	33	0.98%	3.68%	279	\$48.32	\$48.71	\$0.39	0.81%	9
10	300 to 350 kWh	47	1.39%	5.07%	325	\$54.29	\$54.73	\$0.44	0.81%	10
11	350 to 400 kWh	66	1.96%	7.03%	376	\$62.79	\$63.30	\$0.51	0.81%	11
12	400 to 450 kWh	78	2.31%	9.34%	426	\$72.99	\$73.57	\$0.58	0.81%	12
13	450 to 500 kWh	117	3.47%	12.81%	476	\$86.92	\$87.61	\$0.69	0.80%	13
14	500 to 550 kWh	159	4.71%	17.52%	525	\$102.34	\$103.16	\$0.82	0.80%	14
15	550 to 600 kWh	210	6.23%	23.75%	578	\$119.12	\$120.07	\$0.95	0.80%	15
16	600 to 650 kWh	216	6.40%	30.15%	624	\$132.50	\$133.56	\$1.06	0.80%	16
17	650 to 700 kWh	257	7.62%	37.77%	676	\$146.96	\$148.13	\$1.17	0.80%	17
18	700 to 800 kWh	491	14.56%	52.33%	750	\$169.89	\$171.25	\$1.36	0.80%	18
19	800 to 900 kWh	472	13.99%	66.32%	847	\$199.21	\$200.79	\$1.58	0.80%	19
20	900 to 1000 kWh	343	10.17%	76.49%	946	\$228.42	\$230.24	\$1.82	0.80%	20
21	1000 to 1500 kWh	678	20.10%	96.59%	1175	\$301.82	\$303.24	\$1.42	0.47%	21
22	1500 to 2000 kWh	77	2.28%	98.87%	1665	\$479.96	\$463.93	(\$16.03)	-3.34%	22
23	2000 to 3000 kWh	30	0.89%	99.76%	2297	\$715.16	\$669.24	(\$45.92)	-6.42%	23
24	> 3000 kWh	8	0.24%	100.00%	4299	\$1,373.66	\$1,232.44	(\$141.22)	-10.28%	24
25	TOTAL	3373	100.00%	100.00%	826	\$196.85	\$196.95	\$0.10	0.05%	25

Note: DR w/ HUC reflects SDG&E's residential tiered rate schedule (Schedule DR) effective November 1, 2018 (AL 3290-E). DR w/o HUC is SDG&E's proposal to eliminate the HUC Charge.

Declaration of Cynthia Fang  
November 30, 2018

APPENDIX C – ATTACHMENT E  
ILLUSTRATIVE HUC CUSTOMERS BY MONTH  
SAN DIEGO GAS AND ELECTRIC COMPANY  
PETITION FOR MODIFICATION OF D.15-07-001 AND D.17-07-006

**Typical Monthly Residential Energy Charges at DR w/ HUC and DR w/o HUC  
Inland Customers  
CARE, October, All Electric**

Line										Line
No.	Energy kWh	Number of Customers	% of Customers	% of Customers Cumulative	Avg kWh for the Range	DR w/ HUC (\$)	DR w/o HUC (\$)	CHANGE (\$)	CHANGE (%)	No.
1	< 25 kWh	2	0.23%	0.23%	8	\$5.09	\$5.09	\$0.00	0.00%	1
2	25 to 50 kWh	0	0.00%	0.23%	0	\$0.00	\$0.00	\$0.00	0.00%	2
3	50 to 75 kWh	1	0.12%	0.35%	75	\$12.50	\$12.60	\$0.10	0.80%	3
4	75 to 100 kWh	2	0.23%	0.58%	94	\$15.67	\$15.80	\$0.13	0.83%	4
5	100 to 125 kWh	4	0.46%	1.04%	111	\$18.59	\$18.74	\$0.15	0.81%	5
6	125 to 150 kWh	3	0.35%	1.38%	142	\$23.67	\$23.86	\$0.19	0.80%	6
7	150 to 200 kWh	16	1.84%	3.22%	176	\$29.37	\$29.60	\$0.23	0.81%	7
8	200 to 250 kWh	10	1.15%	4.37%	231	\$38.52	\$38.83	\$0.31	0.81%	8
9	250 to 300 kWh	8	0.92%	5.29%	275	\$45.98	\$46.35	\$0.37	0.80%	9
10	300 to 350 kWh	16	1.84%	7.13%	321	\$53.61	\$54.04	\$0.43	0.81%	10
11	350 to 400 kWh	16	1.84%	8.97%	371	\$62.01	\$62.51	\$0.50	0.81%	11
12	400 to 450 kWh	28	3.22%	12.18%	425	\$73.53	\$74.13	\$0.60	0.81%	12
13	450 to 500 kWh	25	2.87%	15.06%	470	\$86.76	\$87.46	\$0.70	0.81%	13
14	500 to 550 kWh	49	5.63%	20.69%	526	\$104.53	\$105.38	\$0.85	0.81%	14
15	550 to 600 kWh	42	4.83%	25.52%	577	\$120.08	\$121.05	\$0.97	0.80%	15
16	600 to 650 kWh	52	5.98%	31.50%	627	\$135.04	\$136.13	\$1.09	0.80%	16
17	650 to 700 kWh	61	7.01%	38.51%	674	\$147.36	\$148.54	\$1.18	0.80%	17
18	700 to 800 kWh	116	13.33%	51.84%	748	\$170.92	\$172.29	\$1.37	0.80%	18
19	800 to 900 kWh	96	11.03%	62.87%	851	\$202.27	\$203.89	\$1.62	0.80%	19
20	900 to 1000 kWh	87	10.00%	72.87%	947	\$230.00	\$231.83	\$1.83	0.80%	20
21	1000 to 1500 kWh	188	21.61%	94.48%	1187	\$307.44	\$308.17	\$0.73	0.24%	21
22	1500 to 2000 kWh	34	3.91%	98.39%	1674	\$489.20	\$470.80	(\$18.40)	-3.76%	22
23	2000 to 3000 kWh	11	1.26%	99.65%	2373	\$741.22	\$688.30	(\$52.92)	-7.14%	23
24	> 3000 kWh	3	0.35%	100.00%	5512	\$1,798.01	\$1,597.09	(\$200.92)	-11.18%	24
25	TOTAL	870	100.00%	100.00%	851	\$207.94	\$206.87	(\$1.07)	-0.51%	25

Note: DR w/ HUC reflects SDG&E's residential tiered rate schedule (Schedule DR) effective November 1, 2018 (AL 3290-E). DR w/o HUC is SDG&E's proposal to eliminate the HUC Charge.

Declaration of Cynthia Fang  
November 30, 2018

APPENDIX C – ATTACHMENT E  
ILLUSTRATIVE HUC CUSTOMERS BY MONTH  
SAN DIEGO GAS AND ELECTRIC COMPANY  
PETITION FOR MODIFICATION OF D.15-07-001 AND D.17-07-006

**Typical Monthly Residential Energy Charges at DR w/ HUC and DR w/o HUC  
Inland Customers  
CARE, November, Basic**

Line										Line
No.	Energy kWh	Number of Customers	% of Customers	% of Customers Cumulative	Avg kWh for the Range	DR w/ HUC (\$)	DR w/o HUC (\$)	CHANGE (\$)	CHANGE (%)	No.
1	< 25 kWh	2	0.06%	0.06%	21	\$4.94	\$4.94	\$0.00	0.00%	1
2	25 to 50 kWh	9	0.27%	0.33%	36	\$5.57	\$5.60	\$0.03	0.48%	2
3	50 to 75 kWh	12	0.36%	0.68%	59	\$8.35	\$8.43	\$0.08	0.96%	3
4	75 to 100 kWh	12	0.36%	1.04%	85	\$12.07	\$12.18	\$0.11	0.95%	4
5	100 to 125 kWh	10	0.30%	1.33%	114	\$16.05	\$16.20	\$0.15	0.96%	5
6	125 to 150 kWh	14	0.42%	1.75%	136	\$19.14	\$19.32	\$0.18	0.94%	6
7	150 to 200 kWh	34	1.01%	2.76%	176	\$25.23	\$25.47	\$0.24	0.95%	7
8	200 to 250 kWh	51	1.51%	4.27%	226	\$31.80	\$32.10	\$0.30	0.96%	8
9	250 to 300 kWh	94	2.79%	7.06%	278	\$39.14	\$39.52	\$0.38	0.96%	9
10	300 to 350 kWh	154	4.57%	11.62%	327	\$46.61	\$47.06	\$0.45	0.95%	10
11	350 to 400 kWh	181	5.37%	16.99%	375	\$54.53	\$55.05	\$0.52	0.96%	11
12	400 to 450 kWh	275	8.15%	25.14%	425	\$66.02	\$66.65	\$0.63	0.96%	12
13	450 to 500 kWh	282	8.36%	33.50%	476	\$79.18	\$79.93	\$0.75	0.96%	13
14	500 to 550 kWh	309	9.16%	42.66%	526	\$91.45	\$92.32	\$0.87	0.95%	14
15	550 to 600 kWh	294	8.72%	51.38%	575	\$103.49	\$104.48	\$0.99	0.95%	15
16	600 to 650 kWh	261	7.74%	59.12%	625	\$116.51	\$117.62	\$1.11	0.95%	16
17	650 to 700 kWh	211	6.26%	65.37%	676	\$130.68	\$131.92	\$1.24	0.95%	17
18	700 to 800 kWh	397	11.77%	77.14%	748	\$147.91	\$149.32	\$1.41	0.95%	18
19	800 to 900 kWh	281	8.33%	85.47%	849	\$174.68	\$176.34	\$1.66	0.95%	19
20	900 to 1000 kWh	169	5.01%	90.48%	943	\$201.23	\$203.14	\$1.91	0.95%	20
21	1000 to 1500 kWh	284	8.42%	98.90%	1147	\$255.66	\$255.99	\$0.33	0.13%	21
22	1500 to 2000 kWh	24	0.71%	99.62%	1685	\$423.77	\$404.78	(\$18.99)	-4.48%	22
23	2000 to 3000 kWh	9	0.27%	99.88%	2261	\$610.70	\$566.06	(\$44.64)	-7.31%	23
24	> 3000 kWh	4	0.12%	100.00%	4614	\$1,264.42	\$1,127.80	(\$136.62)	-10.81%	24
25	TOTAL	3373	100.00%	100.00%	639	\$123.40	\$123.92	\$0.52	0.42%	25

Note: DR w/ HUC reflects SDG&E’s residential tiered rate schedule (Schedule DR) effective November 1, 2018 (AL 3290-E). DR w/o HUC is SDG&E’s proposal to eliminate the HUC Charge.

APPENDIX C – ATTACHMENT E  
ILLUSTRATIVE HUC CUSTOMERS BY MONTH  
SAN DIEGO GAS AND ELECTRIC COMPANY  
PETITION FOR MODIFICATION OF D.15-07-001 AND D.17-07-006

**Typical Monthly Residential Energy Charges at DR w/ HUC and DR w/o HUC  
Inland Customers  
CARE, November, All Electric**

Line										Line
No.	Energy kWh	Number of Customers	% of Customers	% of Customers Cumulative	Avg kWh for the Range	DR w/ HUC (\$)	DR w/o HUC (\$)	CHANGE (\$)	CHANGE (%)	No.
1	< 25 kWh	1	0.12%	0.12%	0	\$4.92	\$4.92	\$0.00	0.00%	1
2	25 to 50 kWh	1	0.12%	0.23%	50	\$7.02	\$7.09	\$0.07	1.00%	2
3	50 to 75 kWh	1	0.12%	0.35%	59	\$8.29	\$8.37	\$0.08	0.97%	3
4	75 to 100 kWh	6	0.69%	1.04%	89	\$12.60	\$12.72	\$0.12	0.99%	4
5	100 to 125 kWh	6	0.69%	1.73%	110	\$15.50	\$15.65	\$0.15	0.98%	5
6	125 to 150 kWh	5	0.58%	2.30%	136	\$19.22	\$19.41	\$0.19	1.00%	6
7	150 to 200 kWh	11	1.26%	3.56%	172	\$24.19	\$24.43	\$0.24	0.96%	7
8	200 to 250 kWh	19	2.18%	5.75%	220	\$30.93	\$31.22	\$0.29	0.96%	8
9	250 to 300 kWh	27	3.10%	8.85%	274	\$38.62	\$38.99	\$0.37	0.96%	9
10	300 to 350 kWh	34	3.91%	12.76%	329	\$46.24	\$46.69	\$0.45	0.96%	10
11	350 to 400 kWh	33	3.79%	16.55%	377	\$53.07	\$53.58	\$0.51	0.96%	11
12	400 to 450 kWh	46	5.29%	21.84%	423	\$60.32	\$60.90	\$0.58	0.96%	12
13	450 to 500 kWh	67	7.70%	29.54%	475	\$68.63	\$69.29	\$0.66	0.96%	13
14	500 to 550 kWh	63	7.24%	36.78%	526	\$74.68	\$75.40	\$0.72	0.97%	14
15	550 to 600 kWh	55	6.32%	43.10%	573	\$81.50	\$82.28	\$0.78	0.96%	15
16	600 to 650 kWh	52	5.98%	49.08%	626	\$89.47	\$90.33	\$0.86	0.96%	16
17	650 to 700 kWh	52	5.98%	55.06%	680	\$104.06	\$105.05	\$0.99	0.95%	17
18	700 to 800 kWh	105	12.07%	67.13%	746	\$122.17	\$123.34	\$1.17	0.95%	18
19	800 to 900 kWh	82	9.43%	76.55%	852	\$147.04	\$148.44	\$1.40	0.95%	19
20	900 to 1000 kWh	52	5.98%	82.53%	949	\$170.40	\$172.02	\$1.62	0.95%	20
21	1000 to 1500 kWh	117	13.45%	95.98%	1184	\$233.11	\$235.32	\$2.21	0.95%	21
22	1500 to 2000 kWh	23	2.64%	98.62%	1636	\$360.91	\$364.33	\$3.42	0.95%	22
23	2000 to 3000 kWh	9	1.03%	99.65%	2361	\$582.02	\$566.16	(\$15.86)	-2.73%	23
24	> 3000 kWh	3	0.35%	100.00%	4527	\$1,180.45	\$1,078.69	(\$101.76)	-8.62%	24
25	TOTAL	870	100.00%	100.00%	726	\$126.70	\$127.30	\$0.60	0.47%	25

Note: DR w/ HUC reflects SDG&E’s residential tiered rate schedule (Schedule DR) effective November 1, 2018 (AL 3290-E). DR w/o HUC is SDG&E’s proposal to eliminate the HUC Charge.

APPENDIX C – ATTACHMENT E  
ILLUSTRATIVE HUC CUSTOMERS BY MONTH  
SAN DIEGO GAS AND ELECTRIC COMPANY  
PETITION FOR MODIFICATION OF D.15-07-001 AND D.17-07-006

**Typical Monthly Residential Energy Charges at DR w/ HUC and DR w/o HUC  
Inland Customers  
CARE, December, Basic**

Line No.	Energy kWh	Number of Customers	% of Customers	% of Customers Cumulative	Avg kWh for the Range	DR w/ HUC (\$)	DR w/o HUC (\$)	CHANGE (\$)	CHANGE (%)	Line No.
1	< 25 kWh	4	0.12%	0.12%	16	\$5.09	\$5.09	\$0.00	0.00%	1
2	25 to 50 kWh	11	0.33%	0.45%	41	\$5.94	\$5.99	\$0.05	0.81%	2
3	50 to 75 kWh	18	0.53%	0.98%	61	\$8.69	\$8.77	\$0.08	0.97%	3
4	75 to 100 kWh	10	0.30%	1.28%	86	\$12.21	\$12.33	\$0.12	0.95%	4
5	100 to 125 kWh	10	0.30%	1.57%	114	\$16.10	\$16.26	\$0.16	0.99%	5
6	125 to 150 kWh	8	0.24%	1.81%	136	\$19.12	\$19.31	\$0.19	0.98%	6
7	150 to 200 kWh	27	0.80%	2.61%	175	\$25.29	\$25.53	\$0.24	0.95%	7
8	200 to 250 kWh	48	1.42%	4.03%	228	\$32.05	\$32.36	\$0.31	0.96%	8
9	250 to 300 kWh	64	1.90%	5.93%	278	\$39.47	\$39.85	\$0.38	0.96%	9
10	300 to 350 kWh	91	2.70%	8.63%	326	\$45.87	\$46.31	\$0.44	0.95%	10
11	350 to 400 kWh	143	4.24%	12.87%	376	\$53.59	\$54.10	\$0.51	0.95%	11
12	400 to 450 kWh	183	5.43%	18.29%	425	\$64.86	\$65.48	\$0.62	0.95%	12
13	450 to 500 kWh	237	7.03%	25.32%	475	\$77.53	\$78.26	\$0.73	0.95%	13
14	500 to 550 kWh	258	7.65%	32.97%	525	\$89.84	\$90.69	\$0.85	0.95%	14
15	550 to 600 kWh	274	8.12%	41.09%	575	\$102.43	\$103.40	\$0.97	0.95%	15
16	600 to 650 kWh	229	6.79%	47.88%	625	\$114.98	\$116.07	\$1.09	0.95%	16
17	650 to 700 kWh	234	6.94%	54.82%	675	\$127.76	\$128.97	\$1.21	0.95%	17
18	700 to 800 kWh	387	11.47%	66.29%	747	\$147.11	\$148.50	\$1.39	0.95%	18
19	800 to 900 kWh	314	9.31%	75.60%	847	\$170.89	\$172.50	\$1.61	0.95%	19
20	900 to 1000 kWh	240	7.12%	82.71%	948	\$198.88	\$200.76	\$1.88	0.95%	20
21	1000 to 1500 kWh	500	14.82%	97.54%	1186	\$263.98	\$264.18	\$0.20	0.08%	21
22	1500 to 2000 kWh	63	1.87%	99.40%	1654	\$402.72	\$386.25	(\$16.47)	-4.09%	22
23	2000 to 3000 kWh	16	0.47%	99.88%	2295	\$642.08	\$596.32	(\$45.76)	-7.13%	23
24	> 3000 kWh	4	0.12%	100.00%	4879	\$1,339.09	\$1,193.51	(\$145.58)	-10.87%	24
25	TOTAL	3373	100.00%	100.00%	724	\$144.17	\$144.38	\$0.21	0.15%	25

Note: DR w/ HUC reflects SDG&E’s residential tiered rate schedule (Schedule DR) effective November 1, 2018 (AL 3290-E). DR w/o HUC is SDG&E’s proposal to eliminate the HUC Charge.



APPENDIX C – ATTACHMENT E  
ILLUSTRATIVE HUC CUSTOMERS BY MONTH  
SAN DIEGO GAS AND ELECTRIC COMPANY  
PETITION FOR MODIFICATION OF D.15-07-001 AND D.17-07-006

**Typical Monthly Residential Energy Charges at DR w/ HUC and DR w/o HUC  
Inland Customers  
CARE, December, All Electric**

Line										Line
No.	Energy kWh	Number of Customers	% of Customers	% of Customers Cumulative	Avg kWh for the Range	DR w/ HUC (\$)	DR w/o HUC (\$)	CHANGE (\$)	CHANGE (%)	No.
1	< 25 kWh	0	0.00%	0.00%	0	\$0.00	\$0.00	\$0.00	0.00%	1
2	25 to 50 kWh	2	0.23%	0.23%	33	\$5.11	\$5.11	\$0.00	0.00%	2
3	50 to 75 kWh	2	0.23%	0.46%	69	\$9.69	\$9.78	\$0.09	0.98%	3
4	75 to 100 kWh	4	0.46%	0.92%	85	\$12.05	\$12.17	\$0.12	0.93%	4
5	100 to 125 kWh	4	0.46%	1.38%	112	\$15.74	\$15.88	\$0.14	0.94%	5
6	125 to 150 kWh	6	0.69%	2.07%	139	\$19.62	\$19.81	\$0.19	0.97%	6
7	150 to 200 kWh	13	1.49%	3.56%	178	\$25.14	\$25.38	\$0.24	0.96%	7
8	200 to 250 kWh	13	1.49%	5.06%	230	\$34.07	\$34.39	\$0.32	0.95%	8
9	250 to 300 kWh	23	2.64%	7.70%	276	\$38.80	\$39.18	\$0.38	0.96%	9
10	300 to 350 kWh	32	3.68%	11.38%	324	\$46.49	\$46.94	\$0.45	0.96%	10
11	350 to 400 kWh	36	4.14%	15.52%	377	\$53.04	\$53.55	\$0.51	0.96%	11
12	400 to 450 kWh	39	4.48%	20.00%	428	\$61.15	\$61.73	\$0.58	0.96%	12
13	450 to 500 kWh	42	4.83%	24.83%	476	\$67.99	\$68.65	\$0.66	0.96%	13
14	500 to 550 kWh	53	6.09%	30.92%	523	\$73.61	\$74.32	\$0.71	0.96%	14
15	550 to 600 kWh	50	5.75%	36.67%	575	\$80.84	\$81.62	\$0.78	0.96%	15
16	600 to 650 kWh	34	3.91%	40.58%	628	\$91.98	\$92.86	\$0.88	0.96%	16
17	650 to 700 kWh	36	4.14%	44.71%	678	\$99.98	\$100.94	\$0.96	0.96%	17
18	700 to 800 kWh	91	10.46%	55.17%	749	\$118.56	\$119.69	\$1.13	0.96%	18
19	800 to 900 kWh	63	7.24%	62.42%	849	\$145.57	\$146.96	\$1.39	0.95%	19
20	900 to 1000 kWh	61	7.01%	69.43%	950	\$169.82	\$171.44	\$1.62	0.95%	20
21	1000 to 1500 kWh	184	21.15%	90.58%	1200	\$233.51	\$235.73	\$2.22	0.95%	21
22	1500 to 2000 kWh	60	6.90%	97.47%	1717	\$368.92	\$372.31	\$3.39	0.92%	22
23	2000 to 3000 kWh	18	2.07%	99.54%	2296	\$537.25	\$527.53	(\$9.72)	-1.81%	23
24	> 3000 kWh	4	0.46%	100.00%	4864	\$1,389.66	\$1,271.07	(\$118.59)	-8.53%	24
25	TOTAL	870	100.00%	100.00%	851	\$156.18	\$156.75	\$0.57	0.36%	25

Note: DR w/ HUC reflects SDG&E’s residential tiered rate schedule (Schedule DR) effective November 1, 2018 (AL 3290-E). DR w/o HUC is SDG&E’s proposal to eliminate the HUC Charge.

Declaration of Cynthia Fang  
November 30, 2018

APPENDIX C – ATTACHMENT E  
ILLUSTRATIVE HUC CUSTOMERS BY MONTH  
SAN DIEGO GAS AND ELECTRIC COMPANY  
PETITION FOR MODIFICATION OF D.15-07-001 AND D.17-07-006

**Typical Monthly Residential Energy Charges at DR w/ HUC and DR w/o HUC  
Inland Customers  
Non-CARE, January, Basic**

Line										Line
No.	Energy kWh	Number of Customers	% of Customers	% of Customers Cumulative	Avg kWh for the Range	DR w/ HUC (\$)	DR w/o HUC (\$)	CHANGE (\$)	CHANGE (%)	No.
1	< 25 kWh	22	0.08%	0.08%	5	\$10.04	\$10.04	\$0.00	0.00%	1
2	25 to 50 kWh	30	0.11%	0.19%	39	\$10.29	\$10.32	\$0.03	0.30%	2
3	50 to 75 kWh	31	0.11%	0.30%	63	\$14.57	\$14.71	\$0.14	0.94%	3
4	75 to 100 kWh	58	0.21%	0.51%	88	\$20.07	\$20.26	\$0.19	0.94%	4
5	100 to 125 kWh	66	0.24%	0.74%	112	\$25.59	\$25.84	\$0.25	0.94%	5
6	125 to 150 kWh	54	0.19%	0.94%	137	\$31.17	\$31.47	\$0.30	0.95%	6
7	150 to 200 kWh	152	0.55%	1.48%	175	\$39.96	\$40.34	\$0.38	0.95%	7
8	200 to 250 kWh	211	0.76%	2.24%	226	\$51.70	\$52.19	\$0.49	0.94%	8
9	250 to 300 kWh	378	1.36%	3.59%	277	\$63.19	\$63.79	\$0.60	0.94%	9
10	300 to 350 kWh	651	2.33%	5.93%	327	\$74.83	\$75.53	\$0.70	0.94%	10
11	350 to 400 kWh	994	3.56%	9.49%	376	\$86.34	\$87.15	\$0.81	0.94%	11
12	400 to 450 kWh	1321	4.74%	14.23%	426	\$103.64	\$104.61	\$0.97	0.94%	12
13	450 to 500 kWh	1724	6.18%	20.41%	476	\$123.83	\$125.00	\$1.17	0.94%	13
14	500 to 550 kWh	1898	6.81%	27.22%	525	\$143.65	\$145.00	\$1.35	0.94%	14
15	550 to 600 kWh	1999	7.17%	34.39%	575	\$163.82	\$165.36	\$1.54	0.94%	15
16	600 to 650 kWh	2017	7.23%	41.62%	625	\$183.71	\$185.44	\$1.73	0.94%	16
17	650 to 700 kWh	1905	6.83%	48.45%	675	\$203.31	\$205.23	\$1.92	0.94%	17
18	700 to 800 kWh	3367	12.07%	60.52%	748	\$232.84	\$235.04	\$2.20	0.95%	18
19	800 to 900 kWh	2632	9.44%	69.96%	848	\$273.03	\$275.61	\$2.58	0.95%	19
20	900 to 1000 kWh	2063	7.40%	77.36%	947	\$312.48	\$315.43	\$2.95	0.95%	20
21	1000 to 1500 kWh	4152	14.89%	92.24%	1187	\$412.49	\$412.74	\$0.25	0.06%	21
22	1500 to 2000 kWh	899	3.22%	95.47%	1706	\$650.54	\$622.42	(\$28.12)	-4.32%	22
23	2000 to 3000 kWh	519	1.86%	97.33%	2402	\$975.61	\$904.20	(\$71.41)	-7.32%	23
24	> 3000 kWh	746	2.68%	100.00%	5909	\$2,608.66	\$2,319.63	(\$289.03)	-11.08%	24
25	TOTAL	27889	100.00%	100.00%	921	\$315.05	\$306.49	(\$8.56)	-2.72%	25

Note: DR w/ HUC reflects SDG&E's residential tiered rate schedule (Schedule DR) effective November 1, 2018 (AL 3290-E). DR w/o HUC is SDG&E's proposal to eliminate the HUC Charge.

Declaration of Cynthia Fang  
November 30, 2018

APPENDIX C – ATTACHMENT E  
ILLUSTRATIVE HUC CUSTOMERS BY MONTH  
SAN DIEGO GAS AND ELECTRIC COMPANY  
PETITION FOR MODIFICATION OF D.15-07-001 AND D.17-07-006

**Typical Monthly Residential Energy Charges at DR w/ HUC and DR w/o HUC  
Inland Customers  
Non-CARE, January, All Electric**

Line										Line
No.	Energy kWh	Number of Customers	% of Customers	% of Customers Cumulative	Avg kWh for the Range	DR w/ HUC (\$)	DR w/o HUC (\$)	CHANGE (\$)	CHANGE (%)	No.
1	< 25 kWh	4	0.09%	0.09%	-123	\$17.52	\$17.52	\$0.00	0.00%	1
2	25 to 50 kWh	6	0.14%	0.23%	41	\$10.55	\$10.59	\$0.04	0.33%	2
3	50 to 75 kWh	9	0.21%	0.43%	58	\$13.47	\$13.60	\$0.13	0.94%	3
4	75 to 100 kWh	15	0.34%	0.78%	87	\$19.39	\$19.57	\$0.18	0.94%	4
5	100 to 125 kWh	11	0.25%	1.03%	112	\$25.83	\$26.07	\$0.24	0.94%	5
6	125 to 150 kWh	18	0.41%	1.44%	135	\$30.95	\$31.24	\$0.29	0.94%	6
7	150 to 200 kWh	30	0.68%	2.12%	175	\$39.53	\$39.90	\$0.37	0.94%	7
8	200 to 250 kWh	45	1.03%	3.15%	229	\$51.55	\$52.04	\$0.49	0.94%	8
9	250 to 300 kWh	44	1.00%	4.15%	277	\$62.96	\$63.56	\$0.60	0.95%	9
10	300 to 350 kWh	60	1.37%	5.52%	323	\$73.44	\$74.13	\$0.69	0.95%	10
11	350 to 400 kWh	93	2.12%	7.64%	376	\$85.40	\$86.21	\$0.81	0.94%	11
12	400 to 450 kWh	105	2.39%	10.03%	427	\$97.44	\$98.36	\$0.92	0.94%	12
13	450 to 500 kWh	116	2.64%	12.67%	476	\$108.90	\$109.93	\$1.03	0.94%	13
14	500 to 550 kWh	148	3.37%	16.05%	524	\$119.28	\$120.40	\$1.12	0.94%	14
15	550 to 600 kWh	152	3.47%	19.51%	576	\$131.56	\$132.80	\$1.24	0.94%	15
16	600 to 650 kWh	153	3.49%	23.00%	624	\$141.58	\$142.91	\$1.33	0.94%	16
17	650 to 700 kWh	183	4.17%	27.17%	674	\$160.55	\$162.05	\$1.50	0.94%	17
18	700 to 800 kWh	382	8.71%	35.88%	751	\$190.23	\$192.02	\$1.79	0.94%	18
19	800 to 900 kWh	384	8.75%	44.63%	851	\$230.72	\$232.89	\$2.17	0.94%	19
20	900 to 1000 kWh	427	9.73%	54.37%	950	\$270.02	\$272.56	\$2.54	0.94%	20
21	1000 to 1500 kWh	1348	30.73%	85.09%	1214	\$375.63	\$379.17	\$3.54	0.94%	21
22	1500 to 2000 kWh	407	9.28%	94.37%	1701	\$571.20	\$576.55	\$5.35	0.94%	22
23	2000 to 3000 kWh	187	4.26%	98.63%	2332	\$849.19	\$832.42	(\$16.77)	-1.97%	23
24	> 3000 kWh	60	1.37%	100.00%	4323	\$1,777.83	\$1,637.23	(\$140.60)	-7.91%	24
25	TOTAL	4387	100.00%	100.00%	1052	\$321.96	\$321.78	(\$0.18)	-0.06%	25

Note: DR w/ HUC reflects SDG&E's residential tiered rate schedule (Schedule DR) effective November 1, 2018 (AL 3290-E). DR w/o HUC is SDG&E's proposal to eliminate the HUC Charge.

Declaration of Cynthia Fang  
November 30, 2018

APPENDIX C – ATTACHMENT E  
ILLUSTRATIVE HUC CUSTOMERS BY MONTH  
SAN DIEGO GAS AND ELECTRIC COMPANY  
PETITION FOR MODIFICATION OF D.15-07-001 AND D.17-07-006

**Typical Monthly Residential Energy Charges at DR w/ HUC and DR w/o HUC  
Inland Customers  
Non-CARE, February, Basic**

Line No.	Energy kWh	Number of Customers	% of Customers	% of Customers Cumulative	Avg kWh for the Range	DR w/ HUC (\$)	DR w/o HUC (\$)	CHANGE (\$)	CHANGE (%)	Line No.
1	< 25 kWh	26	0.09%	0.09%	-7	\$9.06	\$9.06	\$0.00	0.00%	1
2	25 to 50 kWh	27	0.10%	0.19%	38	\$9.62	\$9.67	\$0.05	0.45%	2
3	50 to 75 kWh	41	0.15%	0.34%	63	\$14.46	\$14.60	\$0.14	0.94%	3
4	75 to 100 kWh	62	0.22%	0.56%	87	\$19.86	\$20.04	\$0.18	0.94%	4
5	100 to 125 kWh	47	0.17%	0.73%	112	\$25.59	\$25.83	\$0.24	0.94%	5
6	125 to 150 kWh	89	0.32%	1.05%	138	\$31.49	\$31.79	\$0.30	0.94%	6
7	150 to 200 kWh	205	0.74%	1.78%	177	\$40.48	\$40.86	\$0.38	0.95%	7
8	200 to 250 kWh	318	1.14%	2.92%	228	\$52.06	\$52.55	\$0.49	0.94%	8
9	250 to 300 kWh	568	2.04%	4.96%	278	\$63.60	\$64.20	\$0.60	0.94%	9
10	300 to 350 kWh	1034	3.71%	8.67%	326	\$74.37	\$75.07	\$0.70	0.94%	10
11	350 to 400 kWh	1577	5.66%	14.32%	376	\$90.12	\$90.96	\$0.84	0.94%	11
12	400 to 450 kWh	1876	6.73%	21.05%	426	\$110.22	\$111.26	\$1.04	0.94%	12
13	450 to 500 kWh	2220	7.96%	29.01%	476	\$130.17	\$131.40	\$1.23	0.94%	13
14	500 to 550 kWh	2182	7.82%	36.83%	524	\$149.64	\$151.05	\$1.41	0.94%	14
15	550 to 600 kWh	2280	8.18%	45.01%	575	\$169.77	\$171.37	\$1.60	0.94%	15
16	600 to 650 kWh	2068	7.42%	52.42%	625	\$190.06	\$191.85	\$1.79	0.94%	16
17	650 to 700 kWh	1841	6.60%	59.02%	674	\$209.88	\$211.86	\$1.98	0.94%	17
18	700 to 800 kWh	2975	10.67%	69.69%	748	\$238.85	\$241.11	\$2.26	0.95%	18
19	800 to 900 kWh	2201	7.89%	77.58%	847	\$278.94	\$281.57	\$2.63	0.95%	19
20	900 to 1000 kWh	1457	5.22%	82.81%	946	\$318.57	\$321.58	\$3.01	0.95%	20
21	1000 to 1500 kWh	3053	10.95%	93.75%	1178	\$419.16	\$415.56	(\$3.60)	-0.86%	21
22	1500 to 2000 kWh	676	2.42%	96.18%	1701	\$661.69	\$626.35	(\$35.34)	-5.34%	22
23	2000 to 3000 kWh	402	1.44%	97.62%	2424	\$999.04	\$918.82	(\$80.22)	-8.03%	23
24	> 3000 kWh	664	2.38%	100.00%	5733	\$2,541.55	\$2,255.67	(\$285.88)	-11.25%	24
25	TOTAL	27889	100.00%	100.00%	827	\$282.55	\$274.71	(\$7.84)	-2.77%	25

Note: DR w/ HUC reflects SDG&E’s residential tiered rate schedule (Schedule DR) effective November 1, 2018 (AL 3290-E). DR w/o HUC is SDG&E’s proposal to eliminate the HUC Charge.

Declaration of Cynthia Fang  
November 30, 2018

APPENDIX C – ATTACHMENT E  
 ILLUSTRATIVE HUC CUSTOMERS BY MONTH  
 SAN DIEGO GAS AND ELECTRIC COMPANY  
 PETITION FOR MODIFICATION OF D.15-07-001 AND D.17-07-006

**Typical Monthly Residential Energy Charges at DR w/ HUC and DR w/o HUC  
 Inland Customers  
 Non-CARE, February, All Electric**

Line No.	Energy kWh	Number of Customers	% of Customers	% of Customers Cumulative	Avg kWh for the Range	DR w/ HUC (\$)	DR w/o HUC (\$)	CHANGE (\$)	CHANGE (%)	Line No.
1	< 25 kWh	5	0.11%	0.11%	-149	\$16.42	\$16.42	\$0.00	0.00%	1
2	25 to 50 kWh	8	0.18%	0.30%	40	\$9.79	\$9.84	\$0.05	0.50%	2
3	50 to 75 kWh	8	0.18%	0.48%	64	\$14.67	\$14.81	\$0.14	0.94%	3
4	75 to 100 kWh	13	0.30%	0.77%	87	\$20.00	\$20.18	\$0.18	0.94%	4
5	100 to 125 kWh	12	0.27%	1.05%	115	\$26.43	\$26.68	\$0.25	0.95%	5
6	125 to 150 kWh	14	0.32%	1.37%	139	\$30.99	\$31.28	\$0.29	0.95%	6
7	150 to 200 kWh	33	0.75%	2.12%	176	\$39.90	\$40.27	\$0.37	0.94%	7
8	200 to 250 kWh	41	0.94%	3.05%	228	\$51.36	\$51.84	\$0.48	0.94%	8
9	250 to 300 kWh	64	1.46%	4.51%	277	\$63.53	\$64.13	\$0.60	0.95%	9
10	300 to 350 kWh	77	1.76%	6.27%	328	\$74.35	\$75.05	\$0.70	0.94%	10
11	350 to 400 kWh	113	2.58%	8.84%	377	\$85.96	\$86.77	\$0.81	0.94%	11
12	400 to 450 kWh	139	3.17%	12.01%	426	\$96.97	\$97.89	\$0.92	0.95%	12
13	450 to 500 kWh	139	3.17%	15.18%	478	\$109.42	\$110.46	\$1.04	0.95%	13
14	500 to 550 kWh	146	3.33%	18.51%	529	\$120.09	\$121.23	\$1.14	0.95%	14
15	550 to 600 kWh	201	4.58%	23.09%	575	\$132.58	\$133.83	\$1.25	0.95%	15
16	600 to 650 kWh	182	4.15%	27.24%	627	\$151.77	\$153.20	\$1.43	0.94%	16
17	650 to 700 kWh	203	4.63%	31.87%	677	\$171.62	\$173.24	\$1.62	0.94%	17
18	700 to 800 kWh	407	9.28%	41.14%	751	\$201.16	\$203.06	\$1.90	0.95%	18
19	800 to 900 kWh	432	9.85%	50.99%	849	\$240.21	\$242.48	\$2.27	0.95%	19
20	900 to 1000 kWh	387	8.82%	59.81%	951	\$281.87	\$284.53	\$2.66	0.95%	20
21	1000 to 1500 kWh	1186	27.03%	86.85%	1211	\$384.79	\$388.43	\$3.64	0.95%	21
22	1500 to 2000 kWh	366	8.34%	95.19%	1698	\$583.11	\$586.35	\$3.24	0.56%	22
23	2000 to 3000 kWh	166	3.78%	98.97%	2364	\$887.75	\$856.40	(\$31.35)	-3.53%	23
24	> 3000 kWh	45	1.03%	100.00%	4336	\$1,807.26	\$1,653.30	(\$153.96)	-8.52%	24
25	TOTAL	4387	100.00%	100.00%	994	\$308.35	\$307.82	(\$0.53)	-0.17%	25

Note: DR w/ HUC reflects SDG&E's residential tiered rate schedule (Schedule DR) effective November 1, 2018 (AL 3290-E). DR w/o HUC is SDG&E's proposal to eliminate the HUC Charge.

Declaration of Cynthia Fang  
 November 30, 2018

APPENDIX C – ATTACHMENT E  
ILLUSTRATIVE HUC CUSTOMERS BY MONTH  
SAN DIEGO GAS AND ELECTRIC COMPANY  
PETITION FOR MODIFICATION OF D.15-07-001 AND D.17-07-006

**Typical Monthly Residential Energy Charges at DR w/ HUC and DR w/o HUC  
Inland Customers  
Non-CARE, March, Basic**

Line										Line
No.	Energy kWh	Number of Customers	% of Customers	% of Customers Cumulative	Avg kWh for the Range	DR w/ HUC (\$)	DR w/o HUC (\$)	CHANGE (\$)	CHANGE (%)	No.
1	< 25 kWh	23	0.08%	0.08%	-52	\$10.20	\$10.20	\$0.00	0.00%	1
2	25 to 50 kWh	24	0.09%	0.17%	38	\$10.30	\$10.31	\$0.01	0.16%	2
3	50 to 75 kWh	43	0.15%	0.32%	64	\$14.81	\$14.94	\$0.13	0.94%	3
4	75 to 100 kWh	60	0.22%	0.54%	90	\$20.72	\$20.91	\$0.19	0.95%	4
5	100 to 125 kWh	42	0.15%	0.69%	112	\$25.06	\$25.30	\$0.24	0.95%	5
6	125 to 150 kWh	68	0.24%	0.93%	139	\$31.88	\$32.18	\$0.30	0.94%	6
7	150 to 200 kWh	149	0.53%	1.47%	177	\$40.46	\$40.85	\$0.39	0.95%	7
8	200 to 250 kWh	247	0.89%	2.35%	228	\$52.16	\$52.65	\$0.49	0.94%	8
9	250 to 300 kWh	477	1.71%	4.06%	278	\$63.55	\$64.15	\$0.60	0.95%	9
10	300 to 350 kWh	798	2.86%	6.92%	327	\$74.49	\$75.19	\$0.70	0.94%	10
11	350 to 400 kWh	1165	4.18%	11.10%	377	\$86.41	\$87.22	\$0.81	0.94%	11
12	400 to 450 kWh	1589	5.70%	16.80%	426	\$103.95	\$104.92	\$0.97	0.94%	12
13	450 to 500 kWh	1968	7.06%	23.86%	475	\$123.61	\$124.78	\$1.17	0.94%	13
14	500 to 550 kWh	2100	7.53%	31.39%	525	\$143.60	\$144.95	\$1.35	0.94%	14
15	550 to 600 kWh	2058	7.38%	38.76%	574	\$163.19	\$164.73	\$1.54	0.94%	15
16	600 to 650 kWh	2035	7.30%	46.06%	625	\$183.43	\$185.16	\$1.73	0.94%	16
17	650 to 700 kWh	1923	6.90%	52.96%	674	\$203.47	\$205.39	\$1.92	0.94%	17
18	700 to 800 kWh	3338	11.97%	64.93%	748	\$232.87	\$235.07	\$2.20	0.95%	18
19	800 to 900 kWh	2462	8.83%	73.75%	847	\$272.24	\$274.81	\$2.57	0.95%	19
20	900 to 1000 kWh	1747	6.26%	80.02%	947	\$312.55	\$315.51	\$2.96	0.95%	20
21	1000 to 1500 kWh	3576	12.82%	92.84%	1182	\$410.15	\$410.58	\$0.43	0.11%	21
22	1500 to 2000 kWh	819	2.94%	95.78%	1699	\$646.80	\$619.16	(\$27.64)	-4.27%	22
23	2000 to 3000 kWh	464	1.66%	97.44%	2396	\$972.68	\$901.66	(\$71.02)	-7.30%	23
24	> 3000 kWh	714	2.56%	100.00%	5998	\$2,651.49	\$2,356.68	(\$294.81)	-11.12%	24
25	TOTAL	27889	100.00%	100.00%	884	\$299.75	\$291.63	(\$8.12)	-2.71%	25

Note: DR w/ HUC reflects SDG&E’s residential tiered rate schedule (Schedule DR) effective November 1, 2018 (AL 3290-E). DR w/o HUC is SDG&E’s proposal to eliminate the HUC Charge.

APPENDIX C – ATTACHMENT E  
ILLUSTRATIVE HUC CUSTOMERS BY MONTH  
SAN DIEGO GAS AND ELECTRIC COMPANY  
PETITION FOR MODIFICATION OF D.15-07-001 AND D.17-07-006

**Typical Monthly Residential Energy Charges at DR w/ HUC and DR w/o HUC  
Inland Customers  
Non-CARE, March, All Electric**

Line										Line
No.	Energy kWh	Number of Customers	% of Customers	% of Customers Cumulative	Avg kWh for the Range	DR w/ HUC (\$)	DR w/o HUC (\$)	CHANGE (\$)	CHANGE (%)	No.
1	< 25 kWh	3	0.07%	0.07%	-175	\$26.69	\$26.69	\$0.00	0.00%	1
2	25 to 50 kWh	5	0.11%	0.18%	37	\$10.57	\$10.61	\$0.04	0.38%	2
3	50 to 75 kWh	8	0.18%	0.36%	61	\$13.96	\$14.09	\$0.13	0.95%	3
4	75 to 100 kWh	13	0.30%	0.66%	92	\$21.26	\$21.46	\$0.20	0.95%	4
5	100 to 125 kWh	14	0.32%	0.98%	112	\$25.69	\$25.93	\$0.24	0.94%	5
6	125 to 150 kWh	9	0.21%	1.18%	138	\$31.65	\$31.95	\$0.30	0.94%	6
7	150 to 200 kWh	28	0.64%	1.82%	175	\$39.60	\$39.97	\$0.37	0.95%	7
8	200 to 250 kWh	29	0.66%	2.48%	223	\$51.14	\$51.63	\$0.49	0.95%	8
9	250 to 300 kWh	49	1.12%	3.60%	276	\$62.84	\$63.44	\$0.60	0.94%	9
10	300 to 350 kWh	67	1.53%	5.13%	330	\$74.77	\$75.47	\$0.70	0.95%	10
11	350 to 400 kWh	98	2.23%	7.36%	375	\$85.18	\$85.99	\$0.81	0.94%	11
12	400 to 450 kWh	111	2.53%	9.89%	425	\$96.61	\$97.52	\$0.91	0.95%	12
13	450 to 500 kWh	139	3.17%	13.06%	477	\$108.66	\$109.68	\$1.02	0.94%	13
14	500 to 550 kWh	138	3.15%	16.21%	526	\$120.41	\$121.53	\$1.12	0.94%	14
15	550 to 600 kWh	151	3.44%	19.65%	576	\$131.77	\$133.01	\$1.24	0.94%	15
16	600 to 650 kWh	185	4.22%	23.86%	624	\$142.92	\$144.26	\$1.34	0.94%	16
17	650 to 700 kWh	190	4.33%	28.20%	676	\$160.43	\$161.93	\$1.50	0.94%	17
18	700 to 800 kWh	401	9.14%	37.34%	752	\$190.92	\$192.71	\$1.79	0.94%	18
19	800 to 900 kWh	419	9.55%	46.89%	849	\$229.51	\$231.67	\$2.16	0.94%	19
20	900 to 1000 kWh	400	9.12%	56.01%	951	\$271.06	\$273.61	\$2.55	0.94%	20
21	1000 to 1500 kWh	1287	29.34%	85.34%	1214	\$375.07	\$378.60	\$3.53	0.94%	21
22	1500 to 2000 kWh	406	9.26%	94.60%	1692	\$567.85	\$573.14	\$5.29	0.93%	22
23	2000 to 3000 kWh	174	3.97%	98.56%	2352	\$858.71	\$840.68	(\$18.03)	-2.10%	23
24	> 3000 kWh	63	1.44%	100.00%	4447	\$1,835.77	\$1,687.45	(\$148.32)	-8.08%	24
25	TOTAL	4387	100.00%	100.00%	1044	\$318.88	\$318.46	(\$0.42)	-0.13%	25

Note: DR w/ HUC reflects SDG&E’s residential tiered rate schedule (Schedule DR) effective November 1, 2018 (AL 3290-E). DR w/o HUC is SDG&E’s proposal to eliminate the HUC Charge.

APPENDIX C – ATTACHMENT E  
ILLUSTRATIVE HUC CUSTOMERS BY MONTH  
SAN DIEGO GAS AND ELECTRIC COMPANY  
PETITION FOR MODIFICATION OF D.15-07-001 AND D.17-07-006

**Typical Monthly Residential Energy Charges at DR w/ HUC and DR w/o HUC  
Inland Customers  
Non-CARE, April, Basic**

Line No.	Energy kWh	Number of Customers	% of Customers	% of Customers Cumulative	Avg kWh for the Range	DR w/ HUC (\$)	DR w/o HUC (\$)	CHANGE (\$)	CHANGE (%)	Line No.
1	< 25 kWh	36	0.13%	0.13%	-67	\$9.88	\$9.88	\$0.00	0.00%	1
2	25 to 50 kWh	22	0.08%	0.21%	38	\$10.23	\$10.26	\$0.03	0.37%	2
3	50 to 75 kWh	33	0.12%	0.33%	62	\$14.33	\$14.46	\$0.13	0.94%	3
4	75 to 100 kWh	59	0.21%	0.54%	89	\$20.25	\$20.44	\$0.19	0.95%	4
5	100 to 125 kWh	68	0.24%	0.78%	112	\$25.84	\$26.09	\$0.25	0.95%	5
6	125 to 150 kWh	63	0.23%	1.01%	138	\$31.58	\$31.88	\$0.30	0.94%	6
7	150 to 200 kWh	161	0.58%	1.59%	178	\$40.65	\$41.04	\$0.39	0.94%	7
8	200 to 250 kWh	227	0.81%	2.40%	227	\$51.92	\$52.41	\$0.49	0.94%	8
9	250 to 300 kWh	470	1.69%	4.08%	276	\$63.16	\$63.76	\$0.60	0.94%	9
10	300 to 350 kWh	776	2.78%	6.87%	327	\$74.82	\$75.52	\$0.70	0.94%	10
11	350 to 400 kWh	1226	4.40%	11.26%	377	\$87.22	\$88.04	\$0.82	0.94%	11
12	400 to 450 kWh	1733	6.21%	17.48%	426	\$106.23	\$107.23	\$1.00	0.94%	12
13	450 to 500 kWh	2044	7.33%	24.81%	476	\$126.16	\$127.34	\$1.18	0.94%	13
14	500 to 550 kWh	2244	8.05%	32.85%	525	\$145.67	\$147.04	\$1.37	0.94%	14
15	550 to 600 kWh	2298	8.24%	41.09%	575	\$165.37	\$166.92	\$1.55	0.94%	15
16	600 to 650 kWh	2185	7.84%	48.93%	625	\$185.89	\$187.64	\$1.75	0.94%	16
17	650 to 700 kWh	2085	7.48%	56.40%	674	\$205.45	\$207.39	\$1.94	0.94%	17
18	700 to 800 kWh	3362	12.06%	68.46%	748	\$234.93	\$237.14	\$2.21	0.94%	18
19	800 to 900 kWh	2434	8.73%	77.18%	847	\$274.75	\$277.34	\$2.59	0.95%	19
20	900 to 1000 kWh	1667	5.98%	83.16%	946	\$314.17	\$317.14	\$2.97	0.95%	20
21	1000 to 1500 kWh	2914	10.45%	93.61%	1175	\$410.37	\$409.77	(\$0.60)	-0.15%	21
22	1500 to 2000 kWh	662	2.37%	95.98%	1707	\$656.08	\$625.30	(\$30.78)	-4.69%	22
23	2000 to 3000 kWh	436	1.56%	97.55%	2434	\$995.34	\$919.33	(\$76.01)	-7.64%	23
24	> 3000 kWh	684	2.45%	100.00%	6131	\$2,718.39	\$2,412.69	(\$305.70)	-11.25%	24
25	TOTAL	27889	100.00%	100.00%	857	\$290.73	\$282.67	(\$8.06)	-2.77%	25

Note: DR w/ HUC reflects SDG&E's residential tiered rate schedule (Schedule DR) effective November 1, 2018 (AL 3290-E). DR w/o HUC is SDG&E's proposal to eliminate the HUC Charge.

Declaration of Cynthia Fang  
November 30, 2018



APPENDIX C – ATTACHMENT E  
ILLUSTRATIVE HUC CUSTOMERS BY MONTH  
SAN DIEGO GAS AND ELECTRIC COMPANY  
PETITION FOR MODIFICATION OF D.15-07-001 AND D.17-07-006

**Typical Monthly Residential Energy Charges at DR w/ HUC and DR w/o HUC  
Inland Customers  
Non-CARE, April, All Electric**

Line									Line	
No.	Energy kWh	Number of Customers	% of Customers	% of Customers Cumulative	Avg kWh for the Range	DR w/ HUC (\$)	DR w/o HUC (\$)	CHANGE (\$)	CHANGE (%)	No.
1	< 25 kWh	4	0.09%	0.09%	-330	\$21.58	\$21.58	\$0.00	0.00%	1
2	25 to 50 kWh	4	0.09%	0.18%	34	\$9.99	\$10.02	\$0.03	0.25%	2
3	50 to 75 kWh	12	0.27%	0.46%	66	\$15.14	\$15.28	\$0.14	0.95%	3
4	75 to 100 kWh	9	0.21%	0.66%	89	\$20.49	\$20.69	\$0.20	0.94%	4
5	100 to 125 kWh	5	0.11%	0.78%	114	\$26.08	\$26.33	\$0.25	0.95%	5
6	125 to 150 kWh	9	0.21%	0.98%	132	\$30.40	\$30.68	\$0.28	0.94%	6
7	150 to 200 kWh	27	0.62%	1.60%	176	\$39.73	\$40.10	\$0.37	0.95%	7
8	200 to 250 kWh	36	0.82%	2.42%	227	\$52.07	\$52.57	\$0.50	0.95%	8
9	250 to 300 kWh	43	0.98%	3.40%	273	\$62.58	\$63.17	\$0.59	0.95%	9
10	300 to 350 kWh	86	1.96%	5.36%	325	\$73.85	\$74.55	\$0.70	0.94%	10
11	350 to 400 kWh	96	2.19%	7.54%	375	\$84.57	\$85.37	\$0.80	0.95%	11
12	400 to 450 kWh	149	3.40%	10.94%	425	\$97.09	\$98.00	\$0.91	0.94%	12
13	450 to 500 kWh	165	3.76%	14.70%	477	\$109.27	\$110.30	\$1.03	0.94%	13
14	500 to 550 kWh	187	4.26%	18.96%	527	\$119.81	\$120.93	\$1.12	0.94%	14
15	550 to 600 kWh	227	5.17%	24.14%	574	\$131.20	\$132.44	\$1.24	0.94%	15
16	600 to 650 kWh	255	5.81%	29.95%	625	\$144.45	\$145.82	\$1.37	0.94%	16
17	650 to 700 kWh	236	5.38%	35.33%	677	\$164.22	\$165.77	\$1.55	0.95%	17
18	700 to 800 kWh	545	12.42%	47.75%	749	\$193.77	\$195.60	\$1.83	0.95%	18
19	800 to 900 kWh	511	11.65%	59.40%	848	\$233.18	\$235.39	\$2.21	0.95%	19
20	900 to 1000 kWh	445	10.14%	69.55%	950	\$272.82	\$275.40	\$2.58	0.95%	20
21	1000 to 1500 kWh	991	22.59%	92.14%	1196	\$372.40	\$375.93	\$3.53	0.95%	21
22	1500 to 2000 kWh	215	4.90%	97.04%	1689	\$571.27	\$576.35	\$5.08	0.89%	22
23	2000 to 3000 kWh	85	1.94%	98.97%	2305	\$844.49	\$825.22	(\$19.27)	-2.28%	23
24	> 3000 kWh	45	1.03%	100.00%	4646	\$1,936.51	\$1,771.62	(\$164.89)	-8.52%	24
25	TOTAL	4387	100.00%	100.00%	912	\$268.58	\$268.69	\$0.11	0.04%	25

Note: DR w/ HUC reflects SDG&E's residential tiered rate schedule (Schedule DR) effective November 1, 2018 (AL 3290-E). DR w/o HUC is SDG&E's proposal to eliminate the HUC Charge.

Declaration of Cynthia Fang  
November 30, 2018

APPENDIX C – ATTACHMENT E  
ILLUSTRATIVE HUC CUSTOMERS BY MONTH  
SAN DIEGO GAS AND ELECTRIC COMPANY  
PETITION FOR MODIFICATION OF D.15-07-001 AND D.17-07-006

**Typical Monthly Residential Energy Charges at DR w/ HUC and DR w/o HUC  
Inland Customers  
Non-CARE, May, Basic**

Line										Line
No.	Energy kWh	Number of Customers	% of Customers	% of Customers Cumulative	Avg kWh for the Range	DR w/ HUC (\$)	DR w/o HUC (\$)	CHANGE (\$)	CHANGE (%)	No.
1	< 25 kWh	19	0.07%	0.07%	-61	\$10.21	\$10.21	\$0.00	0.00%	1
2	25 to 50 kWh	14	0.05%	0.12%	38	\$10.34	\$10.36	\$0.02	0.21%	2
3	50 to 75 kWh	35	0.13%	0.24%	63	\$14.46	\$14.59	\$0.13	0.95%	3
4	75 to 100 kWh	50	0.18%	0.42%	89	\$20.47	\$20.66	\$0.19	0.95%	4
5	100 to 125 kWh	45	0.16%	0.58%	113	\$25.94	\$26.18	\$0.24	0.94%	5
6	125 to 150 kWh	57	0.20%	0.79%	136	\$31.27	\$31.57	\$0.30	0.94%	6
7	150 to 200 kWh	153	0.55%	1.34%	174	\$40.01	\$40.39	\$0.38	0.95%	7
8	200 to 250 kWh	185	0.66%	2.00%	227	\$52.01	\$52.50	\$0.49	0.94%	8
9	250 to 300 kWh	354	1.27%	3.27%	278	\$63.58	\$64.18	\$0.60	0.95%	9
10	300 to 350 kWh	602	2.16%	5.43%	327	\$74.78	\$75.49	\$0.71	0.94%	10
11	350 to 400 kWh	976	3.50%	8.93%	376	\$86.26	\$87.07	\$0.81	0.94%	11
12	400 to 450 kWh	1476	5.29%	14.22%	426	\$103.95	\$104.93	\$0.98	0.94%	12
13	450 to 500 kWh	1843	6.61%	20.83%	476	\$123.83	\$125.00	\$1.17	0.94%	13
14	500 to 550 kWh	2083	7.47%	28.30%	525	\$143.39	\$144.74	\$1.35	0.94%	14
15	550 to 600 kWh	2208	7.92%	36.21%	575	\$163.40	\$164.94	\$1.54	0.94%	15
16	600 to 650 kWh	2140	7.67%	43.89%	625	\$183.69	\$185.42	\$1.73	0.94%	16
17	650 to 700 kWh	2145	7.69%	51.58%	675	\$203.67	\$205.59	\$1.92	0.94%	17
18	700 to 800 kWh	3574	12.82%	64.39%	748	\$232.64	\$234.84	\$2.20	0.95%	18
19	800 to 900 kWh	2666	9.56%	73.95%	846	\$272.28	\$274.85	\$2.57	0.95%	19
20	900 to 1000 kWh	1955	7.01%	80.96%	947	\$312.43	\$315.38	\$2.95	0.95%	20
21	1000 to 1500 kWh	3395	12.17%	93.13%	1175	\$407.16	\$407.69	\$0.53	0.13%	21
22	1500 to 2000 kWh	757	2.71%	95.85%	1706	\$650.74	\$622.65	(\$28.09)	-4.32%	22
23	2000 to 3000 kWh	447	1.60%	97.45%	2425	\$985.31	\$912.63	(\$72.68)	-7.38%	23
24	> 3000 kWh	710	2.55%	100.00%	6212	\$2,752.68	\$2,444.31	(\$308.37)	-11.20%	24
25	TOTAL	27889	100.00%	100.00%	895	\$304.11	\$295.82	(\$8.29)	-2.73%	25

Note: DR w/ HUC reflects SDG&E’s residential tiered rate schedule (Schedule DR) effective November 1, 2018 (AL 3290-E). DR w/o HUC is SDG&E’s proposal to eliminate the HUC Charge.

Declaration of Cynthia Fang  
November 30, 2018

APPENDIX C – ATTACHMENT E  
ILLUSTRATIVE HUC CUSTOMERS BY MONTH  
SAN DIEGO GAS AND ELECTRIC COMPANY  
PETITION FOR MODIFICATION OF D.15-07-001 AND D.17-07-006

**Typical Monthly Residential Energy Charges at DR w/ HUC and DR w/o HUC  
Inland Customers  
Non-CARE, May, All Electric**

Line										Line
No.	Energy kWh	Number of Customers	% of Customers	% of Customers Cumulative	Avg kWh for the Range	DR w/ HUC (\$)	DR w/o HUC (\$)	CHANGE (\$)	CHANGE (%)	No.
1	< 25 kWh	5	0.11%	0.11%	-232	\$19.62	\$19.62	\$0.00	0.00%	1
2	25 to 50 kWh	4	0.09%	0.21%	42	\$9.50	\$9.54	\$0.04	0.42%	2
3	50 to 75 kWh	10	0.23%	0.43%	66	\$15.28	\$15.42	\$0.14	0.95%	3
4	75 to 100 kWh	11	0.25%	0.68%	91	\$20.86	\$21.06	\$0.20	0.95%	4
5	100 to 125 kWh	12	0.27%	0.96%	114	\$26.10	\$26.34	\$0.24	0.94%	5
6	125 to 150 kWh	8	0.18%	1.14%	137	\$31.51	\$31.81	\$0.30	0.95%	6
7	150 to 200 kWh	14	0.32%	1.46%	181	\$41.45	\$41.84	\$0.39	0.94%	7
8	200 to 250 kWh	32	0.73%	2.19%	225	\$51.53	\$52.01	\$0.48	0.95%	8
9	250 to 300 kWh	36	0.82%	3.01%	273	\$61.23	\$61.81	\$0.58	0.95%	9
10	300 to 350 kWh	71	1.62%	4.63%	329	\$75.34	\$76.05	\$0.71	0.94%	10
11	350 to 400 kWh	77	1.76%	6.38%	377	\$85.13	\$85.94	\$0.81	0.94%	11
12	400 to 450 kWh	111	2.53%	8.91%	425	\$96.26	\$97.17	\$0.91	0.95%	12
13	450 to 500 kWh	156	3.56%	12.47%	473	\$108.42	\$109.44	\$1.02	0.94%	13
14	500 to 550 kWh	169	3.85%	16.32%	528	\$120.40	\$121.53	\$1.13	0.94%	14
15	550 to 600 kWh	189	4.31%	20.63%	574	\$130.82	\$132.05	\$1.23	0.94%	15
16	600 to 650 kWh	244	5.56%	26.19%	627	\$143.23	\$144.57	\$1.34	0.94%	16
17	650 to 700 kWh	249	5.68%	31.87%	675	\$160.30	\$161.80	\$1.50	0.94%	17
18	700 to 800 kWh	548	12.49%	44.36%	751	\$191.05	\$192.84	\$1.79	0.94%	18
19	800 to 900 kWh	507	11.56%	55.91%	851	\$231.10	\$233.27	\$2.17	0.94%	19
20	900 to 1000 kWh	435	9.92%	65.83%	948	\$268.53	\$271.06	\$2.53	0.94%	20
21	1000 to 1500 kWh	1126	25.67%	91.50%	1196	\$368.10	\$371.57	\$3.47	0.94%	21
22	1500 to 2000 kWh	230	5.24%	96.74%	1694	\$569.36	\$574.70	\$5.34	0.94%	22
23	2000 to 3000 kWh	99	2.26%	99.00%	2348	\$856.57	\$838.82	(\$17.75)	-2.07%	23
24	> 3000 kWh	44	1.00%	100.00%	4777	\$1,989.59	\$1,820.76	(\$168.83)	-8.49%	24
25	TOTAL	4387	100.00%	100.00%	946	\$278.42	\$278.57	\$0.15	0.06%	25

Note: DR w/ HUC reflects SDG&E’s residential tiered rate schedule (Schedule DR) effective November 1, 2018 (AL 3290-E). DR w/o HUC is SDG&E’s proposal to eliminate the HUC Charge.

Declaration of Cynthia Fang  
November 30, 2018

APPENDIX C – ATTACHMENT E  
ILLUSTRATIVE HUC CUSTOMERS BY MONTH  
SAN DIEGO GAS AND ELECTRIC COMPANY  
PETITION FOR MODIFICATION OF D.15-07-001 AND D.17-07-006

**Typical Monthly Residential Energy Charges at DR w/ HUC and DR w/o HUC  
Inland Customers  
Non-CARE, June, Basic**

Line No.	Energy kWh	Number of Customers	% of Customers	% of Customers Cumulative	Avg kWh for the Range	DR w/ HUC (\$)	DR w/o HUC (\$)	CHANGE (\$)	CHANGE (%)	Line No.
1	< 25 kWh	16	0.06%	0.06%	-65	\$9.92	\$9.92	\$0.00	0.00%	1
2	25 to 50 kWh	19	0.07%	0.13%	36	\$10.80	\$10.84	\$0.04	0.38%	2
3	50 to 75 kWh	25	0.09%	0.22%	62	\$16.97	\$17.11	\$0.14	0.81%	3
4	75 to 100 kWh	17	0.06%	0.28%	89	\$24.08	\$24.28	\$0.20	0.81%	4
5	100 to 125 kWh	42	0.15%	0.43%	112	\$30.25	\$30.50	\$0.25	0.81%	5
6	125 to 150 kWh	56	0.20%	0.63%	136	\$36.92	\$37.21	\$0.29	0.80%	6
7	150 to 200 kWh	100	0.36%	0.99%	173	\$46.84	\$47.22	\$0.38	0.81%	7
8	200 to 250 kWh	135	0.48%	1.47%	228	\$61.48	\$61.98	\$0.50	0.81%	8
9	250 to 300 kWh	185	0.66%	2.13%	276	\$74.60	\$75.20	\$0.60	0.81%	9
10	300 to 350 kWh	297	1.07%	3.20%	327	\$88.15	\$88.86	\$0.71	0.80%	10
11	350 to 400 kWh	483	1.73%	4.93%	376	\$101.40	\$102.21	\$0.81	0.80%	11
12	400 to 450 kWh	689	2.47%	7.40%	426	\$118.91	\$119.86	\$0.95	0.80%	12
13	450 to 500 kWh	979	3.51%	10.91%	476	\$142.25	\$143.38	\$1.13	0.80%	13
14	500 to 550 kWh	1234	4.43%	15.34%	526	\$165.77	\$167.09	\$1.32	0.80%	14
15	550 to 600 kWh	1377	4.94%	20.27%	576	\$189.56	\$191.07	\$1.51	0.80%	15
16	600 to 650 kWh	1733	6.21%	26.49%	626	\$213.17	\$214.87	\$1.70	0.80%	16
17	650 to 700 kWh	1879	6.74%	33.23%	675	\$235.71	\$237.60	\$1.89	0.80%	17
18	700 to 800 kWh	4007	14.37%	47.59%	750	\$271.24	\$273.41	\$2.17	0.80%	18
19	800 to 900 kWh	3655	13.11%	60.70%	848	\$317.34	\$319.88	\$2.54	0.80%	19
20	900 to 1000 kWh	2954	10.59%	71.29%	948	\$364.17	\$367.09	\$2.92	0.80%	20
21	1000 to 1500 kWh	5574	19.99%	91.28%	1170	\$471.71	\$473.29	\$1.58	0.34%	21
22	1500 to 2000 kWh	1081	3.88%	95.15%	1695	\$752.19	\$723.15	(\$29.04)	-3.86%	22
23	2000 to 3000 kWh	590	2.12%	97.27%	2381	\$1,129.80	\$1,049.97	(\$79.83)	-7.07%	23
24	> 3000 kWh	762	2.73%	100.00%	6364	\$3,317.86	\$2,943.50	(\$374.36)	-11.28%	24
25	TOTAL	27889	100.00%	100.00%	1021	\$414.69	\$403.38	(\$11.31)	-2.73%	25

Note: DR w/ HUC reflects SDG&E’s residential tiered rate schedule (Schedule DR) effective November 1, 2018 (AL 3290-E). DR w/o HUC is SDG&E’s proposal to eliminate the HUC Charge.

Declaration of Cynthia Fang  
November 30, 2018

APPENDIX C – ATTACHMENT E  
ILLUSTRATIVE HUC CUSTOMERS BY MONTH  
SAN DIEGO GAS AND ELECTRIC COMPANY  
PETITION FOR MODIFICATION OF D.15-07-001 AND D.17-07-006

**Typical Monthly Residential Energy Charges at DR w/ HUC and DR w/o HUC  
Inland Customers  
Non-CARE, June, All Electric**

Line No.	Energy kWh	Number of Customers	% of Customers	% of Customers Cumulative	Avg kWh for the Range	DR w/ HUC (\$)	DR w/o HUC (\$)	CHANGE (\$)	CHANGE (%)	Line No.
1	< 25 kWh	3	0.07%	0.07%	-962	\$16.91	\$16.91	\$0.00	0.00%	1
2	25 to 50 kWh	4	0.09%	0.16%	42	\$10.34	\$10.41	\$0.07	0.63%	2
3	50 to 75 kWh	11	0.25%	0.41%	64	\$17.42	\$17.56	\$0.14	0.81%	3
4	75 to 100 kWh	6	0.14%	0.55%	88	\$23.89	\$24.09	\$0.20	0.81%	4
5	100 to 125 kWh	7	0.16%	0.71%	116	\$31.26	\$31.51	\$0.25	0.80%	5
6	125 to 150 kWh	8	0.18%	0.89%	142	\$38.40	\$38.72	\$0.32	0.81%	6
7	150 to 200 kWh	18	0.41%	1.30%	176	\$47.61	\$47.99	\$0.38	0.81%	7
8	200 to 250 kWh	20	0.46%	1.76%	228	\$61.63	\$62.13	\$0.50	0.81%	8
9	250 to 300 kWh	37	0.84%	2.60%	279	\$75.42	\$76.02	\$0.60	0.81%	9
10	300 to 350 kWh	30	0.68%	3.28%	323	\$87.25	\$87.95	\$0.70	0.81%	10
11	350 to 400 kWh	49	1.12%	4.40%	375	\$100.64	\$101.45	\$0.81	0.81%	11
12	400 to 450 kWh	66	1.50%	5.90%	426	\$120.80	\$121.77	\$0.97	0.81%	12
13	450 to 500 kWh	87	1.98%	7.89%	477	\$144.98	\$146.15	\$1.17	0.81%	13
14	500 to 550 kWh	91	2.07%	9.96%	529	\$168.52	\$169.88	\$1.36	0.81%	14
15	550 to 600 kWh	120	2.74%	12.70%	578	\$191.50	\$193.04	\$1.54	0.81%	15
16	600 to 650 kWh	180	4.10%	16.80%	625	\$215.15	\$216.89	\$1.74	0.81%	16
17	650 to 700 kWh	220	5.02%	21.81%	675	\$237.10	\$239.01	\$1.91	0.81%	17
18	700 to 800 kWh	471	10.74%	32.55%	752	\$273.98	\$276.19	\$2.21	0.81%	18
19	800 to 900 kWh	610	13.91%	46.45%	851	\$320.21	\$322.79	\$2.58	0.81%	19
20	900 to 1000 kWh	554	12.63%	59.08%	951	\$367.66	\$370.62	\$2.96	0.81%	20
21	1000 to 1500 kWh	1374	31.32%	90.40%	1186	\$482.58	\$482.82	\$0.24	0.05%	21
22	1500 to 2000 kWh	257	5.86%	96.26%	1699	\$760.40	\$728.25	(\$32.15)	-4.23%	22
23	2000 to 3000 kWh	113	2.58%	98.84%	2363	\$1,124.98	\$1,043.74	(\$81.24)	-7.22%	23
24	> 3000 kWh	51	1.16%	100.00%	4493	\$2,296.01	\$2,057.10	(\$238.91)	-10.41%	24
25	TOTAL	4387	100.00%	100.00%	1016	\$408.92	\$403.51	(\$5.41)	-1.32%	25

Note: DR w/ HUC reflects SDG&E's residential tiered rate schedule (Schedule DR) effective November 1, 2018 (AL 3290-E). DR w/o HUC is SDG&E's proposal to eliminate the HUC Charge.

Declaration of Cynthia Fang  
November 30, 2018

APPENDIX C – ATTACHMENT E  
ILLUSTRATIVE HUC CUSTOMERS BY MONTH  
SAN DIEGO GAS AND ELECTRIC COMPANY  
PETITION FOR MODIFICATION OF D.15-07-001 AND D.17-07-006

**Typical Monthly Residential Energy Charges at DR w/ HUC and DR w/o HUC  
Inland Customers  
Non-CARE, July, Basic**

Line No.	Energy kWh	Number of Customers	% of Customers	% of Customers Cumulative	Avg kWh for the Range	DR w/ HUC (\$)	DR w/o HUC (\$)	CHANGE (\$)	CHANGE (%)	Line No.
1	< 25 kWh	14	0.05%	0.05%	7	\$10.21	\$10.21	\$0.00	0.00%	1
2	25 to 50 kWh	17	0.06%	0.11%	39	\$11.39	\$11.45	\$0.06	0.56%	2
3	50 to 75 kWh	13	0.05%	0.16%	61	\$16.63	\$16.77	\$0.14	0.82%	3
4	75 to 100 kWh	13	0.05%	0.21%	89	\$24.15	\$24.35	\$0.20	0.80%	4
5	100 to 125 kWh	16	0.06%	0.26%	114	\$30.84	\$31.09	\$0.25	0.81%	5
6	125 to 150 kWh	21	0.08%	0.34%	141	\$38.00	\$38.30	\$0.30	0.81%	6
7	150 to 200 kWh	47	0.17%	0.51%	176	\$47.62	\$48.01	\$0.39	0.81%	7
8	200 to 250 kWh	45	0.16%	0.67%	228	\$61.45	\$61.95	\$0.50	0.81%	8
9	250 to 300 kWh	51	0.18%	0.85%	278	\$75.05	\$75.65	\$0.60	0.81%	9
10	300 to 350 kWh	57	0.20%	1.05%	324	\$87.58	\$88.28	\$0.70	0.81%	10
11	350 to 400 kWh	57	0.20%	1.26%	381	\$103.08	\$103.90	\$0.82	0.80%	11
12	400 to 450 kWh	71	0.26%	1.51%	424	\$116.18	\$117.12	\$0.94	0.81%	12
13	450 to 500 kWh	86	0.31%	1.82%	475	\$139.78	\$140.91	\$1.13	0.81%	13
14	500 to 550 kWh	93	0.33%	2.15%	524	\$162.77	\$164.08	\$1.31	0.81%	14
15	550 to 600 kWh	112	0.40%	2.56%	575	\$186.85	\$188.36	\$1.51	0.81%	15
16	600 to 650 kWh	121	0.43%	2.99%	626	\$210.70	\$212.40	\$1.70	0.81%	16
17	650 to 700 kWh	136	0.49%	3.48%	676	\$234.43	\$236.31	\$1.88	0.81%	17
18	700 to 800 kWh	346	1.24%	4.72%	752	\$270.11	\$272.29	\$2.18	0.80%	18
19	800 to 900 kWh	452	1.62%	6.34%	853	\$317.73	\$320.29	\$2.56	0.80%	19
20	900 to 1000 kWh	624	2.24%	8.58%	950	\$363.95	\$366.87	\$2.92	0.80%	20
21	1000 to 1500 kWh	13437	48.18%	56.76%	1314	\$538.76	\$538.06	(\$0.70)	-0.13%	21
22	1500 to 2000 kWh	8091	29.01%	85.77%	1690	\$742.29	\$716.77	(\$25.52)	-3.44%	22
23	2000 to 3000 kWh	2744	9.84%	95.61%	2337	\$1,098.50	\$1,025.12	(\$73.38)	-6.68%	23
24	> 3000 kWh	1225	4.39%	100.00%	5995	\$3,109.06	\$2,765.17	(\$343.89)	-11.06%	24
25	TOTAL	27889	100.00%	100.00%	1676	\$741.07	\$711.18	(\$29.89)	-4.03%	25

Note: DR w/ HUC reflects SDG&E's residential tiered rate schedule (Schedule DR) effective November 1, 2018 (AL 3290-E). DR w/o HUC is SDG&E's proposal to eliminate the HUC Charge.

APPENDIX C – ATTACHMENT E  
ILLUSTRATIVE HUC CUSTOMERS BY MONTH  
SAN DIEGO GAS AND ELECTRIC COMPANY  
PETITION FOR MODIFICATION OF D.15-07-001 AND D.17-07-006

**Typical Monthly Residential Energy Charges at DR w/ HUC and DR w/o HUC  
Inland Customers  
Non-CARE, July, All Electric**

Line										Line
No.	Energy kWh	Number of Customers	% of Customers	% of Customers Cumulative	Avg kWh for the Range	DR w/ HUC (\$)	DR w/o HUC (\$)	CHANGE (\$)	CHANGE (%)	No.
1	< 25 kWh	2	0.05%	0.05%	-568	\$26.66	\$26.66	\$0.00	0.00%	1
2	25 to 50 kWh	4	0.09%	0.14%	37	\$10.84	\$10.89	\$0.05	0.44%	2
3	50 to 75 kWh	5	0.11%	0.25%	66	\$17.90	\$18.04	\$0.14	0.81%	3
4	75 to 100 kWh	4	0.09%	0.34%	88	\$23.79	\$23.98	\$0.19	0.80%	4
5	100 to 125 kWh	3	0.07%	0.41%	108	\$29.28	\$29.52	\$0.24	0.81%	5
6	125 to 150 kWh	3	0.07%	0.48%	135	\$36.56	\$36.86	\$0.30	0.81%	6
7	150 to 200 kWh	8	0.18%	0.66%	182	\$49.19	\$49.58	\$0.39	0.81%	7
8	200 to 250 kWh	6	0.14%	0.80%	229	\$61.94	\$62.44	\$0.50	0.80%	8
9	250 to 300 kWh	17	0.39%	1.19%	276	\$74.54	\$75.14	\$0.60	0.80%	9
10	300 to 350 kWh	9	0.21%	1.39%	329	\$88.88	\$89.59	\$0.71	0.81%	10
11	350 to 400 kWh	12	0.27%	1.66%	375	\$101.18	\$101.99	\$0.81	0.81%	11
12	400 to 450 kWh	14	0.32%	1.98%	424	\$117.90	\$118.85	\$0.95	0.81%	12
13	450 to 500 kWh	12	0.27%	2.26%	461	\$135.60	\$136.69	\$1.09	0.80%	13
14	500 to 550 kWh	16	0.37%	2.62%	526	\$166.13	\$167.46	\$1.33	0.80%	14
15	550 to 600 kWh	20	0.46%	3.08%	574	\$188.94	\$190.46	\$1.52	0.80%	15
16	600 to 650 kWh	13	0.30%	3.37%	628	\$214.23	\$215.95	\$1.72	0.80%	16
17	650 to 700 kWh	28	0.64%	4.01%	676	\$237.05	\$238.95	\$1.90	0.80%	17
18	700 to 800 kWh	59	1.35%	5.36%	752	\$272.70	\$274.89	\$2.19	0.80%	18
19	800 to 900 kWh	67	1.53%	6.88%	847	\$317.57	\$320.12	\$2.55	0.80%	19
20	900 to 1000 kWh	83	1.89%	8.78%	952	\$365.62	\$368.55	\$2.93	0.80%	20
21	1000 to 1500 kWh	2131	48.58%	57.35%	1314	\$541.74	\$539.38	(\$2.36)	-0.44%	21
22	1500 to 2000 kWh	1193	27.19%	84.55%	1695	\$748.83	\$720.22	(\$28.61)	-3.82%	22
23	2000 to 3000 kWh	536	12.22%	96.76%	2339	\$1,105.81	\$1,029.40	(\$76.41)	-6.91%	23
24	> 3000 kWh	142	3.24%	100.00%	4088	\$2,067.65	\$1,861.80	(\$205.85)	-9.96%	24
25	TOTAL	4387	100.00%	100.00%	1575	\$689.65	\$664.89	(\$24.76)	-3.59%	25

Note: DR w/ HUC reflects SDG&E's residential tiered rate schedule (Schedule DR) effective November 1, 2018 (AL 3290-E). DR w/o HUC is SDG&E's proposal to eliminate the HUC Charge.

APPENDIX C – ATTACHMENT E  
 ILLUSTRATIVE HUC CUSTOMERS BY MONTH  
 SAN DIEGO GAS AND ELECTRIC COMPANY  
 PETITION FOR MODIFICATION OF D.15-07-001 AND D.17-07-006

**Typical Monthly Residential Energy Charges at DR w/ HUC and DR w/o HUC  
 Inland Customers  
 Non-CARE, August, Basic**

Line										Line
No.	Energy kWh	Number of Customers	% of Customers	% of Customers Cumulative	Avg kWh for the Range	DR w/ HUC (\$)	DR w/o HUC (\$)	CHANGE (\$)	CHANGE (%)	No.
1	< 25 kWh	19	0.07%	0.07%	-13	\$10.26	\$10.26	\$0.00	0.00%	1
2	25 to 50 kWh	8	0.03%	0.10%	38	\$11.11	\$11.17	\$0.06	0.53%	2
3	50 to 75 kWh	8	0.03%	0.13%	62	\$16.91	\$17.05	\$0.14	0.81%	3
4	75 to 100 kWh	17	0.06%	0.19%	88	\$23.94	\$24.13	\$0.19	0.80%	4
5	100 to 125 kWh	20	0.07%	0.26%	109	\$29.63	\$29.87	\$0.24	0.81%	5
6	125 to 150 kWh	14	0.05%	0.31%	137	\$37.09	\$37.39	\$0.30	0.80%	6
7	150 to 200 kWh	37	0.13%	0.44%	173	\$46.83	\$47.21	\$0.38	0.81%	7
8	200 to 250 kWh	37	0.13%	0.58%	230	\$62.01	\$62.51	\$0.50	0.81%	8
9	250 to 300 kWh	37	0.13%	0.71%	278	\$75.02	\$75.63	\$0.61	0.81%	9
10	300 to 350 kWh	46	0.17%	0.87%	322	\$87.03	\$87.73	\$0.70	0.81%	10
11	350 to 400 kWh	48	0.17%	1.05%	379	\$102.23	\$103.05	\$0.82	0.81%	11
12	400 to 450 kWh	65	0.23%	1.28%	427	\$117.52	\$118.47	\$0.95	0.81%	12
13	450 to 500 kWh	74	0.27%	1.54%	475	\$139.79	\$140.92	\$1.13	0.81%	13
14	500 to 550 kWh	95	0.34%	1.88%	526	\$163.66	\$164.97	\$1.31	0.81%	14
15	550 to 600 kWh	97	0.35%	2.23%	576	\$187.24	\$188.75	\$1.51	0.81%	15
16	600 to 650 kWh	111	0.40%	2.63%	625	\$209.92	\$211.61	\$1.69	0.81%	16
17	650 to 700 kWh	132	0.47%	3.10%	675	\$233.58	\$235.45	\$1.87	0.80%	17
18	700 to 800 kWh	306	1.10%	4.20%	754	\$269.87	\$272.04	\$2.17	0.80%	18
19	800 to 900 kWh	479	1.72%	5.92%	854	\$317.72	\$320.27	\$2.55	0.80%	19
20	900 to 1000 kWh	675	2.42%	8.34%	954	\$365.39	\$368.33	\$2.94	0.80%	20
21	1000 to 1500 kWh	13664	48.99%	57.33%	1312	\$537.83	\$537.25	(\$0.58)	-0.11%	21
22	1500 to 2000 kWh	7872	28.23%	85.56%	1694	\$744.27	\$718.48	(\$25.79)	-3.47%	22
23	2000 to 3000 kWh	2760	9.90%	95.45%	2333	\$1,096.36	\$1,023.28	(\$73.08)	-6.67%	23
24	> 3000 kWh	1268	4.55%	100.00%	6023	\$3,125.31	\$2,779.17	(\$346.14)	-11.08%	24
25	TOTAL	27889	100.00%	100.00%	1685	\$745.87	\$715.51	(\$30.36)	-4.07%	25

Note: DR w/ HUC reflects SDG&E's residential tiered rate schedule (Schedule DR) effective November 1, 2018 (AL 3290-E). DR w/o HUC is SDG&E's proposal to eliminate the HUC Charge.

Declaration of Cynthia Fang  
 November 30, 2018



APPENDIX C – ATTACHMENT E  
ILLUSTRATIVE HUC CUSTOMERS BY MONTH  
SAN DIEGO GAS AND ELECTRIC COMPANY  
PETITION FOR MODIFICATION OF D.15-07-001 AND D.17-07-006

**Typical Monthly Residential Energy Charges at DR w/ HUC and DR w/o HUC  
Inland Customers  
Non-CARE, August, All Electric**

Line No.	Energy kWh	Number of Customers	% of Customers	% of Customers Cumulative	Avg kWh for the Range	DR w/ HUC (\$)	DR w/o HUC (\$)	CHANGE (\$)	CHANGE (%)	Line No.
1	< 25 kWh	6	0.14%	0.14%	-248	\$15.80	\$15.80	\$0.00	0.00%	1
2	25 to 50 kWh	1	0.02%	0.16%	44	\$11.86	\$11.95	\$0.09	0.76%	2
3	50 to 75 kWh	2	0.05%	0.21%	69	\$18.73	\$18.88	\$0.15	0.80%	3
4	75 to 100 kWh	6	0.14%	0.34%	89	\$24.12	\$24.31	\$0.19	0.80%	4
5	100 to 125 kWh	3	0.07%	0.41%	118	\$31.89	\$32.15	\$0.26	0.81%	5
6	125 to 150 kWh	1	0.02%	0.43%	130	\$35.04	\$35.32	\$0.28	0.80%	6
7	150 to 200 kWh	9	0.21%	0.64%	172	\$46.60	\$46.97	\$0.37	0.80%	7
8	200 to 250 kWh	6	0.14%	0.78%	230	\$61.99	\$62.49	\$0.50	0.81%	8
9	250 to 300 kWh	12	0.27%	1.05%	267	\$72.17	\$72.75	\$0.58	0.80%	9
10	300 to 350 kWh	18	0.41%	1.46%	327	\$88.26	\$88.97	\$0.71	0.81%	10
11	350 to 400 kWh	12	0.27%	1.73%	378	\$98.54	\$99.33	\$0.79	0.81%	11
12	400 to 450 kWh	22	0.50%	2.24%	429	\$118.40	\$119.35	\$0.95	0.80%	12
13	450 to 500 kWh	15	0.34%	2.58%	476	\$142.66	\$143.81	\$1.15	0.80%	13
14	500 to 550 kWh	15	0.34%	2.92%	524	\$165.03	\$166.35	\$1.32	0.80%	14
15	550 to 600 kWh	32	0.73%	3.65%	578	\$190.72	\$192.25	\$1.53	0.80%	15
16	600 to 650 kWh	24	0.55%	4.20%	624	\$212.15	\$213.85	\$1.70	0.80%	16
17	650 to 700 kWh	29	0.66%	4.86%	680	\$238.82	\$240.74	\$1.92	0.80%	17
18	700 to 800 kWh	66	1.50%	6.36%	754	\$273.63	\$275.83	\$2.20	0.80%	18
19	800 to 900 kWh	102	2.33%	8.69%	852	\$319.93	\$322.50	\$2.57	0.80%	19
20	900 to 1000 kWh	126	2.87%	11.56%	952	\$365.99	\$368.93	\$2.94	0.80%	20
21	1000 to 1500 kWh	2232	50.88%	62.44%	1285	\$527.46	\$526.20	(\$1.26)	-0.24%	21
22	1500 to 2000 kWh	1068	24.35%	86.78%	1697	\$748.37	\$719.68	(\$28.69)	-3.83%	22
23	2000 to 3000 kWh	444	10.12%	96.90%	2331	\$1,102.02	\$1,026.18	(\$75.84)	-6.88%	23
24	> 3000 kWh	136	3.10%	100.00%	4142	\$2,097.27	\$1,887.43	(\$209.84)	-10.01%	24
25	TOTAL	4387	100.00%	100.00%	1511	\$656.04	\$634.47	(\$21.57)	-3.29%	25

Note: DR w/ HUC reflects SDG&E's residential tiered rate schedule (Schedule DR) effective November 1, 2018 (AL 3290-E). DR w/o HUC is SDG&E's proposal to eliminate the HUC Charge.

Declaration of Cynthia Fang  
November 30, 2018

APPENDIX C – ATTACHMENT E  
ILLUSTRATIVE HUC CUSTOMERS BY MONTH  
SAN DIEGO GAS AND ELECTRIC COMPANY  
PETITION FOR MODIFICATION OF D.15-07-001 AND D.17-07-006

**Typical Monthly Residential Energy Charges at DR w/ HUC and DR w/o HUC  
Inland Customers  
Non-CARE, September, Basic**

Line No.	Energy kWh	Number of Customers	% of Customers	% of Customers Cumulative	Avg kWh for the Range	DR w/ HUC (\$)	DR w/o HUC (\$)	CHANGE (\$)	CHANGE (%)	Line No.
1	< 25 kWh	16	0.06%	0.06%	-11	\$9.88	\$9.88	\$0.00	0.00%	1
2	25 to 50 kWh	29	0.10%	0.16%	37	\$10.98	\$11.03	\$0.05	0.46%	2
3	50 to 75 kWh	26	0.09%	0.25%	62	\$16.73	\$16.86	\$0.13	0.80%	3
4	75 to 100 kWh	27	0.10%	0.35%	90	\$24.40	\$24.59	\$0.19	0.81%	4
5	100 to 125 kWh	41	0.15%	0.50%	112	\$30.32	\$30.57	\$0.25	0.81%	5
6	125 to 150 kWh	35	0.13%	0.62%	140	\$37.75	\$38.06	\$0.31	0.80%	6
7	150 to 200 kWh	95	0.34%	0.96%	176	\$47.61	\$47.99	\$0.38	0.80%	7
8	200 to 250 kWh	96	0.34%	1.31%	223	\$60.32	\$60.81	\$0.49	0.81%	8
9	250 to 300 kWh	122	0.44%	1.75%	276	\$74.08	\$74.67	\$0.59	0.81%	9
10	300 to 350 kWh	141	0.51%	2.25%	327	\$87.97	\$88.68	\$0.71	0.80%	10
11	350 to 400 kWh	168	0.60%	2.85%	376	\$100.94	\$101.74	\$0.80	0.80%	11
12	400 to 450 kWh	195	0.70%	3.55%	425	\$117.85	\$118.79	\$0.94	0.80%	12
13	450 to 500 kWh	288	1.03%	4.59%	475	\$141.49	\$142.62	\$1.13	0.80%	13
14	500 to 550 kWh	338	1.21%	5.80%	526	\$165.11	\$166.43	\$1.32	0.80%	14
15	550 to 600 kWh	448	1.61%	7.40%	576	\$189.30	\$190.81	\$1.51	0.80%	15
16	600 to 650 kWh	568	2.04%	9.44%	626	\$212.90	\$214.60	\$1.70	0.80%	16
17	650 to 700 kWh	723	2.59%	12.03%	677	\$236.97	\$238.86	\$1.89	0.80%	17
18	700 to 800 kWh	2254	8.08%	20.11%	754	\$272.50	\$274.68	\$2.18	0.80%	18
19	800 to 900 kWh	3047	10.93%	31.04%	852	\$319.03	\$321.59	\$2.56	0.80%	19
20	900 to 1000 kWh	3702	13.27%	44.31%	950	\$365.63	\$368.56	\$2.93	0.80%	20
21	1000 to 1500 kWh	11185	40.11%	84.42%	1198	\$485.56	\$486.44	\$0.88	0.18%	21
22	1500 to 2000 kWh	2411	8.65%	93.06%	1690	\$749.55	\$720.88	(\$28.67)	-3.83%	22
23	2000 to 3000 kWh	1037	3.72%	96.78%	2369	\$1,123.26	\$1,044.32	(\$78.94)	-7.03%	23
24	> 3000 kWh	897	3.22%	100.00%	6341	\$3,304.53	\$2,932.02	(\$372.51)	-11.27%	24
25	TOTAL	27889	100.00%	100.00%	1260	\$532.70	\$516.66	(\$16.04)	-3.01%	25

Note: DR w/ HUC reflects SDG&E's residential tiered rate schedule (Schedule DR) effective November 1, 2018 (AL 3290-E). DR w/o HUC is SDG&E's proposal to eliminate the HUC Charge.

Declaration of Cynthia Fang  
November 30, 2018

APPENDIX C – ATTACHMENT E  
ILLUSTRATIVE HUC CUSTOMERS BY MONTH  
SAN DIEGO GAS AND ELECTRIC COMPANY  
PETITION FOR MODIFICATION OF D.15-07-001 AND D.17-07-006

**Typical Monthly Residential Energy Charges at DR w/ HUC and DR w/o HUC  
Inland Customers  
Non-CARE, September, All Electric**

Line										Line
No.	Energy kWh	Number of Customers	% of Customers	% of Customers Cumulative	Avg kWh for the Range	DR w/ HUC (\$)	DR w/o HUC (\$)	CHANGE (\$)	CHANGE (%)	No.
1	< 25 kWh	5	0.11%	0.11%	14	\$9.88	\$9.88	\$0.00	0.00%	1
2	25 to 50 kWh	4	0.09%	0.21%	40	\$11.17	\$11.24	\$0.07	0.63%	2
3	50 to 75 kWh	1	0.02%	0.23%	74	\$19.94	\$20.10	\$0.16	0.80%	3
4	75 to 100 kWh	7	0.16%	0.39%	84	\$22.83	\$23.01	\$0.18	0.81%	4
5	100 to 125 kWh	12	0.27%	0.66%	113	\$30.57	\$30.81	\$0.24	0.81%	5
6	125 to 150 kWh	14	0.32%	0.98%	137	\$37.02	\$37.32	\$0.30	0.81%	6
7	150 to 200 kWh	13	0.30%	1.28%	181	\$48.94	\$49.34	\$0.40	0.81%	7
8	200 to 250 kWh	18	0.41%	1.69%	228	\$61.61	\$62.11	\$0.50	0.81%	8
9	250 to 300 kWh	26	0.59%	2.28%	276	\$72.43	\$73.02	\$0.59	0.81%	9
10	300 to 350 kWh	30	0.68%	2.96%	322	\$84.87	\$85.55	\$0.68	0.81%	10
11	350 to 400 kWh	40	0.91%	3.88%	377	\$99.74	\$100.55	\$0.81	0.81%	11
12	400 to 450 kWh	41	0.94%	4.81%	423	\$119.10	\$120.06	\$0.96	0.81%	12
13	450 to 500 kWh	62	1.41%	6.22%	477	\$144.48	\$145.65	\$1.17	0.81%	13
14	500 to 550 kWh	51	1.16%	7.39%	526	\$168.47	\$169.83	\$1.36	0.81%	14
15	550 to 600 kWh	56	1.28%	8.66%	575	\$191.83	\$193.38	\$1.55	0.81%	15
16	600 to 650 kWh	92	2.10%	10.76%	626	\$214.13	\$215.85	\$1.72	0.81%	16
17	650 to 700 kWh	99	2.26%	13.02%	675	\$237.30	\$239.21	\$1.91	0.81%	17
18	700 to 800 kWh	284	6.47%	19.49%	752	\$273.25	\$275.45	\$2.20	0.81%	18
19	800 to 900 kWh	434	9.89%	29.38%	854	\$322.24	\$324.83	\$2.59	0.81%	19
20	900 to 1000 kWh	482	10.99%	40.37%	949	\$366.70	\$369.65	\$2.95	0.81%	20
21	1000 to 1500 kWh	1863	42.47%	82.84%	1215	\$496.97	\$496.46	(\$0.51)	-0.10%	21
22	1500 to 2000 kWh	473	10.78%	93.62%	1675	\$746.00	\$715.68	(\$30.32)	-4.07%	22
23	2000 to 3000 kWh	207	4.72%	98.34%	2332	\$1,107.99	\$1,029.05	(\$78.94)	-7.13%	23
24	> 3000 kWh	73	1.66%	100.00%	4349	\$2,216.92	\$1,988.69	(\$228.23)	-10.30%	24
25	TOTAL	4387	100.00%	100.00%	1179	\$490.49	\$480.37	(\$10.12)	-2.06%	25

Note: DR w/ HUC reflects SDG&E’s residential tiered rate schedule (Schedule DR) effective November 1, 2018 (AL 3290-E). DR w/o HUC is SDG&E’s proposal to eliminate the HUC Charge.

Declaration of Cynthia Fang  
November 30, 2018

APPENDIX C – ATTACHMENT E  
 ILLUSTRATIVE HUC CUSTOMERS BY MONTH  
 SAN DIEGO GAS AND ELECTRIC COMPANY  
 PETITION FOR MODIFICATION OF D.15-07-001 AND D.17-07-006

**Typical Monthly Residential Energy Charges at DR w/ HUC and DR w/o HUC  
 Inland Customers  
 Non-CARE, October, Basic**

Line										Line
No.	Energy kWh	Number of Customers	% of Customers	% of Customers Cumulative	Avg kWh for the Range	DR w/ HUC (\$)	DR w/o HUC (\$)	CHANGE (\$)	CHANGE (%)	No.
1	< 25 kWh	20	0.07%	0.07%	-9	\$10.21	\$10.21	\$0.00	0.00%	1
2	25 to 50 kWh	24	0.09%	0.16%	39	\$11.15	\$11.20	\$0.05	0.52%	2
3	50 to 75 kWh	34	0.12%	0.28%	63	\$17.04	\$17.18	\$0.14	0.81%	3
4	75 to 100 kWh	30	0.11%	0.39%	86	\$22.91	\$23.09	\$0.18	0.80%	4
5	100 to 125 kWh	45	0.16%	0.55%	113	\$30.65	\$30.90	\$0.25	0.80%	5
6	125 to 150 kWh	37	0.13%	0.68%	140	\$37.78	\$38.09	\$0.31	0.80%	6
7	150 to 200 kWh	125	0.45%	1.13%	177	\$47.65	\$48.03	\$0.38	0.81%	7
8	200 to 250 kWh	122	0.44%	1.57%	226	\$60.99	\$61.48	\$0.49	0.81%	8
9	250 to 300 kWh	184	0.66%	2.23%	276	\$74.19	\$74.79	\$0.60	0.81%	9
10	300 to 350 kWh	223	0.80%	3.03%	327	\$87.95	\$88.65	\$0.70	0.81%	10
11	350 to 400 kWh	313	1.12%	4.15%	376	\$101.02	\$101.84	\$0.82	0.81%	11
12	400 to 450 kWh	427	1.53%	5.68%	426	\$117.00	\$117.95	\$0.95	0.81%	12
13	450 to 500 kWh	626	2.25%	7.93%	475	\$138.89	\$140.00	\$1.11	0.81%	13
14	500 to 550 kWh	860	3.08%	11.01%	526	\$163.18	\$164.49	\$1.31	0.81%	14
15	550 to 600 kWh	1102	3.95%	14.96%	577	\$186.53	\$188.03	\$1.50	0.81%	15
16	600 to 650 kWh	1335	4.79%	19.75%	625	\$209.64	\$211.32	\$1.68	0.81%	16
17	650 to 700 kWh	1515	5.43%	25.18%	676	\$233.46	\$235.34	\$1.88	0.80%	17
18	700 to 800 kWh	3479	12.47%	37.65%	751	\$268.86	\$271.02	\$2.16	0.80%	18
19	800 to 900 kWh	3636	13.04%	50.69%	849	\$315.44	\$317.97	\$2.53	0.80%	19
20	900 to 1000 kWh	3199	11.47%	62.16%	948	\$362.23	\$365.14	\$2.91	0.80%	20
21	1000 to 1500 kWh	7436	26.66%	88.82%	1185	\$475.68	\$477.75	\$2.07	0.43%	21
22	1500 to 2000 kWh	1509	5.41%	94.23%	1695	\$746.43	\$720.51	(\$25.92)	-3.47%	22
23	2000 to 3000 kWh	758	2.72%	96.95%	2400	\$1,133.34	\$1,055.38	(\$77.96)	-6.88%	23
24	> 3000 kWh	850	3.05%	100.00%	6430	\$3,348.91	\$2,972.70	(\$376.21)	-11.23%	24
25	TOTAL	27889	100.00%	100.00%	1116	\$459.30	\$446.14	(\$13.16)	-2.87%	25

Note: DR w/ HUC reflects SDG&E's residential tiered rate schedule (Schedule DR) effective November 1, 2018 (AL 3290-E). DR w/o HUC is SDG&E's proposal to eliminate the HUC Charge.

APPENDIX C – ATTACHMENT E  
 ILLUSTRATIVE HUC CUSTOMERS BY MONTH  
 SAN DIEGO GAS AND ELECTRIC COMPANY  
 PETITION FOR MODIFICATION OF D.15-07-001 AND D.17-07-006

**Typical Monthly Residential Energy Charges at DR w/ HUC and DR w/o HUC  
 Inland Customers  
 Non-CARE, October, All Electric**

Line No.	Energy kWh	Number of Customers	% of Customers	% of Customers Cumulative	Avg kWh for the Range	DR w/ HUC (\$)	DR w/o HUC (\$)	CHANGE (\$)	CHANGE (%)	Line No.
1	< 25 kWh	5	0.11%	0.11%	5	\$10.20	\$10.20	\$0.00	0.00%	1
2	25 to 50 kWh	2	0.05%	0.16%	42	\$11.32	\$11.41	\$0.09	0.80%	2
3	50 to 75 kWh	6	0.14%	0.30%	64	\$16.19	\$16.33	\$0.14	0.81%	3
4	75 to 100 kWh	9	0.21%	0.50%	88	\$23.96	\$24.15	\$0.19	0.81%	4
5	100 to 125 kWh	14	0.32%	0.82%	111	\$30.12	\$30.37	\$0.25	0.81%	5
6	125 to 150 kWh	7	0.16%	0.98%	142	\$38.27	\$38.58	\$0.31	0.81%	6
7	150 to 200 kWh	24	0.55%	1.53%	179	\$47.58	\$47.97	\$0.39	0.80%	7
8	200 to 250 kWh	20	0.46%	1.98%	228	\$60.40	\$60.89	\$0.49	0.81%	8
9	250 to 300 kWh	41	0.94%	2.92%	277	\$74.18	\$74.78	\$0.60	0.81%	9
10	300 to 350 kWh	46	1.05%	3.97%	326	\$87.92	\$88.63	\$0.71	0.81%	10
11	350 to 400 kWh	55	1.25%	5.22%	378	\$101.36	\$102.18	\$0.82	0.81%	11
12	400 to 450 kWh	68	1.55%	6.77%	427	\$118.21	\$119.16	\$0.95	0.80%	12
13	450 to 500 kWh	66	1.50%	8.28%	477	\$142.01	\$143.15	\$1.14	0.80%	13
14	500 to 550 kWh	89	2.03%	10.31%	525	\$163.96	\$165.27	\$1.31	0.80%	14
15	550 to 600 kWh	125	2.85%	13.15%	575	\$186.64	\$188.14	\$1.50	0.80%	15
16	600 to 650 kWh	144	3.28%	16.44%	626	\$212.75	\$214.46	\$1.71	0.80%	16
17	650 to 700 kWh	165	3.76%	20.20%	674	\$233.76	\$235.64	\$1.88	0.80%	17
18	700 to 800 kWh	440	10.03%	30.23%	751	\$271.38	\$273.56	\$2.18	0.80%	18
19	800 to 900 kWh	478	10.90%	41.12%	851	\$318.06	\$320.62	\$2.56	0.80%	19
20	900 to 1000 kWh	467	10.65%	51.77%	949	\$364.60	\$367.53	\$2.93	0.80%	20
21	1000 to 1500 kWh	1549	35.31%	87.08%	1199	\$484.61	\$485.78	\$1.17	0.24%	21
22	1500 to 2000 kWh	355	8.09%	95.17%	1691	\$749.01	\$720.62	(\$28.39)	-3.79%	22
23	2000 to 3000 kWh	147	3.35%	98.52%	2371	\$1,123.69	\$1,044.93	(\$78.76)	-7.01%	23
24	> 3000 kWh	65	1.48%	100.00%	4272	\$2,168.93	\$1,949.50	(\$219.43)	-10.12%	24
25	TOTAL	4387	100.00%	100.00%	1072	\$434.25	\$427.54	(\$6.71)	-1.55%	25

Note: DR w/ HUC reflects SDG&E's residential tiered rate schedule (Schedule DR) effective November 1, 2018 (AL 3290-E). DR w/o HUC is SDG&E's proposal to eliminate the HUC Charge.

APPENDIX C – ATTACHMENT E  
ILLUSTRATIVE HUC CUSTOMERS BY MONTH  
SAN DIEGO GAS AND ELECTRIC COMPANY  
PETITION FOR MODIFICATION OF D.15-07-001 AND D.17-07-006

**Typical Monthly Residential Energy Charges at DR w/ HUC and DR w/o HUC  
Inland Customers  
Non-CARE, November, Basic**

Line										Line
No.	Energy kWh	Number of Customers	% of Customers	% of Customers Cumulative	Avg kWh for the Range	DR w/ HUC (\$)	DR w/o HUC (\$)	CHANGE (\$)	CHANGE (%)	No.
1	< 25 kWh	23	0.08%	0.08%	12	\$9.88	\$9.88	\$0.00	0.00%	1
2	25 to 50 kWh	28	0.10%	0.18%	39	\$10.09	\$10.13	\$0.04	0.41%	2
3	50 to 75 kWh	53	0.19%	0.37%	63	\$14.42	\$14.55	\$0.13	0.94%	3
4	75 to 100 kWh	40	0.14%	0.52%	85	\$19.65	\$19.84	\$0.19	0.95%	4
5	100 to 125 kWh	57	0.20%	0.72%	112	\$25.62	\$25.86	\$0.24	0.95%	5
6	125 to 150 kWh	86	0.31%	1.03%	139	\$32.00	\$32.31	\$0.31	0.94%	6
7	150 to 200 kWh	160	0.57%	1.60%	176	\$40.18	\$40.56	\$0.38	0.94%	7
8	200 to 250 kWh	250	0.90%	2.50%	226	\$51.67	\$52.16	\$0.49	0.94%	8
9	250 to 300 kWh	450	1.61%	4.11%	277	\$63.38	\$63.98	\$0.60	0.94%	9
10	300 to 350 kWh	711	2.55%	6.66%	327	\$74.56	\$75.27	\$0.71	0.94%	10
11	350 to 400 kWh	1075	3.86%	10.52%	376	\$87.20	\$88.02	\$0.82	0.94%	11
12	400 to 450 kWh	1441	5.17%	15.68%	426	\$105.94	\$106.93	\$0.99	0.94%	12
13	450 to 500 kWh	1709	6.13%	21.81%	476	\$126.09	\$127.27	\$1.18	0.94%	13
14	500 to 550 kWh	2004	7.19%	29.00%	525	\$145.85	\$147.22	\$1.37	0.94%	14
15	550 to 600 kWh	2043	7.33%	36.32%	575	\$165.85	\$167.42	\$1.57	0.94%	15
16	600 to 650 kWh	2033	7.29%	43.61%	625	\$185.72	\$187.47	\$1.75	0.94%	16
17	650 to 700 kWh	1991	7.14%	50.75%	675	\$205.58	\$207.52	\$1.94	0.94%	17
18	700 to 800 kWh	3416	12.25%	63.00%	747	\$234.93	\$237.15	\$2.22	0.94%	18
19	800 to 900 kWh	2674	9.59%	72.59%	847	\$274.72	\$277.32	\$2.60	0.95%	19
20	900 to 1000 kWh	1930	6.92%	79.51%	947	\$314.77	\$317.75	\$2.98	0.95%	20
21	1000 to 1500 kWh	3702	13.27%	92.78%	1178	\$411.82	\$411.21	(\$0.61)	-0.15%	21
22	1500 to 2000 kWh	783	2.81%	95.59%	1717	\$660.53	\$629.14	(\$31.39)	-4.75%	22
23	2000 to 3000 kWh	505	1.81%	97.40%	2419	\$987.23	\$912.39	(\$74.84)	-7.58%	23
24	> 3000 kWh	725	2.60%	100.00%	5957	\$2,637.93	\$2,342.96	(\$294.97)	-11.18%	24
25	TOTAL	27889	100.00%	100.00%	898	\$307.81	\$299.22	(\$8.59)	-2.79%	25

Note: DR w/ HUC reflects SDG&E’s residential tiered rate schedule (Schedule DR) effective November 1, 2018 (AL 3290-E). DR w/o HUC is SDG&E’s proposal to eliminate the HUC Charge.

Declaration of Cynthia Fang  
November 30, 2018

APPENDIX C – ATTACHMENT E  
ILLUSTRATIVE HUC CUSTOMERS BY MONTH  
SAN DIEGO GAS AND ELECTRIC COMPANY  
PETITION FOR MODIFICATION OF D.15-07-001 AND D.17-07-006

**Typical Monthly Residential Energy Charges at DR w/ HUC and DR w/o HUC  
Inland Customers  
Non-CARE, November, All Electric**

Line										Line
No.	Energy kWh	Number of Customers	% of Customers	% of Customers Cumulative	Avg kWh for the Range	DR w/ HUC (\$)	DR w/o HUC (\$)	CHANGE (\$)	CHANGE (%)	No.
1	< 25 kWh	3	0.07%	0.07%	0	\$9.87	\$9.87	\$0.00	0.00%	1
2	25 to 50 kWh	5	0.11%	0.18%	36	\$9.90	\$9.90	\$0.00	0.06%	2
3	50 to 75 kWh	8	0.18%	0.36%	61	\$14.15	\$14.29	\$0.14	0.94%	3
4	75 to 100 kWh	10	0.23%	0.59%	86	\$19.81	\$20.00	\$0.19	0.95%	4
5	100 to 125 kWh	14	0.32%	0.91%	113	\$25.24	\$25.47	\$0.23	0.95%	5
6	125 to 150 kWh	11	0.25%	1.16%	138	\$30.56	\$30.85	\$0.29	0.95%	6
7	150 to 200 kWh	33	0.75%	1.91%	174	\$40.02	\$40.40	\$0.38	0.95%	7
8	200 to 250 kWh	36	0.82%	2.74%	228	\$52.26	\$52.75	\$0.49	0.94%	8
9	250 to 300 kWh	58	1.32%	4.06%	274	\$62.44	\$63.03	\$0.59	0.94%	9
10	300 to 350 kWh	94	2.14%	6.20%	325	\$73.97	\$74.67	\$0.70	0.94%	10
11	350 to 400 kWh	111	2.53%	8.73%	377	\$86.37	\$87.18	\$0.81	0.94%	11
12	400 to 450 kWh	131	2.99%	11.72%	427	\$96.59	\$97.51	\$0.92	0.95%	12
13	450 to 500 kWh	155	3.53%	15.25%	477	\$108.05	\$109.07	\$1.02	0.94%	13
14	500 to 550 kWh	162	3.69%	18.94%	527	\$120.28	\$121.41	\$1.13	0.94%	14
15	550 to 600 kWh	204	4.65%	23.59%	574	\$130.56	\$131.79	\$1.23	0.94%	15
16	600 to 650 kWh	209	4.76%	28.36%	625	\$145.20	\$146.57	\$1.37	0.94%	16
17	650 to 700 kWh	231	5.27%	33.62%	675	\$163.74	\$165.29	\$1.55	0.94%	17
18	700 to 800 kWh	463	10.55%	44.18%	751	\$194.57	\$196.41	\$1.84	0.95%	18
19	800 to 900 kWh	483	11.01%	55.19%	849	\$233.16	\$235.37	\$2.21	0.95%	19
20	900 to 1000 kWh	436	9.94%	65.12%	950	\$273.28	\$275.86	\$2.58	0.95%	20
21	1000 to 1500 kWh	1102	25.12%	90.24%	1194	\$371.35	\$374.87	\$3.52	0.95%	21
22	1500 to 2000 kWh	277	6.31%	96.56%	1691	\$572.17	\$577.15	\$4.98	0.87%	22
23	2000 to 3000 kWh	107	2.44%	99.00%	2361	\$870.74	\$847.96	(\$22.78)	-2.62%	23
24	> 3000 kWh	44	1.00%	100.00%	4373	\$1,808.96	\$1,661.08	(\$147.88)	-8.18%	24
25	TOTAL	4387	100.00%	100.00%	941	\$280.48	\$280.70	\$0.22	0.08%	25

Note: DR w/ HUC reflects SDG&E's residential tiered rate schedule (Schedule DR) effective November 1, 2018 (AL 3290-E). DR w/o HUC is SDG&E's proposal to eliminate the HUC Charge.

Declaration of Cynthia Fang  
November 30, 2018

APPENDIX C – ATTACHMENT E  
ILLUSTRATIVE HUC CUSTOMERS BY MONTH  
SAN DIEGO GAS AND ELECTRIC COMPANY  
PETITION FOR MODIFICATION OF D.15-07-001 AND D.17-07-006

**Typical Monthly Residential Energy Charges at DR w/ HUC and DR w/o HUC  
Inland Customers  
Non-CARE, December, Basic**

Line										Line
No.	Energy kWh	Number of Customers	% of Customers	% of Customers Cumulative	Avg kWh for the Range	DR w/ HUC (\$)	DR w/o HUC (\$)	CHANGE (\$)	CHANGE (%)	No.
1	< 25 kWh	23	0.08%	0.08%	8	\$10.13	\$10.13	\$0.00	0.00%	1
2	25 to 50 kWh	33	0.12%	0.20%	38	\$10.48	\$10.51	\$0.03	0.30%	2
3	50 to 75 kWh	51	0.18%	0.38%	63	\$14.57	\$14.71	\$0.14	0.95%	3
4	75 to 100 kWh	53	0.19%	0.57%	88	\$20.01	\$20.20	\$0.19	0.95%	4
5	100 to 125 kWh	65	0.23%	0.81%	114	\$26.12	\$26.37	\$0.25	0.95%	5
6	125 to 150 kWh	67	0.24%	1.05%	139	\$31.83	\$32.13	\$0.30	0.95%	6
7	150 to 200 kWh	132	0.47%	1.52%	176	\$40.27	\$40.65	\$0.38	0.95%	7
8	200 to 250 kWh	200	0.72%	2.24%	227	\$51.83	\$52.32	\$0.49	0.95%	8
9	250 to 300 kWh	304	1.09%	3.33%	277	\$63.47	\$64.07	\$0.60	0.94%	9
10	300 to 350 kWh	506	1.81%	5.14%	326	\$74.35	\$75.05	\$0.70	0.94%	10
11	350 to 400 kWh	745	2.67%	7.81%	377	\$86.25	\$87.06	\$0.81	0.94%	11
12	400 to 450 kWh	1038	3.72%	11.53%	426	\$104.19	\$105.17	\$0.98	0.94%	12
13	450 to 500 kWh	1241	4.45%	15.98%	476	\$123.70	\$124.87	\$1.17	0.94%	13
14	500 to 550 kWh	1480	5.31%	21.29%	525	\$143.62	\$144.98	\$1.36	0.94%	14
15	550 to 600 kWh	1653	5.93%	27.22%	575	\$163.29	\$164.83	\$1.54	0.94%	15
16	600 to 650 kWh	1835	6.58%	33.80%	625	\$183.57	\$185.30	\$1.73	0.94%	16
17	650 to 700 kWh	1688	6.05%	39.85%	675	\$203.42	\$205.34	\$1.92	0.94%	17
18	700 to 800 kWh	3424	12.28%	52.13%	748	\$232.81	\$235.01	\$2.20	0.94%	18
19	800 to 900 kWh	2800	10.04%	62.17%	848	\$272.91	\$275.49	\$2.58	0.95%	19
20	900 to 1000 kWh	2245	8.05%	70.22%	947	\$312.42	\$315.37	\$2.95	0.95%	20
21	1000 to 1500 kWh	5687	20.39%	90.61%	1199	\$417.62	\$417.49	(\$0.13)	-0.03%	21
22	1500 to 2000 kWh	1217	4.36%	94.97%	1698	\$646.59	\$619.02	(\$27.57)	-4.26%	22
23	2000 to 3000 kWh	639	2.29%	97.26%	2392	\$970.97	\$900.18	(\$70.79)	-7.29%	23
24	> 3000 kWh	763	2.74%	100.00%	5830	\$2,572.28	\$2,288.09	(\$284.19)	-11.05%	24
25	TOTAL	27889	100.00%	100.00%	990	\$343.33	\$334.00	(\$9.33)	-2.72%	25

Note: DR w/ HUC reflects SDG&E's residential tiered rate schedule (Schedule DR) effective November 1, 2018 (AL 3290-E). DR w/o HUC is SDG&E's proposal to eliminate the HUC Charge.

Declaration of Cynthia Fang  
November 30, 2018



APPENDIX C – ATTACHMENT E  
ILLUSTRATIVE HUC CUSTOMERS BY MONTH  
SAN DIEGO GAS AND ELECTRIC COMPANY  
PETITION FOR MODIFICATION OF D.15-07-001 AND D.17-07-006

**Typical Monthly Residential Energy Charges at DR w/ HUC and DR w/o HUC  
Inland Customers  
Non-CARE, December, All Electric**

Line									Line	
No.	Energy kWh	Number of Customers	% of Customers	% of Customers Cumulative	Avg kWh for the Range	DR w/ HUC (\$)	DR w/o HUC (\$)	CHANGE (\$)	CHANGE (%)	No.
1	< 25 kWh	3	0.07%	0.07%	6	\$10.21	\$10.21	\$0.00	0.00%	1
2	25 to 50 kWh	4	0.09%	0.16%	37	\$10.53	\$10.55	\$0.02	0.26%	2
3	50 to 75 kWh	11	0.25%	0.41%	63	\$14.48	\$14.61	\$0.13	0.94%	3
4	75 to 100 kWh	12	0.27%	0.68%	87	\$19.98	\$20.17	\$0.19	0.95%	4
5	100 to 125 kWh	14	0.32%	1.00%	110	\$25.31	\$25.55	\$0.24	0.95%	5
6	125 to 150 kWh	13	0.30%	1.30%	136	\$31.22	\$31.51	\$0.29	0.95%	6
7	150 to 200 kWh	29	0.66%	1.96%	176	\$39.83	\$40.21	\$0.38	0.94%	7
8	200 to 250 kWh	35	0.80%	2.76%	226	\$50.57	\$51.04	\$0.47	0.94%	8
9	250 to 300 kWh	46	1.05%	3.81%	277	\$64.47	\$65.07	\$0.60	0.93%	9
10	300 to 350 kWh	62	1.41%	5.22%	326	\$74.60	\$75.31	\$0.71	0.95%	10
11	350 to 400 kWh	80	1.82%	7.04%	377	\$85.43	\$86.24	\$0.81	0.94%	11
12	400 to 450 kWh	110	2.51%	9.55%	425	\$96.07	\$96.98	\$0.91	0.95%	12
13	450 to 500 kWh	103	2.35%	11.90%	474	\$108.64	\$109.66	\$1.02	0.94%	13
14	500 to 550 kWh	122	2.78%	14.68%	525	\$119.86	\$120.99	\$1.13	0.94%	14
15	550 to 600 kWh	115	2.62%	17.30%	577	\$130.68	\$131.91	\$1.23	0.94%	15
16	600 to 650 kWh	145	3.31%	20.61%	626	\$143.62	\$144.97	\$1.35	0.94%	16
17	650 to 700 kWh	164	3.74%	24.34%	675	\$160.11	\$161.60	\$1.49	0.94%	17
18	700 to 800 kWh	327	7.45%	31.80%	751	\$191.13	\$192.92	\$1.79	0.94%	18
19	800 to 900 kWh	372	8.48%	40.28%	854	\$232.22	\$234.40	\$2.18	0.94%	19
20	900 to 1000 kWh	375	8.55%	48.83%	949	\$269.88	\$272.42	\$2.54	0.94%	20
21	1000 to 1500 kWh	1404	32.00%	80.83%	1219	\$377.41	\$380.96	\$3.55	0.94%	21
22	1500 to 2000 kWh	530	12.08%	92.91%	1703	\$571.98	\$577.34	\$5.36	0.94%	22
23	2000 to 3000 kWh	242	5.52%	98.43%	2336	\$850.26	\$833.20	(\$17.06)	-2.01%	23
24	> 3000 kWh	69	1.57%	100.00%	4224	\$1,731.64	\$1,597.20	(\$134.44)	-7.76%	24
25	TOTAL	4387	100.00%	100.00%	1117	\$347.72	\$347.23	(\$0.49)	-0.14%	25

Note: DR w/ HUC reflects SDG&E's residential tiered rate schedule (Schedule DR) effective November 1, 2018 (AL 3290-E). DR w/o HUC is SDG&E's proposal to eliminate the HUC Charge.

Declaration of Cynthia Fang  
November 30, 2018

APPENDIX C – ATTACHMENT E  
ILLUSTRATIVE HUC CUSTOMERS BY MONTH  
SAN DIEGO GAS AND ELECTRIC COMPANY  
PETITION FOR MODIFICATION OF D.15-07-001 AND D.17-07-006

**Typical Monthly Residential Energy Charges at DR w/ HUC and DR w/o HUC  
Mountain Customers  
CARE, January, Basic**

Line No.	Energy kWh	Number of Customers	% of Customers	% of Customers Cumulative	Avg kWh for the Range	DR w/ HUC (\$)	DR w/o HUC (\$)	CHANGE (\$)	CHANGE (%)	Line No.
1	< 25 kWh	1	1.70%	1.70%	16	\$5.09	\$5.09	\$0.00	0.00%	1
2	25 to 50 kWh	0	0.00%	1.70%	0	\$0.00	\$0.00	\$0.00	0.00%	2
3	50 to 75 kWh	0	0.00%	1.70%	0	\$0.00	\$0.00	\$0.00	0.00%	3
4	75 to 100 kWh	0	0.00%	1.70%	0	\$0.00	\$0.00	\$0.00	0.00%	4
5	100 to 125 kWh	0	0.00%	1.70%	0	\$0.00	\$0.00	\$0.00	0.00%	5
6	125 to 150 kWh	0	0.00%	1.70%	0	\$0.00	\$0.00	\$0.00	0.00%	6
7	150 to 200 kWh	1	1.70%	3.39%	173	\$24.31	\$24.54	\$0.23	0.95%	7
8	200 to 250 kWh	0	0.00%	3.39%	0	\$0.00	\$0.00	\$0.00	0.00%	8
9	250 to 300 kWh	0	0.00%	3.39%	0	\$0.00	\$0.00	\$0.00	0.00%	9
10	300 to 350 kWh	2	3.39%	6.78%	334	\$47.00	\$47.45	\$0.45	0.95%	10
11	350 to 400 kWh	0	0.00%	6.78%	0	\$0.00	\$0.00	\$0.00	0.00%	11
12	400 to 450 kWh	3	5.09%	11.87%	436	\$61.26	\$61.84	\$0.58	0.95%	12
13	450 to 500 kWh	1	1.70%	13.56%	477	\$67.03	\$67.66	\$0.63	0.94%	13
14	500 to 550 kWh	1	1.70%	15.26%	511	\$71.81	\$72.50	\$0.69	0.96%	14
15	550 to 600 kWh	3	5.09%	20.34%	573	\$86.53	\$87.36	\$0.83	0.96%	15
16	600 to 650 kWh	7	11.86%	32.20%	617	\$97.63	\$98.56	\$0.93	0.95%	16
17	650 to 700 kWh	4	6.78%	38.98%	666	\$109.72	\$110.76	\$1.04	0.95%	17
18	700 to 800 kWh	6	10.17%	49.15%	756	\$146.65	\$148.04	\$1.39	0.95%	18
19	800 to 900 kWh	2	3.39%	52.54%	858	\$203.94	\$205.86	\$1.92	0.94%	19
20	900 to 1000 kWh	5	8.48%	61.02%	963	\$227.21	\$229.37	\$2.16	0.95%	20
21	1000 to 1500 kWh	15	25.42%	86.44%	1292	\$278.04	\$280.67	\$2.63	0.95%	21
22	1500 to 2000 kWh	7	11.86%	98.31%	1654	\$361.25	\$361.17	(\$0.08)	-0.02%	22
23	2000 to 3000 kWh	1	1.70%	100.00%	2024	\$749.23	\$728.09	(\$21.14)	-2.82%	23
24	> 3000 kWh	0	0.00%	100.00%	0	\$0.00	\$0.00	\$0.00	0.00%	24
25	TOTAL	59	100.00%	100.00%	947	\$198.31	\$199.29	\$0.98	0.50%	25

Note: DR w/ HUC reflects SDG&E’s residential tiered rate schedule (Schedule DR) effective November 1, 2018 (AL 3290-E). DR w/o HUC is SDG&E’s proposal to eliminate the HUC Charge.

Declaration of Cynthia Fang  
November 30, 2018

APPENDIX C – ATTACHMENT E  
ILLUSTRATIVE HUC CUSTOMERS BY MONTH  
SAN DIEGO GAS AND ELECTRIC COMPANY  
PETITION FOR MODIFICATION OF D.15-07-001 AND D.17-07-006

**Typical Monthly Residential Energy Charges at DR w/ HUC and DR w/o HUC  
Mountain Customers  
CARE, January, All Electric**

Line									Line	
No.	Energy kWh	Number of Customers	% of Customers	% of Customers Cumulative	Avg kWh for the Range	DR w/ HUC (\$)	DR w/o HUC (\$)	CHANGE (\$)	CHANGE (%)	No.
1	< 25 kWh	0	0.00%	0.00%	0	\$0.00	\$0.00	\$0.00	0.00%	1
2	25 to 50 kWh	0	0.00%	0.00%	0	\$0.00	\$0.00	\$0.00	0.00%	2
3	50 to 75 kWh	0	0.00%	0.00%	0	\$0.00	\$0.00	\$0.00	0.00%	3
4	75 to 100 kWh	0	0.00%	0.00%	0	\$0.00	\$0.00	\$0.00	0.00%	4
5	100 to 125 kWh	0	0.00%	0.00%	0	\$0.00	\$0.00	\$0.00	0.00%	5
6	125 to 150 kWh	0	0.00%	0.00%	0	\$0.00	\$0.00	\$0.00	0.00%	6
7	150 to 200 kWh	0	0.00%	0.00%	0	\$0.00	\$0.00	\$0.00	0.00%	7
8	200 to 250 kWh	0	0.00%	0.00%	0	\$0.00	\$0.00	\$0.00	0.00%	8
9	250 to 300 kWh	0	0.00%	0.00%	0	\$0.00	\$0.00	\$0.00	0.00%	9
10	300 to 350 kWh	0	0.00%	0.00%	0	\$0.00	\$0.00	\$0.00	0.00%	10
11	350 to 400 kWh	0	0.00%	0.00%	0	\$0.00	\$0.00	\$0.00	0.00%	11
12	400 to 450 kWh	0	0.00%	0.00%	0	\$0.00	\$0.00	\$0.00	0.00%	12
13	450 to 500 kWh	1	5.00%	5.00%	475	\$66.74	\$67.38	\$0.64	0.96%	13
14	500 to 550 kWh	0	0.00%	5.00%	0	\$0.00	\$0.00	\$0.00	0.00%	14
15	550 to 600 kWh	0	0.00%	5.00%	0	\$0.00	\$0.00	\$0.00	0.00%	15
16	600 to 650 kWh	0	0.00%	5.00%	0	\$0.00	\$0.00	\$0.00	0.00%	16
17	650 to 700 kWh	0	0.00%	5.00%	0	\$0.00	\$0.00	\$0.00	0.00%	17
18	700 to 800 kWh	1	5.00%	10.00%	702	\$98.62	\$99.57	\$0.95	0.96%	18
19	800 to 900 kWh	3	15.00%	25.00%	837	\$117.60	\$118.73	\$1.13	0.96%	19
20	900 to 1000 kWh	0	0.00%	25.00%	0	\$0.00	\$0.00	\$0.00	0.00%	20
21	1000 to 1500 kWh	2	10.00%	35.00%	1161	\$177.46	\$179.16	\$1.70	0.96%	21
22	1500 to 2000 kWh	9	45.00%	80.00%	1695	\$309.73	\$312.67	\$2.94	0.95%	22
23	2000 to 3000 kWh	2	10.00%	90.00%	2322	\$467.13	\$471.56	\$4.43	0.95%	23
24	> 3000 kWh	2	10.00%	100.00%	5343	\$1,315.71	\$1,237.23	(\$78.48)	-5.97%	24
25	TOTAL	20	100.00%	100.00%	1829	\$361.32	\$355.65	(\$5.67)	-1.57%	25

Note: DR w/ HUC reflects SDG&E's residential tiered rate schedule (Schedule DR) effective November 1, 2018 (AL 3290-E). DR w/o HUC is SDG&E's proposal to eliminate the HUC Charge.

Declaration of Cynthia Fang  
November 30, 2018

APPENDIX C – ATTACHMENT E  
ILLUSTRATIVE HUC CUSTOMERS BY MONTH  
SAN DIEGO GAS AND ELECTRIC COMPANY  
PETITION FOR MODIFICATION OF D.15-07-001 AND D.17-07-006

**Typical Monthly Residential Energy Charges at DR w/ HUC and DR w/o HUC  
Mountain Customers  
CARE, February, Basic**

Line No.	Energy kWh	Number of Customers	% of Customers	% of Customers Cumulative	Avg kWh for the Range	DR w/ HUC (\$)	DR w/o HUC (\$)	CHANGE (\$)	CHANGE (%)	Line No.
1	< 25 kWh	0	0.00%	0.00%	0	\$0.00	\$0.00	\$0.00	0.00%	1
2	25 to 50 kWh	0	0.00%	0.00%	0	\$0.00	\$0.00	\$0.00	0.00%	2
3	50 to 75 kWh	1	1.70%	1.70%	54	\$7.59	\$7.66	\$0.07	0.92%	3
4	75 to 100 kWh	0	0.00%	1.70%	0	\$0.00	\$0.00	\$0.00	0.00%	4
5	100 to 125 kWh	0	0.00%	1.70%	0	\$0.00	\$0.00	\$0.00	0.00%	5
6	125 to 150 kWh	1	1.70%	3.39%	129	\$18.13	\$18.30	\$0.17	0.94%	6
7	150 to 200 kWh	1	1.70%	5.09%	176	\$24.73	\$24.97	\$0.24	0.97%	7
8	200 to 250 kWh	0	0.00%	5.09%	0	\$0.00	\$0.00	\$0.00	0.00%	8
9	250 to 300 kWh	0	0.00%	5.09%	0	\$0.00	\$0.00	\$0.00	0.00%	9
10	300 to 350 kWh	1	1.70%	6.78%	345	\$48.47	\$48.94	\$0.47	0.97%	10
11	350 to 400 kWh	2	3.39%	10.17%	368	\$51.78	\$52.28	\$0.50	0.97%	11
12	400 to 450 kWh	0	0.00%	10.17%	0	\$0.00	\$0.00	\$0.00	0.00%	12
13	450 to 500 kWh	1	1.70%	11.87%	483	\$69.41	\$70.08	\$0.67	0.97%	13
14	500 to 550 kWh	3	5.09%	16.95%	532	\$81.79	\$82.57	\$0.78	0.95%	14
15	550 to 600 kWh	6	10.17%	27.12%	569	\$91.04	\$91.91	\$0.87	0.95%	15
16	600 to 650 kWh	3	5.09%	32.20%	638	\$108.41	\$109.44	\$1.03	0.96%	16
17	650 to 700 kWh	2	3.39%	35.59%	670	\$116.50	\$117.60	\$1.10	0.95%	17
18	700 to 800 kWh	8	13.56%	49.15%	754	\$148.77	\$150.18	\$1.41	0.95%	18
19	800 to 900 kWh	3	5.09%	54.24%	860	\$230.92	\$233.10	\$2.18	0.95%	19
20	900 to 1000 kWh	4	6.78%	61.02%	923	\$206.68	\$208.64	\$1.96	0.95%	20
21	1000 to 1500 kWh	17	28.81%	89.83%	1240	\$269.01	\$271.32	\$2.31	0.86%	21
22	1500 to 2000 kWh	5	8.48%	98.31%	1687	\$382.15	\$375.32	(\$6.83)	-1.79%	22
23	2000 to 3000 kWh	1	1.70%	100.00%	2340	\$915.69	\$864.68	(\$51.01)	-5.57%	23
24	> 3000 kWh	0	0.00%	100.00%	0	\$0.00	\$0.00	\$0.00	0.00%	24
25	TOTAL	59	100.00%	100.00%	921	\$198.83	\$198.75	(\$0.08)	-0.04%	25

Note: DR w/ HUC reflects SDG&E's residential tiered rate schedule (Schedule DR) effective November 1, 2018 (AL 3290-E). DR w/o HUC is SDG&E's proposal to eliminate the HUC Charge.

Declaration of Cynthia Fang  
November 30, 2018

APPENDIX C – ATTACHMENT E  
ILLUSTRATIVE HUC CUSTOMERS BY MONTH  
SAN DIEGO GAS AND ELECTRIC COMPANY  
PETITION FOR MODIFICATION OF D.15-07-001 AND D.17-07-006

**Typical Monthly Residential Energy Charges at DR w/ HUC and DR w/o HUC  
Mountain Customers  
CARE, February, All Electric**

Line No.	Energy kWh	Number of Customers	% of Customers	% of Customers Cumulative	Avg kWh for the Range	DR w/ HUC (\$)	DR w/o HUC (\$)	CHANGE (\$)	CHANGE (%)	Line No.
1	< 25 kWh	0	0.00%	0.00%	0	\$0.00	\$0.00	\$0.00	0.00%	1
2	25 to 50 kWh	0	0.00%	0.00%	0	\$0.00	\$0.00	\$0.00	0.00%	2
3	50 to 75 kWh	0	0.00%	0.00%	0	\$0.00	\$0.00	\$0.00	0.00%	3
4	75 to 100 kWh	0	0.00%	0.00%	0	\$0.00	\$0.00	\$0.00	0.00%	4
5	100 to 125 kWh	0	0.00%	0.00%	0	\$0.00	\$0.00	\$0.00	0.00%	5
6	125 to 150 kWh	0	0.00%	0.00%	0	\$0.00	\$0.00	\$0.00	0.00%	6
7	150 to 200 kWh	0	0.00%	0.00%	0	\$0.00	\$0.00	\$0.00	0.00%	7
8	200 to 250 kWh	0	0.00%	0.00%	0	\$0.00	\$0.00	\$0.00	0.00%	8
9	250 to 300 kWh	0	0.00%	0.00%	0	\$0.00	\$0.00	\$0.00	0.00%	9
10	300 to 350 kWh	0	0.00%	0.00%	0	\$0.00	\$0.00	\$0.00	0.00%	10
11	350 to 400 kWh	0	0.00%	0.00%	0	\$0.00	\$0.00	\$0.00	0.00%	11
12	400 to 450 kWh	0	0.00%	0.00%	0	\$0.00	\$0.00	\$0.00	0.00%	12
13	450 to 500 kWh	1	5.00%	5.00%	462	\$64.91	\$65.53	\$0.62	0.96%	13
14	500 to 550 kWh	0	0.00%	5.00%	0	\$0.00	\$0.00	\$0.00	0.00%	14
15	550 to 600 kWh	0	0.00%	5.00%	0	\$0.00	\$0.00	\$0.00	0.00%	15
16	600 to 650 kWh	1	5.00%	10.00%	644	\$90.49	\$91.36	\$0.87	0.96%	16
17	650 to 700 kWh	0	0.00%	10.00%	0	\$0.00	\$0.00	\$0.00	0.00%	17
18	700 to 800 kWh	1	5.00%	15.00%	758	\$106.50	\$107.52	\$1.02	0.96%	18
19	800 to 900 kWh	1	5.00%	20.00%	832	\$116.89	\$118.01	\$1.12	0.96%	19
20	900 to 1000 kWh	2	10.00%	30.00%	961	\$136.69	\$138.00	\$1.31	0.96%	20
21	1000 to 1500 kWh	4	20.00%	50.00%	1207	\$198.64	\$200.53	\$1.89	0.95%	21
22	1500 to 2000 kWh	6	30.00%	80.00%	1717	\$326.71	\$329.81	\$3.10	0.95%	22
23	2000 to 3000 kWh	2	10.00%	90.00%	2364	\$489.08	\$493.70	\$4.62	0.95%	23
24	> 3000 kWh	2	10.00%	100.00%	5488	\$1,382.81	\$1,285.35	(\$97.46)	-7.05%	24
25	TOTAL	20	100.00%	100.00%	1773	\$357.54	\$349.87	(\$7.67)	-2.14%	25

Note: DR w/ HUC reflects SDG&E’s residential tiered rate schedule (Schedule DR) effective November 1, 2018 (AL 3290-E). DR w/o HUC is SDG&E’s proposal to eliminate the HUC Charge.

Declaration of Cynthia Fang  
November 30, 2018

APPENDIX C – ATTACHMENT E  
ILLUSTRATIVE HUC CUSTOMERS BY MONTH  
SAN DIEGO GAS AND ELECTRIC COMPANY  
PETITION FOR MODIFICATION OF D.15-07-001 AND D.17-07-006

**Typical Monthly Residential Energy Charges at DR w/ HUC and DR w/o HUC  
Mountain Customers  
CARE, March, Basic**

Line No.	Energy kWh	Number of Customers	% of Customers	% of Customers Cumulative	Avg kWh for the Range	DR w/ HUC (\$)	DR w/o HUC (\$)	CHANGE (\$)	CHANGE (%)	Line No.
1	< 25 kWh	0	0.00%	0.00%	0	\$0.00	\$0.00	\$0.00	0.00%	1
2	25 to 50 kWh	0	0.00%	0.00%	0	\$0.00	\$0.00	\$0.00	0.00%	2
3	50 to 75 kWh	0	0.00%	0.00%	0	\$0.00	\$0.00	\$0.00	0.00%	3
4	75 to 100 kWh	1	1.70%	1.70%	90	\$12.65	\$12.77	\$0.12	0.95%	4
5	100 to 125 kWh	0	0.00%	1.70%	0	\$0.00	\$0.00	\$0.00	0.00%	5
6	125 to 150 kWh	0	0.00%	1.70%	0	\$0.00	\$0.00	\$0.00	0.00%	6
7	150 to 200 kWh	0	0.00%	1.70%	0	\$0.00	\$0.00	\$0.00	0.00%	7
8	200 to 250 kWh	1	1.70%	3.39%	212	\$29.78	\$30.07	\$0.29	0.97%	8
9	250 to 300 kWh	0	0.00%	3.39%	0	\$0.00	\$0.00	\$0.00	0.00%	9
10	300 to 350 kWh	3	5.09%	8.48%	336	\$47.25	\$47.71	\$0.46	0.97%	10
11	350 to 400 kWh	0	0.00%	8.48%	0	\$0.00	\$0.00	\$0.00	0.00%	11
12	400 to 450 kWh	1	1.70%	10.17%	434	\$60.99	\$61.57	\$0.58	0.95%	12
13	450 to 500 kWh	0	0.00%	10.17%	0	\$0.00	\$0.00	\$0.00	0.00%	13
14	500 to 550 kWh	2	3.39%	13.56%	529	\$75.50	\$76.23	\$0.73	0.96%	14
15	550 to 600 kWh	3	5.09%	18.65%	587	\$89.97	\$90.83	\$0.86	0.96%	15
16	600 to 650 kWh	3	5.09%	23.73%	627	\$99.93	\$100.88	\$0.95	0.95%	16
17	650 to 700 kWh	3	5.09%	28.82%	658	\$107.80	\$108.82	\$1.02	0.95%	17
18	700 to 800 kWh	6	10.17%	38.98%	754	\$145.83	\$147.22	\$1.39	0.95%	18
19	800 to 900 kWh	6	10.17%	49.15%	837	\$168.85	\$170.44	\$1.59	0.95%	19
20	900 to 1000 kWh	2	3.39%	52.54%	957	\$182.91	\$184.64	\$1.73	0.95%	20
21	1000 to 1500 kWh	19	32.20%	84.75%	1262	\$273.74	\$276.33	\$2.59	0.95%	21
22	1500 to 2000 kWh	8	13.56%	98.31%	1670	\$392.05	\$391.85	(\$0.20)	-0.05%	22
23	2000 to 3000 kWh	1	1.70%	100.00%	2601	\$1,018.38	\$961.35	(\$57.03)	-5.60%	23
24	> 3000 kWh	0	0.00%	100.00%	0	\$0.00	\$0.00	\$0.00	0.00%	24
25	TOTAL	59	100.00%	100.00%	1014	\$218.63	\$219.04	\$0.41	0.19%	25

Note: DR w/ HUC reflects SDG&E’s residential tiered rate schedule (Schedule DR) effective November 1, 2018 (AL 3290-E). DR w/o HUC is SDG&E’s proposal to eliminate the HUC Charge.

Declaration of Cynthia Fang  
November 30, 2018

APPENDIX C – ATTACHMENT E  
ILLUSTRATIVE HUC CUSTOMERS BY MONTH  
SAN DIEGO GAS AND ELECTRIC COMPANY  
PETITION FOR MODIFICATION OF D.15-07-001 AND D.17-07-006

**Typical Monthly Residential Energy Charges at DR w/ HUC and DR w/o HUC  
Mountain Customers  
CARE, March, All Electric**

Line No.	Energy kWh	Number of Customers	% of Customers	% of Customers Cumulative	Avg kWh for the Range	DR w/ HUC (\$)	DR w/o HUC (\$)	CHANGE (\$)	CHANGE (%)	Line No.
1	< 25 kWh	0	0.00%	0.00%	0	\$0.00	\$0.00	\$0.00	0.00%	1
2	25 to 50 kWh	0	0.00%	0.00%	0	\$0.00	\$0.00	\$0.00	0.00%	2
3	50 to 75 kWh	0	0.00%	0.00%	0	\$0.00	\$0.00	\$0.00	0.00%	3
4	75 to 100 kWh	0	0.00%	0.00%	0	\$0.00	\$0.00	\$0.00	0.00%	4
5	100 to 125 kWh	0	0.00%	0.00%	0	\$0.00	\$0.00	\$0.00	0.00%	5
6	125 to 150 kWh	0	0.00%	0.00%	0	\$0.00	\$0.00	\$0.00	0.00%	6
7	150 to 200 kWh	0	0.00%	0.00%	0	\$0.00	\$0.00	\$0.00	0.00%	7
8	200 to 250 kWh	0	0.00%	0.00%	0	\$0.00	\$0.00	\$0.00	0.00%	8
9	250 to 300 kWh	0	0.00%	0.00%	0	\$0.00	\$0.00	\$0.00	0.00%	9
10	300 to 350 kWh	0	0.00%	0.00%	0	\$0.00	\$0.00	\$0.00	0.00%	10
11	350 to 400 kWh	0	0.00%	0.00%	0	\$0.00	\$0.00	\$0.00	0.00%	11
12	400 to 450 kWh	1	5.00%	5.00%	407	\$57.19	\$57.74	\$0.55	0.96%	12
13	450 to 500 kWh	0	0.00%	5.00%	0	\$0.00	\$0.00	\$0.00	0.00%	13
14	500 to 550 kWh	0	0.00%	5.00%	0	\$0.00	\$0.00	\$0.00	0.00%	14
15	550 to 600 kWh	0	0.00%	5.00%	0	\$0.00	\$0.00	\$0.00	0.00%	15
16	600 to 650 kWh	0	0.00%	5.00%	0	\$0.00	\$0.00	\$0.00	0.00%	16
17	650 to 700 kWh	0	0.00%	5.00%	0	\$0.00	\$0.00	\$0.00	0.00%	17
18	700 to 800 kWh	2	10.00%	15.00%	776	\$109.03	\$110.08	\$1.05	0.96%	18
19	800 to 900 kWh	0	0.00%	15.00%	0	\$0.00	\$0.00	\$0.00	0.00%	19
20	900 to 1000 kWh	3	15.00%	30.00%	941	\$132.31	\$133.58	\$1.27	0.96%	20
21	1000 to 1500 kWh	4	20.00%	50.00%	1247	\$197.40	\$199.29	\$1.89	0.96%	21
22	1500 to 2000 kWh	6	30.00%	80.00%	1725	\$317.27	\$320.28	\$3.01	0.95%	22
23	2000 to 3000 kWh	2	10.00%	90.00%	2345	\$472.90	\$477.39	\$4.49	0.95%	23
24	> 3000 kWh	2	10.00%	100.00%	6193	\$1,565.40	\$1,452.79	(\$112.61)	-7.19%	24
25	TOTAL	20	100.00%	100.00%	1860	\$372.10	\$362.89	(\$9.21)	-2.48%	25

Note: DR w/ HUC reflects SDG&E’s residential tiered rate schedule (Schedule DR) effective November 1, 2018 (AL 3290-E). DR w/o HUC is SDG&E’s proposal to eliminate the HUC Charge.

Declaration of Cynthia Fang  
November 30, 2018

APPENDIX C – ATTACHMENT E  
ILLUSTRATIVE HUC CUSTOMERS BY MONTH  
SAN DIEGO GAS AND ELECTRIC COMPANY  
PETITION FOR MODIFICATION OF D.15-07-001 AND D.17-07-006

**Typical Monthly Residential Energy Charges at DR w/ HUC and DR w/o HUC  
Mountain Customers  
CARE, April, Basic**

Line No.	Energy kWh	Number of Customers	% of Customers	% of Customers Cumulative	Avg kWh for the Range	DR w/ HUC (\$)	DR w/o HUC (\$)	CHANGE (\$)	CHANGE (%)	Line No.
1	< 25 kWh	0	0.00%	0.00%	0	\$0.00	\$0.00	\$0.00	0.00%	1
2	25 to 50 kWh	0	0.00%	0.00%	0	\$0.00	\$0.00	\$0.00	0.00%	2
3	50 to 75 kWh	0	0.00%	0.00%	0	\$0.00	\$0.00	\$0.00	0.00%	3
4	75 to 100 kWh	0	0.00%	0.00%	0	\$0.00	\$0.00	\$0.00	0.00%	4
5	100 to 125 kWh	1	1.70%	1.70%	116	\$16.29	\$16.45	\$0.16	0.98%	5
6	125 to 150 kWh	0	0.00%	1.70%	0	\$0.00	\$0.00	\$0.00	0.00%	6
7	150 to 200 kWh	0	0.00%	1.70%	0	\$0.00	\$0.00	\$0.00	0.00%	7
8	200 to 250 kWh	0	0.00%	1.70%	0	\$0.00	\$0.00	\$0.00	0.00%	8
9	250 to 300 kWh	0	0.00%	1.70%	0	\$0.00	\$0.00	\$0.00	0.00%	9
10	300 to 350 kWh	1	1.70%	3.39%	330	\$46.37	\$46.82	\$0.45	0.97%	10
11	350 to 400 kWh	0	0.00%	3.39%	0	\$0.00	\$0.00	\$0.00	0.00%	11
12	400 to 450 kWh	2	3.39%	6.78%	428	\$60.14	\$60.72	\$0.58	0.96%	12
13	450 to 500 kWh	1	1.70%	8.48%	483	\$67.86	\$68.51	\$0.65	0.96%	13
14	500 to 550 kWh	3	5.09%	13.56%	520	\$75.02	\$75.73	\$0.71	0.95%	14
15	550 to 600 kWh	4	6.78%	20.34%	574	\$88.62	\$89.46	\$0.84	0.95%	15
16	600 to 650 kWh	5	8.48%	28.82%	618	\$111.64	\$112.70	\$1.06	0.95%	16
17	650 to 700 kWh	5	8.48%	37.29%	675	\$113.85	\$114.93	\$1.08	0.95%	17
18	700 to 800 kWh	3	5.09%	42.38%	734	\$128.75	\$129.97	\$1.22	0.95%	18
19	800 to 900 kWh	11	18.64%	61.02%	855	\$177.24	\$178.92	\$1.68	0.95%	19
20	900 to 1000 kWh	5	8.48%	69.49%	921	\$175.72	\$177.39	\$1.67	0.95%	20
21	1000 to 1500 kWh	15	25.42%	94.92%	1182	\$262.02	\$264.49	\$2.47	0.95%	21
22	1500 to 2000 kWh	3	5.09%	100.00%	1649	\$441.42	\$439.20	(\$2.22)	-0.50%	22
23	2000 to 3000 kWh	0	0.00%	100.00%	0	\$0.00	\$0.00	\$0.00	0.00%	23
24	> 3000 kWh	0	0.00%	100.00%	0	\$0.00	\$0.00	\$0.00	0.00%	24
25	TOTAL	59	100.00%	100.00%	864	\$176.72	\$178.07	\$1.35	0.76%	25

Note: DR w/ HUC reflects SDG&E’s residential tiered rate schedule (Schedule DR) effective November 1, 2018 (AL 3290-E). DR w/o HUC is SDG&E’s proposal to eliminate the HUC Charge.

Declaration of Cynthia Fang  
November 30, 2018



APPENDIX C – ATTACHMENT E  
 ILLUSTRATIVE HUC CUSTOMERS BY MONTH  
 SAN DIEGO GAS AND ELECTRIC COMPANY  
 PETITION FOR MODIFICATION OF D.15-07-001 AND D.17-07-006

**Typical Monthly Residential Energy Charges at DR w/ HUC and DR w/o HUC  
 Mountain Customers  
 CARE, April, All Electric**

Line										Line
No.	Energy kWh	Number of Customers	% of Customers	% of Customers Cumulative	Avg kWh for the Range	DR w/ HUC (\$)	DR w/o HUC (\$)	CHANGE (\$)	CHANGE (%)	No.
1	< 25 kWh	0	0.00%	0.00%	0	\$0.00	\$0.00	\$0.00	0.00%	1
2	25 to 50 kWh	0	0.00%	0.00%	0	\$0.00	\$0.00	\$0.00	0.00%	2
3	50 to 75 kWh	0	0.00%	0.00%	0	\$0.00	\$0.00	\$0.00	0.00%	3
4	75 to 100 kWh	0	0.00%	0.00%	0	\$0.00	\$0.00	\$0.00	0.00%	4
5	100 to 125 kWh	0	0.00%	0.00%	0	\$0.00	\$0.00	\$0.00	0.00%	5
6	125 to 150 kWh	0	0.00%	0.00%	0	\$0.00	\$0.00	\$0.00	0.00%	6
7	150 to 200 kWh	0	0.00%	0.00%	0	\$0.00	\$0.00	\$0.00	0.00%	7
8	200 to 250 kWh	0	0.00%	0.00%	0	\$0.00	\$0.00	\$0.00	0.00%	8
9	250 to 300 kWh	1	5.00%	5.00%	254	\$35.69	\$36.04	\$0.35	0.98%	9
10	300 to 350 kWh	0	0.00%	5.00%	0	\$0.00	\$0.00	\$0.00	0.00%	10
11	350 to 400 kWh	0	0.00%	5.00%	0	\$0.00	\$0.00	\$0.00	0.00%	11
12	400 to 450 kWh	0	0.00%	5.00%	0	\$0.00	\$0.00	\$0.00	0.00%	12
13	450 to 500 kWh	0	0.00%	5.00%	0	\$0.00	\$0.00	\$0.00	0.00%	13
14	500 to 550 kWh	1	5.00%	10.00%	548	\$76.99	\$77.73	\$0.74	0.96%	14
15	550 to 600 kWh	1	5.00%	15.00%	591	\$83.04	\$83.83	\$0.79	0.95%	15
16	600 to 650 kWh	1	5.00%	20.00%	625	\$87.82	\$88.66	\$0.84	0.96%	16
17	650 to 700 kWh	0	0.00%	20.00%	0	\$0.00	\$0.00	\$0.00	0.00%	17
18	700 to 800 kWh	2	10.00%	30.00%	750	\$105.38	\$106.39	\$1.01	0.96%	18
19	800 to 900 kWh	1	5.00%	35.00%	802	\$112.68	\$113.76	\$1.08	0.96%	19
20	900 to 1000 kWh	1	5.00%	40.00%	970	\$136.29	\$137.60	\$1.31	0.96%	20
21	1000 to 1500 kWh	7	35.00%	75.00%	1328	\$221.45	\$223.56	\$2.11	0.95%	21
22	1500 to 2000 kWh	3	15.00%	90.00%	1713	\$318.14	\$321.16	\$3.02	0.95%	22
23	2000 to 3000 kWh	0	0.00%	90.00%	0	\$0.00	\$0.00	\$0.00	0.00%	23
24	> 3000 kWh	2	10.00%	100.00%	5195	\$1,280.42	\$1,203.49	(\$76.93)	-6.01%	24
25	TOTAL	20	100.00%	100.00%	1506	\$290.43	\$284.29	(\$6.14)	-2.12%	25

Note: DR w/ HUC reflects SDG&E's residential tiered rate schedule (Schedule DR) effective November 1, 2018 (AL 3290-E). DR w/o HUC is SDG&E's proposal to eliminate the HUC Charge.

Declaration of Cynthia Fang  
 November 30, 2018

APPENDIX C – ATTACHMENT E  
 ILLUSTRATIVE HUC CUSTOMERS BY MONTH  
 SAN DIEGO GAS AND ELECTRIC COMPANY  
 PETITION FOR MODIFICATION OF D.15-07-001 AND D.17-07-006

**Typical Monthly Residential Energy Charges at DR w/ HUC and DR w/o HUC  
 Mountain Customers  
 CARE, May, Basic**

Line No.	Energy kWh	Number of Customers	% of Customers	% of Customers Cumulative	Avg kWh for the Range	DR w/ HUC (\$)	DR w/o HUC (\$)	CHANGE (\$)	CHANGE (%)	Line No.
1	< 25 kWh	0	0.00%	0.00%	0	\$0.00	\$0.00	\$0.00	0.00%	1
2	25 to 50 kWh	1	1.70%	1.70%	38	\$5.34	\$5.39	\$0.05	0.94%	2
3	50 to 75 kWh	0	0.00%	1.70%	0	\$0.00	\$0.00	\$0.00	0.00%	3
4	75 to 100 kWh	0	0.00%	1.70%	0	\$0.00	\$0.00	\$0.00	0.00%	4
5	100 to 125 kWh	0	0.00%	1.70%	0	\$0.00	\$0.00	\$0.00	0.00%	5
6	125 to 150 kWh	0	0.00%	1.70%	0	\$0.00	\$0.00	\$0.00	0.00%	6
7	150 to 200 kWh	0	0.00%	1.70%	0	\$0.00	\$0.00	\$0.00	0.00%	7
8	200 to 250 kWh	0	0.00%	1.70%	0	\$0.00	\$0.00	\$0.00	0.00%	8
9	250 to 300 kWh	0	0.00%	1.70%	0	\$0.00	\$0.00	\$0.00	0.00%	9
10	300 to 350 kWh	0	0.00%	1.70%	0	\$0.00	\$0.00	\$0.00	0.00%	10
11	350 to 400 kWh	0	0.00%	1.70%	0	\$0.00	\$0.00	\$0.00	0.00%	11
12	400 to 450 kWh	1	1.70%	3.39%	429	\$60.28	\$60.85	\$0.57	0.95%	12
13	450 to 500 kWh	2	3.39%	6.78%	482	\$67.72	\$68.37	\$0.65	0.96%	13
14	500 to 550 kWh	0	0.00%	6.78%	0	\$0.00	\$0.00	\$0.00	0.00%	14
15	550 to 600 kWh	1	1.70%	8.48%	580	\$88.13	\$88.97	\$0.84	0.95%	15
16	600 to 650 kWh	6	10.17%	18.64%	624	\$99.34	\$100.29	\$0.95	0.95%	16
17	650 to 700 kWh	4	6.78%	25.42%	678	\$130.63	\$131.87	\$1.24	0.95%	17
18	700 to 800 kWh	7	11.86%	37.29%	741	\$128.62	\$129.85	\$1.23	0.95%	18
19	800 to 900 kWh	7	11.86%	49.15%	851	\$170.31	\$171.92	\$1.61	0.95%	19
20	900 to 1000 kWh	13	22.03%	71.19%	948	\$189.18	\$190.97	\$1.79	0.95%	20
21	1000 to 1500 kWh	13	22.03%	93.22%	1186	\$263.65	\$266.15	\$2.50	0.95%	21
22	1500 to 2000 kWh	4	6.78%	100.00%	1648	\$408.27	\$409.01	\$0.74	0.18%	22
23	2000 to 3000 kWh	0	0.00%	100.00%	0	\$0.00	\$0.00	\$0.00	0.00%	23
24	> 3000 kWh	0	0.00%	100.00%	0	\$0.00	\$0.00	\$0.00	0.00%	24
25	TOTAL	59	100.00%	100.00%	914	\$186.78	\$188.34	\$1.56	0.84%	25

Note: DR w/ HUC reflects SDG&E's residential tiered rate schedule (Schedule DR) effective November 1, 2018 (AL 3290-E). DR w/o HUC is SDG&E's proposal to eliminate the HUC Charge.

Declaration of Cynthia Fang  
 November 30, 2018

APPENDIX C – ATTACHMENT E  
 ILLUSTRATIVE HUC CUSTOMERS BY MONTH  
 SAN DIEGO GAS AND ELECTRIC COMPANY  
 PETITION FOR MODIFICATION OF D.15-07-001 AND D.17-07-006

**Typical Monthly Residential Energy Charges at DR w/ HUC and DR w/o HUC**  
**Mountain Customers**  
**CARE, May, All Electric**

Line No.	Energy kWh	Number of Customers	% of Customers	% of Customers Cumulative	Avg kWh for the Range	DR w/ HUC (\$)	DR w/o HUC (\$)	CHANGE (\$)	CHANGE (%)	Line No.
1	< 25 kWh	0	0.00%	0.00%	0	\$0.00	\$0.00	\$0.00	0.00%	1
2	25 to 50 kWh	0	0.00%	0.00%	0	\$0.00	\$0.00	\$0.00	0.00%	2
3	50 to 75 kWh	0	0.00%	0.00%	0	\$0.00	\$0.00	\$0.00	0.00%	3
4	75 to 100 kWh	0	0.00%	0.00%	0	\$0.00	\$0.00	\$0.00	0.00%	4
5	100 to 125 kWh	0	0.00%	0.00%	0	\$0.00	\$0.00	\$0.00	0.00%	5
6	125 to 150 kWh	0	0.00%	0.00%	0	\$0.00	\$0.00	\$0.00	0.00%	6
7	150 to 200 kWh	0	0.00%	0.00%	0	\$0.00	\$0.00	\$0.00	0.00%	7
8	200 to 250 kWh	1	5.00%	5.00%	234	\$32.88	\$33.19	\$0.31	0.94%	8
9	250 to 300 kWh	0	0.00%	5.00%	0	\$0.00	\$0.00	\$0.00	0.00%	9
10	300 to 350 kWh	0	0.00%	5.00%	0	\$0.00	\$0.00	\$0.00	0.00%	10
11	350 to 400 kWh	0	0.00%	5.00%	0	\$0.00	\$0.00	\$0.00	0.00%	11
12	400 to 450 kWh	0	0.00%	5.00%	0	\$0.00	\$0.00	\$0.00	0.00%	12
13	450 to 500 kWh	0	0.00%	5.00%	0	\$0.00	\$0.00	\$0.00	0.00%	13
14	500 to 550 kWh	0	0.00%	5.00%	0	\$0.00	\$0.00	\$0.00	0.00%	14
15	550 to 600 kWh	0	0.00%	5.00%	0	\$0.00	\$0.00	\$0.00	0.00%	15
16	600 to 650 kWh	0	0.00%	5.00%	0	\$0.00	\$0.00	\$0.00	0.00%	16
17	650 to 700 kWh	2	10.00%	15.00%	677	\$95.19	\$96.11	\$0.92	0.96%	17
18	700 to 800 kWh	0	0.00%	15.00%	0	\$0.00	\$0.00	\$0.00	0.00%	18
19	800 to 900 kWh	0	0.00%	15.00%	0	\$0.00	\$0.00	\$0.00	0.00%	19
20	900 to 1000 kWh	2	10.00%	25.00%	937	\$131.73	\$132.99	\$1.26	0.96%	20
21	1000 to 1500 kWh	11	55.00%	80.00%	1261	\$201.42	\$203.34	\$1.92	0.95%	21
22	1500 to 2000 kWh	2	10.00%	90.00%	1607	\$287.73	\$290.47	\$2.74	0.95%	22
23	2000 to 3000 kWh	0	0.00%	90.00%	0	\$0.00	\$0.00	\$0.00	0.00%	23
24	> 3000 kWh	2	10.00%	100.00%	4973	\$1,207.08	\$1,143.45	(\$63.63)	-5.27%	24
25	TOTAL	20	100.00%	100.00%	1525	\$284.60	\$279.80	(\$4.80)	-1.69%	25

Note: DR w/ HUC reflects SDG&E's residential tiered rate schedule (Schedule DR) effective November 1, 2018 (AL 3290-E). DR w/o HUC is SDG&E's proposal to eliminate the HUC Charge.

Declaration of Cynthia Fang  
 November 30, 2018

APPENDIX C – ATTACHMENT E  
 ILLUSTRATIVE HUC CUSTOMERS BY MONTH  
 SAN DIEGO GAS AND ELECTRIC COMPANY  
 PETITION FOR MODIFICATION OF D.15-07-001 AND D.17-07-006

**Typical Monthly Residential Energy Charges at DR w/ HUC and DR w/o HUC  
 Mountain Customers  
 CARE, June, Basic**

Line No.	Energy kWh	Number of Customers	% of Customers	% of Customers Cumulative	Avg kWh for the Range	DR w/ HUC (\$)	DR w/o HUC (\$)	CHANGE (\$)	CHANGE (%)	Line No.
1	< 25 kWh	0	0.00%	0.00%	0	\$0.00	\$0.00	\$0.00	0.00%	1
2	25 to 50 kWh	0	0.00%	0.00%	0	\$0.00	\$0.00	\$0.00	0.00%	2
3	50 to 75 kWh	1	1.70%	1.70%	73	\$12.16	\$12.26	\$0.10	0.82%	3
4	75 to 100 kWh	0	0.00%	1.70%	0	\$0.00	\$0.00	\$0.00	0.00%	4
5	100 to 125 kWh	0	0.00%	1.70%	0	\$0.00	\$0.00	\$0.00	0.00%	5
6	125 to 150 kWh	0	0.00%	1.70%	0	\$0.00	\$0.00	\$0.00	0.00%	6
7	150 to 200 kWh	0	0.00%	1.70%	0	\$0.00	\$0.00	\$0.00	0.00%	7
8	200 to 250 kWh	0	0.00%	1.70%	0	\$0.00	\$0.00	\$0.00	0.00%	8
9	250 to 300 kWh	0	0.00%	1.70%	0	\$0.00	\$0.00	\$0.00	0.00%	9
10	300 to 350 kWh	0	0.00%	1.70%	0	\$0.00	\$0.00	\$0.00	0.00%	10
11	350 to 400 kWh	0	0.00%	1.70%	0	\$0.00	\$0.00	\$0.00	0.00%	11
12	400 to 450 kWh	0	0.00%	1.70%	0	\$0.00	\$0.00	\$0.00	0.00%	12
13	450 to 500 kWh	0	0.00%	1.70%	0	\$0.00	\$0.00	\$0.00	0.00%	13
14	500 to 550 kWh	0	0.00%	1.70%	0	\$0.00	\$0.00	\$0.00	0.00%	14
15	550 to 600 kWh	2	3.39%	5.09%	580	\$103.38	\$104.21	\$0.83	0.80%	15
16	600 to 650 kWh	2	3.39%	8.48%	642	\$121.65	\$122.63	\$0.98	0.81%	16
17	650 to 700 kWh	3	5.09%	13.56%	694	\$137.19	\$138.29	\$1.10	0.80%	17
18	700 to 800 kWh	8	13.56%	27.12%	746	\$152.69	\$153.90	\$1.21	0.80%	18
19	800 to 900 kWh	2	3.39%	30.51%	826	\$231.84	\$233.69	\$1.85	0.80%	19
20	900 to 1000 kWh	5	8.48%	38.98%	962	\$216.94	\$218.68	\$1.74	0.80%	20
21	1000 to 1500 kWh	31	52.54%	91.53%	1181	\$298.25	\$300.63	\$2.38	0.80%	21
22	1500 to 2000 kWh	5	8.48%	100.00%	1706	\$542.30	\$541.12	(\$1.18)	-0.22%	22
23	2000 to 3000 kWh	0	0.00%	100.00%	0	\$0.00	\$0.00	\$0.00	0.00%	23
24	> 3000 kWh	0	0.00%	100.00%	0	\$0.00	\$0.00	\$0.00	0.00%	24
25	TOTAL	59	100.00%	100.00%	1054	\$264.42	\$266.06	\$1.64	0.62%	25

Note: DR w/ HUC reflects SDG&E's residential tiered rate schedule (Schedule DR) effective November 1, 2018 (AL 3290-E). DR w/o HUC is SDG&E's proposal to eliminate the HUC Charge.

Declaration of Cynthia Fang  
 November 30, 2018

APPENDIX C – ATTACHMENT E  
 ILLUSTRATIVE HUC CUSTOMERS BY MONTH  
 SAN DIEGO GAS AND ELECTRIC COMPANY  
 PETITION FOR MODIFICATION OF D.15-07-001 AND D.17-07-006

**Typical Monthly Residential Energy Charges at DR w/ HUC and DR w/o HUC**  
**Mountain Customers**  
**CARE, June, All Electric**

Line No.	Energy kWh	Number of Customers	% of Customers	% of Customers Cumulative	Avg kWh for the Range	DR w/ HUC (\$)	DR w/o HUC (\$)	CHANGE (\$)	CHANGE (%)	Line No.
1	< 25 kWh	0	0.00%	0.00%	0	\$0.00	\$0.00	\$0.00	0.00%	1
2	25 to 50 kWh	0	0.00%	0.00%	0	\$0.00	\$0.00	\$0.00	0.00%	2
3	50 to 75 kWh	0	0.00%	0.00%	0	\$0.00	\$0.00	\$0.00	0.00%	3
4	75 to 100 kWh	0	0.00%	0.00%	0	\$0.00	\$0.00	\$0.00	0.00%	4
5	100 to 125 kWh	0	0.00%	0.00%	0	\$0.00	\$0.00	\$0.00	0.00%	5
6	125 to 150 kWh	0	0.00%	0.00%	0	\$0.00	\$0.00	\$0.00	0.00%	6
7	150 to 200 kWh	0	0.00%	0.00%	0	\$0.00	\$0.00	\$0.00	0.00%	7
8	200 to 250 kWh	1	5.00%	5.00%	213	\$35.52	\$35.80	\$0.28	0.79%	8
9	250 to 300 kWh	0	0.00%	5.00%	0	\$0.00	\$0.00	\$0.00	0.00%	9
10	300 to 350 kWh	0	0.00%	5.00%	0	\$0.00	\$0.00	\$0.00	0.00%	10
11	350 to 400 kWh	0	0.00%	5.00%	0	\$0.00	\$0.00	\$0.00	0.00%	11
12	400 to 450 kWh	0	0.00%	5.00%	0	\$0.00	\$0.00	\$0.00	0.00%	12
13	450 to 500 kWh	0	0.00%	5.00%	0	\$0.00	\$0.00	\$0.00	0.00%	13
14	500 to 550 kWh	0	0.00%	5.00%	0	\$0.00	\$0.00	\$0.00	0.00%	14
15	550 to 600 kWh	0	0.00%	5.00%	0	\$0.00	\$0.00	\$0.00	0.00%	15
16	600 to 650 kWh	0	0.00%	5.00%	0	\$0.00	\$0.00	\$0.00	0.00%	16
17	650 to 700 kWh	1	5.00%	10.00%	689	\$120.75	\$121.73	\$0.98	0.81%	17
18	700 to 800 kWh	0	0.00%	10.00%	0	\$0.00	\$0.00	\$0.00	0.00%	18
19	800 to 900 kWh	0	0.00%	10.00%	0	\$0.00	\$0.00	\$0.00	0.00%	19
20	900 to 1000 kWh	1	5.00%	15.00%	914	\$187.59	\$189.10	\$1.51	0.81%	20
21	1000 to 1500 kWh	9	45.00%	60.00%	1283	\$297.35	\$299.72	\$2.37	0.80%	21
22	1500 to 2000 kWh	6	30.00%	90.00%	1713	\$425.20	\$428.59	\$3.39	0.80%	22
23	2000 to 3000 kWh	0	0.00%	90.00%	0	\$0.00	\$0.00	\$0.00	0.00%	23
24	> 3000 kWh	2	10.00%	100.00%	5864	\$1,852.91	\$1,671.42	(\$181.49)	-9.80%	24
25	TOTAL	20	100.00%	100.00%	1768	\$463.85	\$447.93	(\$15.92)	-3.43%	25

Note: DR w/ HUC reflects SDG&E's residential tiered rate schedule (Schedule DR) effective November 1, 2018 (AL 3290-E). DR w/o HUC is SDG&E's proposal to eliminate the HUC Charge.

Declaration of Cynthia Fang  
 November 30, 2018

APPENDIX C – ATTACHMENT E  
 ILLUSTRATIVE HUC CUSTOMERS BY MONTH  
 SAN DIEGO GAS AND ELECTRIC COMPANY  
 PETITION FOR MODIFICATION OF D.15-07-001 AND D.17-07-006

**Typical Monthly Residential Energy Charges at DR w/ HUC and DR w/o HUC  
 Mountain Customers  
 CARE, July, Basic**

Line No.	Energy kWh	Number of Customers	% of Customers	% of Customers Cumulative	Avg kWh for the Range	DR w/ HUC (\$)	DR w/o HUC (\$)	CHANGE (\$)	CHANGE (%)	Line No.
1	< 25 kWh	0	0.00%	0.00%	0	\$0.00	\$0.00	\$0.00	0.00%	1
2	25 to 50 kWh	0	0.00%	0.00%	0	\$0.00	\$0.00	\$0.00	0.00%	2
3	50 to 75 kWh	0	0.00%	0.00%	0	\$0.00	\$0.00	\$0.00	0.00%	3
4	75 to 100 kWh	0	0.00%	0.00%	0	\$0.00	\$0.00	\$0.00	0.00%	4
5	100 to 125 kWh	0	0.00%	0.00%	0	\$0.00	\$0.00	\$0.00	0.00%	5
6	125 to 150 kWh	0	0.00%	0.00%	0	\$0.00	\$0.00	\$0.00	0.00%	6
7	150 to 200 kWh	0	0.00%	0.00%	0	\$0.00	\$0.00	\$0.00	0.00%	7
8	200 to 250 kWh	0	0.00%	0.00%	0	\$0.00	\$0.00	\$0.00	0.00%	8
9	250 to 300 kWh	0	0.00%	0.00%	0	\$0.00	\$0.00	\$0.00	0.00%	9
10	300 to 350 kWh	1	1.70%	1.70%	334	\$55.70	\$56.14	\$0.44	0.79%	10
11	350 to 400 kWh	0	0.00%	1.70%	0	\$0.00	\$0.00	\$0.00	0.00%	11
12	400 to 450 kWh	0	0.00%	1.70%	0	\$0.00	\$0.00	\$0.00	0.00%	12
13	450 to 500 kWh	0	0.00%	1.70%	0	\$0.00	\$0.00	\$0.00	0.00%	13
14	500 to 550 kWh	0	0.00%	1.70%	0	\$0.00	\$0.00	\$0.00	0.00%	14
15	550 to 600 kWh	0	0.00%	1.70%	0	\$0.00	\$0.00	\$0.00	0.00%	15
16	600 to 650 kWh	1	1.70%	3.39%	636	\$117.38	\$118.32	\$0.94	0.80%	16
17	650 to 700 kWh	0	0.00%	3.39%	0	\$0.00	\$0.00	\$0.00	0.00%	17
18	700 to 800 kWh	0	0.00%	3.39%	0	\$0.00	\$0.00	\$0.00	0.00%	18
19	800 to 900 kWh	2	3.39%	6.78%	839	\$177.84	\$179.26	\$1.42	0.80%	19
20	900 to 1000 kWh	3	5.09%	11.87%	934	\$206.01	\$207.65	\$1.64	0.80%	20
21	1000 to 1500 kWh	7	11.86%	23.73%	1285	\$310.44	\$312.91	\$2.47	0.80%	21
22	1500 to 2000 kWh	30	50.85%	74.58%	1763	\$483.49	\$482.12	(\$1.37)	-0.28%	22
23	2000 to 3000 kWh	15	25.42%	100.00%	2364	\$748.80	\$716.06	(\$32.74)	-4.37%	23
24	> 3000 kWh	0	0.00%	100.00%	0	\$0.00	\$0.00	\$0.00	0.00%	24
25	TOTAL	59	100.00%	100.00%	1742	\$492.48	\$483.91	(\$8.57)	-1.74%	25

Note: DR w/ HUC reflects SDG&E's residential tiered rate schedule (Schedule DR) effective November 1, 2018 (AL 3290-E). DR w/o HUC is SDG&E's proposal to eliminate the HUC Charge.

APPENDIX C – ATTACHMENT E  
 ILLUSTRATIVE HUC CUSTOMERS BY MONTH  
 SAN DIEGO GAS AND ELECTRIC COMPANY  
 PETITION FOR MODIFICATION OF D.15-07-001 AND D.17-07-006

**Typical Monthly Residential Energy Charges at DR w/ HUC and DR w/o HUC**  
**Mountain Customers**  
**CARE, July, All Electric**

Line No.	Energy kWh	Number of Customers	% of Customers	% of Customers Cumulative	Avg kWh for the Range	DR w/ HUC (\$)	DR w/o HUC (\$)	CHANGE (\$)	CHANGE (%)	Line No.
1	< 25 kWh	0	0.00%	0.00%	0	\$0.00	\$0.00	\$0.00	0.00%	1
2	25 to 50 kWh	0	0.00%	0.00%	0	\$0.00	\$0.00	\$0.00	0.00%	2
3	50 to 75 kWh	0	0.00%	0.00%	0	\$0.00	\$0.00	\$0.00	0.00%	3
4	75 to 100 kWh	0	0.00%	0.00%	0	\$0.00	\$0.00	\$0.00	0.00%	4
5	100 to 125 kWh	0	0.00%	0.00%	0	\$0.00	\$0.00	\$0.00	0.00%	5
6	125 to 150 kWh	0	0.00%	0.00%	0	\$0.00	\$0.00	\$0.00	0.00%	6
7	150 to 200 kWh	0	0.00%	0.00%	0	\$0.00	\$0.00	\$0.00	0.00%	7
8	200 to 250 kWh	1	5.00%	5.00%	248	\$41.35	\$41.69	\$0.34	0.82%	8
9	250 to 300 kWh	0	0.00%	5.00%	0	\$0.00	\$0.00	\$0.00	0.00%	9
10	300 to 350 kWh	0	0.00%	5.00%	0	\$0.00	\$0.00	\$0.00	0.00%	10
11	350 to 400 kWh	0	0.00%	5.00%	0	\$0.00	\$0.00	\$0.00	0.00%	11
12	400 to 450 kWh	0	0.00%	5.00%	0	\$0.00	\$0.00	\$0.00	0.00%	12
13	450 to 500 kWh	0	0.00%	5.00%	0	\$0.00	\$0.00	\$0.00	0.00%	13
14	500 to 550 kWh	0	0.00%	5.00%	0	\$0.00	\$0.00	\$0.00	0.00%	14
15	550 to 600 kWh	0	0.00%	5.00%	0	\$0.00	\$0.00	\$0.00	0.00%	15
16	600 to 650 kWh	0	0.00%	5.00%	0	\$0.00	\$0.00	\$0.00	0.00%	16
17	650 to 700 kWh	0	0.00%	5.00%	0	\$0.00	\$0.00	\$0.00	0.00%	17
18	700 to 800 kWh	0	0.00%	5.00%	0	\$0.00	\$0.00	\$0.00	0.00%	18
19	800 to 900 kWh	0	0.00%	5.00%	0	\$0.00	\$0.00	\$0.00	0.00%	19
20	900 to 1000 kWh	0	0.00%	5.00%	0	\$0.00	\$0.00	\$0.00	0.00%	20
21	1000 to 1500 kWh	1	5.00%	10.00%	1343	\$312.18	\$314.67	\$2.49	0.80%	21
22	1500 to 2000 kWh	1	5.00%	15.00%	1758	\$435.47	\$438.92	\$3.45	0.79%	22
23	2000 to 3000 kWh	14	70.00%	85.00%	2300	\$609.30	\$601.32	(\$7.98)	-1.31%	23
24	> 3000 kWh	3	15.00%	100.00%	6390	\$2,029.21	\$1,825.98	(\$203.23)	-10.02%	24
25	TOTAL	20	100.00%	100.00%	2736	\$770.34	\$734.59	(\$35.75)	-4.64%	25

Note: DR w/ HUC reflects SDG&E's residential tiered rate schedule (Schedule DR) effective November 1, 2018 (AL 3290-E). DR w/o HUC is SDG&E's proposal to eliminate the HUC Charge.

Declaration of Cynthia Fang  
 November 30, 2018

APPENDIX C – ATTACHMENT E  
ILLUSTRATIVE HUC CUSTOMERS BY MONTH  
SAN DIEGO GAS AND ELECTRIC COMPANY  
PETITION FOR MODIFICATION OF D.15-07-001 AND D.17-07-006

**Typical Monthly Residential Energy Charges at DR w/ HUC and DR w/o HUC  
Mountain Customers  
CARE, August, Basic**

Line No.	Energy kWh	Number of Customers	% of Customers	% of Customers Cumulative	Avg kWh for the Range	DR w/ HUC (\$)	DR w/o HUC (\$)	CHANGE (\$)	CHANGE (%)	Line No.
1	< 25 kWh	0	0.00%	0.00%	0	\$0.00	\$0.00	\$0.00	0.00%	1
2	25 to 50 kWh	0	0.00%	0.00%	0	\$0.00	\$0.00	\$0.00	0.00%	2
3	50 to 75 kWh	0	0.00%	0.00%	0	\$0.00	\$0.00	\$0.00	0.00%	3
4	75 to 100 kWh	0	0.00%	0.00%	0	\$0.00	\$0.00	\$0.00	0.00%	4
5	100 to 125 kWh	0	0.00%	0.00%	0	\$0.00	\$0.00	\$0.00	0.00%	5
6	125 to 150 kWh	0	0.00%	0.00%	0	\$0.00	\$0.00	\$0.00	0.00%	6
7	150 to 200 kWh	0	0.00%	0.00%	0	\$0.00	\$0.00	\$0.00	0.00%	7
8	200 to 250 kWh	0	0.00%	0.00%	0	\$0.00	\$0.00	\$0.00	0.00%	8
9	250 to 300 kWh	0	0.00%	0.00%	0	\$0.00	\$0.00	\$0.00	0.00%	9
10	300 to 350 kWh	1	1.70%	1.70%	334	\$55.70	\$56.14	\$0.44	0.79%	10
11	350 to 400 kWh	0	0.00%	1.70%	0	\$0.00	\$0.00	\$0.00	0.00%	11
12	400 to 450 kWh	0	0.00%	1.70%	0	\$0.00	\$0.00	\$0.00	0.00%	12
13	450 to 500 kWh	1	1.70%	3.39%	490	\$81.71	\$82.37	\$0.66	0.81%	13
14	500 to 550 kWh	0	0.00%	3.39%	0	\$0.00	\$0.00	\$0.00	0.00%	14
15	550 to 600 kWh	1	1.70%	5.09%	581	\$101.05	\$101.86	\$0.81	0.80%	15
16	600 to 650 kWh	0	0.00%	5.09%	0	\$0.00	\$0.00	\$0.00	0.00%	16
17	650 to 700 kWh	0	0.00%	5.09%	0	\$0.00	\$0.00	\$0.00	0.00%	17
18	700 to 800 kWh	3	5.09%	10.17%	759	\$153.92	\$155.15	\$1.23	0.80%	18
19	800 to 900 kWh	2	3.39%	13.56%	850	\$180.97	\$182.41	\$1.44	0.80%	19
20	900 to 1000 kWh	2	3.39%	16.95%	934	\$206.06	\$207.70	\$1.64	0.80%	20
21	1000 to 1500 kWh	18	30.51%	47.46%	1288	\$311.26	\$313.74	\$2.48	0.80%	21
22	1500 to 2000 kWh	20	33.90%	81.36%	1746	\$492.98	\$492.54	(\$0.44)	-0.09%	22
23	2000 to 3000 kWh	10	16.95%	98.31%	2283	\$719.79	\$691.04	(\$28.75)	-4.00%	23
24	> 3000 kWh	1	1.70%	100.00%	3169	\$1,499.52	\$1,395.43	(\$104.09)	-6.94%	24
25	TOTAL	59	100.00%	100.00%	1548	\$434.48	\$428.64	(\$5.84)	-1.34%	25

Note: DR w/ HUC reflects SDG&E's residential tiered rate schedule (Schedule DR) effective November 1, 2018 (AL 3290-E). DR w/o HUC is SDG&E's proposal to eliminate the HUC Charge.

Declaration of Cynthia Fang  
November 30, 2018



APPENDIX C – ATTACHMENT E  
 ILLUSTRATIVE HUC CUSTOMERS BY MONTH  
 SAN DIEGO GAS AND ELECTRIC COMPANY  
 PETITION FOR MODIFICATION OF D.15-07-001 AND D.17-07-006

**Typical Monthly Residential Energy Charges at DR w/ HUC and DR w/o HUC  
 Mountain Customers  
 CARE, August, All Electric**

Line No.	Energy kWh	Number of Customers	% of Customers	% of Customers Cumulative	Avg kWh for the Range	DR w/ HUC (\$)	DR w/o HUC (\$)	CHANGE (\$)	CHANGE (%)	Line No.
1	< 25 kWh	0	0.00%	0.00%	0	\$0.00	\$0.00	\$0.00	0.00%	1
2	25 to 50 kWh	0	0.00%	0.00%	0	\$0.00	\$0.00	\$0.00	0.00%	2
3	50 to 75 kWh	0	0.00%	0.00%	0	\$0.00	\$0.00	\$0.00	0.00%	3
4	75 to 100 kWh	0	0.00%	0.00%	0	\$0.00	\$0.00	\$0.00	0.00%	4
5	100 to 125 kWh	0	0.00%	0.00%	0	\$0.00	\$0.00	\$0.00	0.00%	5
6	125 to 150 kWh	0	0.00%	0.00%	0	\$0.00	\$0.00	\$0.00	0.00%	6
7	150 to 200 kWh	0	0.00%	0.00%	0	\$0.00	\$0.00	\$0.00	0.00%	7
8	200 to 250 kWh	0	0.00%	0.00%	0	\$0.00	\$0.00	\$0.00	0.00%	8
9	250 to 300 kWh	0	0.00%	0.00%	0	\$0.00	\$0.00	\$0.00	0.00%	9
10	300 to 350 kWh	0	0.00%	0.00%	0	\$0.00	\$0.00	\$0.00	0.00%	10
11	350 to 400 kWh	0	0.00%	0.00%	0	\$0.00	\$0.00	\$0.00	0.00%	11
12	400 to 450 kWh	0	0.00%	0.00%	0	\$0.00	\$0.00	\$0.00	0.00%	12
13	450 to 500 kWh	0	0.00%	0.00%	0	\$0.00	\$0.00	\$0.00	0.00%	13
14	500 to 550 kWh	0	0.00%	0.00%	0	\$0.00	\$0.00	\$0.00	0.00%	14
15	550 to 600 kWh	0	0.00%	0.00%	0	\$0.00	\$0.00	\$0.00	0.00%	15
16	600 to 650 kWh	0	0.00%	0.00%	0	\$0.00	\$0.00	\$0.00	0.00%	16
17	650 to 700 kWh	0	0.00%	0.00%	0	\$0.00	\$0.00	\$0.00	0.00%	17
18	700 to 800 kWh	0	0.00%	0.00%	0	\$0.00	\$0.00	\$0.00	0.00%	18
19	800 to 900 kWh	0	0.00%	0.00%	0	\$0.00	\$0.00	\$0.00	0.00%	19
20	900 to 1000 kWh	0	0.00%	0.00%	0	\$0.00	\$0.00	\$0.00	0.00%	20
21	1000 to 1500 kWh	2	10.00%	10.00%	1296	\$298.36	\$300.74	\$2.38	0.80%	21
22	1500 to 2000 kWh	8	40.00%	50.00%	1753	\$434.13	\$437.58	\$3.45	0.79%	22
23	2000 to 3000 kWh	8	40.00%	90.00%	2318	\$615.66	\$606.68	(\$8.98)	-1.46%	23
24	> 3000 kWh	2	10.00%	100.00%	7950	\$2,570.71	\$2,292.99	(\$277.72)	-10.80%	24
25	TOTAL	20	100.00%	100.00%	2553	\$706.82	\$677.08	(\$29.74)	-4.21%	25

Note: DR w/ HUC reflects SDG&E's residential tiered rate schedule (Schedule DR) effective November 1, 2018 (AL 3290-E). DR w/o HUC is SDG&E's proposal to eliminate the HUC Charge.

Declaration of Cynthia Fang  
 November 30, 2018

APPENDIX C – ATTACHMENT E  
 ILLUSTRATIVE HUC CUSTOMERS BY MONTH  
 SAN DIEGO GAS AND ELECTRIC COMPANY  
 PETITION FOR MODIFICATION OF D.15-07-001 AND D.17-07-006

**Typical Monthly Residential Energy Charges at DR w/ HUC and DR w/o HUC  
 Mountain Customers  
 CARE, September, Basic**

Line										Line
No.	Energy kWh	Number of Customers	% of Customers	% of Customers Cumulative	Avg kWh for the Range	DR w/ HUC (\$)	DR w/o HUC (\$)	CHANGE (\$)	CHANGE (%)	No.
1	< 25 kWh	0	0.00%	0.00%	0	\$0.00	\$0.00	\$0.00	0.00%	1
2	25 to 50 kWh	0	0.00%	0.00%	0	\$0.00	\$0.00	\$0.00	0.00%	2
3	50 to 75 kWh	0	0.00%	0.00%	0	\$0.00	\$0.00	\$0.00	0.00%	3
4	75 to 100 kWh	0	0.00%	0.00%	0	\$0.00	\$0.00	\$0.00	0.00%	4
5	100 to 125 kWh	0	0.00%	0.00%	0	\$0.00	\$0.00	\$0.00	0.00%	5
6	125 to 150 kWh	0	0.00%	0.00%	0	\$0.00	\$0.00	\$0.00	0.00%	6
7	150 to 200 kWh	1	1.70%	1.70%	194	\$32.35	\$32.61	\$0.26	0.80%	7
8	200 to 250 kWh	0	0.00%	1.70%	0	\$0.00	\$0.00	\$0.00	0.00%	8
9	250 to 300 kWh	0	0.00%	1.70%	0	\$0.00	\$0.00	\$0.00	0.00%	9
10	300 to 350 kWh	1	1.70%	3.39%	319	\$53.19	\$53.62	\$0.43	0.81%	10
11	350 to 400 kWh	0	0.00%	3.39%	0	\$0.00	\$0.00	\$0.00	0.00%	11
12	400 to 450 kWh	0	0.00%	3.39%	0	\$0.00	\$0.00	\$0.00	0.00%	12
13	450 to 500 kWh	1	1.70%	5.09%	484	\$80.70	\$81.36	\$0.66	0.82%	13
14	500 to 550 kWh	0	0.00%	5.09%	0	\$0.00	\$0.00	\$0.00	0.00%	14
15	550 to 600 kWh	2	3.39%	8.48%	588	\$105.60	\$106.45	\$0.85	0.80%	15
16	600 to 650 kWh	0	0.00%	8.48%	0	\$0.00	\$0.00	\$0.00	0.00%	16
17	650 to 700 kWh	5	8.48%	16.95%	670	\$129.96	\$131.00	\$1.04	0.80%	17
18	700 to 800 kWh	3	5.09%	22.04%	752	\$184.10	\$185.58	\$1.48	0.80%	18
19	800 to 900 kWh	3	5.09%	27.12%	853	\$184.33	\$185.80	\$1.47	0.80%	19
20	900 to 1000 kWh	12	20.34%	47.46%	952	\$224.38	\$226.18	\$1.80	0.80%	20
21	1000 to 1500 kWh	20	33.90%	81.36%	1199	\$305.46	\$307.89	\$2.43	0.80%	21
22	1500 to 2000 kWh	9	15.25%	96.61%	1669	\$456.06	\$455.88	(\$0.18)	-0.04%	22
23	2000 to 3000 kWh	2	3.39%	100.00%	2349	\$868.93	\$828.54	(\$40.39)	-4.65%	23
24	> 3000 kWh	0	0.00%	100.00%	0	\$0.00	\$0.00	\$0.00	0.00%	24
25	TOTAL	59	100.00%	100.00%	1110	\$284.35	\$284.43	\$0.08	0.03%	25

Note: DR w/ HUC reflects SDG&E's residential tiered rate schedule (Schedule DR) effective November 1, 2018 (AL 3290-E). DR w/o HUC is SDG&E's proposal to eliminate the HUC Charge.

Declaration of Cynthia Fang  
 November 30, 2018

APPENDIX C – ATTACHMENT E  
 ILLUSTRATIVE HUC CUSTOMERS BY MONTH  
 SAN DIEGO GAS AND ELECTRIC COMPANY  
 PETITION FOR MODIFICATION OF D.15-07-001 AND D.17-07-006

**Typical Monthly Residential Energy Charges at DR w/ HUC and DR w/o HUC  
 Mountain Customers  
 CARE, September, All Electric**

Line										Line
No.	Energy kWh	Number of Customers	% of Customers	% of Customers Cumulative	Avg kWh for the Range	DR w/ HUC (\$)	DR w/o HUC (\$)	CHANGE (\$)	CHANGE (%)	No.
1	< 25 kWh	0	0.00%	0.00%	0	\$0.00	\$0.00	\$0.00	0.00%	1
2	25 to 50 kWh	0	0.00%	0.00%	0	\$0.00	\$0.00	\$0.00	0.00%	2
3	50 to 75 kWh	0	0.00%	0.00%	0	\$0.00	\$0.00	\$0.00	0.00%	3
4	75 to 100 kWh	0	0.00%	0.00%	0	\$0.00	\$0.00	\$0.00	0.00%	4
5	100 to 125 kWh	0	0.00%	0.00%	0	\$0.00	\$0.00	\$0.00	0.00%	5
6	125 to 150 kWh	0	0.00%	0.00%	0	\$0.00	\$0.00	\$0.00	0.00%	6
7	150 to 200 kWh	0	0.00%	0.00%	0	\$0.00	\$0.00	\$0.00	0.00%	7
8	200 to 250 kWh	0	0.00%	0.00%	0	\$0.00	\$0.00	\$0.00	0.00%	8
9	250 to 300 kWh	0	0.00%	0.00%	0	\$0.00	\$0.00	\$0.00	0.00%	9
10	300 to 350 kWh	0	0.00%	0.00%	0	\$0.00	\$0.00	\$0.00	0.00%	10
11	350 to 400 kWh	0	0.00%	0.00%	0	\$0.00	\$0.00	\$0.00	0.00%	11
12	400 to 450 kWh	0	0.00%	0.00%	0	\$0.00	\$0.00	\$0.00	0.00%	12
13	450 to 500 kWh	0	0.00%	0.00%	0	\$0.00	\$0.00	\$0.00	0.00%	13
14	500 to 550 kWh	0	0.00%	0.00%	0	\$0.00	\$0.00	\$0.00	0.00%	14
15	550 to 600 kWh	0	0.00%	0.00%	0	\$0.00	\$0.00	\$0.00	0.00%	15
16	600 to 650 kWh	2	10.00%	10.00%	624	\$104.12	\$104.97	\$0.85	0.81%	16
17	650 to 700 kWh	0	0.00%	10.00%	0	\$0.00	\$0.00	\$0.00	0.00%	17
18	700 to 800 kWh	0	0.00%	10.00%	0	\$0.00	\$0.00	\$0.00	0.00%	18
19	800 to 900 kWh	1	5.00%	15.00%	844	\$166.79	\$168.13	\$1.34	0.80%	19
20	900 to 1000 kWh	0	0.00%	15.00%	0	\$0.00	\$0.00	\$0.00	0.00%	20
21	1000 to 1500 kWh	10	50.00%	65.00%	1356	\$319.16	\$321.71	\$2.55	0.80%	21
22	1500 to 2000 kWh	4	20.00%	85.00%	1729	\$429.78	\$433.21	\$3.43	0.80%	22
23	2000 to 3000 kWh	1	5.00%	90.00%	2121	\$553.24	\$550.51	(\$2.73)	-0.49%	23
24	> 3000 kWh	2	10.00%	100.00%	6556	\$2,093.16	\$1,878.62	(\$214.54)	-10.25%	24
25	TOTAL	20	100.00%	100.00%	1890	\$501.27	\$481.79	(\$19.48)	-3.89%	25

Note: DR w/ HUC reflects SDG&E's residential tiered rate schedule (Schedule DR) effective November 1, 2018 (AL 3290-E). DR w/o HUC is SDG&E's proposal to eliminate the HUC Charge.

Declaration of Cynthia Fang  
 November 30, 2018

APPENDIX C – ATTACHMENT E  
ILLUSTRATIVE HUC CUSTOMERS BY MONTH  
SAN DIEGO GAS AND ELECTRIC COMPANY  
PETITION FOR MODIFICATION OF D.15-07-001 AND D.17-07-006

**Typical Monthly Residential Energy Charges at DR w/ HUC and DR w/o HUC  
Mountain Customers  
CARE, October, Basic**

Line										Line
No.	Energy kWh	Number of Customers	% of Customers	% of Customers Cumulative	Avg kWh for the Range	DR w/ HUC (\$)	DR w/o HUC (\$)	CHANGE (\$)	CHANGE (%)	No.
1	< 25 kWh	0	0.00%	0.00%	0	\$0.00	\$0.00	\$0.00	0.00%	1
2	25 to 50 kWh	0	0.00%	0.00%	0	\$0.00	\$0.00	\$0.00	0.00%	2
3	50 to 75 kWh	0	0.00%	0.00%	0	\$0.00	\$0.00	\$0.00	0.00%	3
4	75 to 100 kWh	0	0.00%	0.00%	0	\$0.00	\$0.00	\$0.00	0.00%	4
5	100 to 125 kWh	0	0.00%	0.00%	0	\$0.00	\$0.00	\$0.00	0.00%	5
6	125 to 150 kWh	0	0.00%	0.00%	0	\$0.00	\$0.00	\$0.00	0.00%	6
7	150 to 200 kWh	1	1.70%	1.70%	181	\$30.17	\$30.41	\$0.24	0.80%	7
8	200 to 250 kWh	1	1.70%	3.39%	236	\$39.36	\$39.68	\$0.32	0.81%	8
9	250 to 300 kWh	0	0.00%	3.39%	0	\$0.00	\$0.00	\$0.00	0.00%	9
10	300 to 350 kWh	2	3.39%	6.78%	313	\$52.28	\$52.70	\$0.42	0.80%	10
11	350 to 400 kWh	0	0.00%	6.78%	0	\$0.00	\$0.00	\$0.00	0.00%	11
12	400 to 450 kWh	1	1.70%	8.48%	442	\$73.70	\$74.30	\$0.60	0.81%	12
13	450 to 500 kWh	1	1.70%	10.17%	472	\$78.71	\$79.35	\$0.64	0.81%	13
14	500 to 550 kWh	2	3.39%	13.56%	531	\$88.62	\$89.34	\$0.72	0.82%	14
15	550 to 600 kWh	1	1.70%	15.26%	592	\$104.30	\$105.14	\$0.84	0.81%	15
16	600 to 650 kWh	5	8.48%	23.73%	609	\$109.54	\$110.42	\$0.88	0.80%	16
17	650 to 700 kWh	3	5.09%	28.82%	674	\$128.67	\$129.70	\$1.03	0.80%	17
18	700 to 800 kWh	6	10.17%	38.98%	737	\$161.63	\$162.92	\$1.29	0.80%	18
19	800 to 900 kWh	7	11.86%	50.85%	844	\$193.99	\$195.55	\$1.56	0.80%	19
20	900 to 1000 kWh	2	3.39%	54.24%	958	\$213.20	\$214.90	\$1.70	0.80%	20
21	1000 to 1500 kWh	23	38.98%	93.22%	1236	\$318.21	\$320.75	\$2.54	0.80%	21
22	1500 to 2000 kWh	3	5.09%	98.31%	1737	\$543.96	\$541.72	(\$2.24)	-0.41%	22
23	2000 to 3000 kWh	1	1.70%	100.00%	2216	\$613.22	\$591.42	(\$21.80)	-3.56%	23
24	> 3000 kWh	0	0.00%	100.00%	0	\$0.00	\$0.00	\$0.00	0.00%	24
25	TOTAL	59	100.00%	100.00%	962	\$234.91	\$236.00	\$1.09	0.46%	25

Note: DR w/ HUC reflects SDG&E’s residential tiered rate schedule (Schedule DR) effective November 1, 2018 (AL 3290-E). DR w/o HUC is SDG&E’s proposal to eliminate the HUC Charge.

Declaration of Cynthia Fang  
November 30, 2018

APPENDIX C – ATTACHMENT E  
ILLUSTRATIVE HUC CUSTOMERS BY MONTH  
SAN DIEGO GAS AND ELECTRIC COMPANY  
PETITION FOR MODIFICATION OF D.15-07-001 AND D.17-07-006

**Typical Monthly Residential Energy Charges at DR w/ HUC and DR w/o HUC  
Mountain Customers  
CARE, October, All Electric**

Line No.	Energy kWh	Number of Customers	% of Customers	% of Customers Cumulative	Avg kWh for the Range	DR w/ HUC (\$)	DR w/o HUC (\$)	CHANGE (\$)	CHANGE (%)	Line No.
1	< 25 kWh	0	0.00%	0.00%	0	\$0.00	\$0.00	\$0.00	0.00%	1
2	25 to 50 kWh	0	0.00%	0.00%	0	\$0.00	\$0.00	\$0.00	0.00%	2
3	50 to 75 kWh	0	0.00%	0.00%	0	\$0.00	\$0.00	\$0.00	0.00%	3
4	75 to 100 kWh	0	0.00%	0.00%	0	\$0.00	\$0.00	\$0.00	0.00%	4
5	100 to 125 kWh	0	0.00%	0.00%	0	\$0.00	\$0.00	\$0.00	0.00%	5
6	125 to 150 kWh	0	0.00%	0.00%	0	\$0.00	\$0.00	\$0.00	0.00%	6
7	150 to 200 kWh	0	0.00%	0.00%	0	\$0.00	\$0.00	\$0.00	0.00%	7
8	200 to 250 kWh	0	0.00%	0.00%	0	\$0.00	\$0.00	\$0.00	0.00%	8
9	250 to 300 kWh	0	0.00%	0.00%	0	\$0.00	\$0.00	\$0.00	0.00%	9
10	300 to 350 kWh	0	0.00%	0.00%	0	\$0.00	\$0.00	\$0.00	0.00%	10
11	350 to 400 kWh	1	5.00%	5.00%	360	\$60.03	\$60.51	\$0.48	0.80%	11
12	400 to 450 kWh	0	0.00%	5.00%	0	\$0.00	\$0.00	\$0.00	0.00%	12
13	450 to 500 kWh	0	0.00%	5.00%	0	\$0.00	\$0.00	\$0.00	0.00%	13
14	500 to 550 kWh	0	0.00%	5.00%	0	\$0.00	\$0.00	\$0.00	0.00%	14
15	550 to 600 kWh	0	0.00%	5.00%	0	\$0.00	\$0.00	\$0.00	0.00%	15
16	600 to 650 kWh	0	0.00%	5.00%	0	\$0.00	\$0.00	\$0.00	0.00%	16
17	650 to 700 kWh	2	10.00%	15.00%	687	\$117.45	\$118.39	\$0.94	0.81%	17
18	700 to 800 kWh	1	5.00%	20.00%	783	\$145.82	\$146.99	\$1.17	0.80%	18
19	800 to 900 kWh	1	5.00%	25.00%	847	\$164.83	\$166.15	\$1.32	0.80%	19
20	900 to 1000 kWh	2	10.00%	35.00%	948	\$194.99	\$196.55	\$1.56	0.80%	20
21	1000 to 1500 kWh	9	45.00%	80.00%	1271	\$290.96	\$293.27	\$2.31	0.80%	21
22	1500 to 2000 kWh	1	5.00%	85.00%	1988	\$503.80	\$507.79	\$3.99	0.79%	22
23	2000 to 3000 kWh	1	5.00%	90.00%	2210	\$577.87	\$574.28	(\$3.59)	-0.62%	23
24	> 3000 kWh	2	10.00%	100.00%	5900	\$1,859.15	\$1,679.32	(\$179.83)	-9.67%	24
25	TOTAL	20	100.00%	100.00%	1635	\$420.71	\$404.18	(\$16.53)	-3.93%	25

Note: DR w/ HUC reflects SDG&E’s residential tiered rate schedule (Schedule DR) effective November 1, 2018 (AL 3290-E). DR w/o HUC is SDG&E’s proposal to eliminate the HUC Charge.

Declaration of Cynthia Fang  
November 30, 2018

APPENDIX C – ATTACHMENT E  
ILLUSTRATIVE HUC CUSTOMERS BY MONTH  
SAN DIEGO GAS AND ELECTRIC COMPANY  
PETITION FOR MODIFICATION OF D.15-07-001 AND D.17-07-006

**Typical Monthly Residential Energy Charges at DR w/ HUC and DR w/o HUC  
Mountain Customers  
CARE, November, Basic**

Line No.	Energy kWh	Number of Customers	% of Customers	% of Customers Cumulative	Avg kWh for the Range	DR w/ HUC (\$)	DR w/o HUC (\$)	CHANGE (\$)	CHANGE (%)	Line No.
1	< 25 kWh	0	0.00%	0.00%	0	\$0.00	\$0.00	\$0.00	0.00%	1
2	25 to 50 kWh	0	0.00%	0.00%	0	\$0.00	\$0.00	\$0.00	0.00%	2
3	50 to 75 kWh	0	0.00%	0.00%	0	\$0.00	\$0.00	\$0.00	0.00%	3
4	75 to 100 kWh	0	0.00%	0.00%	0	\$0.00	\$0.00	\$0.00	0.00%	4
5	100 to 125 kWh	0	0.00%	0.00%	0	\$0.00	\$0.00	\$0.00	0.00%	5
6	125 to 150 kWh	1	1.70%	1.70%	130	\$18.27	\$18.44	\$0.17	0.93%	6
7	150 to 200 kWh	1	1.70%	3.39%	189	\$26.56	\$26.81	\$0.25	0.94%	7
8	200 to 250 kWh	0	0.00%	3.39%	0	\$0.00	\$0.00	\$0.00	0.00%	8
9	250 to 300 kWh	0	0.00%	3.39%	0	\$0.00	\$0.00	\$0.00	0.00%	9
10	300 to 350 kWh	0	0.00%	3.39%	0	\$0.00	\$0.00	\$0.00	0.00%	10
11	350 to 400 kWh	1	1.70%	5.09%	373	\$52.41	\$52.91	\$0.50	0.95%	11
12	400 to 450 kWh	4	6.78%	11.87%	431	\$60.63	\$61.21	\$0.58	0.96%	12
13	450 to 500 kWh	1	1.70%	13.56%	453	\$63.65	\$64.26	\$0.61	0.96%	13
14	500 to 550 kWh	2	3.39%	16.95%	529	\$77.20	\$77.94	\$0.74	0.95%	14
15	550 to 600 kWh	4	6.78%	23.73%	581	\$90.32	\$91.17	\$0.85	0.95%	15
16	600 to 650 kWh	7	11.86%	35.59%	627	\$111.33	\$112.39	\$1.06	0.95%	16
17	650 to 700 kWh	4	6.78%	42.37%	674	\$113.79	\$114.87	\$1.08	0.95%	17
18	700 to 800 kWh	5	8.48%	50.85%	752	\$149.54	\$150.96	\$1.42	0.95%	18
19	800 to 900 kWh	3	5.09%	55.93%	832	\$215.80	\$217.84	\$2.04	0.95%	19
20	900 to 1000 kWh	2	3.39%	59.32%	958	\$185.04	\$186.79	\$1.75	0.95%	20
21	1000 to 1500 kWh	20	33.90%	93.22%	1278	\$274.51	\$277.11	\$2.60	0.95%	21
22	1500 to 2000 kWh	3	5.09%	98.31%	1605	\$350.21	\$350.81	\$0.60	0.17%	22
23	2000 to 3000 kWh	1	1.70%	100.00%	2114	\$797.56	\$767.41	(\$30.15)	-3.78%	23
24	> 3000 kWh	0	0.00%	100.00%	0	\$0.00	\$0.00	\$0.00	0.00%	24
25	TOTAL	59	100.00%	100.00%	915	\$190.80	\$191.83	\$1.03	0.54%	25

Note: DR w/ HUC reflects SDG&E’s residential tiered rate schedule (Schedule DR) effective November 1, 2018 (AL 3290-E). DR w/o HUC is SDG&E’s proposal to eliminate the HUC Charge.

Declaration of Cynthia Fang  
November 30, 2018

APPENDIX C – ATTACHMENT E  
ILLUSTRATIVE HUC CUSTOMERS BY MONTH  
SAN DIEGO GAS AND ELECTRIC COMPANY  
PETITION FOR MODIFICATION OF D.15-07-001 AND D.17-07-006

**Typical Monthly Residential Energy Charges at DR w/ HUC and DR w/o HUC  
Mountain Customers  
CARE, November, All Electric**

Line										Line
No.	Energy kWh	Number of Customers	% of Customers	% of Customers Cumulative	Avg kWh for the Range	DR w/ HUC (\$)	DR w/o HUC (\$)	CHANGE (\$)	CHANGE (%)	No.
1	< 25 kWh	0	0.00%	0.00%	0	\$0.00	\$0.00	\$0.00	0.00%	1
2	25 to 50 kWh	0	0.00%	0.00%	0	\$0.00	\$0.00	\$0.00	0.00%	2
3	50 to 75 kWh	0	0.00%	0.00%	0	\$0.00	\$0.00	\$0.00	0.00%	3
4	75 to 100 kWh	0	0.00%	0.00%	0	\$0.00	\$0.00	\$0.00	0.00%	4
5	100 to 125 kWh	0	0.00%	0.00%	0	\$0.00	\$0.00	\$0.00	0.00%	5
6	125 to 150 kWh	0	0.00%	0.00%	0	\$0.00	\$0.00	\$0.00	0.00%	6
7	150 to 200 kWh	0	0.00%	0.00%	0	\$0.00	\$0.00	\$0.00	0.00%	7
8	200 to 250 kWh	0	0.00%	0.00%	0	\$0.00	\$0.00	\$0.00	0.00%	8
9	250 to 300 kWh	0	0.00%	0.00%	0	\$0.00	\$0.00	\$0.00	0.00%	9
10	300 to 350 kWh	0	0.00%	0.00%	0	\$0.00	\$0.00	\$0.00	0.00%	10
11	350 to 400 kWh	0	0.00%	0.00%	0	\$0.00	\$0.00	\$0.00	0.00%	11
12	400 to 450 kWh	1	5.00%	5.00%	427	\$60.00	\$60.57	\$0.57	0.95%	12
13	450 to 500 kWh	0	0.00%	5.00%	0	\$0.00	\$0.00	\$0.00	0.00%	13
14	500 to 550 kWh	0	0.00%	5.00%	0	\$0.00	\$0.00	\$0.00	0.00%	14
15	550 to 600 kWh	0	0.00%	5.00%	0	\$0.00	\$0.00	\$0.00	0.00%	15
16	600 to 650 kWh	1	5.00%	10.00%	637	\$89.49	\$90.35	\$0.86	0.96%	16
17	650 to 700 kWh	1	5.00%	15.00%	679	\$95.41	\$96.32	\$0.91	0.95%	17
18	700 to 800 kWh	1	5.00%	20.00%	711	\$99.91	\$100.87	\$0.96	0.96%	18
19	800 to 900 kWh	3	15.00%	35.00%	870	\$122.34	\$123.52	\$1.18	0.97%	19
20	900 to 1000 kWh	0	0.00%	35.00%	0	\$0.00	\$0.00	\$0.00	0.00%	20
21	1000 to 1500 kWh	7	35.00%	70.00%	1328	\$221.34	\$223.46	\$2.12	0.95%	21
22	1500 to 2000 kWh	3	15.00%	85.00%	1619	\$294.45	\$297.25	\$2.80	0.95%	22
23	2000 to 3000 kWh	1	5.00%	90.00%	2279	\$460.08	\$464.45	\$4.37	0.95%	23
24	> 3000 kWh	2	10.00%	100.00%	5032	\$1,232.72	\$1,162.31	(\$70.41)	-5.71%	24
25	TOTAL	20	100.00%	100.00%	1578	\$303.51	\$298.18	(\$5.33)	-1.75%	25

Note: DR w/ HUC reflects SDG&E's residential tiered rate schedule (Schedule DR) effective November 1, 2018 (AL 3290-E). DR w/o HUC is SDG&E's proposal to eliminate the HUC Charge.

Declaration of Cynthia Fang  
November 30, 2018

APPENDIX C – ATTACHMENT E  
ILLUSTRATIVE HUC CUSTOMERS BY MONTH  
SAN DIEGO GAS AND ELECTRIC COMPANY  
PETITION FOR MODIFICATION OF D.15-07-001 AND D.17-07-006

**Typical Monthly Residential Energy Charges at DR w/ HUC and DR w/o HUC  
Mountain Customers  
CARE, December, Basic**

Line No.	Energy kWh	Number of Customers	% of Customers	% of Customers Cumulative	Avg kWh for the Range	DR w/ HUC (\$)	DR w/o HUC (\$)	CHANGE (\$)	CHANGE (%)	Line No.
1	< 25 kWh	0	0.00%	0.00%	0	\$0.00	\$0.00	\$0.00	0.00%	1
2	25 to 50 kWh	0	0.00%	0.00%	0	\$0.00	\$0.00	\$0.00	0.00%	2
3	50 to 75 kWh	1	1.70%	1.70%	63	\$8.85	\$8.93	\$0.08	0.90%	3
4	75 to 100 kWh	0	0.00%	1.70%	0	\$0.00	\$0.00	\$0.00	0.00%	4
5	100 to 125 kWh	0	0.00%	1.70%	0	\$0.00	\$0.00	\$0.00	0.00%	5
6	125 to 150 kWh	1	1.70%	3.39%	129	\$18.13	\$18.30	\$0.17	0.94%	6
7	150 to 200 kWh	0	0.00%	3.39%	0	\$0.00	\$0.00	\$0.00	0.00%	7
8	200 to 250 kWh	1	1.70%	5.09%	224	\$31.46	\$31.76	\$0.30	0.95%	8
9	250 to 300 kWh	0	0.00%	5.09%	0	\$0.00	\$0.00	\$0.00	0.00%	9
10	300 to 350 kWh	1	1.70%	6.78%	315	\$44.25	\$44.68	\$0.43	0.97%	10
11	350 to 400 kWh	0	0.00%	6.78%	0	\$0.00	\$0.00	\$0.00	0.00%	11
12	400 to 450 kWh	2	3.39%	10.17%	424	\$59.65	\$60.22	\$0.57	0.95%	12
13	450 to 500 kWh	3	5.09%	15.26%	478	\$67.21	\$67.85	\$0.64	0.95%	13
14	500 to 550 kWh	3	5.09%	20.34%	537	\$77.33	\$78.07	\$0.74	0.95%	14
15	550 to 600 kWh	2	3.39%	23.73%	597	\$92.52	\$93.40	\$0.88	0.95%	15
16	600 to 650 kWh	4	6.78%	30.51%	630	\$100.81	\$101.77	\$0.96	0.95%	16
17	650 to 700 kWh	3	5.09%	35.60%	673	\$111.47	\$112.53	\$1.06	0.95%	17
18	700 to 800 kWh	5	8.48%	44.07%	740	\$145.22	\$146.60	\$1.38	0.95%	18
19	800 to 900 kWh	5	8.48%	52.55%	847	\$213.59	\$215.62	\$2.03	0.95%	19
20	900 to 1000 kWh	3	5.09%	57.63%	939	\$178.26	\$179.95	\$1.69	0.95%	20
21	1000 to 1500 kWh	15	25.42%	83.05%	1234	\$261.80	\$264.28	\$2.48	0.95%	21
22	1500 to 2000 kWh	7	11.86%	94.92%	1758	\$390.87	\$387.75	(\$3.12)	-0.80%	22
23	2000 to 3000 kWh	3	5.09%	100.00%	2287	\$682.57	\$650.29	(\$32.28)	-4.73%	23
24	> 3000 kWh	0	0.00%	100.00%	0	\$0.00	\$0.00	\$0.00	0.00%	24
25	TOTAL	59	100.00%	100.00%	996	\$213.86	\$213.11	(\$0.75)	-0.35%	25

Note: DR w/ HUC reflects SDG&E’s residential tiered rate schedule (Schedule DR) effective November 1, 2018 (AL 3290-E). DR w/o HUC is SDG&E’s proposal to eliminate the HUC Charge.

Declaration of Cynthia Fang  
November 30, 2018



APPENDIX C – ATTACHMENT E  
ILLUSTRATIVE HUC CUSTOMERS BY MONTH  
SAN DIEGO GAS AND ELECTRIC COMPANY  
PETITION FOR MODIFICATION OF D.15-07-001 AND D.17-07-006

**Typical Monthly Residential Energy Charges at DR w/ HUC and DR w/o HUC  
Mountain Customers  
CARE, December, All Electric**

Line No.	Energy kWh	Number of Customers	% of Customers	% of Customers Cumulative	Avg kWh for the Range	DR w/ HUC (\$)	DR w/o HUC (\$)	CHANGE (\$)	CHANGE (%)	Line No.
1	< 25 kWh	0	0.00%	0.00%	0	\$0.00	\$0.00	\$0.00	0.00%	1
2	25 to 50 kWh	0	0.00%	0.00%	0	\$0.00	\$0.00	\$0.00	0.00%	2
3	50 to 75 kWh	0	0.00%	0.00%	0	\$0.00	\$0.00	\$0.00	0.00%	3
4	75 to 100 kWh	0	0.00%	0.00%	0	\$0.00	\$0.00	\$0.00	0.00%	4
5	100 to 125 kWh	0	0.00%	0.00%	0	\$0.00	\$0.00	\$0.00	0.00%	5
6	125 to 150 kWh	0	0.00%	0.00%	0	\$0.00	\$0.00	\$0.00	0.00%	6
7	150 to 200 kWh	0	0.00%	0.00%	0	\$0.00	\$0.00	\$0.00	0.00%	7
8	200 to 250 kWh	0	0.00%	0.00%	0	\$0.00	\$0.00	\$0.00	0.00%	8
9	250 to 300 kWh	0	0.00%	0.00%	0	\$0.00	\$0.00	\$0.00	0.00%	9
10	300 to 350 kWh	0	0.00%	0.00%	0	\$0.00	\$0.00	\$0.00	0.00%	10
11	350 to 400 kWh	0	0.00%	0.00%	0	\$0.00	\$0.00	\$0.00	0.00%	11
12	400 to 450 kWh	0	0.00%	0.00%	0	\$0.00	\$0.00	\$0.00	0.00%	12
13	450 to 500 kWh	0	0.00%	0.00%	0	\$0.00	\$0.00	\$0.00	0.00%	13
14	500 to 550 kWh	0	0.00%	0.00%	0	\$0.00	\$0.00	\$0.00	0.00%	14
15	550 to 600 kWh	1	5.00%	5.00%	597	\$83.88	\$84.67	\$0.79	0.94%	15
16	600 to 650 kWh	0	0.00%	5.00%	0	\$0.00	\$0.00	\$0.00	0.00%	16
17	650 to 700 kWh	0	0.00%	5.00%	0	\$0.00	\$0.00	\$0.00	0.00%	17
18	700 to 800 kWh	1	5.00%	10.00%	703	\$98.77	\$99.72	\$0.95	0.96%	18
19	800 to 900 kWh	3	15.00%	25.00%	856	\$120.28	\$121.43	\$1.15	0.96%	19
20	900 to 1000 kWh	1	5.00%	30.00%	931	\$130.82	\$132.07	\$1.25	0.96%	20
21	1000 to 1500 kWh	2	10.00%	40.00%	1172	\$178.51	\$180.21	\$1.70	0.96%	21
22	1500 to 2000 kWh	8	40.00%	80.00%	1762	\$326.52	\$329.62	\$3.10	0.95%	22
23	2000 to 3000 kWh	2	10.00%	90.00%	2397	\$486.09	\$490.69	\$4.60	0.95%	23
24	> 3000 kWh	2	10.00%	100.00%	4717	\$1,131.93	\$1,078.57	(\$53.36)	-4.71%	24
25	TOTAL	20	100.00%	100.00%	1773	\$343.97	\$340.83	(\$3.14)	-0.91%	25

Note: DR w/ HUC reflects SDG&E’s residential tiered rate schedule (Schedule DR) effective November 1, 2018 (AL 3290-E). DR w/o HUC is SDG&E’s proposal to eliminate the HUC Charge.

Declaration of Cynthia Fang  
November 30, 2018

APPENDIX C – ATTACHMENT E  
ILLUSTRATIVE HUC CUSTOMERS BY MONTH  
SAN DIEGO GAS AND ELECTRIC COMPANY  
PETITION FOR MODIFICATION OF D.15-07-001 AND D.17-07-006

**Typical Monthly Residential Energy Charges at DR w/ HUC and DR w/o HUC  
Mountain Customers  
Non-CARE, January, Basic**

Line										Line
No.	Energy kWh	Number of Customers	% of Customers	% of Customers Cumulative	Avg kWh for the Range	DR w/ HUC (\$)	DR w/o HUC (\$)	CHANGE (\$)	CHANGE (%)	No.
1	< 25 kWh	1	0.19%	0.19%	0	\$10.20	\$10.20	\$0.00	0.00%	1
2	25 to 50 kWh	0	0.00%	0.19%	0	\$0.00	\$0.00	\$0.00	0.00%	2
3	50 to 75 kWh	0	0.00%	0.19%	0	\$0.00	\$0.00	\$0.00	0.00%	3
4	75 to 100 kWh	4	0.74%	0.93%	85	\$19.45	\$19.63	\$0.18	0.94%	4
5	100 to 125 kWh	1	0.19%	1.12%	120	\$27.45	\$27.71	\$0.26	0.95%	5
6	125 to 150 kWh	0	0.00%	1.12%	0	\$0.00	\$0.00	\$0.00	0.00%	6
7	150 to 200 kWh	2	0.37%	1.49%	163	\$37.41	\$37.76	\$0.35	0.94%	7
8	200 to 250 kWh	3	0.56%	2.05%	233	\$53.38	\$53.88	\$0.50	0.94%	8
9	250 to 300 kWh	2	0.37%	2.42%	272	\$62.34	\$62.93	\$0.59	0.94%	9
10	300 to 350 kWh	4	0.74%	3.16%	334	\$76.41	\$77.13	\$0.72	0.94%	10
11	350 to 400 kWh	5	0.93%	4.09%	376	\$86.11	\$86.92	\$0.81	0.94%	11
12	400 to 450 kWh	8	1.49%	5.58%	424	\$97.14	\$98.05	\$0.91	0.94%	12
13	450 to 500 kWh	17	3.16%	8.74%	475	\$108.78	\$109.80	\$1.02	0.94%	13
14	500 to 550 kWh	22	4.09%	12.83%	524	\$121.41	\$122.55	\$1.14	0.94%	14
15	550 to 600 kWh	14	2.60%	15.43%	577	\$141.81	\$143.15	\$1.34	0.94%	15
16	600 to 650 kWh	38	7.06%	22.49%	630	\$161.64	\$163.17	\$1.53	0.94%	16
17	650 to 700 kWh	24	4.46%	26.95%	675	\$181.26	\$182.97	\$1.71	0.94%	17
18	700 to 800 kWh	55	10.22%	37.17%	760	\$215.07	\$217.11	\$2.04	0.95%	18
19	800 to 900 kWh	51	9.48%	46.65%	847	\$250.16	\$252.53	\$2.37	0.95%	19
20	900 to 1000 kWh	39	7.25%	53.90%	950	\$291.46	\$294.22	\$2.76	0.95%	20
21	1000 to 1500 kWh	129	23.98%	77.88%	1238	\$406.54	\$410.39	\$3.85	0.95%	21
22	1500 to 2000 kWh	51	9.48%	87.36%	1713	\$605.10	\$602.46	(\$2.64)	-0.44%	22
23	2000 to 3000 kWh	34	6.32%	93.68%	2427	\$937.63	\$891.37	(\$46.26)	-4.93%	23
24	> 3000 kWh	34	6.32%	100.00%	5891	\$2,553.45	\$2,291.72	(\$261.73)	-10.25%	24
25	TOTAL	538	100.00%	100.00%	1354	\$477.59	\$459.76	(\$17.83)	-3.73%	25

Note: DR w/ HUC reflects SDG&E’s residential tiered rate schedule (Schedule DR) effective November 1, 2018 (AL 3290-E). DR w/o HUC is SDG&E’s proposal to eliminate the HUC Charge.

Declaration of Cynthia Fang  
November 30, 2018

APPENDIX C – ATTACHMENT E  
ILLUSTRATIVE HUC CUSTOMERS BY MONTH  
SAN DIEGO GAS AND ELECTRIC COMPANY  
PETITION FOR MODIFICATION OF D.15-07-001 AND D.17-07-006

**Typical Monthly Residential Energy Charges at DR w/ HUC and DR w/o HUC  
Mountain Customers  
Non-CARE, January, All Electric**

Line										Line
No.	Energy kWh	Number of Customers	% of Customers	% of Customers Cumulative	Avg kWh for the Range	DR w/ HUC (\$)	DR w/o HUC (\$)	CHANGE (\$)	CHANGE (%)	No.
1	< 25 kWh	1	0.60%	0.60%	8	\$10.20	\$10.20	\$0.00	0.00%	1
2	25 to 50 kWh	0	0.00%	0.60%	0	\$0.00	\$0.00	\$0.00	0.00%	2
3	50 to 75 kWh	0	0.00%	0.60%	0	\$0.00	\$0.00	\$0.00	0.00%	3
4	75 to 100 kWh	0	0.00%	0.60%	0	\$0.00	\$0.00	\$0.00	0.00%	4
5	100 to 125 kWh	0	0.00%	0.60%	0	\$0.00	\$0.00	\$0.00	0.00%	5
6	125 to 150 kWh	1	0.60%	1.20%	140	\$32.02	\$32.32	\$0.30	0.94%	6
7	150 to 200 kWh	1	0.60%	1.81%	186	\$42.55	\$42.95	\$0.40	0.94%	7
8	200 to 250 kWh	0	0.00%	1.81%	0	\$0.00	\$0.00	\$0.00	0.00%	8
9	250 to 300 kWh	0	0.00%	1.81%	0	\$0.00	\$0.00	\$0.00	0.00%	9
10	300 to 350 kWh	1	0.60%	2.41%	340	\$77.79	\$78.52	\$0.73	0.94%	10
11	350 to 400 kWh	2	1.21%	3.61%	378	\$86.48	\$87.29	\$0.81	0.94%	11
12	400 to 450 kWh	2	1.21%	4.82%	437	\$100.08	\$101.03	\$0.95	0.94%	12
13	450 to 500 kWh	0	0.00%	4.82%	0	\$0.00	\$0.00	\$0.00	0.00%	13
14	500 to 550 kWh	0	0.00%	4.82%	0	\$0.00	\$0.00	\$0.00	0.00%	14
15	550 to 600 kWh	2	1.21%	6.02%	573	\$131.20	\$132.44	\$1.24	0.95%	15
16	600 to 650 kWh	1	0.60%	6.63%	609	\$139.31	\$140.63	\$1.32	0.95%	16
17	650 to 700 kWh	2	1.21%	7.83%	687	\$157.28	\$158.76	\$1.48	0.94%	17
18	700 to 800 kWh	2	1.21%	9.04%	785	\$179.69	\$181.39	\$1.70	0.95%	18
19	800 to 900 kWh	8	4.82%	13.85%	849	\$194.39	\$196.22	\$1.83	0.94%	19
20	900 to 1000 kWh	8	4.82%	18.67%	944	\$216.12	\$218.16	\$2.04	0.94%	20
21	1000 to 1500 kWh	68	40.96%	59.64%	1253	\$322.50	\$325.55	\$3.05	0.95%	21
22	1500 to 2000 kWh	33	19.88%	79.52%	1752	\$521.86	\$526.80	\$4.94	0.95%	22
23	2000 to 3000 kWh	23	13.86%	93.37%	2400	\$781.30	\$788.71	\$7.41	0.95%	23
24	> 3000 kWh	11	6.63%	100.00%	4793	\$1,843.02	\$1,755.96	(\$87.06)	-4.72%	24
25	TOTAL	166	100.00%	100.00%	1640	\$495.72	\$493.49	(\$2.23)	-0.45%	25

Note: DR w/ HUC reflects SDG&E's residential tiered rate schedule (Schedule DR) effective November 1, 2018 (AL 3290-E). DR w/o HUC is SDG&E's proposal to eliminate the HUC Charge.

Declaration of Cynthia Fang  
November 30, 2018

APPENDIX C – ATTACHMENT E  
ILLUSTRATIVE HUC CUSTOMERS BY MONTH  
SAN DIEGO GAS AND ELECTRIC COMPANY  
PETITION FOR MODIFICATION OF D.15-07-001 AND D.17-07-006

**Typical Monthly Residential Energy Charges at DR w/ HUC and DR w/o HUC  
Mountain Customers  
Non-CARE, February, Basic**

Line No.	Energy kWh	Number of Customers	% of Customers	% of Customers Cumulative	Avg kWh for the Range	DR w/ HUC (\$)	DR w/o HUC (\$)	CHANGE (\$)	CHANGE (%)	Line No.
1	< 25 kWh	1	0.19%	0.19%	0	\$9.21	\$9.21	\$0.00	0.00%	1
2	25 to 50 kWh	1	0.19%	0.37%	50	\$11.42	\$11.53	\$0.11	0.96%	2
3	50 to 75 kWh	0	0.00%	0.37%	0	\$0.00	\$0.00	\$0.00	0.00%	3
4	75 to 100 kWh	0	0.00%	0.37%	0	\$0.00	\$0.00	\$0.00	0.00%	4
5	100 to 125 kWh	1	0.19%	0.56%	104	\$23.79	\$24.01	\$0.22	0.93%	5
6	125 to 150 kWh	0	0.00%	0.56%	0	\$0.00	\$0.00	\$0.00	0.00%	6
7	150 to 200 kWh	1	0.19%	0.74%	176	\$40.27	\$40.65	\$0.38	0.94%	7
8	200 to 250 kWh	5	0.93%	1.67%	217	\$49.64	\$50.11	\$0.47	0.95%	8
9	250 to 300 kWh	5	0.93%	2.60%	288	\$65.93	\$66.55	\$0.62	0.95%	9
10	300 to 350 kWh	3	0.56%	3.16%	332	\$76.11	\$76.82	\$0.71	0.94%	10
11	350 to 400 kWh	11	2.05%	5.21%	371	\$84.97	\$85.77	\$0.80	0.94%	11
12	400 to 450 kWh	10	1.86%	7.06%	426	\$97.48	\$98.40	\$0.92	0.94%	12
13	450 to 500 kWh	17	3.16%	10.22%	475	\$110.22	\$111.26	\$1.04	0.94%	13
14	500 to 550 kWh	21	3.90%	14.13%	531	\$132.21	\$133.46	\$1.25	0.94%	14
15	550 to 600 kWh	38	7.06%	21.19%	573	\$147.60	\$148.99	\$1.39	0.94%	15
16	600 to 650 kWh	30	5.58%	26.77%	628	\$171.11	\$172.73	\$1.62	0.95%	16
17	650 to 700 kWh	29	5.39%	32.16%	674	\$189.62	\$191.41	\$1.79	0.94%	17
18	700 to 800 kWh	60	11.15%	43.31%	744	\$217.81	\$219.86	\$2.05	0.95%	18
19	800 to 900 kWh	45	8.36%	51.67%	852	\$260.72	\$263.18	\$2.46	0.95%	19
20	900 to 1000 kWh	35	6.51%	58.18%	944	\$297.58	\$300.39	\$2.81	0.95%	20
21	1000 to 1500 kWh	103	19.15%	77.32%	1233	\$413.79	\$417.53	\$3.74	0.90%	21
22	1500 to 2000 kWh	58	10.78%	88.10%	1685	\$610.57	\$600.25	(\$10.32)	-1.69%	22
23	2000 to 3000 kWh	29	5.39%	93.49%	2355	\$922.79	\$870.83	(\$51.96)	-5.63%	23
24	> 3000 kWh	35	6.51%	100.00%	5858	\$2,557.06	\$2,287.18	(\$269.88)	-10.55%	24
25	TOTAL	538	100.00%	100.00%	1312	\$470.63	\$450.91	(\$19.72)	-4.19%	25

Note: DR w/ HUC reflects SDG&E's residential tiered rate schedule (Schedule DR) effective November 1, 2018 (AL 3290-E). DR w/o HUC is SDG&E's proposal to eliminate the HUC Charge.

Declaration of Cynthia Fang  
November 30, 2018

APPENDIX C – ATTACHMENT E  
ILLUSTRATIVE HUC CUSTOMERS BY MONTH  
SAN DIEGO GAS AND ELECTRIC COMPANY  
PETITION FOR MODIFICATION OF D.15-07-001 AND D.17-07-006

**Typical Monthly Residential Energy Charges at DR w/ HUC and DR w/o HUC  
Mountain Customers  
Non-CARE, February, All Electric**

Line									Line	
No.	Energy kWh	Number of Customers	% of Customers	% of Customers Cumulative	Avg kWh for the Range	DR w/ HUC (\$)	DR w/o HUC (\$)	CHANGE (\$)	CHANGE (%)	No.
1	< 25 kWh	0	0.00%	0.00%	0	\$0.00	\$0.00	\$0.00	0.00%	1
2	25 to 50 kWh	0	0.00%	0.00%	0	\$0.00	\$0.00	\$0.00	0.00%	2
3	50 to 75 kWh	1	0.60%	0.60%	75	\$17.15	\$17.31	\$0.16	0.93%	3
4	75 to 100 kWh	0	0.00%	0.60%	0	\$0.00	\$0.00	\$0.00	0.00%	4
5	100 to 125 kWh	1	0.60%	1.20%	107	\$24.48	\$24.71	\$0.23	0.94%	5
6	125 to 150 kWh	0	0.00%	1.20%	0	\$0.00	\$0.00	\$0.00	0.00%	6
7	150 to 200 kWh	1	0.60%	1.81%	156	\$35.70	\$36.03	\$0.33	0.92%	7
8	200 to 250 kWh	1	0.60%	2.41%	213	\$48.72	\$49.18	\$0.46	0.94%	8
9	250 to 300 kWh	0	0.00%	2.41%	0	\$0.00	\$0.00	\$0.00	0.00%	9
10	300 to 350 kWh	1	0.60%	3.01%	304	\$69.55	\$70.20	\$0.65	0.94%	10
11	350 to 400 kWh	0	0.00%	3.01%	0	\$0.00	\$0.00	\$0.00	0.00%	11
12	400 to 450 kWh	4	2.41%	5.42%	419	\$95.91	\$96.81	\$0.90	0.94%	12
13	450 to 500 kWh	2	1.21%	6.63%	489	\$111.97	\$113.03	\$1.06	0.95%	13
14	500 to 550 kWh	0	0.00%	6.63%	0	\$0.00	\$0.00	\$0.00	0.00%	14
15	550 to 600 kWh	1	0.60%	7.23%	553	\$126.50	\$127.70	\$1.20	0.95%	15
16	600 to 650 kWh	2	1.21%	8.43%	612	\$140.00	\$141.32	\$1.32	0.94%	16
17	650 to 700 kWh	1	0.60%	9.03%	653	\$149.38	\$150.79	\$1.41	0.94%	17
18	700 to 800 kWh	3	1.81%	10.84%	752	\$172.18	\$173.81	\$1.63	0.95%	18
19	800 to 900 kWh	9	5.42%	16.26%	856	\$195.99	\$197.85	\$1.86	0.95%	19
20	900 to 1000 kWh	9	5.42%	21.69%	964	\$224.35	\$226.47	\$2.12	0.95%	20
21	1000 to 1500 kWh	55	33.13%	54.82%	1219	\$326.02	\$329.11	\$3.09	0.95%	21
22	1500 to 2000 kWh	38	22.89%	77.71%	1679	\$510.22	\$515.05	\$4.83	0.95%	22
23	2000 to 3000 kWh	21	12.65%	90.36%	2351	\$779.15	\$786.50	\$7.35	0.94%	23
24	> 3000 kWh	16	9.64%	100.00%	4535	\$1,761.07	\$1,669.60	(\$91.47)	-5.19%	24
25	TOTAL	166	100.00%	100.00%	1671	\$527.21	\$521.78	(\$5.43)	-1.03%	25

Note: DR w/ HUC reflects SDG&E’s residential tiered rate schedule (Schedule DR) effective November 1, 2018 (AL 3290-E). DR w/o HUC is SDG&E’s proposal to eliminate the HUC Charge.

Declaration of Cynthia Fang  
November 30, 2018

APPENDIX C – ATTACHMENT E  
ILLUSTRATIVE HUC CUSTOMERS BY MONTH  
SAN DIEGO GAS AND ELECTRIC COMPANY  
PETITION FOR MODIFICATION OF D.15-07-001 AND D.17-07-006

**Typical Monthly Residential Energy Charges at DR w/ HUC and DR w/o HUC  
Mountain Customers  
Non-CARE, March, Basic**

Line										Line
No.	Energy kWh	Number of Customers	% of Customers	% of Customers Cumulative	Avg kWh for the Range	DR w/ HUC (\$)	DR w/o HUC (\$)	CHANGE (\$)	CHANGE (%)	No.
1	< 25 kWh	1	0.19%	0.19%	0	\$10.20	\$10.20	\$0.00	0.00%	1
2	25 to 50 kWh	0	0.00%	0.19%	0	\$0.00	\$0.00	\$0.00	0.00%	2
3	50 to 75 kWh	0	0.00%	0.19%	0	\$0.00	\$0.00	\$0.00	0.00%	3
4	75 to 100 kWh	2	0.37%	0.56%	92	\$21.05	\$21.25	\$0.20	0.95%	4
5	100 to 125 kWh	1	0.19%	0.74%	115	\$26.30	\$26.54	\$0.24	0.91%	5
6	125 to 150 kWh	0	0.00%	0.74%	0	\$0.00	\$0.00	\$0.00	0.00%	6
7	150 to 200 kWh	3	0.56%	1.30%	181	\$41.56	\$41.96	\$0.40	0.95%	7
8	200 to 250 kWh	2	0.37%	1.67%	230	\$52.72	\$53.22	\$0.50	0.95%	8
9	250 to 300 kWh	3	0.56%	2.23%	271	\$62.07	\$62.66	\$0.59	0.95%	9
10	300 to 350 kWh	5	0.93%	3.16%	326	\$74.71	\$75.42	\$0.71	0.95%	10
11	350 to 400 kWh	10	1.86%	5.02%	375	\$85.88	\$86.69	\$0.81	0.94%	11
12	400 to 450 kWh	15	2.79%	7.81%	428	\$97.97	\$98.89	\$0.92	0.94%	12
13	450 to 500 kWh	15	2.79%	10.60%	482	\$110.36	\$111.39	\$1.03	0.94%	13
14	500 to 550 kWh	13	2.42%	13.01%	521	\$120.56	\$121.69	\$1.13	0.94%	14
15	550 to 600 kWh	26	4.83%	17.85%	583	\$144.20	\$145.56	\$1.36	0.94%	15
16	600 to 650 kWh	24	4.46%	22.31%	629	\$162.71	\$164.24	\$1.53	0.94%	16
17	650 to 700 kWh	27	5.02%	27.33%	671	\$179.53	\$181.22	\$1.69	0.95%	17
18	700 to 800 kWh	68	12.64%	39.96%	751	\$210.58	\$212.57	\$1.99	0.95%	18
19	800 to 900 kWh	42	7.81%	47.77%	846	\$249.52	\$251.88	\$2.36	0.95%	19
20	900 to 1000 kWh	43	7.99%	55.76%	944	\$288.82	\$291.55	\$2.73	0.95%	20
21	1000 to 1500 kWh	111	20.63%	76.40%	1201	\$392.01	\$395.73	\$3.72	0.95%	21
22	1500 to 2000 kWh	54	10.04%	86.43%	1721	\$608.78	\$605.69	(\$3.09)	-0.51%	22
23	2000 to 3000 kWh	36	6.69%	93.12%	2317	\$886.17	\$846.76	(\$39.41)	-4.45%	23
24	> 3000 kWh	37	6.88%	100.00%	6319	\$2,752.69	\$2,464.40	(\$288.29)	-10.47%	24
25	TOTAL	538	100.00%	100.00%	1388	\$494.94	\$473.92	(\$21.02)	-4.25%	25

Note: DR w/ HUC reflects SDG&E's residential tiered rate schedule (Schedule DR) effective November 1, 2018 (AL 3290-E). DR w/o HUC is SDG&E's proposal to eliminate the HUC Charge.

Declaration of Cynthia Fang  
November 30, 2018

APPENDIX C – ATTACHMENT E  
ILLUSTRATIVE HUC CUSTOMERS BY MONTH  
SAN DIEGO GAS AND ELECTRIC COMPANY  
PETITION FOR MODIFICATION OF D.15-07-001 AND D.17-07-006

**Typical Monthly Residential Energy Charges at DR w/ HUC and DR w/o HUC  
Mountain Customers  
Non-CARE, March, All Electric**

Line										Line
No.	Energy kWh	Number of Customers	% of Customers	% of Customers Cumulative	Avg kWh for the Range	DR w/ HUC (\$)	DR w/o HUC (\$)	CHANGE (\$)	CHANGE (%)	No.
1	< 25 kWh	0	0.00%	0.00%	0	\$0.00	\$0.00	\$0.00	0.00%	1
2	25 to 50 kWh	1	0.60%	0.60%	34	\$10.23	\$10.23	\$0.00	0.00%	2
3	50 to 75 kWh	0	0.00%	0.60%	0	\$0.00	\$0.00	\$0.00	0.00%	3
4	75 to 100 kWh	0	0.00%	0.60%	0	\$0.00	\$0.00	\$0.00	0.00%	4
5	100 to 125 kWh	1	0.60%	1.20%	111	\$25.39	\$25.63	\$0.24	0.95%	5
6	125 to 150 kWh	0	0.00%	1.20%	0	\$0.00	\$0.00	\$0.00	0.00%	6
7	150 to 200 kWh	1	0.60%	1.81%	167	\$38.21	\$38.58	\$0.37	0.97%	7
8	200 to 250 kWh	0	0.00%	1.81%	0	\$0.00	\$0.00	\$0.00	0.00%	8
9	250 to 300 kWh	0	0.00%	1.81%	0	\$0.00	\$0.00	\$0.00	0.00%	9
10	300 to 350 kWh	1	0.60%	2.41%	330	\$75.50	\$76.21	\$0.71	0.94%	10
11	350 to 400 kWh	0	0.00%	2.41%	0	\$0.00	\$0.00	\$0.00	0.00%	11
12	400 to 450 kWh	2	1.21%	3.61%	421	\$96.42	\$97.34	\$0.92	0.95%	12
13	450 to 500 kWh	1	0.60%	4.22%	477	\$109.12	\$110.15	\$1.03	0.94%	13
14	500 to 550 kWh	3	1.81%	6.02%	522	\$119.41	\$120.54	\$1.13	0.95%	14
15	550 to 600 kWh	1	0.60%	6.62%	580	\$132.69	\$133.94	\$1.25	0.94%	15
16	600 to 650 kWh	1	0.60%	7.23%	619	\$141.60	\$142.94	\$1.34	0.95%	16
17	650 to 700 kWh	2	1.21%	8.43%	674	\$154.19	\$155.64	\$1.45	0.94%	17
18	700 to 800 kWh	1	0.60%	9.03%	770	\$176.14	\$177.80	\$1.66	0.94%	18
19	800 to 900 kWh	5	3.01%	12.05%	845	\$193.48	\$195.31	\$1.83	0.95%	19
20	900 to 1000 kWh	12	7.23%	19.27%	942	\$215.53	\$217.56	\$2.03	0.94%	20
21	1000 to 1500 kWh	52	31.33%	50.60%	1217	\$308.34	\$311.26	\$2.92	0.95%	21
22	1500 to 2000 kWh	37	22.29%	72.89%	1719	\$508.49	\$513.31	\$4.82	0.95%	22
23	2000 to 3000 kWh	27	16.27%	89.15%	2507	\$824.01	\$831.82	\$7.81	0.95%	23
24	> 3000 kWh	18	10.84%	100.00%	4735	\$1,817.63	\$1,732.83	(\$84.80)	-4.67%	24
25	TOTAL	166	100.00%	100.00%	1820	\$571.90	\$566.26	(\$5.64)	-0.99%	25

Note: DR w/ HUC reflects SDG&E's residential tiered rate schedule (Schedule DR) effective November 1, 2018 (AL 3290-E). DR w/o HUC is SDG&E's proposal to eliminate the HUC Charge.

Declaration of Cynthia Fang  
November 30, 2018

APPENDIX C – ATTACHMENT E  
ILLUSTRATIVE HUC CUSTOMERS BY MONTH  
SAN DIEGO GAS AND ELECTRIC COMPANY  
PETITION FOR MODIFICATION OF D.15-07-001 AND D.17-07-006

**Typical Monthly Residential Energy Charges at DR w/ HUC and DR w/o HUC  
Mountain Customers  
Non-CARE, April, Basic**

Line No.	Energy kWh	Number of Customers	% of Customers	% of Customers Cumulative	Avg kWh for the Range	DR w/ HUC (\$)	DR w/o HUC (\$)	CHANGE (\$)	CHANGE (%)	Line No.
1	< 25 kWh	1	0.19%	0.19%	8	\$9.87	\$9.87	\$0.00	0.00%	1
2	25 to 50 kWh	0	0.00%	0.19%	0	\$0.00	\$0.00	\$0.00	0.00%	2
3	50 to 75 kWh	0	0.00%	0.19%	0	\$0.00	\$0.00	\$0.00	0.00%	3
4	75 to 100 kWh	1	0.19%	0.37%	92	\$21.06	\$21.26	\$0.20	0.95%	4
5	100 to 125 kWh	1	0.19%	0.56%	117	\$26.75	\$27.01	\$0.26	0.97%	5
6	125 to 150 kWh	1	0.19%	0.74%	132	\$30.19	\$30.48	\$0.29	0.96%	6
7	150 to 200 kWh	1	0.19%	0.93%	176	\$40.27	\$40.65	\$0.38	0.94%	7
8	200 to 250 kWh	2	0.37%	1.30%	226	\$51.70	\$52.19	\$0.49	0.94%	8
9	250 to 300 kWh	9	1.67%	2.98%	280	\$64.21	\$64.81	\$0.60	0.94%	9
10	300 to 350 kWh	6	1.12%	4.09%	331	\$75.80	\$76.52	\$0.72	0.94%	10
11	350 to 400 kWh	13	2.42%	6.51%	380	\$86.97	\$87.80	\$0.83	0.95%	11
12	400 to 450 kWh	6	1.12%	7.62%	432	\$98.86	\$99.79	\$0.93	0.95%	12
13	450 to 500 kWh	22	4.09%	11.71%	473	\$108.21	\$109.24	\$1.03	0.95%	13
14	500 to 550 kWh	26	4.83%	16.54%	527	\$124.76	\$125.94	\$1.18	0.95%	14
15	550 to 600 kWh	33	6.13%	22.68%	574	\$142.00	\$143.35	\$1.35	0.95%	15
16	600 to 650 kWh	25	4.65%	27.32%	623	\$163.19	\$164.74	\$1.55	0.95%	16
17	650 to 700 kWh	37	6.88%	34.20%	675	\$183.98	\$185.72	\$1.74	0.95%	17
18	700 to 800 kWh	55	10.22%	44.42%	749	\$213.57	\$215.60	\$2.03	0.95%	18
19	800 to 900 kWh	54	10.04%	54.46%	849	\$254.01	\$256.42	\$2.41	0.95%	19
20	900 to 1000 kWh	50	9.29%	63.76%	944	\$291.88	\$294.65	\$2.77	0.95%	20
21	1000 to 1500 kWh	106	19.70%	83.46%	1189	\$389.92	\$393.62	\$3.70	0.95%	21
22	1500 to 2000 kWh	36	6.69%	90.15%	1714	\$611.55	\$605.95	(\$5.60)	-0.92%	22
23	2000 to 3000 kWh	22	4.09%	94.24%	2391	\$927.19	\$879.76	(\$47.43)	-5.12%	23
24	> 3000 kWh	31	5.76%	100.00%	6357	\$2,776.87	\$2,482.79	(\$294.08)	-10.59%	24
25	TOTAL	538	100.00%	100.00%	1242	\$435.08	\$417.68	(\$17.40)	-4.00%	25

Note: DR w/ HUC reflects SDG&E’s residential tiered rate schedule (Schedule DR) effective November 1, 2018 (AL 3290-E). DR w/o HUC is SDG&E’s proposal to eliminate the HUC Charge.

Declaration of Cynthia Fang  
November 30, 2018



APPENDIX C – ATTACHMENT E  
ILLUSTRATIVE HUC CUSTOMERS BY MONTH  
SAN DIEGO GAS AND ELECTRIC COMPANY  
PETITION FOR MODIFICATION OF D.15-07-001 AND D.17-07-006

**Typical Monthly Residential Energy Charges at DR w/ HUC and DR w/o HUC  
Mountain Customers  
Non-CARE, April, All Electric**

Line										Line
No.	Energy kWh	Number of Customers	% of Customers	% of Customers Cumulative	Avg kWh for the Range	DR w/ HUC (\$)	DR w/o HUC (\$)	CHANGE (\$)	CHANGE (%)	No.
1	< 25 kWh	0	0.00%	0.00%	0	\$0.00	\$0.00	\$0.00	0.00%	1
2	25 to 50 kWh	0	0.00%	0.00%	0	\$0.00	\$0.00	\$0.00	0.00%	2
3	50 to 75 kWh	0	0.00%	0.00%	0	\$0.00	\$0.00	\$0.00	0.00%	3
4	75 to 100 kWh	0	0.00%	0.00%	0	\$0.00	\$0.00	\$0.00	0.00%	4
5	100 to 125 kWh	1	0.60%	0.60%	110	\$25.16	\$25.40	\$0.24	0.95%	5
6	125 to 150 kWh	0	0.00%	0.60%	0	\$0.00	\$0.00	\$0.00	0.00%	6
7	150 to 200 kWh	1	0.60%	1.20%	181	\$41.39	\$41.78	\$0.39	0.94%	7
8	200 to 250 kWh	0	0.00%	1.20%	0	\$0.00	\$0.00	\$0.00	0.00%	8
9	250 to 300 kWh	1	0.60%	1.81%	267	\$61.08	\$61.66	\$0.58	0.95%	9
10	300 to 350 kWh	1	0.60%	2.41%	306	\$70.00	\$70.66	\$0.66	0.94%	10
11	350 to 400 kWh	0	0.00%	2.41%	0	\$0.00	\$0.00	\$0.00	0.00%	11
12	400 to 450 kWh	2	1.21%	3.61%	443	\$101.46	\$102.42	\$0.96	0.94%	12
13	450 to 500 kWh	2	1.21%	4.82%	458	\$104.77	\$105.76	\$0.99	0.95%	13
14	500 to 550 kWh	4	2.41%	7.23%	529	\$121.01	\$122.16	\$1.15	0.95%	14
15	550 to 600 kWh	2	1.21%	8.43%	587	\$134.28	\$135.55	\$1.27	0.95%	15
16	600 to 650 kWh	0	0.00%	8.43%	0	\$0.00	\$0.00	\$0.00	0.00%	16
17	650 to 700 kWh	3	1.81%	10.24%	676	\$154.64	\$156.10	\$1.46	0.94%	17
18	700 to 800 kWh	12	7.23%	17.47%	741	\$169.53	\$171.13	\$1.60	0.95%	18
19	800 to 900 kWh	11	6.63%	24.10%	863	\$197.50	\$199.37	\$1.87	0.95%	19
20	900 to 1000 kWh	18	10.84%	34.94%	955	\$218.57	\$220.64	\$2.07	0.95%	20
21	1000 to 1500 kWh	53	31.93%	66.87%	1231	\$319.17	\$322.20	\$3.03	0.95%	21
22	1500 to 2000 kWh	28	16.87%	83.73%	1741	\$523.37	\$528.33	\$4.96	0.95%	22
23	2000 to 3000 kWh	13	7.83%	91.57%	2411	\$791.48	\$798.99	\$7.51	0.95%	23
24	> 3000 kWh	14	8.43%	100.00%	4938	\$1,924.62	\$1,820.75	(\$103.87)	-5.40%	24
25	TOTAL	166	100.00%	100.00%	1554	\$474.53	\$468.73	(\$5.80)	-1.22%	25

Note: DR w/ HUC reflects SDG&E's residential tiered rate schedule (Schedule DR) effective November 1, 2018 (AL 3290-E). DR w/o HUC is SDG&E's proposal to eliminate the HUC Charge.

Declaration of Cynthia Fang  
November 30, 2018

APPENDIX C – ATTACHMENT E  
ILLUSTRATIVE HUC CUSTOMERS BY MONTH  
SAN DIEGO GAS AND ELECTRIC COMPANY  
PETITION FOR MODIFICATION OF D.15-07-001 AND D.17-07-006

**Typical Monthly Residential Energy Charges at DR w/ HUC and DR w/o HUC  
Mountain Customers  
Non-CARE, May, Basic**

Line										Line
No.	Energy kWh	Number of Customers	% of Customers	% of Customers Cumulative	Avg kWh for the Range	DR w/ HUC (\$)	DR w/o HUC (\$)	CHANGE (\$)	CHANGE (%)	No.
1	< 25 kWh	0	0.00%	0.00%	0	\$0.00	\$0.00	\$0.00	0.00%	1
2	25 to 50 kWh	0	0.00%	0.00%	0	\$0.00	\$0.00	\$0.00	0.00%	2
3	50 to 75 kWh	0	0.00%	0.00%	0	\$0.00	\$0.00	\$0.00	0.00%	3
4	75 to 100 kWh	1	0.19%	0.19%	91	\$20.82	\$21.02	\$0.20	0.96%	4
5	100 to 125 kWh	2	0.37%	0.56%	109	\$24.94	\$25.17	\$0.23	0.94%	5
6	125 to 150 kWh	1	0.19%	0.74%	148	\$33.85	\$34.17	\$0.32	0.95%	6
7	150 to 200 kWh	1	0.19%	0.93%	167	\$38.21	\$38.58	\$0.37	0.97%	7
8	200 to 250 kWh	0	0.00%	0.93%	0	\$0.00	\$0.00	\$0.00	0.00%	8
9	250 to 300 kWh	7	1.30%	2.23%	273	\$62.51	\$63.10	\$0.59	0.94%	9
10	300 to 350 kWh	6	1.12%	3.35%	330	\$75.53	\$76.24	\$0.71	0.94%	10
11	350 to 400 kWh	9	1.67%	5.02%	384	\$88.00	\$88.83	\$0.83	0.95%	11
12	400 to 450 kWh	11	2.05%	7.06%	438	\$100.30	\$101.25	\$0.95	0.94%	12
13	450 to 500 kWh	7	1.30%	8.37%	474	\$108.47	\$109.49	\$1.02	0.94%	13
14	500 to 550 kWh	12	2.23%	10.60%	520	\$120.08	\$121.21	\$1.13	0.94%	14
15	550 to 600 kWh	24	4.46%	15.06%	580	\$143.15	\$144.50	\$1.35	0.94%	15
16	600 to 650 kWh	26	4.83%	19.89%	624	\$160.97	\$162.49	\$1.52	0.94%	16
17	650 to 700 kWh	28	5.20%	25.09%	674	\$180.90	\$182.60	\$1.70	0.94%	17
18	700 to 800 kWh	61	11.34%	36.43%	752	\$210.80	\$212.79	\$1.99	0.95%	18
19	800 to 900 kWh	65	12.08%	48.51%	847	\$249.99	\$252.35	\$2.36	0.95%	19
20	900 to 1000 kWh	47	8.74%	57.25%	944	\$289.14	\$291.88	\$2.74	0.95%	20
21	1000 to 1500 kWh	133	24.72%	81.97%	1194	\$389.16	\$392.84	\$3.68	0.95%	21
22	1500 to 2000 kWh	45	8.36%	90.33%	1733	\$614.24	\$610.48	(\$3.76)	-0.61%	22
23	2000 to 3000 kWh	17	3.16%	93.49%	2438	\$942.51	\$895.60	(\$46.91)	-4.98%	23
24	> 3000 kWh	35	6.51%	100.00%	6303	\$2,745.32	\$2,458.01	(\$287.31)	-10.47%	24
25	TOTAL	538	100.00%	100.00%	1330	\$468.44	\$449.92	(\$18.52)	-3.95%	25

Note: DR w/ HUC reflects SDG&E’s residential tiered rate schedule (Schedule DR) effective November 1, 2018 (AL 3290-E). DR w/o HUC is SDG&E’s proposal to eliminate the HUC Charge.

Declaration of Cynthia Fang  
November 30, 2018

APPENDIX C – ATTACHMENT E  
ILLUSTRATIVE HUC CUSTOMERS BY MONTH  
SAN DIEGO GAS AND ELECTRIC COMPANY  
PETITION FOR MODIFICATION OF D.15-07-001 AND D.17-07-006

**Typical Monthly Residential Energy Charges at DR w/ HUC and DR w/o HUC  
Mountain Customers  
Non-CARE, May, All Electric**

Line										Line
No.	Energy kWh	Number of Customers	% of Customers	% of Customers Cumulative	Avg kWh for the Range	DR w/ HUC (\$)	DR w/o HUC (\$)	CHANGE (\$)	CHANGE (%)	No.
1	< 25 kWh	0	0.00%	0.00%	0	\$0.00	\$0.00	\$0.00	0.00%	1
2	25 to 50 kWh	0	0.00%	0.00%	0	\$0.00	\$0.00	\$0.00	0.00%	2
3	50 to 75 kWh	0	0.00%	0.00%	0	\$0.00	\$0.00	\$0.00	0.00%	3
4	75 to 100 kWh	0	0.00%	0.00%	0	\$0.00	\$0.00	\$0.00	0.00%	4
5	100 to 125 kWh	0	0.00%	0.00%	0	\$0.00	\$0.00	\$0.00	0.00%	5
6	125 to 150 kWh	0	0.00%	0.00%	0	\$0.00	\$0.00	\$0.00	0.00%	6
7	150 to 200 kWh	1	0.60%	0.60%	186	\$42.55	\$42.95	\$0.40	0.94%	7
8	200 to 250 kWh	0	0.00%	0.60%	0	\$0.00	\$0.00	\$0.00	0.00%	8
9	250 to 300 kWh	0	0.00%	0.60%	0	\$0.00	\$0.00	\$0.00	0.00%	9
10	300 to 350 kWh	0	0.00%	0.60%	0	\$0.00	\$0.00	\$0.00	0.00%	10
11	350 to 400 kWh	1	0.60%	1.20%	351	\$80.30	\$81.06	\$0.76	0.95%	11
12	400 to 450 kWh	1	0.60%	1.81%	449	\$102.72	\$103.69	\$0.97	0.94%	12
13	450 to 500 kWh	1	0.60%	2.41%	499	\$114.15	\$115.22	\$1.07	0.94%	13
14	500 to 550 kWh	3	1.81%	4.22%	526	\$120.41	\$121.54	\$1.13	0.94%	14
15	550 to 600 kWh	1	0.60%	4.82%	584	\$133.60	\$134.86	\$1.26	0.94%	15
16	600 to 650 kWh	1	0.60%	5.42%	642	\$146.87	\$148.26	\$1.39	0.95%	16
17	650 to 700 kWh	1	0.60%	6.02%	692	\$158.30	\$159.80	\$1.50	0.95%	17
18	700 to 800 kWh	5	3.01%	9.03%	761	\$174.08	\$175.73	\$1.65	0.94%	18
19	800 to 900 kWh	12	7.23%	16.26%	851	\$194.71	\$196.55	\$1.84	0.94%	19
20	900 to 1000 kWh	18	10.84%	27.11%	944	\$216.09	\$218.13	\$2.04	0.94%	20
21	1000 to 1500 kWh	55	33.13%	60.24%	1210	\$305.53	\$308.42	\$2.89	0.95%	21
22	1500 to 2000 kWh	37	22.29%	82.53%	1732	\$513.70	\$518.57	\$4.87	0.95%	22
23	2000 to 3000 kWh	17	10.24%	92.77%	2365	\$767.48	\$774.75	\$7.27	0.95%	23
24	> 3000 kWh	12	7.23%	100.00%	5361	\$2,109.03	\$1,985.95	(\$123.08)	-5.84%	24
25	TOTAL	166	100.00%	100.00%	1634	\$496.40	\$490.76	(\$5.64)	-1.14%	25

Note: DR w/ HUC reflects SDG&E's residential tiered rate schedule (Schedule DR) effective November 1, 2018 (AL 3290-E). DR w/o HUC is SDG&E's proposal to eliminate the HUC Charge.

Declaration of Cynthia Fang  
November 30, 2018

APPENDIX C – ATTACHMENT E  
ILLUSTRATIVE HUC CUSTOMERS BY MONTH  
SAN DIEGO GAS AND ELECTRIC COMPANY  
PETITION FOR MODIFICATION OF D.15-07-001 AND D.17-07-006

**Typical Monthly Residential Energy Charges at DR w/ HUC and DR w/o HUC  
Mountain Customers  
Non-CARE, June, Basic**

Line										Line
No.	Energy kWh	Number of Customers	% of Customers	% of Customers Cumulative	Avg kWh for the Range	DR w/ HUC (\$)	DR w/o HUC (\$)	CHANGE (\$)	CHANGE (%)	No.
1	< 25 kWh	0	0.00%	0.00%	0	\$0.00	\$0.00	\$0.00	0.00%	1
2	25 to 50 kWh	0	0.00%	0.00%	0	\$0.00	\$0.00	\$0.00	0.00%	2
3	50 to 75 kWh	0	0.00%	0.00%	0	\$0.00	\$0.00	\$0.00	0.00%	3
4	75 to 100 kWh	0	0.00%	0.00%	0	\$0.00	\$0.00	\$0.00	0.00%	4
5	100 to 125 kWh	0	0.00%	0.00%	0	\$0.00	\$0.00	\$0.00	0.00%	5
6	125 to 150 kWh	1	0.19%	0.19%	143	\$38.55	\$38.86	\$0.31	0.80%	6
7	150 to 200 kWh	0	0.00%	0.19%	0	\$0.00	\$0.00	\$0.00	0.00%	7
8	200 to 250 kWh	2	0.37%	0.56%	231	\$62.26	\$62.76	\$0.50	0.81%	8
9	250 to 300 kWh	5	0.93%	1.49%	275	\$74.22	\$74.82	\$0.60	0.80%	9
10	300 to 350 kWh	2	0.37%	1.86%	326	\$87.86	\$88.57	\$0.71	0.80%	10
11	350 to 400 kWh	4	0.74%	2.60%	370	\$99.71	\$100.52	\$0.81	0.81%	11
12	400 to 450 kWh	4	0.74%	3.35%	423	\$114.13	\$115.04	\$0.91	0.80%	12
13	450 to 500 kWh	7	1.30%	4.65%	478	\$129.05	\$130.09	\$1.04	0.80%	13
14	500 to 550 kWh	9	1.67%	6.32%	523	\$141.92	\$143.06	\$1.14	0.80%	14
15	550 to 600 kWh	5	0.93%	7.25%	569	\$161.62	\$162.91	\$1.29	0.80%	15
16	600 to 650 kWh	10	1.86%	9.11%	627	\$188.94	\$190.45	\$1.51	0.80%	16
17	650 to 700 kWh	10	1.86%	10.97%	683	\$215.04	\$216.76	\$1.72	0.80%	17
18	700 to 800 kWh	35	6.51%	17.47%	747	\$245.53	\$247.50	\$1.97	0.80%	18
19	800 to 900 kWh	46	8.55%	26.02%	849	\$293.76	\$296.11	\$2.35	0.80%	19
20	900 to 1000 kWh	54	10.04%	36.06%	953	\$342.45	\$345.19	\$2.74	0.80%	20
21	1000 to 1500 kWh	212	39.41%	75.46%	1210	\$463.16	\$466.87	\$3.71	0.80%	21
22	1500 to 2000 kWh	60	11.15%	86.62%	1721	\$713.82	\$710.76	(\$3.06)	-0.43%	22
23	2000 to 3000 kWh	34	6.32%	92.94%	2392	\$1,081.12	\$1,030.13	(\$50.99)	-4.72%	23
24	> 3000 kWh	38	7.06%	100.00%	6474	\$3,324.76	\$2,971.68	(\$353.08)	-10.62%	24
25	TOTAL	538	100.00%	100.00%	1549	\$656.71	\$630.40	(\$26.31)	-4.01%	25

Note: DR w/ HUC reflects SDG&E's residential tiered rate schedule (Schedule DR) effective November 1, 2018 (AL 3290-E). DR w/o HUC is SDG&E's proposal to eliminate the HUC Charge.

Declaration of Cynthia Fang  
November 30, 2018

APPENDIX C – ATTACHMENT E  
 ILLUSTRATIVE HUC CUSTOMERS BY MONTH  
 SAN DIEGO GAS AND ELECTRIC COMPANY  
 PETITION FOR MODIFICATION OF D.15-07-001 AND D.17-07-006

**Typical Monthly Residential Energy Charges at DR w/ HUC and DR w/o HUC  
 Mountain Customers  
 Non-CARE, June, All Electric**

Line										Line
No.	Energy kWh	Number of Customers	% of Customers	% of Customers Cumulative	Avg kWh for the Range	DR w/ HUC (\$)	DR w/o HUC (\$)	CHANGE (\$)	CHANGE (%)	No.
1	< 25 kWh	0	0.00%	0.00%	0	\$0.00	\$0.00	\$0.00	0.00%	1
2	25 to 50 kWh	0	0.00%	0.00%	0	\$0.00	\$0.00	\$0.00	0.00%	2
3	50 to 75 kWh	0	0.00%	0.00%	0	\$0.00	\$0.00	\$0.00	0.00%	3
4	75 to 100 kWh	0	0.00%	0.00%	0	\$0.00	\$0.00	\$0.00	0.00%	4
5	100 to 125 kWh	0	0.00%	0.00%	0	\$0.00	\$0.00	\$0.00	0.00%	5
6	125 to 150 kWh	0	0.00%	0.00%	0	\$0.00	\$0.00	\$0.00	0.00%	6
7	150 to 200 kWh	0	0.00%	0.00%	0	\$0.00	\$0.00	\$0.00	0.00%	7
8	200 to 250 kWh	0	0.00%	0.00%	0	\$0.00	\$0.00	\$0.00	0.00%	8
9	250 to 300 kWh	1	0.60%	0.60%	257	\$69.26	\$69.81	\$0.55	0.79%	9
10	300 to 350 kWh	0	0.00%	0.60%	0	\$0.00	\$0.00	\$0.00	0.00%	10
11	350 to 400 kWh	0	0.00%	0.60%	0	\$0.00	\$0.00	\$0.00	0.00%	11
12	400 to 450 kWh	0	0.00%	0.60%	0	\$0.00	\$0.00	\$0.00	0.00%	12
13	450 to 500 kWh	1	0.60%	1.20%	498	\$134.20	\$135.28	\$1.08	0.81%	13
14	500 to 550 kWh	0	0.00%	1.20%	0	\$0.00	\$0.00	\$0.00	0.00%	14
15	550 to 600 kWh	2	1.21%	2.41%	582	\$156.98	\$158.24	\$1.26	0.80%	15
16	600 to 650 kWh	2	1.21%	3.61%	615	\$165.75	\$167.07	\$1.32	0.80%	16
17	650 to 700 kWh	3	1.81%	5.42%	680	\$190.86	\$192.39	\$1.53	0.80%	17
18	700 to 800 kWh	1	0.60%	6.02%	763	\$229.72	\$231.56	\$1.84	0.80%	18
19	800 to 900 kWh	5	3.01%	9.04%	835	\$264.07	\$266.18	\$2.11	0.80%	19
20	900 to 1000 kWh	7	4.22%	13.25%	958	\$322.07	\$324.65	\$2.58	0.80%	20
21	1000 to 1500 kWh	63	37.95%	51.20%	1269	\$468.89	\$472.66	\$3.77	0.80%	21
22	1500 to 2000 kWh	41	24.70%	75.90%	1691	\$668.00	\$673.36	\$5.36	0.80%	22
23	2000 to 3000 kWh	29	17.47%	93.37%	2324	\$993.48	\$974.42	(\$19.06)	-1.92%	23
24	> 3000 kWh	11	6.63%	100.00%	5354	\$2,658.91	\$2,415.62	(\$243.29)	-9.15%	24
25	TOTAL	166	100.00%	100.00%	1762	\$724.18	\$707.73	(\$16.45)	-2.27%	25

Note: DR w/ HUC reflects SDG&E's residential tiered rate schedule (Schedule DR) effective November 1, 2018 (AL 3290-E). DR w/o HUC is SDG&E's proposal to eliminate the HUC Charge.

Declaration of Cynthia Fang  
 November 30, 2018

APPENDIX C – ATTACHMENT E  
ILLUSTRATIVE HUC CUSTOMERS BY MONTH  
SAN DIEGO GAS AND ELECTRIC COMPANY  
PETITION FOR MODIFICATION OF D.15-07-001 AND D.17-07-006

**Typical Monthly Residential Energy Charges at DR w/ HUC and DR w/o HUC  
Mountain Customers  
Non-CARE, July, Basic**

Line										Line
No.	Energy kWh	Number of Customers	% of Customers	% of Customers Cumulative	Avg kWh for the Range	DR w/ HUC (\$)	DR w/o HUC (\$)	CHANGE (\$)	CHANGE (%)	No.
1	< 25 kWh	0	0.00%	0.00%	0	\$0.00	\$0.00	\$0.00	0.00%	1
2	25 to 50 kWh	1	0.19%	0.19%	30	\$10.22	\$10.22	\$0.00	0.00%	2
3	50 to 75 kWh	0	0.00%	0.19%	0	\$0.00	\$0.00	\$0.00	0.00%	3
4	75 to 100 kWh	0	0.00%	0.19%	0	\$0.00	\$0.00	\$0.00	0.00%	4
5	100 to 125 kWh	0	0.00%	0.19%	0	\$0.00	\$0.00	\$0.00	0.00%	5
6	125 to 150 kWh	0	0.00%	0.19%	0	\$0.00	\$0.00	\$0.00	0.00%	6
7	150 to 200 kWh	1	0.19%	0.37%	153	\$41.23	\$41.56	\$0.33	0.80%	7
8	200 to 250 kWh	0	0.00%	0.37%	0	\$0.00	\$0.00	\$0.00	0.00%	8
9	250 to 300 kWh	4	0.74%	1.12%	284	\$76.68	\$77.30	\$0.62	0.81%	9
10	300 to 350 kWh	1	0.19%	1.30%	310	\$83.54	\$84.21	\$0.67	0.80%	10
11	350 to 400 kWh	1	0.19%	1.49%	387	\$104.29	\$105.13	\$0.84	0.81%	11
12	400 to 450 kWh	0	0.00%	1.49%	0	\$0.00	\$0.00	\$0.00	0.00%	12
13	450 to 500 kWh	2	0.37%	1.86%	472	\$127.20	\$128.23	\$1.03	0.81%	13
14	500 to 550 kWh	2	0.37%	2.23%	520	\$140.13	\$141.27	\$1.14	0.81%	14
15	550 to 600 kWh	2	0.37%	2.60%	595	\$169.65	\$171.03	\$1.38	0.81%	15
16	600 to 650 kWh	1	0.19%	2.79%	629	\$185.69	\$187.20	\$1.51	0.81%	16
17	650 to 700 kWh	2	0.37%	3.16%	680	\$209.77	\$211.47	\$1.70	0.81%	17
18	700 to 800 kWh	6	1.12%	4.28%	763	\$249.17	\$251.18	\$2.01	0.81%	18
19	800 to 900 kWh	5	0.93%	5.21%	854	\$292.06	\$294.42	\$2.36	0.81%	19
20	900 to 1000 kWh	10	1.86%	7.06%	953	\$338.78	\$341.51	\$2.73	0.81%	20
21	1000 to 1500 kWh	37	6.88%	13.94%	1266	\$486.49	\$490.41	\$3.92	0.81%	21
22	1500 to 2000 kWh	250	46.47%	60.41%	1796	\$744.91	\$741.63	(\$3.28)	-0.44%	22
23	2000 to 3000 kWh	148	27.51%	87.92%	2334	\$1,040.75	\$998.43	(\$42.32)	-4.07%	23
24	> 3000 kWh	65	12.08%	100.00%	6000	\$3,055.80	\$2,742.17	(\$313.63)	-10.26%	24
25	TOTAL	538	100.00%	100.00%	2336	\$1,050.66	\$999.99	(\$50.67)	-4.82%	25

Note: DR w/ HUC reflects SDG&E’s residential tiered rate schedule (Schedule DR) effective November 1, 2018 (AL 3290-E). DR w/o HUC is SDG&E’s proposal to eliminate the HUC Charge.

Declaration of Cynthia Fang  
November 30, 2018

APPENDIX C – ATTACHMENT E  
 ILLUSTRATIVE HUC CUSTOMERS BY MONTH  
 SAN DIEGO GAS AND ELECTRIC COMPANY  
 PETITION FOR MODIFICATION OF D.15-07-001 AND D.17-07-006

**Typical Monthly Residential Energy Charges at DR w/ HUC and DR w/o HUC  
 Mountain Customers  
 Non-CARE, July, All Electric**

Line No.	Energy kWh	Number of Customers	% of Customers	% of Customers Cumulative	Avg kWh for the Range	DR w/ HUC (\$)	DR w/o HUC (\$)	CHANGE (\$)	CHANGE (%)	Line No.
1	< 25 kWh	0	0.00%	0.00%	0	\$0.00	\$0.00	\$0.00	0.00%	1
2	25 to 50 kWh	0	0.00%	0.00%	0	\$0.00	\$0.00	\$0.00	0.00%	2
3	50 to 75 kWh	0	0.00%	0.00%	0	\$0.00	\$0.00	\$0.00	0.00%	3
4	75 to 100 kWh	0	0.00%	0.00%	0	\$0.00	\$0.00	\$0.00	0.00%	4
5	100 to 125 kWh	0	0.00%	0.00%	0	\$0.00	\$0.00	\$0.00	0.00%	5
6	125 to 150 kWh	0	0.00%	0.00%	0	\$0.00	\$0.00	\$0.00	0.00%	6
7	150 to 200 kWh	0	0.00%	0.00%	0	\$0.00	\$0.00	\$0.00	0.00%	7
8	200 to 250 kWh	0	0.00%	0.00%	0	\$0.00	\$0.00	\$0.00	0.00%	8
9	250 to 300 kWh	0	0.00%	0.00%	0	\$0.00	\$0.00	\$0.00	0.00%	9
10	300 to 350 kWh	0	0.00%	0.00%	0	\$0.00	\$0.00	\$0.00	0.00%	10
11	350 to 400 kWh	0	0.00%	0.00%	0	\$0.00	\$0.00	\$0.00	0.00%	11
12	400 to 450 kWh	0	0.00%	0.00%	0	\$0.00	\$0.00	\$0.00	0.00%	12
13	450 to 500 kWh	0	0.00%	0.00%	0	\$0.00	\$0.00	\$0.00	0.00%	13
14	500 to 550 kWh	0	0.00%	0.00%	0	\$0.00	\$0.00	\$0.00	0.00%	14
15	550 to 600 kWh	1	0.60%	0.60%	573	\$154.43	\$155.67	\$1.24	0.80%	15
16	600 to 650 kWh	0	0.00%	0.60%	0	\$0.00	\$0.00	\$0.00	0.00%	16
17	650 to 700 kWh	0	0.00%	0.60%	0	\$0.00	\$0.00	\$0.00	0.00%	17
18	700 to 800 kWh	0	0.00%	0.60%	0	\$0.00	\$0.00	\$0.00	0.00%	18
19	800 to 900 kWh	2	1.21%	1.81%	892	\$286.37	\$288.68	\$2.31	0.81%	19
20	900 to 1000 kWh	2	1.21%	3.01%	942	\$309.73	\$312.22	\$2.49	0.81%	20
21	1000 to 1500 kWh	6	3.61%	6.63%	1301	\$479.37	\$483.23	\$3.86	0.81%	21
22	1500 to 2000 kWh	10	6.02%	12.65%	1834	\$731.03	\$736.91	\$5.88	0.80%	22
23	2000 to 3000 kWh	115	69.28%	81.93%	2383	\$1,016.25	\$998.05	(\$18.20)	-1.79%	23
24	> 3000 kWh	30	18.07%	100.00%	4646	\$2,260.05	\$2,074.42	(\$185.63)	-8.21%	24
25	TOTAL	166	100.00%	100.00%	2674	\$1,181.95	\$1,136.35	(\$45.60)	-3.86%	25

Note: DR w/ HUC reflects SDG&E's residential tiered rate schedule (Schedule DR) effective November 1, 2018 (AL 3290-E). DR w/o HUC is SDG&E's proposal to eliminate the HUC Charge.

Declaration of Cynthia Fang  
 November 30, 2018

APPENDIX C – ATTACHMENT E  
ILLUSTRATIVE HUC CUSTOMERS BY MONTH  
SAN DIEGO GAS AND ELECTRIC COMPANY  
PETITION FOR MODIFICATION OF D.15-07-001 AND D.17-07-006

**Typical Monthly Residential Energy Charges at DR w/ HUC and DR w/o HUC  
Mountain Customers  
Non-CARE, August, Basic**

Line										Line
No.	Energy kWh	Number of Customers	% of Customers	% of Customers Cumulative	Avg kWh for the Range	DR w/ HUC (\$)	DR w/o HUC (\$)	CHANGE (\$)	CHANGE (%)	No.
1	< 25 kWh	2	0.37%	0.37%	19	\$10.22	\$10.22	\$0.00	0.00%	1
2	25 to 50 kWh	0	0.00%	0.37%	0	\$0.00	\$0.00	\$0.00	0.00%	2
3	50 to 75 kWh	0	0.00%	0.37%	0	\$0.00	\$0.00	\$0.00	0.00%	3
4	75 to 100 kWh	0	0.00%	0.37%	0	\$0.00	\$0.00	\$0.00	0.00%	4
5	100 to 125 kWh	0	0.00%	0.37%	0	\$0.00	\$0.00	\$0.00	0.00%	5
6	125 to 150 kWh	0	0.00%	0.37%	0	\$0.00	\$0.00	\$0.00	0.00%	6
7	150 to 200 kWh	1	0.19%	0.56%	153	\$41.23	\$41.56	\$0.33	0.80%	7
8	200 to 250 kWh	1	0.19%	0.74%	219	\$59.01	\$59.49	\$0.48	0.81%	8
9	250 to 300 kWh	2	0.37%	1.12%	290	\$78.15	\$78.77	\$0.62	0.80%	9
10	300 to 350 kWh	2	0.37%	1.49%	337	\$90.96	\$91.69	\$0.73	0.80%	10
11	350 to 400 kWh	1	0.19%	1.67%	363	\$97.84	\$98.62	\$0.78	0.80%	11
12	400 to 450 kWh	1	0.19%	1.86%	446	\$120.20	\$121.17	\$0.97	0.81%	12
13	450 to 500 kWh	2	0.37%	2.23%	479	\$129.22	\$130.26	\$1.04	0.81%	13
14	500 to 550 kWh	2	0.37%	2.60%	523	\$140.96	\$142.10	\$1.14	0.81%	14
15	550 to 600 kWh	3	0.56%	3.16%	582	\$163.83	\$165.15	\$1.32	0.81%	15
16	600 to 650 kWh	0	0.00%	3.16%	0	\$0.00	\$0.00	\$0.00	0.00%	16
17	650 to 700 kWh	2	0.37%	3.53%	691	\$215.20	\$216.93	\$1.73	0.81%	17
18	700 to 800 kWh	7	1.30%	4.84%	770	\$252.23	\$254.27	\$2.04	0.81%	18
19	800 to 900 kWh	8	1.49%	6.32%	839	\$285.15	\$287.45	\$2.30	0.81%	19
20	900 to 1000 kWh	9	1.67%	8.00%	940	\$332.87	\$335.56	\$2.69	0.81%	20
21	1000 to 1500 kWh	110	20.45%	28.44%	1323	\$511.78	\$515.90	\$4.12	0.81%	21
22	1500 to 2000 kWh	229	42.57%	71.01%	1721	\$707.37	\$706.85	(\$0.52)	-0.07%	22
23	2000 to 3000 kWh	97	18.03%	89.04%	2318	\$1,031.82	\$990.70	(\$41.12)	-3.99%	23
24	> 3000 kWh	59	10.97%	100.00%	5980	\$3,044.84	\$2,732.69	(\$312.15)	-10.25%	24
25	TOTAL	538	100.00%	100.00%	2129	\$942.75	\$901.86	(\$40.89)	-4.34%	25

Note: DR w/ HUC reflects SDG&E's residential tiered rate schedule (Schedule DR) effective November 1, 2018 (AL 3290-E). DR w/o HUC is SDG&E's proposal to eliminate the HUC Charge.

Declaration of Cynthia Fang  
November 30, 2018



APPENDIX C – ATTACHMENT E  
ILLUSTRATIVE HUC CUSTOMERS BY MONTH  
SAN DIEGO GAS AND ELECTRIC COMPANY  
PETITION FOR MODIFICATION OF D.15-07-001 AND D.17-07-006

**Typical Monthly Residential Energy Charges at DR w/ HUC and DR w/o HUC  
Mountain Customers  
Non-CARE, August, All Electric**

Line										Line
No.	Energy kWh	Number of Customers	% of Customers	% of Customers Cumulative	Avg kWh for the Range	DR w/ HUC (\$)	DR w/o HUC (\$)	CHANGE (\$)	CHANGE (%)	No.
1	< 25 kWh	0	0.00%	0.00%	0	\$0.00	\$0.00	\$0.00	0.00%	1
2	25 to 50 kWh	0	0.00%	0.00%	0	\$0.00	\$0.00	\$0.00	0.00%	2
3	50 to 75 kWh	0	0.00%	0.00%	0	\$0.00	\$0.00	\$0.00	0.00%	3
4	75 to 100 kWh	0	0.00%	0.00%	0	\$0.00	\$0.00	\$0.00	0.00%	4
5	100 to 125 kWh	0	0.00%	0.00%	0	\$0.00	\$0.00	\$0.00	0.00%	5
6	125 to 150 kWh	0	0.00%	0.00%	0	\$0.00	\$0.00	\$0.00	0.00%	6
7	150 to 200 kWh	0	0.00%	0.00%	0	\$0.00	\$0.00	\$0.00	0.00%	7
8	200 to 250 kWh	0	0.00%	0.00%	0	\$0.00	\$0.00	\$0.00	0.00%	8
9	250 to 300 kWh	0	0.00%	0.00%	0	\$0.00	\$0.00	\$0.00	0.00%	9
10	300 to 350 kWh	1	0.60%	0.60%	325	\$87.58	\$88.28	\$0.70	0.80%	10
11	350 to 400 kWh	2	1.21%	1.81%	375	\$101.20	\$102.01	\$0.81	0.81%	11
12	400 to 450 kWh	0	0.00%	1.81%	0	\$0.00	\$0.00	\$0.00	0.00%	12
13	450 to 500 kWh	0	0.00%	1.81%	0	\$0.00	\$0.00	\$0.00	0.00%	13
14	500 to 550 kWh	1	0.60%	2.41%	502	\$135.29	\$136.38	\$1.09	0.81%	14
15	550 to 600 kWh	0	0.00%	2.41%	0	\$0.00	\$0.00	\$0.00	0.00%	15
16	600 to 650 kWh	0	0.00%	2.41%	0	\$0.00	\$0.00	\$0.00	0.00%	16
17	650 to 700 kWh	0	0.00%	2.41%	0	\$0.00	\$0.00	\$0.00	0.00%	17
18	700 to 800 kWh	1	0.60%	3.01%	754	\$221.02	\$222.80	\$1.78	0.81%	18
19	800 to 900 kWh	0	0.00%	3.01%	0	\$0.00	\$0.00	\$0.00	0.00%	19
20	900 to 1000 kWh	2	1.21%	4.22%	926	\$302.17	\$304.61	\$2.44	0.81%	20
21	1000 to 1500 kWh	12	7.23%	11.45%	1335	\$495.26	\$499.25	\$3.99	0.81%	21
22	1500 to 2000 kWh	50	30.12%	41.57%	1786	\$708.13	\$713.82	\$5.69	0.81%	22
23	2000 to 3000 kWh	72	43.37%	84.94%	2343	\$994.31	\$978.94	(\$15.37)	-1.55%	23
24	> 3000 kWh	25	15.06%	100.00%	4750	\$2,317.08	\$2,123.77	(\$193.31)	-8.34%	24
25	TOTAL	166	100.00%	100.00%	2391	\$1,036.85	\$1,003.14	(\$33.71)	-3.25%	25

Note: DR w/ HUC reflects SDG&E's residential tiered rate schedule (Schedule DR) effective November 1, 2018 (AL 3290-E). DR w/o HUC is SDG&E's proposal to eliminate the HUC Charge.

Declaration of Cynthia Fang  
November 30, 2018

APPENDIX C – ATTACHMENT E  
ILLUSTRATIVE HUC CUSTOMERS BY MONTH  
SAN DIEGO GAS AND ELECTRIC COMPANY  
PETITION FOR MODIFICATION OF D.15-07-001 AND D.17-07-006

**Typical Monthly Residential Energy Charges at DR w/ HUC and DR w/o HUC  
Mountain Customers  
Non-CARE, September, Basic**

Line										Line
No.	Energy kWh	Number of Customers	% of Customers	% of Customers Cumulative	Avg kWh for the Range	DR w/ HUC (\$)	DR w/o HUC (\$)	CHANGE (\$)	CHANGE (%)	No.
1	< 25 kWh	2	0.37%	0.37%	5	\$9.87	\$9.87	\$0.00	0.00%	1
2	25 to 50 kWh	0	0.00%	0.37%	0	\$0.00	\$0.00	\$0.00	0.00%	2
3	50 to 75 kWh	2	0.37%	0.74%	58	\$15.77	\$15.90	\$0.13	0.82%	3
4	75 to 100 kWh	0	0.00%	0.74%	0	\$0.00	\$0.00	\$0.00	0.00%	4
5	100 to 125 kWh	0	0.00%	0.74%	0	\$0.00	\$0.00	\$0.00	0.00%	5
6	125 to 150 kWh	1	0.19%	0.93%	131	\$35.31	\$35.59	\$0.28	0.79%	6
7	150 to 200 kWh	4	0.74%	1.67%	180	\$48.65	\$49.04	\$0.39	0.81%	7
8	200 to 250 kWh	2	0.37%	2.05%	234	\$63.07	\$63.57	\$0.50	0.80%	8
9	250 to 300 kWh	1	0.19%	2.23%	252	\$67.91	\$68.46	\$0.55	0.81%	9
10	300 to 350 kWh	3	0.56%	2.79%	331	\$89.39	\$90.10	\$0.71	0.80%	10
11	350 to 400 kWh	2	0.37%	3.16%	377	\$101.74	\$102.56	\$0.82	0.81%	11
12	400 to 450 kWh	3	0.56%	3.72%	431	\$116.33	\$117.26	\$0.93	0.80%	12
13	450 to 500 kWh	2	0.37%	4.09%	470	\$126.80	\$127.81	\$1.01	0.80%	13
14	500 to 550 kWh	4	0.74%	4.83%	524	\$142.35	\$143.49	\$1.14	0.80%	14
15	550 to 600 kWh	6	1.12%	5.95%	584	\$168.32	\$169.66	\$1.34	0.80%	15
16	600 to 650 kWh	11	2.05%	7.99%	623	\$186.72	\$188.22	\$1.50	0.80%	16
17	650 to 700 kWh	8	1.49%	9.48%	673	\$210.73	\$212.42	\$1.69	0.80%	17
18	700 to 800 kWh	22	4.09%	13.57%	757	\$246.15	\$248.12	\$1.97	0.80%	18
19	800 to 900 kWh	43	7.99%	21.56%	846	\$292.23	\$294.57	\$2.34	0.80%	19
20	900 to 1000 kWh	46	8.55%	30.11%	947	\$339.91	\$342.63	\$2.72	0.80%	20
21	1000 to 1500 kWh	220	40.89%	71.01%	1225	\$470.99	\$474.77	\$3.78	0.80%	21
22	1500 to 2000 kWh	78	14.50%	85.50%	1686	\$695.42	\$694.11	(\$1.31)	-0.19%	22
23	2000 to 3000 kWh	42	7.81%	93.31%	2408	\$1,089.86	\$1,037.69	(\$52.17)	-4.79%	23
24	> 3000 kWh	36	6.69%	100.00%	6511	\$3,344.97	\$2,989.17	(\$355.80)	-10.64%	24
25	TOTAL	538	100.00%	100.00%	1592	\$677.58	\$651.66	(\$25.92)	-3.83%	25

Note: DR w/ HUC reflects SDG&E's residential tiered rate schedule (Schedule DR) effective November 1, 2018 (AL 3290-E). DR w/o HUC is SDG&E's proposal to eliminate the HUC Charge.

Declaration of Cynthia Fang  
November 30, 2018

APPENDIX C – ATTACHMENT E  
ILLUSTRATIVE HUC CUSTOMERS BY MONTH  
SAN DIEGO GAS AND ELECTRIC COMPANY  
PETITION FOR MODIFICATION OF D.15-07-001 AND D.17-07-006

**Typical Monthly Residential Energy Charges at DR w/ HUC and DR w/o HUC  
Mountain Customers  
Non-CARE, September, All Electric**

Line										Line
No.	Energy kWh	Number of Customers	% of Customers	% of Customers Cumulative	Avg kWh for the Range	DR w/ HUC (\$)	DR w/o HUC (\$)	CHANGE (\$)	CHANGE (%)	No.
1	< 25 kWh	0	0.00%	0.00%	0	\$0.00	\$0.00	\$0.00	0.00%	1
2	25 to 50 kWh	1	0.60%	0.60%	33	\$9.90	\$9.90	\$0.00	0.00%	2
3	50 to 75 kWh	0	0.00%	0.60%	0	\$0.00	\$0.00	\$0.00	0.00%	3
4	75 to 100 kWh	0	0.00%	0.60%	0	\$0.00	\$0.00	\$0.00	0.00%	4
5	100 to 125 kWh	0	0.00%	0.60%	0	\$0.00	\$0.00	\$0.00	0.00%	5
6	125 to 150 kWh	1	0.60%	1.20%	142	\$38.27	\$38.58	\$0.31	0.81%	6
7	150 to 200 kWh	2	1.21%	2.41%	188	\$50.67	\$51.07	\$0.40	0.80%	7
8	200 to 250 kWh	0	0.00%	2.41%	0	\$0.00	\$0.00	\$0.00	0.00%	8
9	250 to 300 kWh	0	0.00%	2.41%	0	\$0.00	\$0.00	\$0.00	0.00%	9
10	300 to 350 kWh	0	0.00%	2.41%	0	\$0.00	\$0.00	\$0.00	0.00%	10
11	350 to 400 kWh	0	0.00%	2.41%	0	\$0.00	\$0.00	\$0.00	0.00%	11
12	400 to 450 kWh	1	0.60%	3.01%	441	\$118.85	\$119.80	\$0.95	0.80%	12
13	450 to 500 kWh	0	0.00%	3.01%	0	\$0.00	\$0.00	\$0.00	0.00%	13
14	500 to 550 kWh	2	1.21%	4.22%	520	\$140.14	\$141.26	\$1.12	0.80%	14
15	550 to 600 kWh	1	0.60%	4.82%	584	\$157.39	\$158.65	\$1.26	0.80%	15
16	600 to 650 kWh	1	0.60%	5.42%	635	\$171.12	\$172.50	\$1.38	0.81%	16
17	650 to 700 kWh	1	0.60%	6.02%	676	\$188.66	\$190.17	\$1.51	0.80%	17
18	700 to 800 kWh	9	5.42%	11.44%	748	\$223.00	\$224.79	\$1.79	0.80%	18
19	800 to 900 kWh	3	1.81%	13.25%	850	\$270.77	\$272.94	\$2.17	0.80%	19
20	900 to 1000 kWh	6	3.61%	16.87%	946	\$316.07	\$318.61	\$2.54	0.80%	20
21	1000 to 1500 kWh	59	35.54%	52.41%	1272	\$469.94	\$473.71	\$3.77	0.80%	21
22	1500 to 2000 kWh	36	21.69%	74.09%	1706	\$675.25	\$680.57	\$5.32	0.79%	22
23	2000 to 3000 kWh	29	17.47%	91.56%	2346	\$1,005.55	\$984.86	(\$20.69)	-2.06%	23
24	> 3000 kWh	14	8.43%	100.00%	4817	\$2,363.59	\$2,160.06	(\$203.53)	-8.61%	24
25	TOTAL	166	100.00%	100.00%	1752	\$723.30	\$705.30	(\$18.00)	-2.49%	25

Note: DR w/ HUC reflects SDG&E’s residential tiered rate schedule (Schedule DR) effective November 1, 2018 (AL 3290-E). DR w/o HUC is SDG&E’s proposal to eliminate the HUC Charge.

Declaration of Cynthia Fang  
November 30, 2018

APPENDIX C – ATTACHMENT E  
ILLUSTRATIVE HUC CUSTOMERS BY MONTH  
SAN DIEGO GAS AND ELECTRIC COMPANY  
PETITION FOR MODIFICATION OF D.15-07-001 AND D.17-07-006

**Typical Monthly Residential Energy Charges at DR w/ HUC and DR w/o HUC  
Mountain Customers  
Non-CARE, October, Basic**

Line										Line
No.	Energy kWh	Number of Customers	% of Customers	% of Customers Cumulative	Avg kWh for the Range	DR w/ HUC (\$)	DR w/o HUC (\$)	CHANGE (\$)	CHANGE (%)	No.
1	< 25 kWh	2	0.37%	0.37%	7	\$10.21	\$10.21	\$0.00	0.00%	1
2	25 to 50 kWh	1	0.19%	0.56%	27	\$10.22	\$10.22	\$0.00	0.00%	2
3	50 to 75 kWh	2	0.37%	0.93%	64	\$17.25	\$17.39	\$0.14	0.81%	3
4	75 to 100 kWh	0	0.00%	0.93%	0	\$0.00	\$0.00	\$0.00	0.00%	4
5	100 to 125 kWh	1	0.19%	1.12%	121	\$32.61	\$32.87	\$0.26	0.80%	5
6	125 to 150 kWh	1	0.19%	1.30%	145	\$39.08	\$39.39	\$0.31	0.79%	6
7	150 to 200 kWh	4	0.74%	2.05%	178	\$48.11	\$48.49	\$0.38	0.80%	7
8	200 to 250 kWh	0	0.00%	2.05%	0	\$0.00	\$0.00	\$0.00	0.00%	8
9	250 to 300 kWh	3	0.56%	2.60%	276	\$74.48	\$75.07	\$0.59	0.80%	9
10	300 to 350 kWh	1	0.19%	2.79%	324	\$87.31	\$88.02	\$0.71	0.81%	10
11	350 to 400 kWh	2	0.37%	3.16%	356	\$95.93	\$96.70	\$0.77	0.80%	11
12	400 to 450 kWh	7	1.30%	4.46%	424	\$114.41	\$115.34	\$0.93	0.81%	12
13	450 to 500 kWh	5	0.93%	5.39%	476	\$128.49	\$129.53	\$1.04	0.81%	13
14	500 to 550 kWh	10	1.86%	7.25%	531	\$137.73	\$138.84	\$1.11	0.81%	14
15	550 to 600 kWh	18	3.35%	10.60%	584	\$164.80	\$166.13	\$1.33	0.81%	15
16	600 to 650 kWh	18	3.35%	13.94%	629	\$185.93	\$187.44	\$1.51	0.81%	16
17	650 to 700 kWh	14	2.60%	16.54%	674	\$207.30	\$208.98	\$1.68	0.81%	17
18	700 to 800 kWh	51	9.48%	26.02%	751	\$243.36	\$245.33	\$1.97	0.81%	18
19	800 to 900 kWh	57	10.60%	36.62%	847	\$288.64	\$290.97	\$2.33	0.81%	19
20	900 to 1000 kWh	60	11.15%	47.77%	943	\$333.87	\$336.56	\$2.69	0.81%	20
21	1000 to 1500 kWh	165	30.67%	78.44%	1223	\$466.34	\$470.10	\$3.76	0.81%	21
22	1500 to 2000 kWh	45	8.36%	86.80%	1693	\$692.72	\$693.72	\$1.00	0.15%	22
23	2000 to 3000 kWh	36	6.69%	93.50%	2439	\$1,098.36	\$1,048.28	(\$50.08)	-4.56%	23
24	> 3000 kWh	35	6.51%	100.00%	6729	\$3,456.73	\$3,089.12	(\$367.61)	-10.64%	24
25	TOTAL	538	100.00%	100.00%	1467	\$614.14	\$589.04	(\$25.10)	-4.09%	25

Note: DR w/ HUC reflects SDG&E's residential tiered rate schedule (Schedule DR) effective November 1, 2018 (AL 3290-E). DR w/o HUC is SDG&E's proposal to eliminate the HUC Charge.

Declaration of Cynthia Fang  
November 30, 2018

APPENDIX C – ATTACHMENT E  
ILLUSTRATIVE HUC CUSTOMERS BY MONTH  
SAN DIEGO GAS AND ELECTRIC COMPANY  
PETITION FOR MODIFICATION OF D.15-07-001 AND D.17-07-006

**Typical Monthly Residential Energy Charges at DR w/ HUC and DR w/o HUC  
Mountain Customers  
Non-CARE, October, All Electric**

Line										Line
No.	Energy kWh	Number of Customers	% of Customers	% of Customers Cumulative	Avg kWh for the Range	DR w/ HUC (\$)	DR w/o HUC (\$)	CHANGE (\$)	CHANGE (%)	No.
1	< 25 kWh	0	0.00%	0.00%	0	\$0.00	\$0.00	\$0.00	0.00%	1
2	25 to 50 kWh	0	0.00%	0.00%	0	\$0.00	\$0.00	\$0.00	0.00%	2
3	50 to 75 kWh	0	0.00%	0.00%	0	\$0.00	\$0.00	\$0.00	0.00%	3
4	75 to 100 kWh	0	0.00%	0.00%	0	\$0.00	\$0.00	\$0.00	0.00%	4
5	100 to 125 kWh	1	0.60%	0.60%	106	\$28.57	\$28.80	\$0.23	0.81%	5
6	125 to 150 kWh	1	0.60%	1.20%	132	\$35.57	\$35.85	\$0.28	0.79%	6
7	150 to 200 kWh	1	0.60%	1.81%	158	\$42.58	\$42.93	\$0.35	0.82%	7
8	200 to 250 kWh	0	0.00%	1.81%	0	\$0.00	\$0.00	\$0.00	0.00%	8
9	250 to 300 kWh	1	0.60%	2.41%	259	\$69.81	\$70.37	\$0.56	0.80%	9
10	300 to 350 kWh	1	0.60%	3.01%	309	\$83.28	\$83.95	\$0.67	0.81%	10
11	350 to 400 kWh	0	0.00%	3.01%	0	\$0.00	\$0.00	\$0.00	0.00%	11
12	400 to 450 kWh	0	0.00%	3.01%	0	\$0.00	\$0.00	\$0.00	0.00%	12
13	450 to 500 kWh	0	0.00%	3.01%	0	\$0.00	\$0.00	\$0.00	0.00%	13
14	500 to 550 kWh	2	1.21%	4.22%	536	\$144.46	\$145.62	\$1.16	0.80%	14
15	550 to 600 kWh	3	1.81%	6.02%	579	\$156.13	\$157.39	\$1.26	0.81%	15
16	600 to 650 kWh	4	2.41%	8.43%	625	\$168.51	\$169.86	\$1.35	0.80%	16
17	650 to 700 kWh	3	1.81%	10.24%	689	\$190.65	\$192.20	\$1.55	0.81%	17
18	700 to 800 kWh	5	3.01%	13.25%	756	\$222.33	\$224.13	\$1.80	0.81%	18
19	800 to 900 kWh	8	4.82%	18.07%	845	\$264.02	\$266.14	\$2.12	0.81%	19
20	900 to 1000 kWh	8	4.82%	22.89%	962	\$319.16	\$321.73	\$2.57	0.81%	20
21	1000 to 1500 kWh	68	40.96%	63.85%	1219	\$440.59	\$444.13	\$3.54	0.81%	21
22	1500 to 2000 kWh	27	16.27%	80.12%	1771	\$700.92	\$706.56	\$5.64	0.80%	22
23	2000 to 3000 kWh	20	12.05%	92.17%	2326	\$985.14	\$970.88	(\$14.26)	-1.45%	23
24	> 3000 kWh	13	7.83%	100.00%	5481	\$2,718.73	\$2,471.34	(\$247.39)	-9.10%	24
25	TOTAL	166	100.00%	100.00%	1657	\$674.53	\$656.19	(\$18.34)	-2.72%	25

Note: DR w/ HUC reflects SDG&E's residential tiered rate schedule (Schedule DR) effective November 1, 2018 (AL 3290-E). DR w/o HUC is SDG&E's proposal to eliminate the HUC Charge.

Declaration of Cynthia Fang  
November 30, 2018

APPENDIX C – ATTACHMENT E  
ILLUSTRATIVE HUC CUSTOMERS BY MONTH  
SAN DIEGO GAS AND ELECTRIC COMPANY  
PETITION FOR MODIFICATION OF D.15-07-001 AND D.17-07-006

**Typical Monthly Residential Energy Charges at DR w/ HUC and DR w/o HUC  
Mountain Customers  
Non-CARE, November, Basic**

Line No.	Energy kWh	Number of Customers	% of Customers	% of Customers Cumulative	Avg kWh for the Range	DR w/ HUC (\$)	DR w/o HUC (\$)	CHANGE (\$)	CHANGE (%)	Line No.
1	< 25 kWh	1	0.19%	0.19%	1	\$9.87	\$9.87	\$0.00	0.00%	1
2	25 to 50 kWh	1	0.19%	0.37%	46	\$10.52	\$10.62	\$0.10	0.95%	2
3	50 to 75 kWh	1	0.19%	0.56%	51	\$11.66	\$11.77	\$0.11	0.94%	3
4	75 to 100 kWh	1	0.19%	0.74%	93	\$21.27	\$21.47	\$0.20	0.94%	4
5	100 to 125 kWh	3	0.56%	1.30%	118	\$27.14	\$27.40	\$0.26	0.96%	5
6	125 to 150 kWh	1	0.19%	1.49%	129	\$29.51	\$29.79	\$0.28	0.95%	6
7	150 to 200 kWh	1	0.19%	1.67%	187	\$42.78	\$43.19	\$0.41	0.96%	7
8	200 to 250 kWh	1	0.19%	1.86%	220	\$50.33	\$50.80	\$0.47	0.93%	8
9	250 to 300 kWh	4	0.74%	2.60%	277	\$63.54	\$64.14	\$0.60	0.95%	9
10	300 to 350 kWh	4	0.74%	3.35%	327	\$74.86	\$75.57	\$0.71	0.95%	10
11	350 to 400 kWh	6	1.12%	4.46%	386	\$88.30	\$89.14	\$0.84	0.95%	11
12	400 to 450 kWh	19	3.53%	7.99%	435	\$99.65	\$100.60	\$0.95	0.95%	12
13	450 to 500 kWh	20	3.72%	11.71%	478	\$109.50	\$110.54	\$1.04	0.95%	13
14	500 to 550 kWh	13	2.42%	14.13%	533	\$123.27	\$124.44	\$1.17	0.95%	14
15	550 to 600 kWh	26	4.83%	18.96%	574	\$143.88	\$145.24	\$1.36	0.95%	15
16	600 to 650 kWh	22	4.09%	23.05%	622	\$162.92	\$164.46	\$1.54	0.95%	16
17	650 to 700 kWh	25	4.65%	27.70%	677	\$184.77	\$186.52	\$1.75	0.95%	17
18	700 to 800 kWh	72	13.38%	41.08%	750	\$214.00	\$216.02	\$2.02	0.95%	18
19	800 to 900 kWh	50	9.29%	50.37%	849	\$253.69	\$256.09	\$2.40	0.95%	19
20	900 to 1000 kWh	54	10.04%	60.41%	942	\$291.14	\$293.90	\$2.76	0.95%	20
21	1000 to 1500 kWh	111	20.63%	81.04%	1209	\$397.88	\$401.65	\$3.77	0.95%	21
22	1500 to 2000 kWh	36	6.69%	87.73%	1688	\$599.08	\$595.20	(\$3.88)	-0.65%	22
23	2000 to 3000 kWh	32	5.95%	93.68%	2384	\$923.66	\$876.70	(\$46.96)	-5.08%	23
24	> 3000 kWh	34	6.32%	100.00%	6226	\$2,715.74	\$2,429.81	(\$285.93)	-10.53%	24
25	TOTAL	538	100.00%	100.00%	1313	\$465.44	\$446.20	(\$19.24)	-4.13%	25

Note: DR w/ HUC reflects SDG&E's residential tiered rate schedule (Schedule DR) effective November 1, 2018 (AL 3290-E). DR w/o HUC is SDG&E's proposal to eliminate the HUC Charge.

Declaration of Cynthia Fang  
November 30, 2018

APPENDIX C – ATTACHMENT E  
ILLUSTRATIVE HUC CUSTOMERS BY MONTH  
SAN DIEGO GAS AND ELECTRIC COMPANY  
PETITION FOR MODIFICATION OF D.15-07-001 AND D.17-07-006

**Typical Monthly Residential Energy Charges at DR w/ HUC and DR w/o HUC  
Mountain Customers  
Non-CARE, November, All Electric**

Line										Line
No.	Energy kWh	Number of Customers	% of Customers	% of Customers Cumulative	Avg kWh for the Range	DR w/ HUC (\$)	DR w/o HUC (\$)	CHANGE (\$)	CHANGE (%)	No.
1	< 25 kWh	0	0.00%	0.00%	0	\$0.00	\$0.00	\$0.00	0.00%	1
2	25 to 50 kWh	0	0.00%	0.00%	0	\$0.00	\$0.00	\$0.00	0.00%	2
3	50 to 75 kWh	0	0.00%	0.00%	0	\$0.00	\$0.00	\$0.00	0.00%	3
4	75 to 100 kWh	1	0.60%	0.60%	81	\$18.53	\$18.70	\$0.17	0.92%	4
5	100 to 125 kWh	0	0.00%	0.60%	0	\$0.00	\$0.00	\$0.00	0.00%	5
6	125 to 150 kWh	1	0.60%	1.20%	139	\$31.79	\$32.09	\$0.30	0.94%	6
7	150 to 200 kWh	0	0.00%	1.20%	0	\$0.00	\$0.00	\$0.00	0.00%	7
8	200 to 250 kWh	0	0.00%	1.20%	0	\$0.00	\$0.00	\$0.00	0.00%	8
9	250 to 300 kWh	0	0.00%	1.20%	0	\$0.00	\$0.00	\$0.00	0.00%	9
10	300 to 350 kWh	0	0.00%	1.20%	0	\$0.00	\$0.00	\$0.00	0.00%	10
11	350 to 400 kWh	0	0.00%	1.20%	0	\$0.00	\$0.00	\$0.00	0.00%	11
12	400 to 450 kWh	2	1.21%	2.41%	421	\$96.31	\$97.23	\$0.92	0.95%	12
13	450 to 500 kWh	2	1.21%	3.61%	484	\$110.83	\$111.88	\$1.05	0.94%	13
14	500 to 550 kWh	1	0.60%	4.22%	536	\$122.62	\$123.78	\$1.16	0.95%	14
15	550 to 600 kWh	1	0.60%	4.82%	555	\$126.97	\$128.17	\$1.20	0.95%	15
16	600 to 650 kWh	2	1.21%	6.02%	629	\$143.89	\$145.25	\$1.36	0.95%	16
17	650 to 700 kWh	6	3.61%	9.64%	677	\$154.99	\$156.45	\$1.46	0.94%	17
18	700 to 800 kWh	8	4.82%	14.46%	744	\$170.37	\$171.98	\$1.61	0.94%	18
19	800 to 900 kWh	11	6.63%	21.08%	857	\$196.21	\$198.07	\$1.86	0.95%	19
20	900 to 1000 kWh	12	7.23%	28.31%	945	\$216.23	\$218.28	\$2.05	0.95%	20
21	1000 to 1500 kWh	65	39.16%	67.47%	1211	\$310.98	\$313.93	\$2.95	0.95%	21
22	1500 to 2000 kWh	26	15.66%	83.13%	1695	\$504.77	\$509.56	\$4.79	0.95%	22
23	2000 to 3000 kWh	17	10.24%	93.37%	2352	\$767.86	\$775.14	\$7.28	0.95%	23
24	> 3000 kWh	11	6.63%	100.00%	5192	\$2,042.27	\$1,923.48	(\$118.79)	-5.82%	24
25	TOTAL	166	100.00%	100.00%	1536	\$463.28	\$458.51	(\$4.77)	-1.03%	25

Note: DR w/ HUC reflects SDG&E's residential tiered rate schedule (Schedule DR) effective November 1, 2018 (AL 3290-E). DR w/o HUC is SDG&E's proposal to eliminate the HUC Charge.

Declaration of Cynthia Fang  
November 30, 2018

APPENDIX C – ATTACHMENT E  
ILLUSTRATIVE HUC CUSTOMERS BY MONTH  
SAN DIEGO GAS AND ELECTRIC COMPANY  
PETITION FOR MODIFICATION OF D.15-07-001 AND D.17-07-006

**Typical Monthly Residential Energy Charges at DR w/ HUC and DR w/o HUC  
Mountain Customers  
Non-CARE, December, Basic**

Line										Line
No.	Energy kWh	Number of Customers	% of Customers	% of Customers Cumulative	Avg kWh for the Range	DR w/ HUC (\$)	DR w/o HUC (\$)	CHANGE (\$)	CHANGE (%)	No.
1	< 25 kWh	1	0.19%	0.19%	0	\$10.20	\$10.20	\$0.00	0.00%	1
2	25 to 50 kWh	0	0.00%	0.19%	0	\$0.00	\$0.00	\$0.00	0.00%	2
3	50 to 75 kWh	1	0.19%	0.37%	62	\$14.18	\$14.32	\$0.14	0.99%	3
4	75 to 100 kWh	2	0.37%	0.74%	90	\$20.70	\$20.90	\$0.20	0.94%	4
5	100 to 125 kWh	0	0.00%	0.74%	0	\$0.00	\$0.00	\$0.00	0.00%	5
6	125 to 150 kWh	1	0.19%	0.93%	143	\$32.72	\$33.03	\$0.31	0.95%	6
7	150 to 200 kWh	2	0.37%	1.30%	169	\$38.77	\$39.14	\$0.37	0.95%	7
8	200 to 250 kWh	2	0.37%	1.67%	211	\$48.27	\$48.73	\$0.46	0.95%	8
9	250 to 300 kWh	3	0.56%	2.23%	274	\$62.83	\$63.43	\$0.60	0.95%	9
10	300 to 350 kWh	2	0.37%	2.60%	328	\$75.03	\$75.74	\$0.71	0.94%	10
11	350 to 400 kWh	11	2.05%	4.65%	368	\$84.31	\$85.11	\$0.80	0.94%	11
12	400 to 450 kWh	5	0.93%	5.58%	420	\$96.26	\$97.17	\$0.91	0.94%	12
13	450 to 500 kWh	8	1.49%	7.07%	478	\$109.38	\$110.40	\$1.02	0.94%	13
14	500 to 550 kWh	20	3.72%	10.78%	517	\$119.10	\$120.22	\$1.12	0.94%	14
15	550 to 600 kWh	20	3.72%	14.50%	577	\$139.15	\$140.46	\$1.31	0.94%	15
16	600 to 650 kWh	18	3.35%	17.85%	628	\$162.25	\$163.78	\$1.53	0.94%	16
17	650 to 700 kWh	19	3.53%	21.38%	681	\$183.72	\$185.46	\$1.74	0.94%	17
18	700 to 800 kWh	52	9.67%	31.04%	745	\$209.37	\$211.35	\$1.98	0.95%	18
19	800 to 900 kWh	47	8.74%	39.78%	846	\$249.63	\$251.99	\$2.36	0.95%	19
20	900 to 1000 kWh	51	9.48%	49.26%	956	\$293.82	\$296.60	\$2.78	0.95%	20
21	1000 to 1500 kWh	142	26.39%	75.65%	1196	\$389.92	\$393.61	\$3.69	0.95%	21
22	1500 to 2000 kWh	60	11.15%	86.80%	1716	\$606.32	\$603.69	(\$2.63)	-0.44%	22
23	2000 to 3000 kWh	31	5.76%	92.57%	2418	\$933.11	\$887.45	(\$45.66)	-4.89%	23
24	> 3000 kWh	40	7.44%	100.00%	6019	\$2,613.20	\$2,343.50	(\$269.70)	-10.32%	24
25	TOTAL	538	100.00%	100.00%	1440	\$515.39	\$494.30	(\$21.09)	-4.09%	25

Note: DR w/ HUC reflects SDG&E's residential tiered rate schedule (Schedule DR) effective November 1, 2018 (AL 3290-E). DR w/o HUC is SDG&E's proposal to eliminate the HUC Charge.

Declaration of Cynthia Fang  
November 30, 2018



APPENDIX C – ATTACHMENT E  
ILLUSTRATIVE HUC CUSTOMERS BY MONTH  
SAN DIEGO GAS AND ELECTRIC COMPANY  
PETITION FOR MODIFICATION OF D.15-07-001 AND D.17-07-006

**Typical Monthly Residential Energy Charges at DR w/ HUC and DR w/o HUC  
Mountain Customers  
Non-CARE, December, All Electric**

Line										Line
No.	Energy kWh	Number of Customers	% of Customers	% of Customers Cumulative	Avg kWh for the Range	DR w/ HUC (\$)	DR w/o HUC (\$)	CHANGE (\$)	CHANGE (%)	No.
1	< 25 kWh	0	0.00%	0.00%	0	\$0.00	\$0.00	\$0.00	0.00%	1
2	25 to 50 kWh	0	0.00%	0.00%	0	\$0.00	\$0.00	\$0.00	0.00%	2
3	50 to 75 kWh	0	0.00%	0.00%	0	\$0.00	\$0.00	\$0.00	0.00%	3
4	75 to 100 kWh	1	0.60%	0.60%	99	\$22.65	\$22.86	\$0.21	0.93%	4
5	100 to 125 kWh	0	0.00%	0.60%	0	\$0.00	\$0.00	\$0.00	0.00%	5
6	125 to 150 kWh	0	0.00%	0.60%	0	\$0.00	\$0.00	\$0.00	0.00%	6
7	150 to 200 kWh	2	1.21%	1.81%	162	\$37.18	\$37.53	\$0.35	0.96%	7
8	200 to 250 kWh	1	0.60%	2.41%	239	\$54.67	\$55.19	\$0.52	0.95%	8
9	250 to 300 kWh	1	0.60%	3.01%	281	\$64.28	\$64.88	\$0.60	0.93%	9
10	300 to 350 kWh	0	0.00%	3.01%	0	\$0.00	\$0.00	\$0.00	0.00%	10
11	350 to 400 kWh	1	0.60%	3.61%	400	\$91.51	\$92.37	\$0.86	0.94%	11
12	400 to 450 kWh	0	0.00%	3.61%	0	\$0.00	\$0.00	\$0.00	0.00%	12
13	450 to 500 kWh	1	0.60%	4.22%	488	\$111.63	\$112.68	\$1.05	0.94%	13
14	500 to 550 kWh	2	1.21%	5.42%	506	\$115.87	\$116.96	\$1.09	0.95%	14
15	550 to 600 kWh	1	0.60%	6.02%	594	\$135.87	\$137.16	\$1.29	0.95%	15
16	600 to 650 kWh	2	1.21%	7.23%	640	\$146.40	\$147.78	\$1.38	0.94%	16
17	650 to 700 kWh	2	1.21%	8.43%	680	\$155.56	\$157.03	\$1.47	0.95%	17
18	700 to 800 kWh	2	1.21%	9.64%	757	\$173.29	\$174.92	\$1.63	0.94%	18
19	800 to 900 kWh	4	2.41%	12.05%	867	\$198.51	\$200.38	\$1.87	0.94%	19
20	900 to 1000 kWh	6	3.61%	15.66%	941	\$215.42	\$217.45	\$2.03	0.94%	20
21	1000 to 1500 kWh	69	41.57%	57.23%	1256	\$323.83	\$326.90	\$3.07	0.95%	21
22	1500 to 2000 kWh	33	19.88%	77.11%	1717	\$507.70	\$512.51	\$4.81	0.95%	22
23	2000 to 3000 kWh	26	15.66%	92.77%	2423	\$790.59	\$798.09	\$7.50	0.95%	23
24	> 3000 kWh	12	7.23%	100.00%	4859	\$1,875.73	\$1,782.91	(\$92.82)	-4.95%	24
25	TOTAL	166	100.00%	100.00%	1695	\$517.99	\$514.90	(\$3.09)	-0.60%	25

Note: DR w/ HUC reflects SDG&E's residential tiered rate schedule (Schedule DR) effective November 1, 2018 (AL 3290-E). DR w/o HUC is SDG&E's proposal to eliminate the HUC Charge.

Declaration of Cynthia Fang  
November 30, 2018